



# FCC RADIO TEST REPORT

FCC ID : 2ARIV-2425  
Equipment : Digital Media Receiver  
Model Name : H23K37  
Applicant : Abandon LLC  
801 E. Douglas Avenue, 2nd Floor  
Wichita, Kansas 67202  
Standard : FCC Part 15 Subpart C §15.247

The testing was completed on Mar. 25, 2019. We, SPORTON INTERNATIONAL INC. EMC & Wireless Communications Laboratory, would like to declare that the tested sample has been evaluated in accordance with the test procedures and has been in compliance with the applicable technical standards.

The report must not be used by the client to claim product certification, approval, or endorsement by TAF or any agency of government.

The test results in this report apply exclusively to the tested model / sample. Without written approval of SPORTON INTERNATIONAL INC. EMC & Wireless Communications Laboratory, the test report shall not be reproduced except in full.

Approved by: Jones Tsai

**SPORTON INTERNATIONAL INC. EMC & Wireless Communications Laboratory**

No. 52, Huaya 1st Rd., Guishan Dist., Taoyuan City, Taiwan (R.O.C.)



# Table of Contents

**History of this test report..... 3**

**Summary of Test Result..... 4**

**1 General Description ..... 5**

    1.1 Product Feature of Equipment Under Test..... 5

    1.2 Product Specification of Equipment Under Test..... 5

    1.3 Modification of EUT ..... 5

    1.4 Testing Location ..... 6

    1.5 Applicable Standards..... 6

**2 Test Configuration of Equipment Under Test ..... 7**

    2.1 Carrier Frequency and Channel ..... 7

    2.2 Test Mode..... 7

    2.3 Connection Diagram of Test System..... 8

    2.4 Support Unit used in test configuration and system ..... 9

    2.5 EUT Operation Test Setup ..... 9

    2.6 Measurement Results Explanation Example..... 9

**3 Test Result ..... 10**

    3.1 6dB and 99% Bandwidth Measurement ..... 10

    3.2 Output Power Measurement..... 12

    3.3 Power Spectral Density Measurement ..... 13

    3.4 Conducted Band Edges and Spurious Emission Measurement ..... 15

    3.5 Radiated Band Edges and Spurious Emission Measurement ..... 31

    3.6 AC Conducted Emission Measurement..... 35

    3.7 Antenna Requirements ..... 37

**4 List of Measuring Equipment..... 38**

**5 Uncertainty of Evaluation ..... 39**

**Appendix A. Conducted Test Results**

**Appendix B. AC Conducted Emission Test Result**

**Appendix C. Radiated Spurious Emission**

**Appendix D. Radiated Spurious Emission Plots**

**Appendix E. Duty Cycle Plots**



### History of this test report

| Report No.   | Version | Description             | Issued Date   |
|--------------|---------|-------------------------|---------------|
| FR892513-02C | 01      | Initial issue of report | Mar. 26, 2019 |
|              |         |                         |               |
|              |         |                         |               |
|              |         |                         |               |
|              |         |                         |               |
|              |         |                         |               |
|              |         |                         |               |
|              |         |                         |               |
|              |         |                         |               |
|              |         |                         |               |
|              |         |                         |               |
|              |         |                         |               |
|              |         |                         |               |
|              |         |                         |               |
|              |         |                         |               |
|              |         |                         |               |



## Summary of Test Result

| Report Clause | Ref Std. Clause    | Test Items   | Result (PASS/FAIL) |
|---------------|--------------------|--|--------------------|
| 3.1           | 15.247(a)(2)       | 6dB Bandwidth                                      | Pass               |
| 3.1           | 2.1049             | 99% Occupied Bandwidth                             | Reporting only     |
| 3.2           | 15.247(b)          | Power Output Measurement                           | Pass               |
| 3.3           | 15.247(e)          | Power Spectral Density                             | Pass               |
| 3.4           | 15.247(d)          | Conducted Band Edges                               | Pass               |
|               |                    | Conducted Spurious Emission                        | Pass               |
| 3.5           | 15.247(d)          | Radiated Band Edges and Radiated Spurious Emission | Pass               |
| 3.6           | 15.207             | AC Conducted Emission                              | Pass               |
| 3.7           | 15.203 & 15.247(b) | Antenna Requirement                                | Pass               |

**Declaration of Conformity:**

The test results with all measurement uncertainty excluded are presented in accordance with the regulation limits or requirements declared by manufacturers.

**Comments and Explanations:**

The declared of product specification for EUT presented in the report are provided by the manufacturer, and the manufacturer takes all the responsibilities for the accuracy of product specification.

**Reviewed by: Wii Chang****Report Producer: Polly Tsai**



# 1 General Description

## 1.1 Product Feature of Equipment Under Test

| Product Feature                 |   |
|---------------------------------|---|
| Equipment                       | Digital Media Receiver  |
| Model Name                      | H23K37  |
| FCC ID                          | 2ARIV-2425  |
| EUT supports Radios application | WLAN 11b/g/n HT20<br>WLAN 11a/n HT20/HT40<br>WLAN 11ac VHT20/VHT40/VHT80<br>Bluetooth BR/EDR/LE |

## 1.2 Product Specification of Equipment Under Test

| Standards-related Product Specification |   |
|---|---|
| Tx/Rx Channel Frequency Range           | 2412 MHz ~ 2472 MHz   |
| Maximum Output Power to Antenna         | 802.11b : 21.30 dBm (0.1349 W)<br>802.11g : 20.00 dBm (0.1000 W)<br>802.11n HT20 : 18.90 dBm (0.0776 W) |
| 99% Occupied Bandwidth                  | 802.11b : 14.35 MHz<br>802.11g : 17.30 MHz<br>802.11n HT20 : 18.05 MHz                                  |
| Antenna Type / Gain                     | Fixed Internal Antenna type with gain 2.30 dBi  |
| Type of Modulation                      | 802.11b : DSSS (DBPSK / DQPSK / CCK)<br>802.11g/n : OFDM (BPSK / QPSK / 16QAM / 64QAM)                  |

## 1.3 Modification of EUT

No modifications are made to the EUT during all test items.



### 1.4 Testing Location

|                           |   |         |
|---------------------------|---|---------|
| <b>Test Site</b>          | SPORTON INTERNATIONAL INC.  |         |
| <b>Test Site Location</b> | No.52, Huaya 1st Rd., Guishan Dist.,<br>Taoyuan City, Taiwan (R.O.C.)<br>TEL: +886-3-327-3456<br>FAX: +886-3-328-4978 |         |
| <b>Test Site No.</b>      | <b>Sporton Site No.</b>   |         |
|                           | TH05-HY   | CO05-HY |

**Note:** The test site complies with ANSI C63.4 2014 requirement.

|                           |   |  |
|---------------------------|---|--|
| <b>Test Site</b>          | SPORTON INTERNATIONAL INC.  |  |
| <b>Test Site Location</b> | No.58, Aly. 75, Ln. 564, Wenhua 3rd, Rd., Guishan Dist.,<br>Taoyuan City, Taiwan (R.O.C.)<br>TEL: +886-3-327-0868<br>FAX: +886-3-327-0855 |  |
| <b>Test Site No.</b>      | <b>Sporton Site No.</b>   |  |
|                           | 03CH11-HY   |  |

**Note:** The test site complies with ANSI C63.4 2014 requirement.

FCC Designation No. TW1190 and TW0007

### 1.5 Applicable Standards

According to the specifications of the manufacturer, the EUT must comply with the requirements of the following standards:

- ♦ FCC Part 15 Subpart C §15.247
- ♦ FCC KDB Publication No. 558074 D01 DTS Meas. Guidance v05r01
- ♦ FCC KDB 414788 D01 Radiated Test Site v01r01.
- ♦ ANSI C63.10-2013

**Remark:** All test items were verified and recorded according to the standards and without any deviation during the test.



## 2 Test Configuration of Equipment Under Test

- a. The EUT has been associated with peripherals and configuration operated in a manner tended to maximize its emission characteristics in a typical application. Frequency range investigated: conduction emission (150 kHz to 30 MHz), radiation emission (9 kHz to the 10th harmonic of the highest fundamental frequency or to 40 GHz, whichever is lower).
- b. AC power line Conducted Emission was tested under maximum output power.

### 2.1 Carrier Frequency and Channel

| Frequency Band  | Channel | Freq. (MHz) | Channel | Freq. (MHz) |
|-----------------|---------|-------------|---------|-------------|
| 2400-2483.5 MHz | 1       | 2412        | 8       | 2447        |
|                 | 2       | 2417        | 9       | 2452        |
|                 | 3       | 2422        | 10      | 2457        |
|                 | 4       | 2427        | 11      | 2462        |
|                 | 5       | 2432        | 12      | 2467        |
|                 | 6       | 2437        | 13      | 2472        |
|                 | 7       | 2442        |         |             |

### 2.2 Test Mode

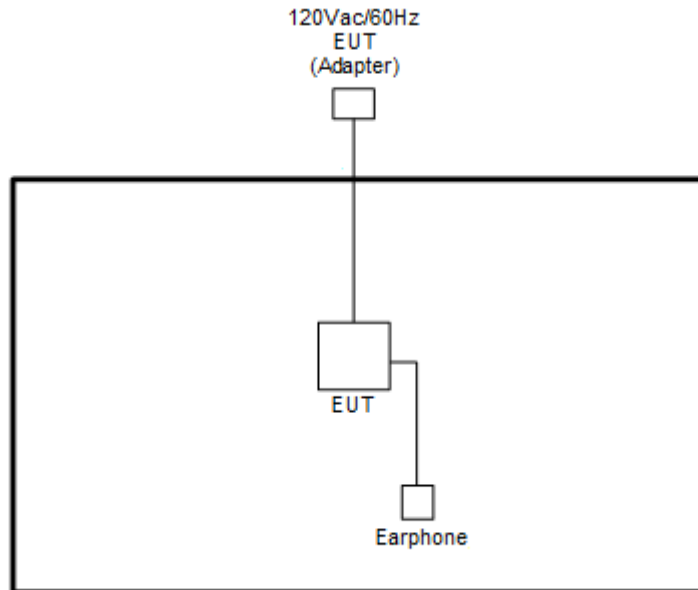
Final test modes are considering the modulation and worse data rates as below table.

| Modulation   | Data Rate |
|--------------|-----------|
| 802.11b      | 1 Mbps    |
| 802.11g      | 6 Mbps    |
| 802.11n HT20 | MCS0      |

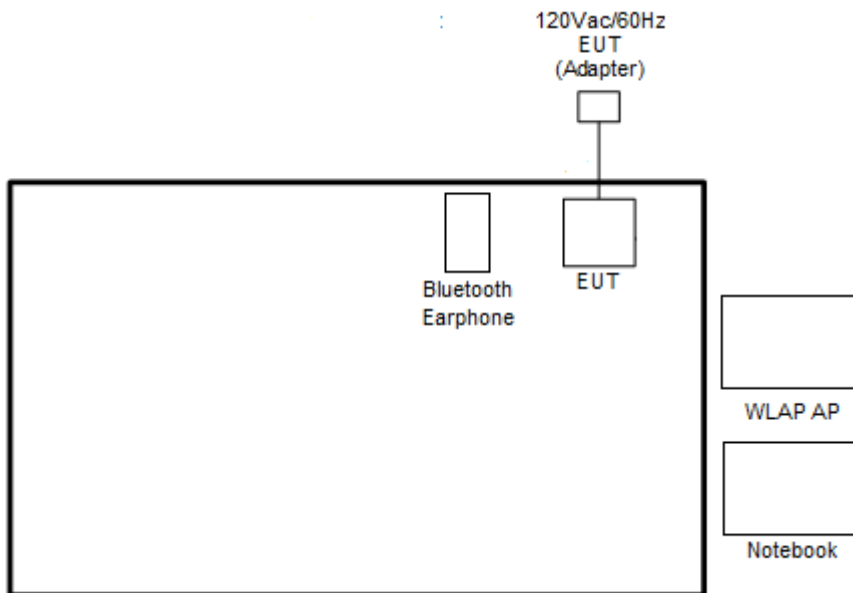
| Test Cases            |   |
|-----------------------|---|
| AC Conducted Emission | Mode 1 :Bluetooth Link + WLAN (2.4GHz) Link + MPEG4 + Adapter |

## 2.3 Connection Diagram of Test System

<WLAN Tx Mode>



<AC Conducted Emission Mode>







## 2.4 Support Unit used in test configuration and system

| Item | Equipment          | Trade Name    | Model Name | FCC ID      | Data Cable | Power Cord   |
|------|--------------------|---------------|------------|-------------|------------|--|
| 1.   | WLAN AP            | NETGEAR       | R7000      | N/A         | N/A        | Unshielded, 1.8 m  |
| 2.   | Notebook           | ASUS          | P2430U     | FCC DoC     | N/A        | AC I/P:<br>Unshielded, 1.2 m<br>DC O/P:<br>Shielded, 1.8 m |
| 3.   | Bluetooth Earphone | Sony Ericsson | MW600      | PY7DDA-2029 | N/A        | N/A  |
| 4.   | iPod Earphone      | AIBO          | IP-E1      | FCC DoC     | N/A        | N/A  |

## 2.5 EUT Operation Test Setup

The RF test items, utility “Compliance Tool” was installed in Notebook which was programmed in order to make the EUT get into the engineering modes to provide channel selection, power level, data rate and the application type and for continuous transmitting signals.

## 2.6 Measurement Results Explanation Example

For all conducted test items:

The offset level is set in the spectrum analyzer to compensate the RF cable loss and attenuator factor between EUT conducted output port and spectrum analyzer. With the offset compensation, the spectrum analyzer reading level is exactly the EUT RF output level.

Example:

The spectrum analyzer offset is derived from RF cable loss and attenuator factor.

*Offset = RF cable loss + attenuator factor.*

Following shows an offset computation example with cable loss 4.2 dB and 10dB attenuator.

$$\begin{aligned} \text{Offset(dB)} &= \text{RF cable loss(dB)} + \text{attenuator factor(dB)}. \\ &= 4.2 + 10 = 14.2 \text{ (dB)} \end{aligned}$$

### 3 Test Result

#### 3.1 6dB and 99% Bandwidth Measurement

##### 3.1.1 Limit of 6dB and 99% Bandwidth

The minimum 6 dB bandwidth shall be at least 500 kHz.

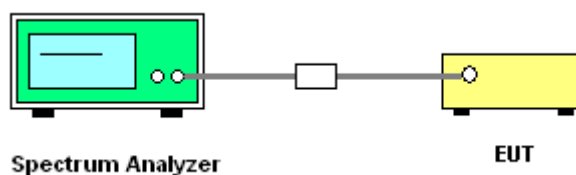
##### 3.1.2 Measuring Instruments

See list of measuring equipment of this test report.

##### 3.1.3 Test Procedures

1. The testing follows the ANSI C63.10 Section 6.9.3 (OBW) and 11.8.1 (6dB BW).
2. The RF output of EUT was connected to the spectrum analyzer by RF cable and attenuator. The path loss was compensated to the results for each measurement.
3. Set to the maximum power setting and enable the EUT transmit continuously.
4. Make the measurement with the spectrum analyzer's resolution bandwidth (RBW) = 100 kHz. Set the Video bandwidth (VBW) = 300 kHz. In order to make an accurate measurement. The 6 dB bandwidth must be greater than 500 kHz.
5. For 99% Bandwidth Measurement, the spectrum analyzer's resolution bandwidth (RBW) is set 1-5% of the emission bandwidth and set the Video bandwidth (VBW)  $\geq 3 * RBW$ .
6. Measure and record the results in the test report.

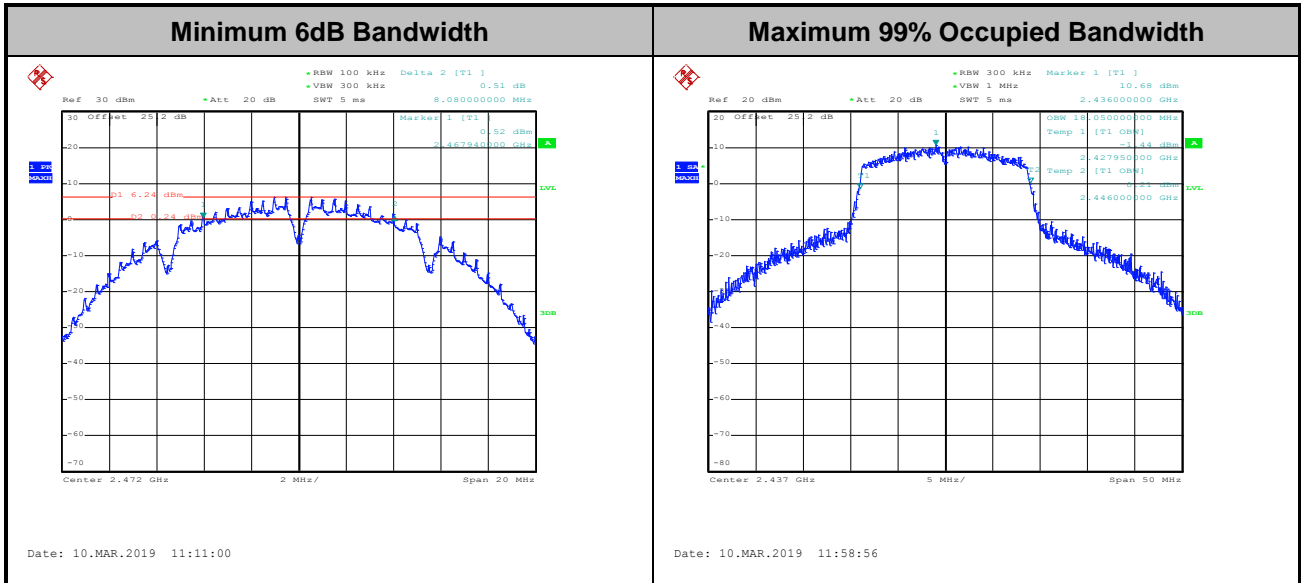
##### 3.1.4 Test Setup





### 3.1.5 Test Result of 6dB and 99% Occupied Bandwidth

Please refer to Appendix A.



Note: The occupied channel bandwidth is maintained within the band of operation for all of the modulations.

## 3.2 Output Power Measurement

### 3.2.1 Limit of Output Power

For systems using digital modulation in the 2400-2483.5MHz, the limit for peak output power is 30dBm. If transmitting antenna with directional gain greater than 6dBi is used, the peak output power from the intentional radiator shall be reduced below the above stated value by the amount in dB that the directional gain of the antenna exceeds 6 dBi. In case of point-to-point operation, the limit has to be reduced by 1dB for every 3dB that the directional gain of the antenna exceeds 6dBi.

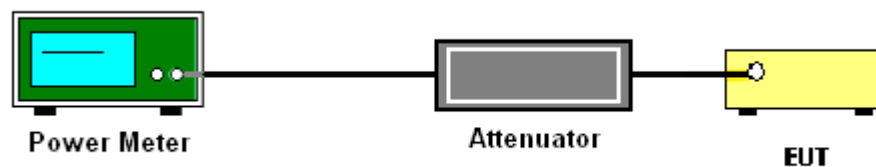
### 3.2.2 Measuring Instruments

See list of measuring equipment of this test report.

### 3.2.3 Test Procedures

1. For Average Power, the testing follows ANSI C63.10 Section 11.9.2.3.2 Method AVGPM-G.
2. The RF output of EUT was connected to the power meter by RF cable and attenuator. The path loss was compensated to the results for each measurement.
3. Set to the maximum power setting and enable the EUT transmit continuously.
4. Measure the conducted output power and record the results in the test report.

### 3.2.4 Test Setup



### 3.2.5 Test Result of Average output Power

Please refer to Appendix A.

### 3.3 Power Spectral Density Measurement

#### 3.3.1 Limit of Power Spectral Density

The peak power spectral density shall not be greater than 8dBm in any 3kHz band at any time interval of continuous transmission.

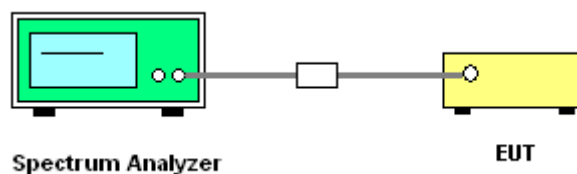
#### 3.3.2 Measuring Instruments

See list of measuring equipment of this test report.

#### 3.3.3 Test Procedures

1. The testing follows the ANSI C63.10 Section 11.10.2 Method PKPSD.
2. The RF output of EUT was connected to the spectrum analyzer by RF cable and attenuator. The path loss was compensated to the results for each measurement.
3. Set to the maximum power setting and enable the EUT transmit continuously.
4. Make the measurement with the spectrum analyzer's resolution bandwidth (RBW) = 3 kHz. Video bandwidth VBW = 10 kHz In order to make an accurate measurement, set the span to 1.5 times DTS Channel Bandwidth. (6dB BW)
5. Detector = peak, Sweep time = auto couple, Trace mode = max hold, Allow trace to fully stabilize. Use the peak marker function to determine the maximum power level.
6. Measure and record the results in the test report.

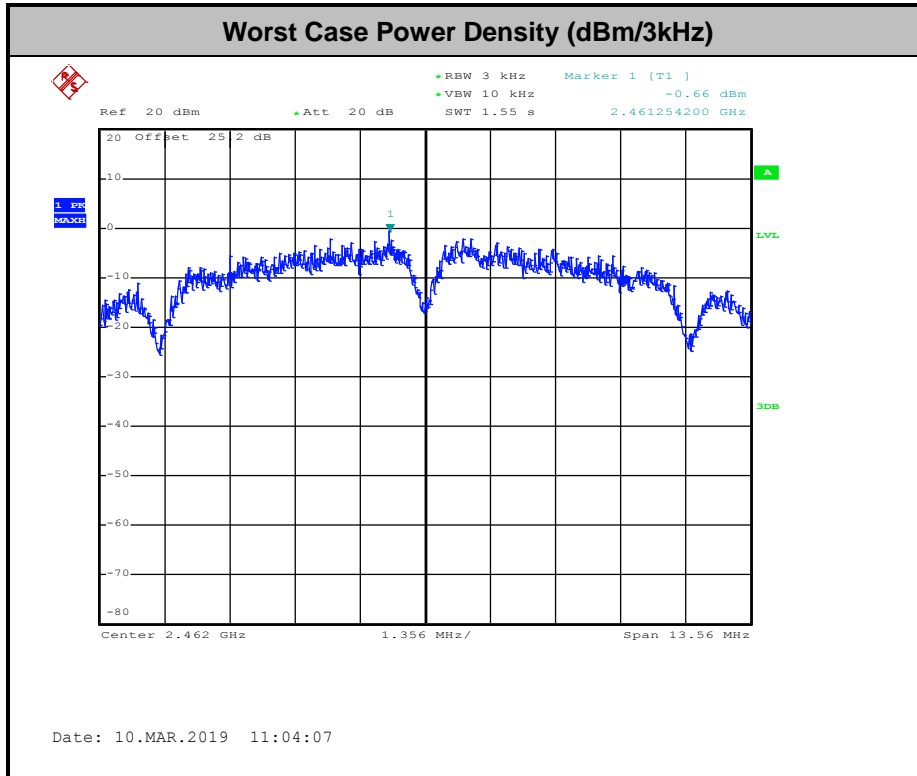
#### 3.3.4 Test Setup





### 3.3.5 Test Result of Power Spectral Density

Please refer to Appendix A.



## 3.4 Conducted Band Edges and Spurious Emission Measurement

### 3.4.1 Limit of Conducted Band Edges and Spurious Emission Measurement

In any 100 kHz bandwidth outside of the authorized frequency band, the emissions which fall in the non-restricted bands shall be attenuated at least 20 dB / 30dB relative to the maximum PSD level in 100 kHz by RF conducted measurement.

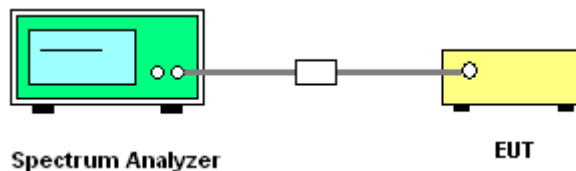
### 3.4.2 Measuring Instruments

See list of measuring equipment of this test report.

### 3.4.3 Test Procedures

1. The testing follows the ANSI C63.10 Section 11.11.3 Emission level measurement.
2. The RF output of EUT was connected to the spectrum analyzer by RF cable and attenuator. The path loss was compensated to the results for each measurement.
3. Set to the maximum power setting and enable the EUT transmit continuously.
4. Set RBW = 100 kHz, VBW=300 kHz, Peak Detector. Unwanted Emissions measured in any 100 kHz bandwidth outside of the authorized frequency band shall be attenuated by at least 20 dB relative to the maximum in-band peak PSD level in 100 kHz when maximum peak conducted output power procedure is used. If the transmitter complies with the conducted power limits based on the use of RMS averaging over a time interval, the attenuation required under this paragraph shall be 30 dB instead of 20 dB per 15.247(d).
5. Measure and record the results in the test report.
6. The RF fundamental frequency should be excluded against the limit line in the operating frequency band.

### 3.4.4 Test Setup



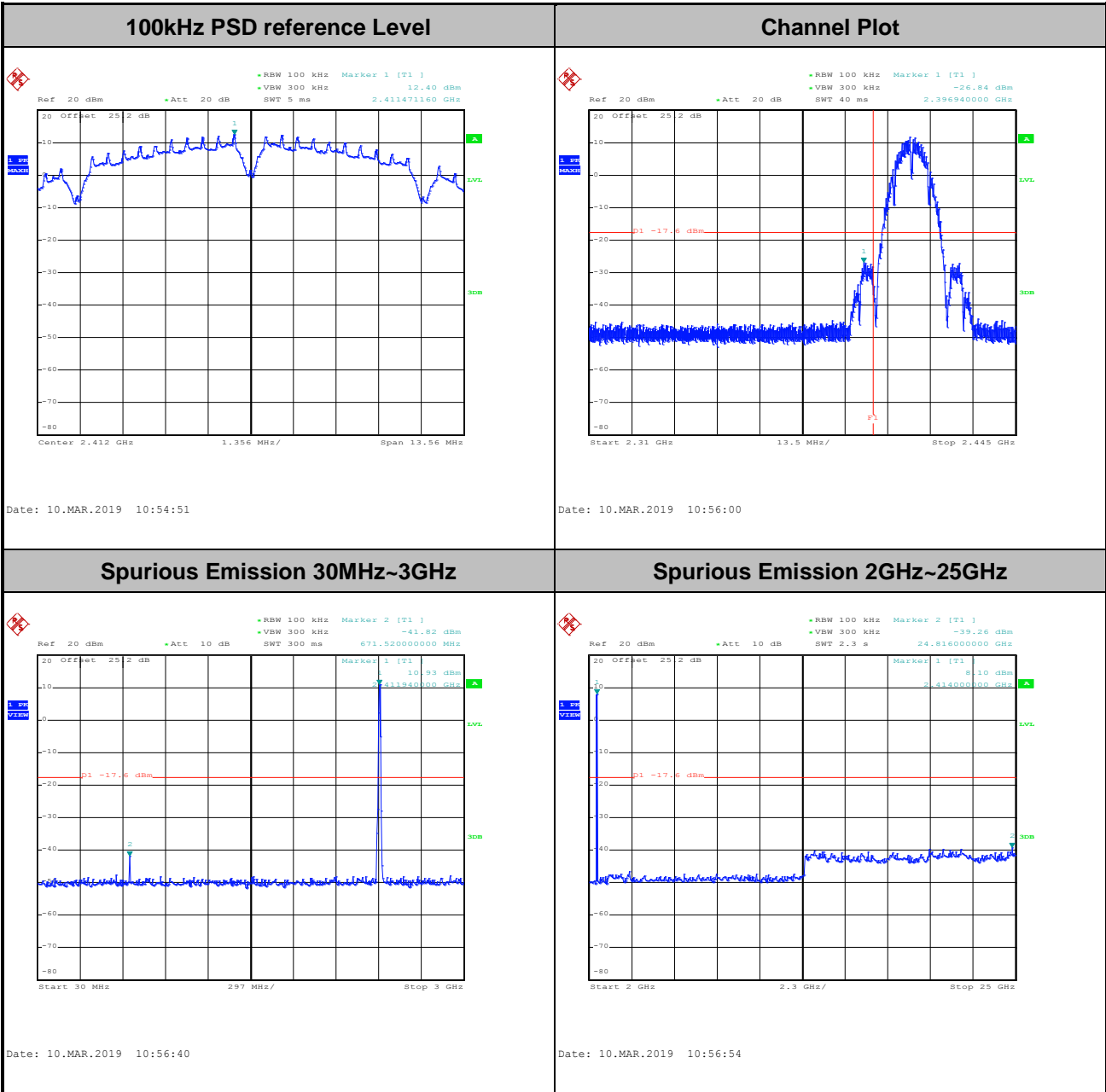


3.4.5 Test Result of Conducted Band Edges and Spurious Emission

|                             |                     |         |
|-----------------------------|---------------------|---------|
| Test Engineer : Shiming Liu | Temperature :       | 21~25°C |
|                             | Relative Humidity : | 51~54%  |

Number of TX = 1, Ant. 1 (Measured)

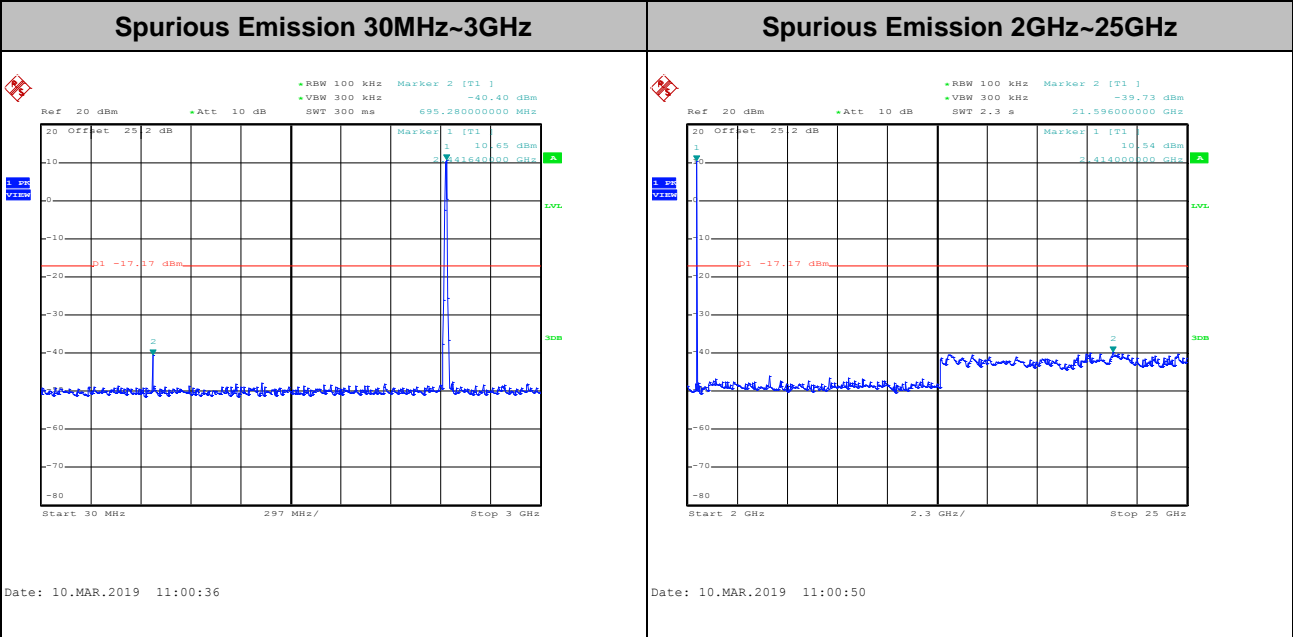
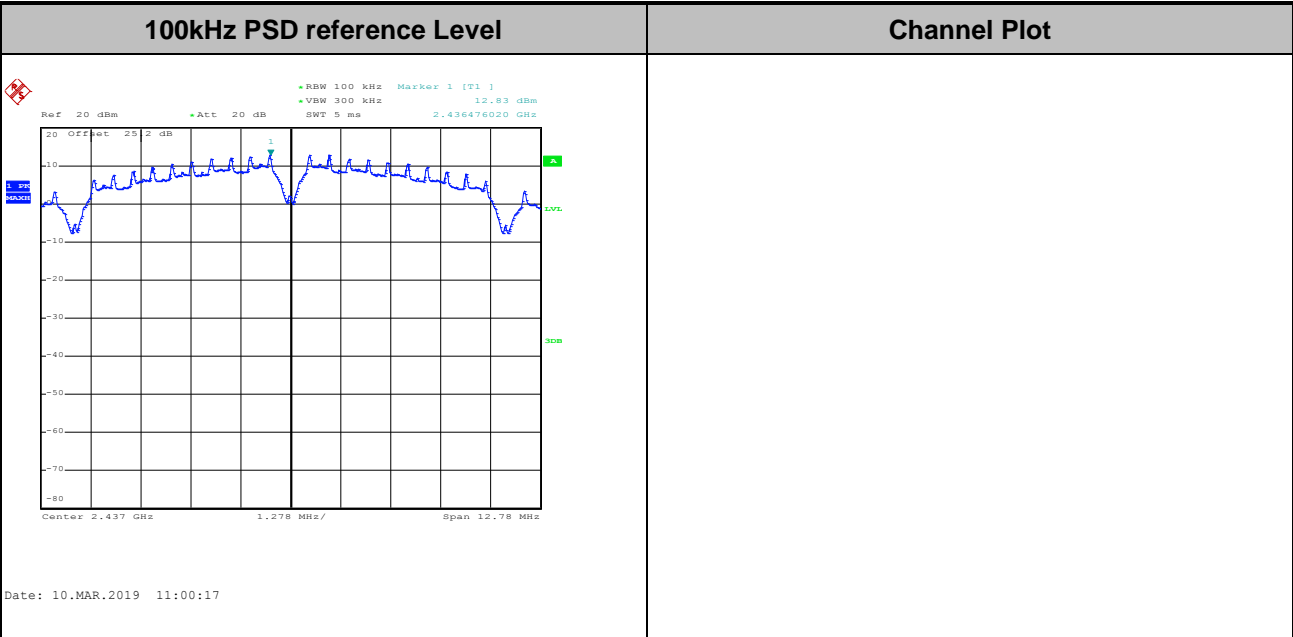
|             |         |                |    |
|-------------|---------|----------------|----|
| Test Mode : | 802.11b | Test Channel : | 01 |
|-------------|---------|----------------|----|





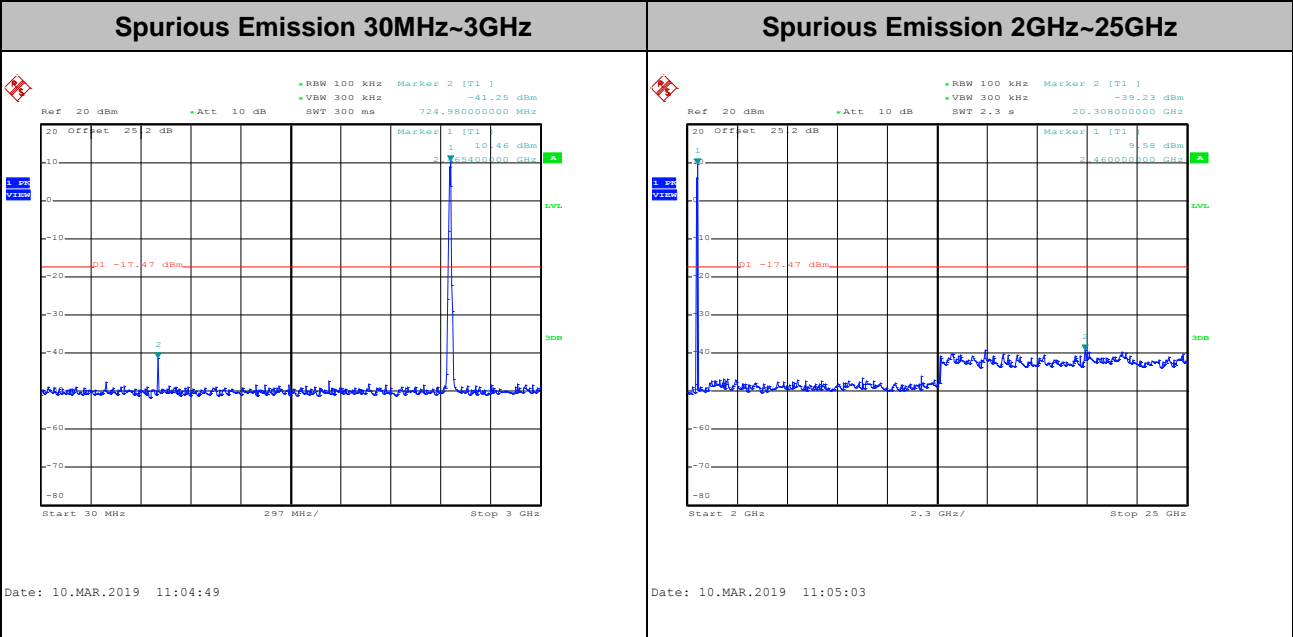
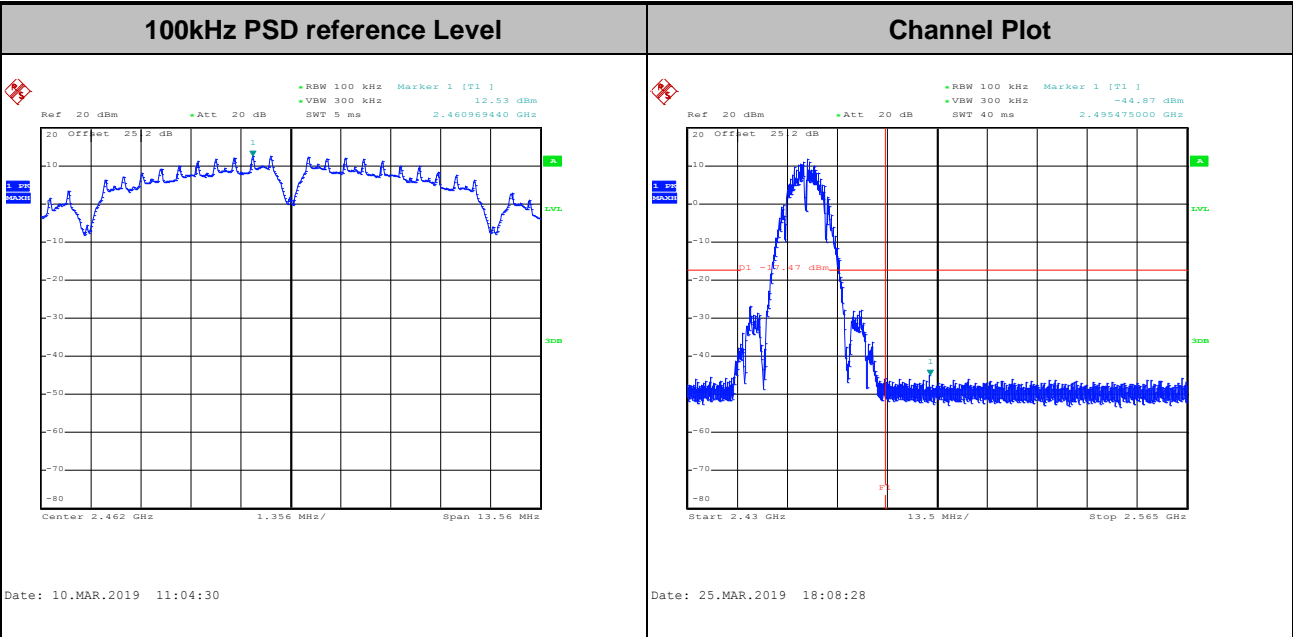


|             |         |                |    |
|-------------|---------|----------------|----|
| Test Mode : | 802.11b | Test Channel : | 06 |
|-------------|---------|----------------|----|



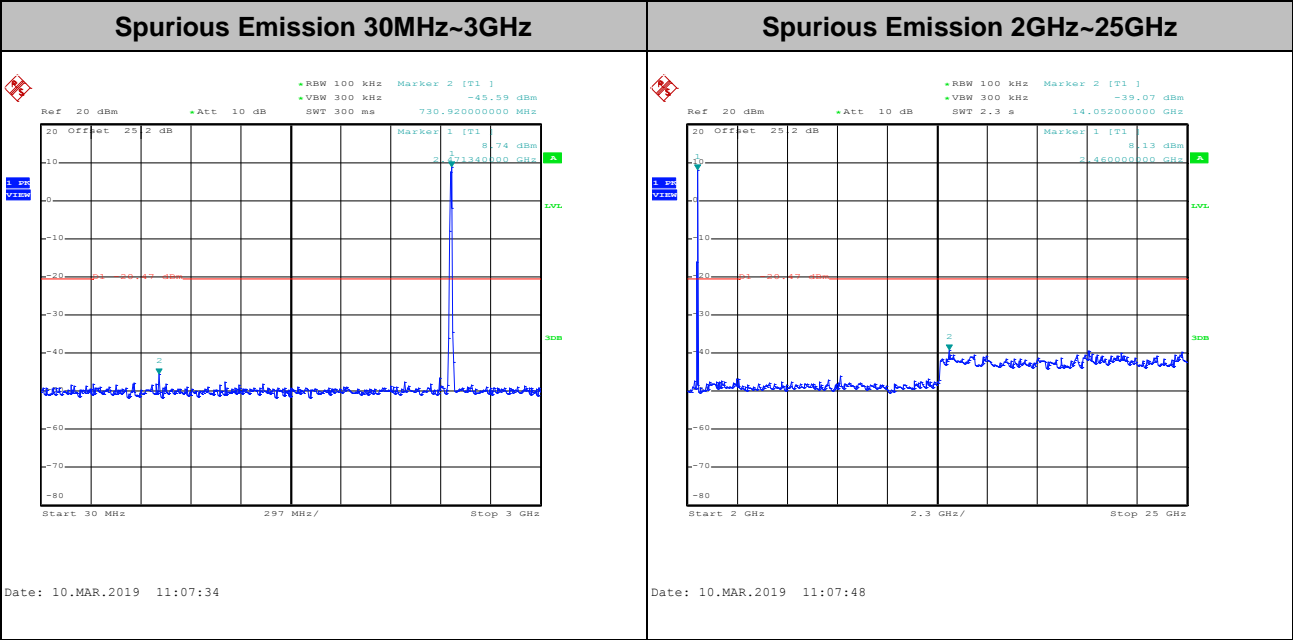
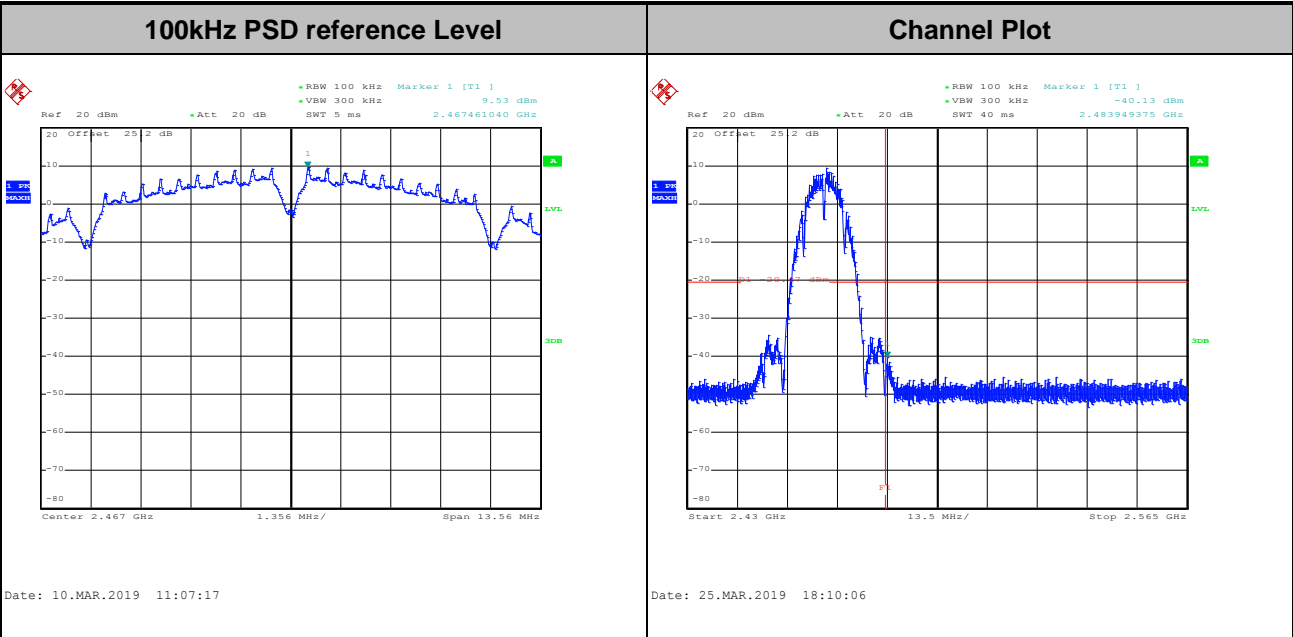


|             |         |                |    |
|-------------|---------|----------------|----|
| Test Mode : | 802.11b | Test Channel : | 11 |
|-------------|---------|----------------|----|





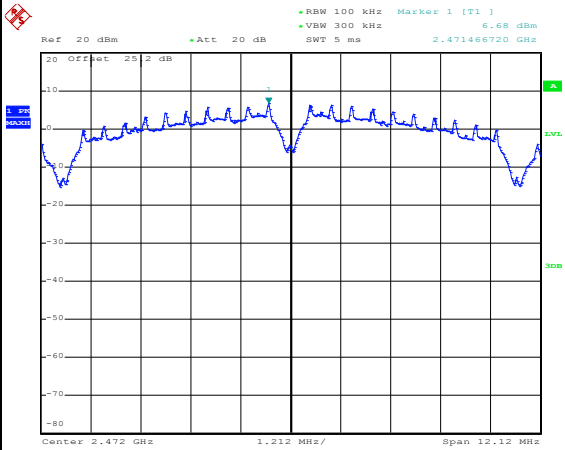
|             |         |                |    |
|-------------|---------|----------------|----|
| Test Mode : | 802.11b | Test Channel : | 12 |
|-------------|---------|----------------|----|





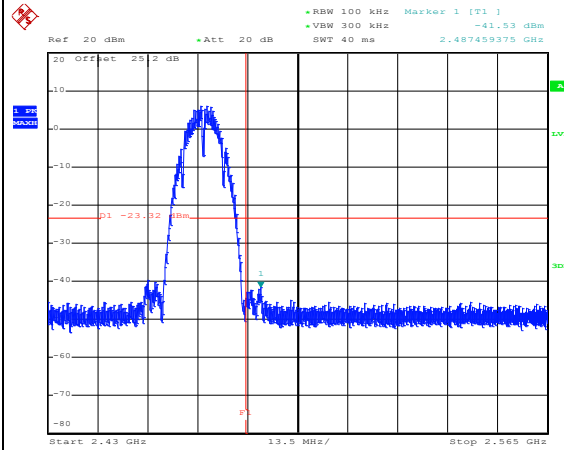
Test Mode : 802.11b Test Channel : 13

100kHz PSD reference Level



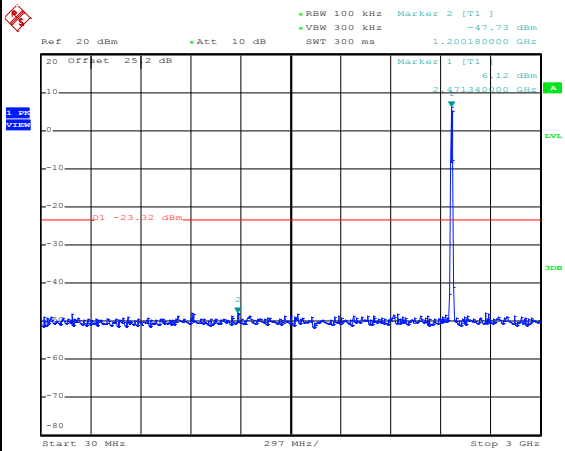
Date: 10.MAR.2019 11:12:08

Channel Plot



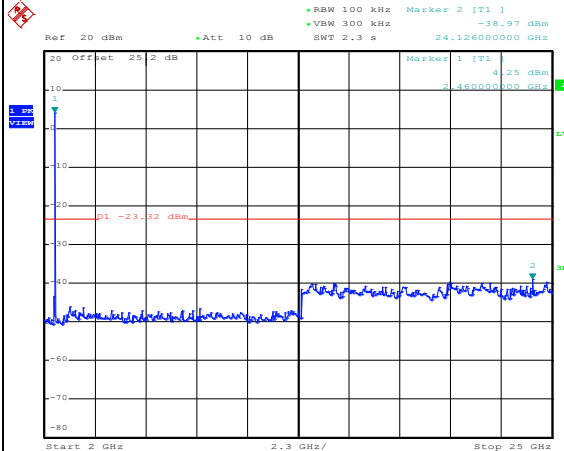
Date: 10.MAR.2019 11:12:25

Spurious Emission 30MHz~3GHz



Date: 10.MAR.2019 11:12:49

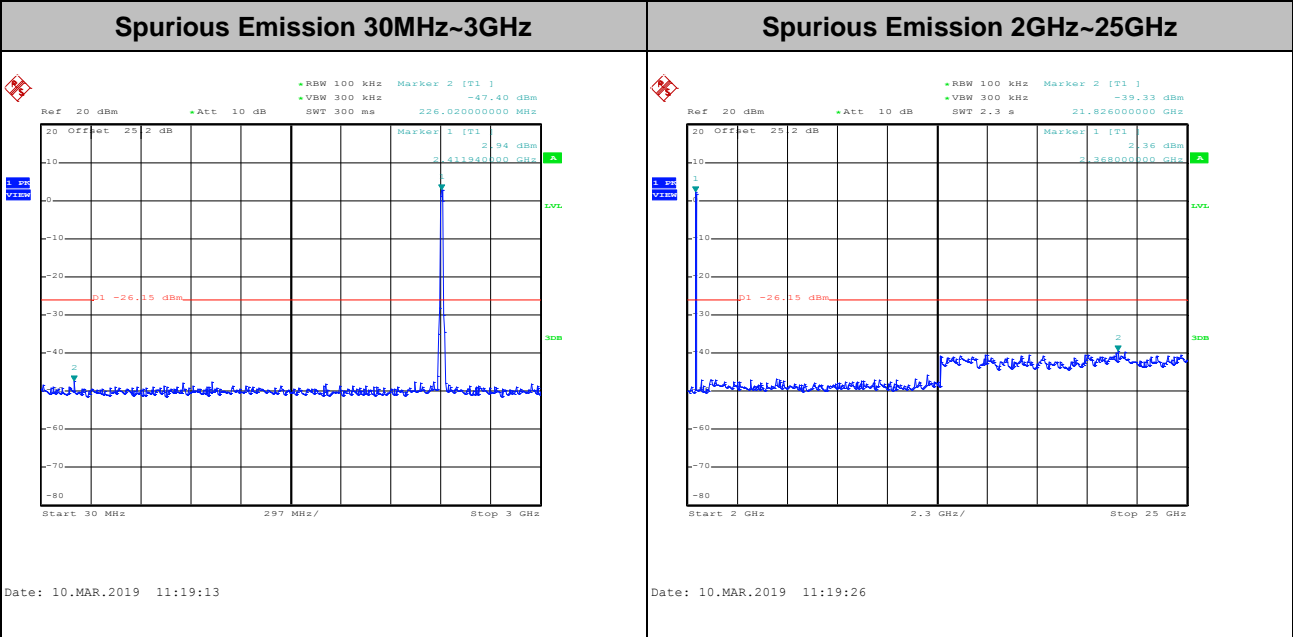
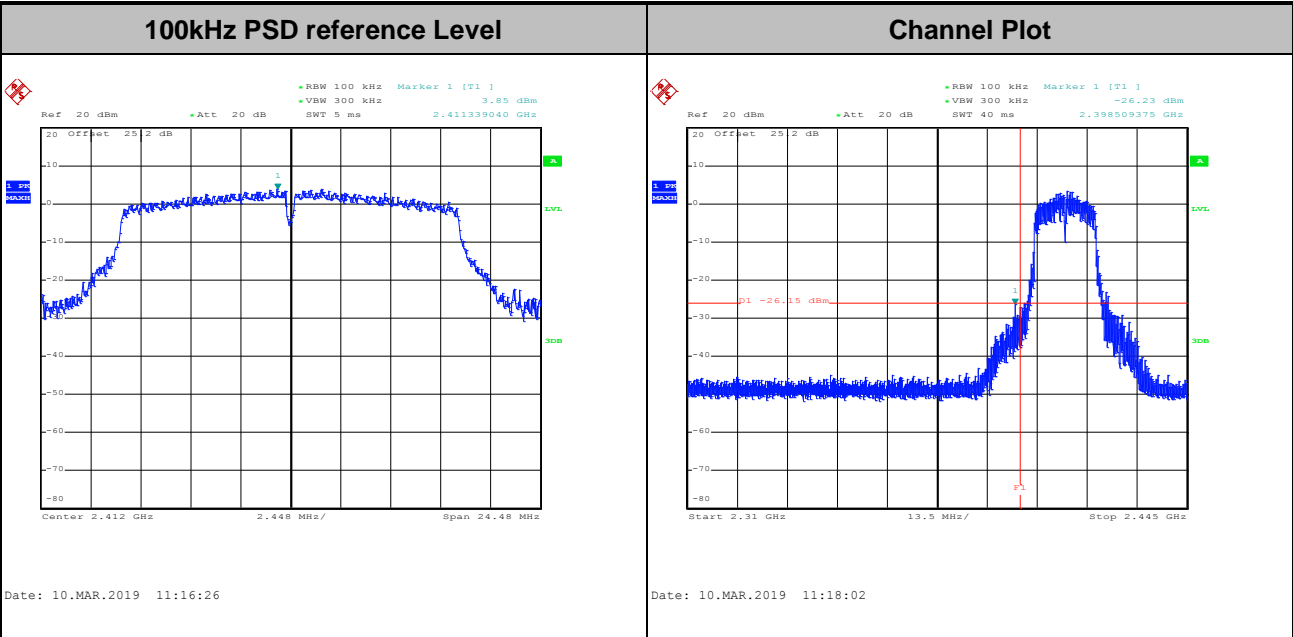
Spurious Emission 2GHz~25GHz



Date: 10.MAR.2019 11:13:03

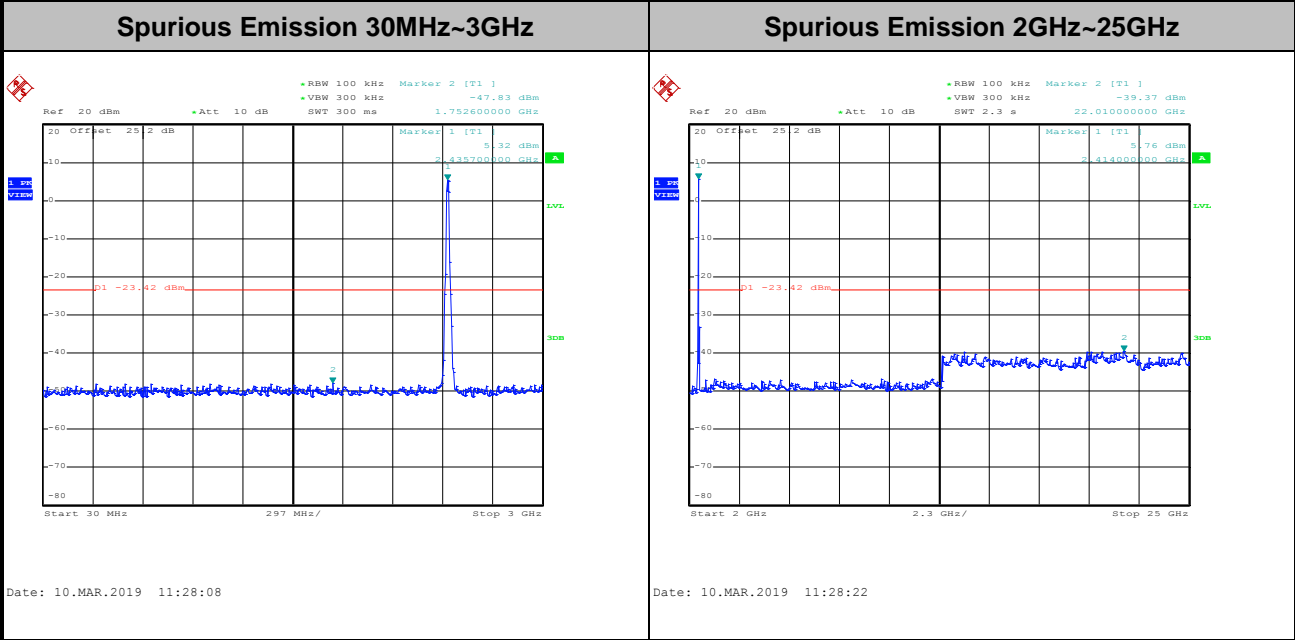
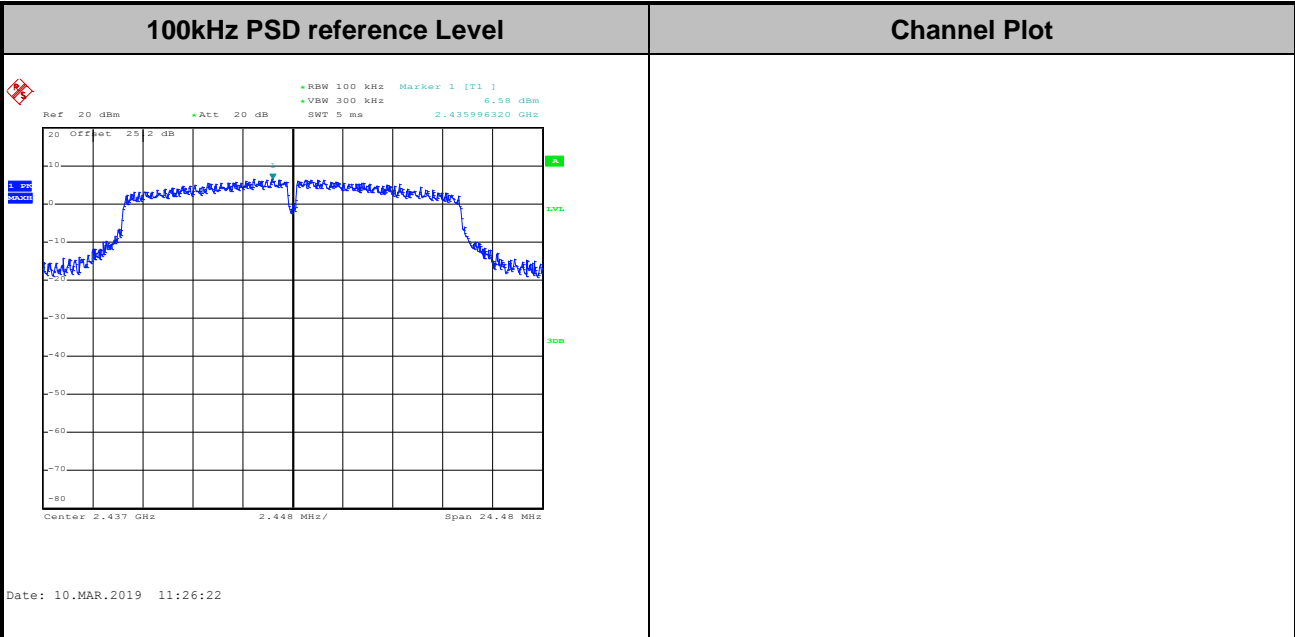


|             |         |                |    |
|-------------|---------|----------------|----|
| Test Mode : | 802.11g | Test Channel : | 01 |
|-------------|---------|----------------|----|



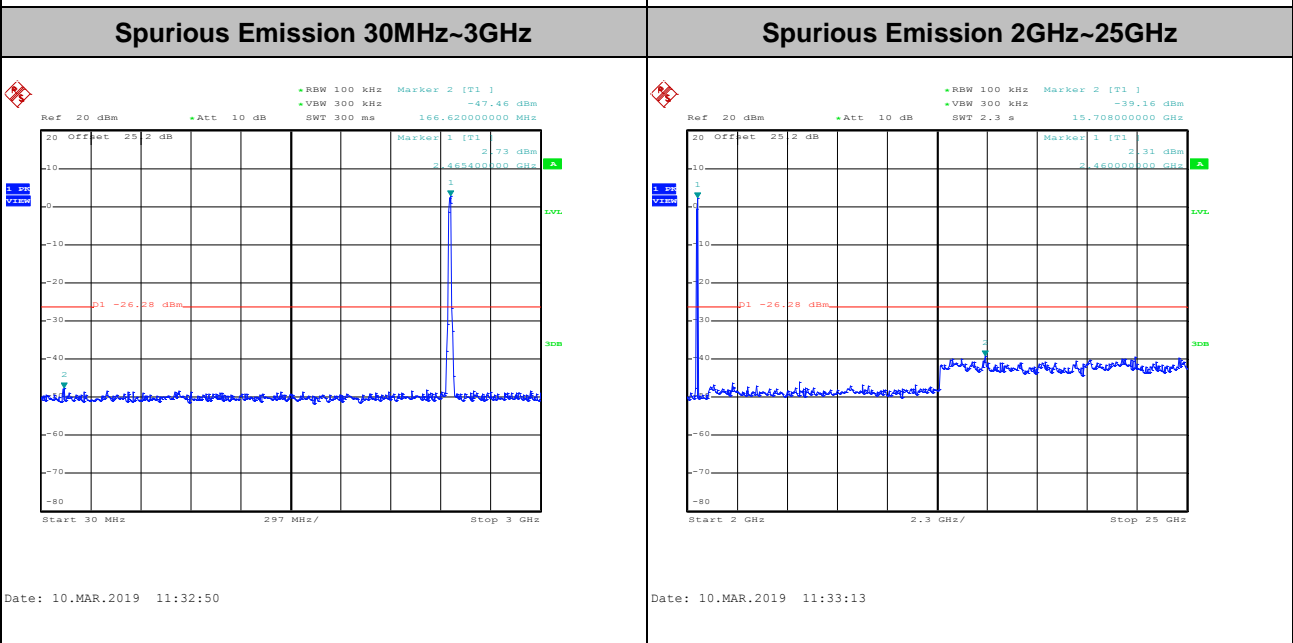
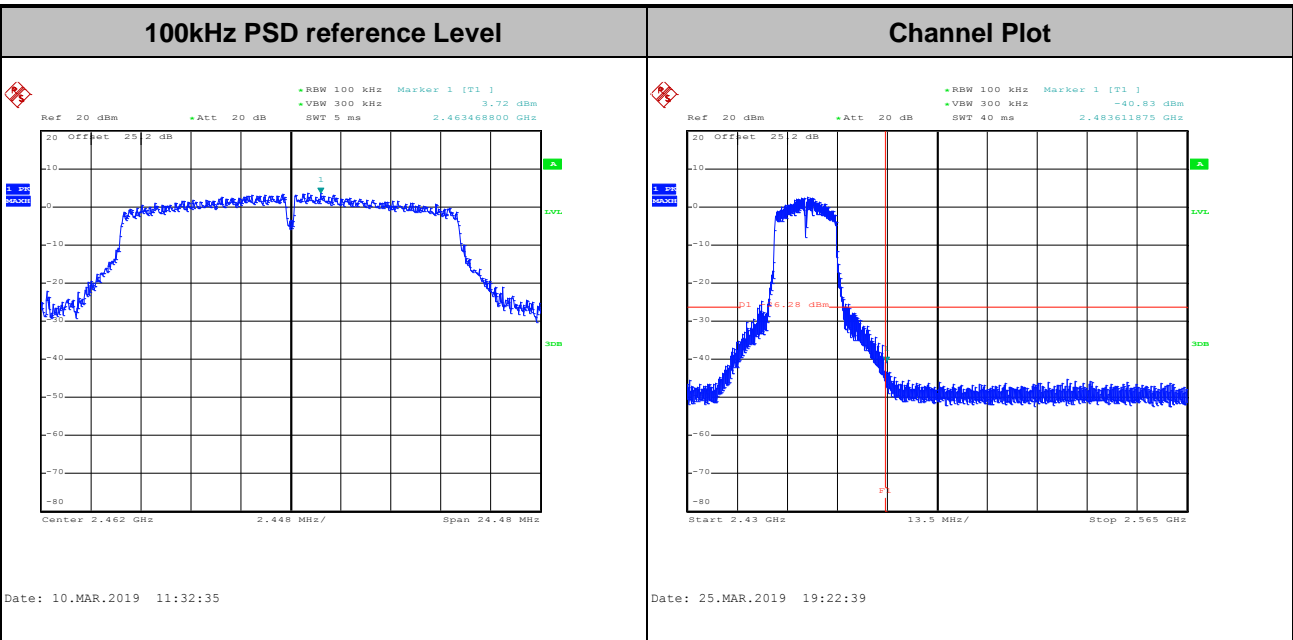


|             |         |                |    |
|-------------|---------|----------------|----|
| Test Mode : | 802.11g | Test Channel : | 06 |
|-------------|---------|----------------|----|



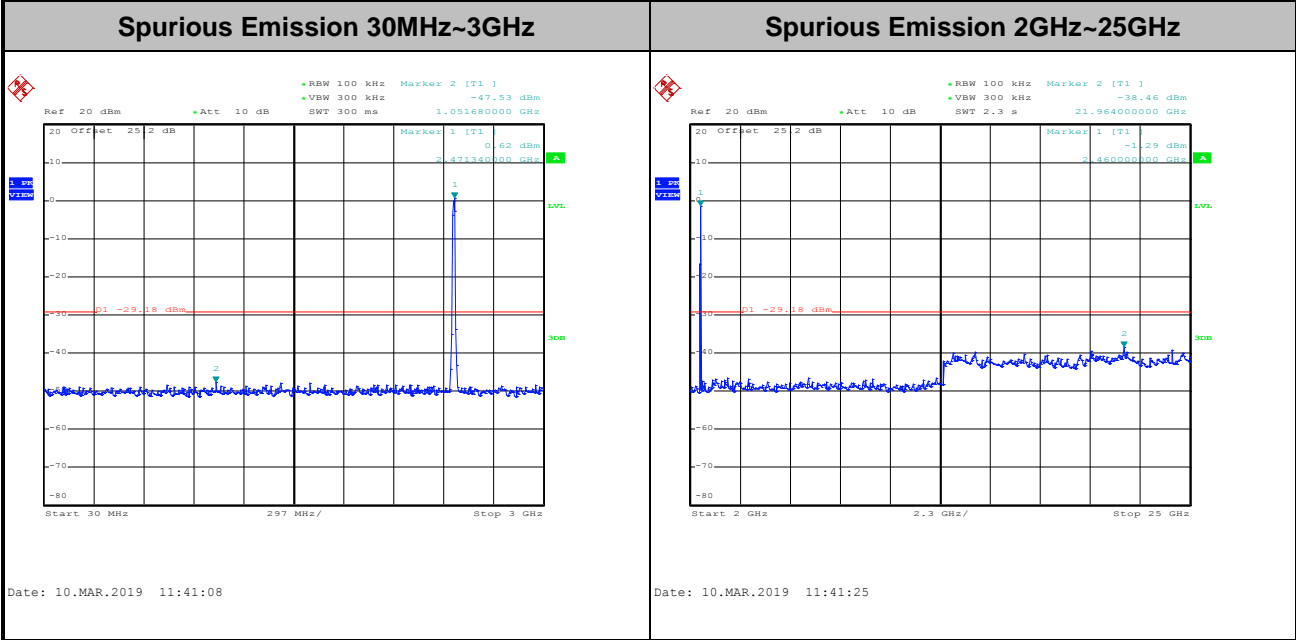
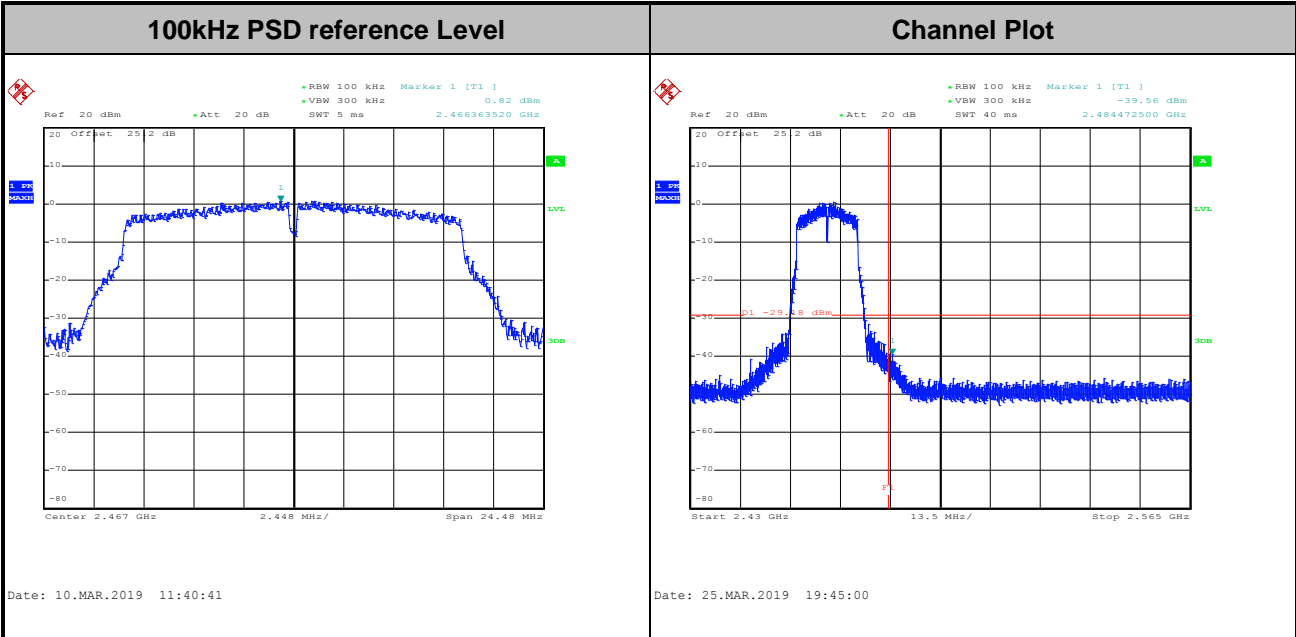


|             |         |                |    |
|-------------|---------|----------------|----|
| Test Mode : | 802.11g | Test Channel : | 11 |
|-------------|---------|----------------|----|





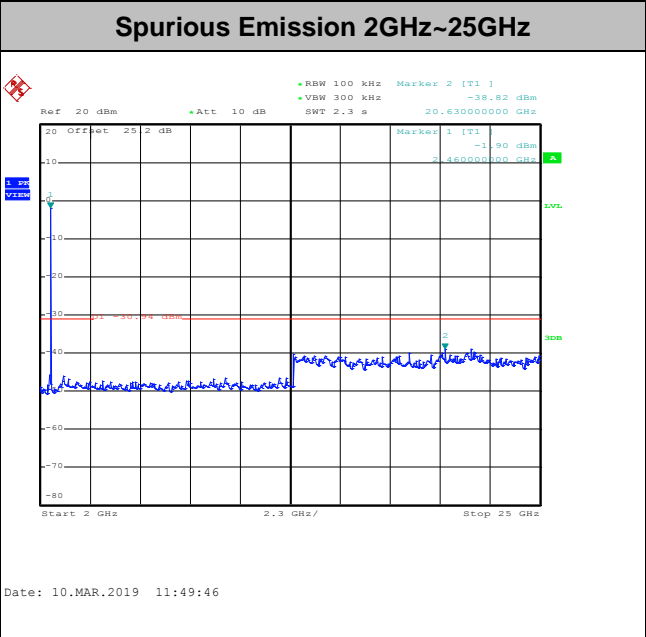
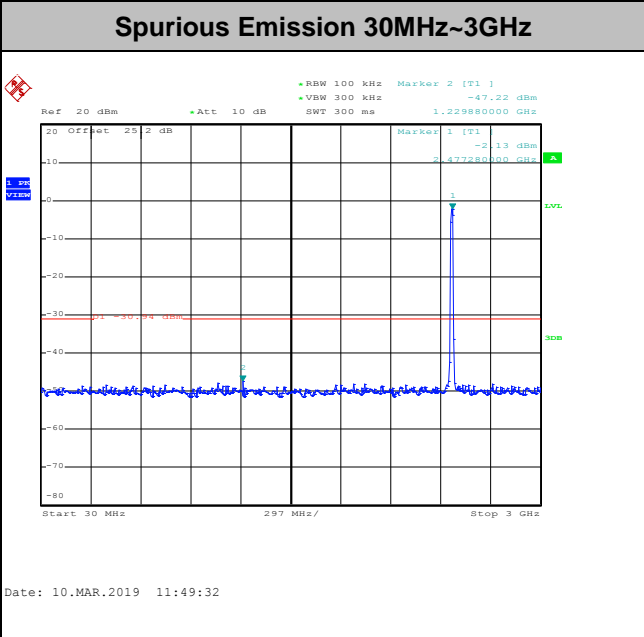
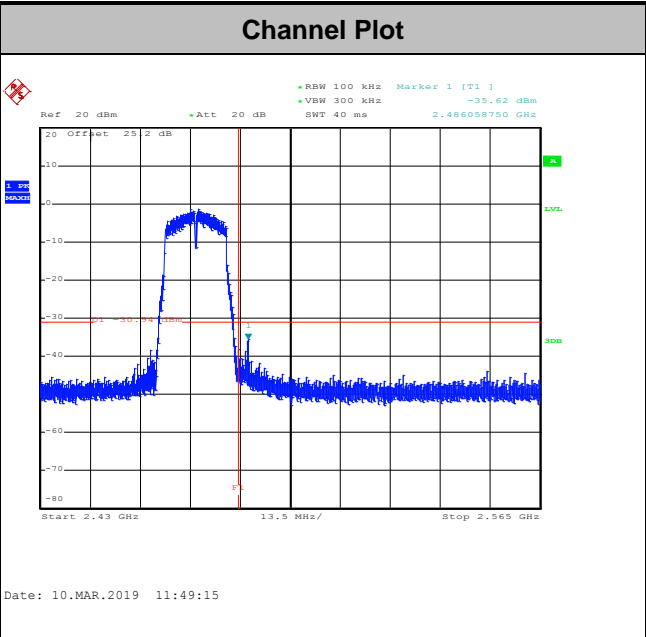
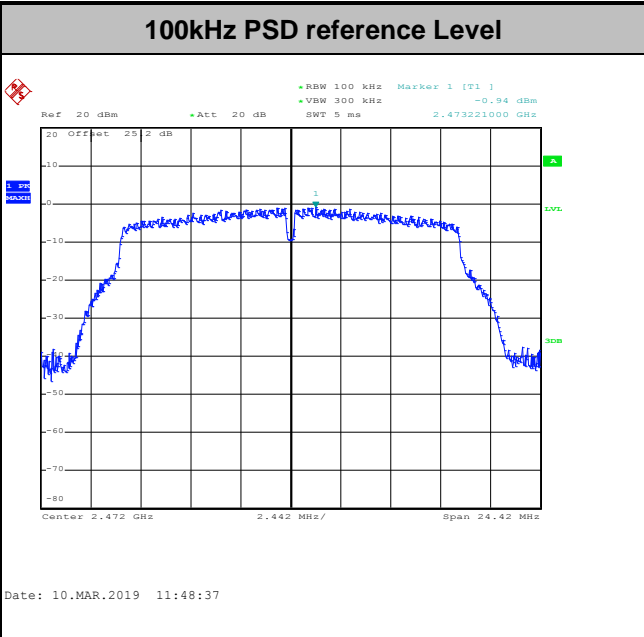
|             |         |                |    |
|-------------|---------|----------------|----|
| Test Mode : | 802.11g | Test Channel : | 12 |
|-------------|---------|----------------|----|





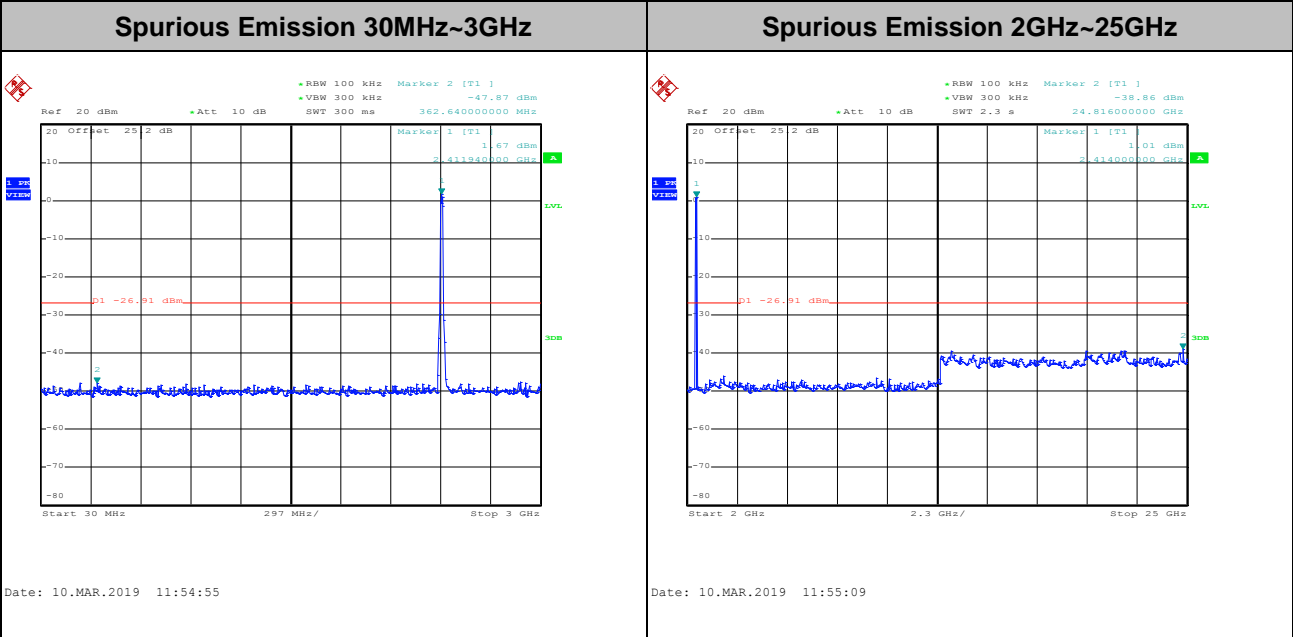
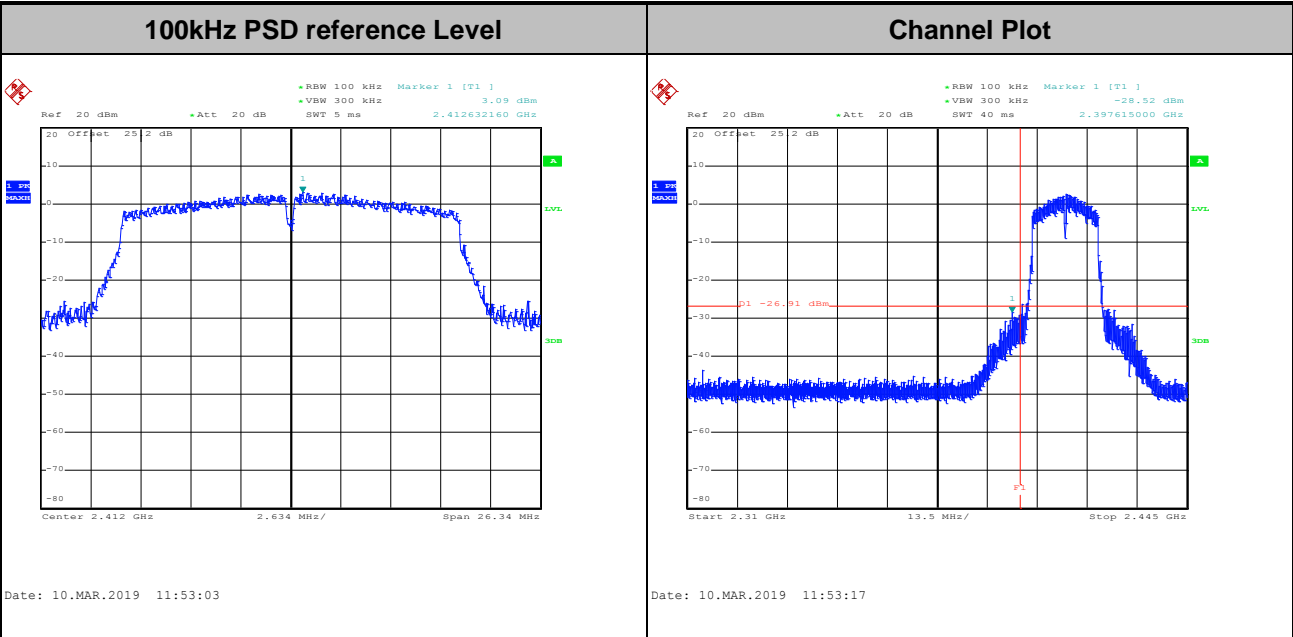


|             |         |                |    |
|-------------|---------|----------------|----|
| Test Mode : | 802.11g | Test Channel : | 13 |
|-------------|---------|----------------|----|



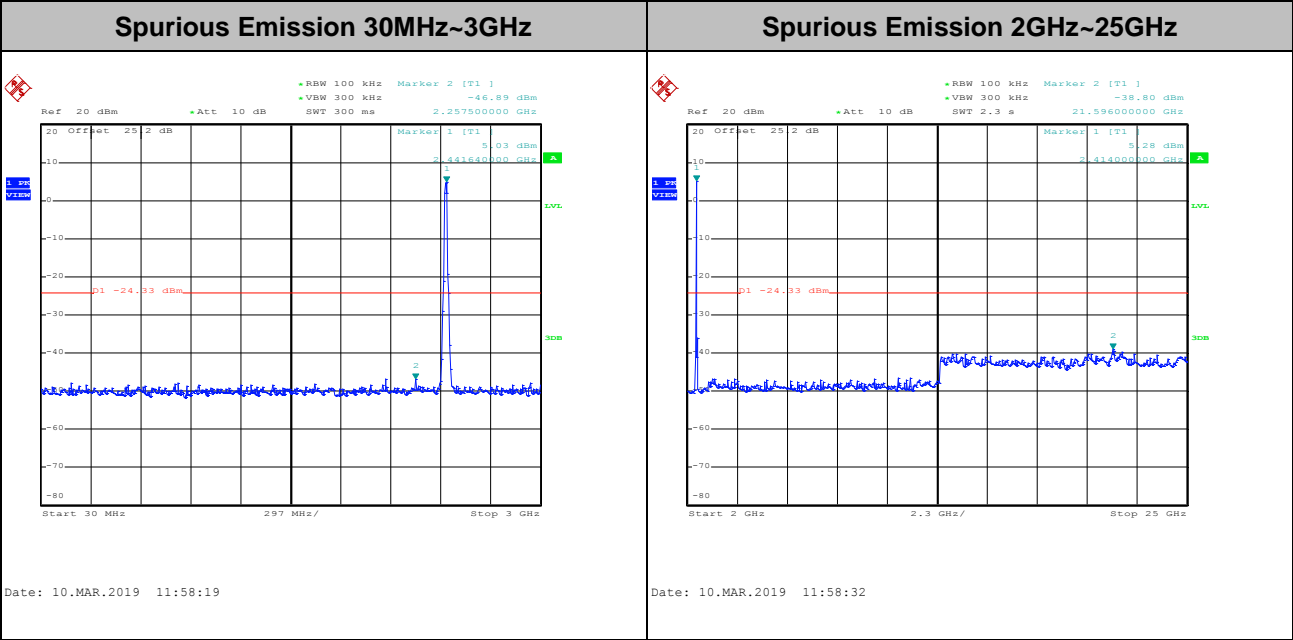
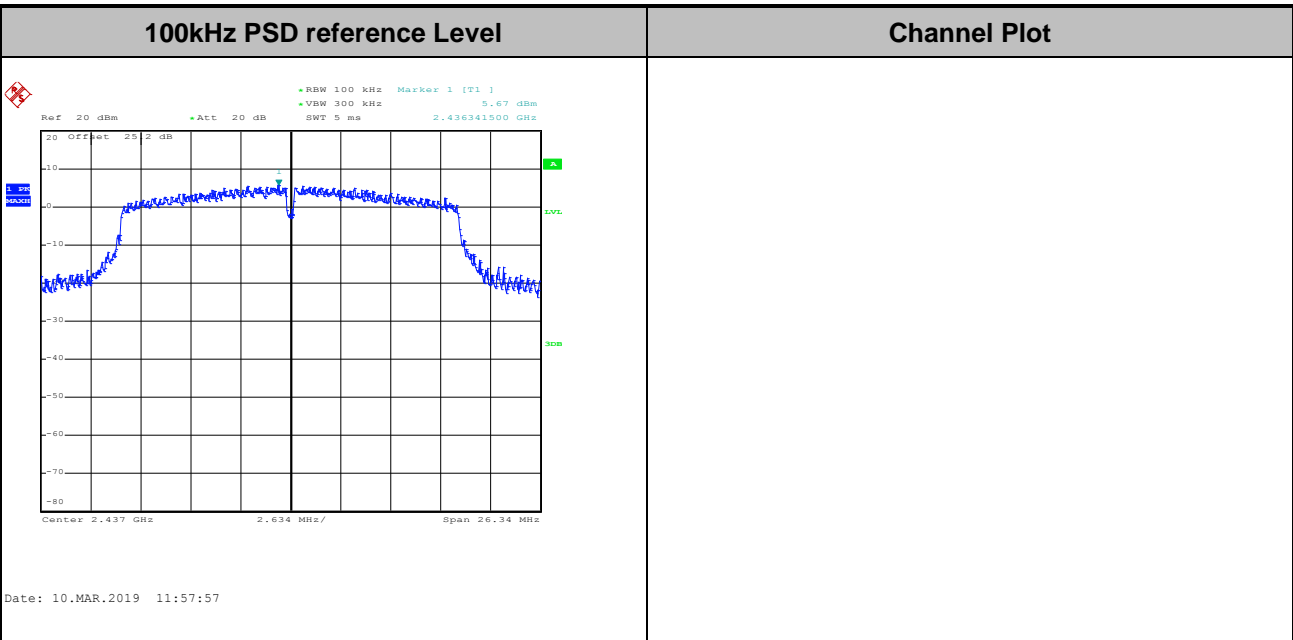


|             |              |                |    |
|-------------|--------------|----------------|----|
| Test Mode : | 802.11n HT20 | Test Channel : | 01 |
|-------------|--------------|----------------|----|



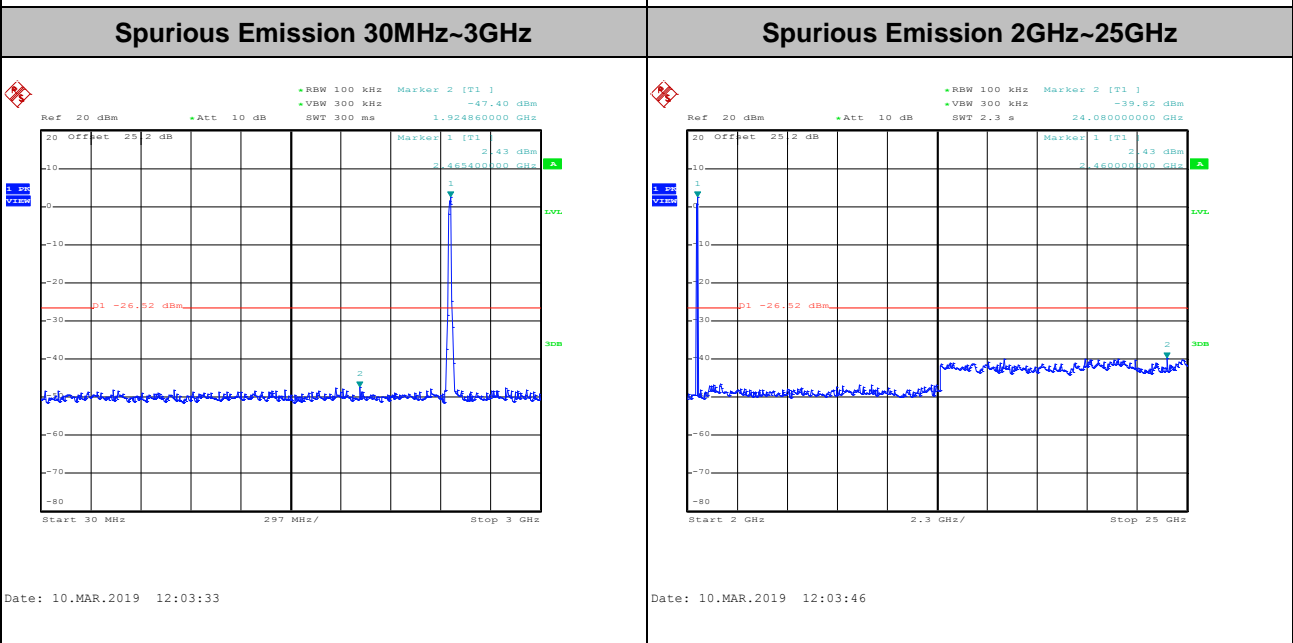
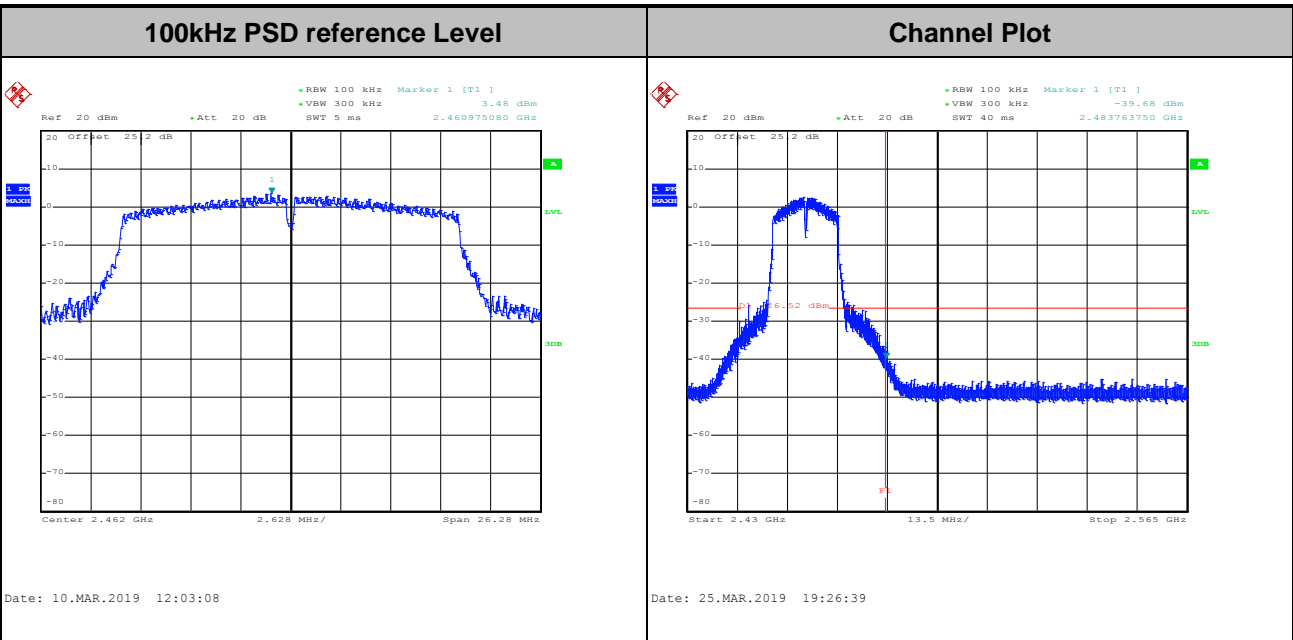


|             |              |                |    |
|-------------|--------------|----------------|----|
| Test Mode : | 802.11n HT20 | Test Channel : | 06 |
|-------------|--------------|----------------|----|



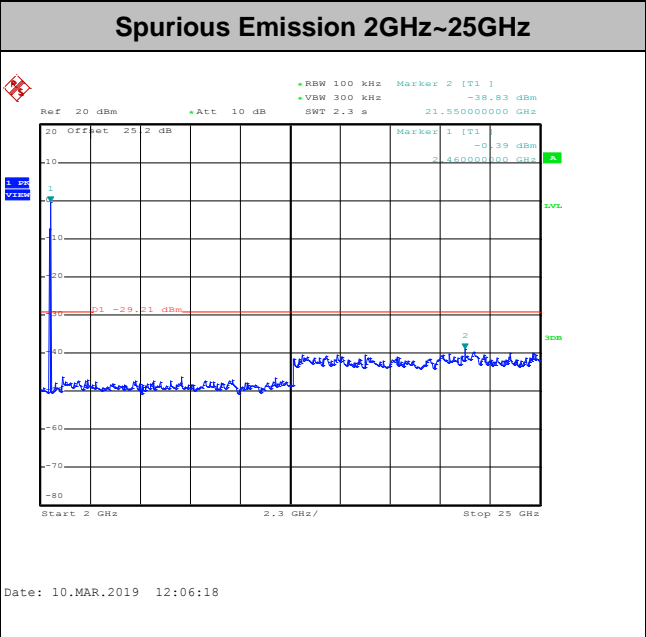
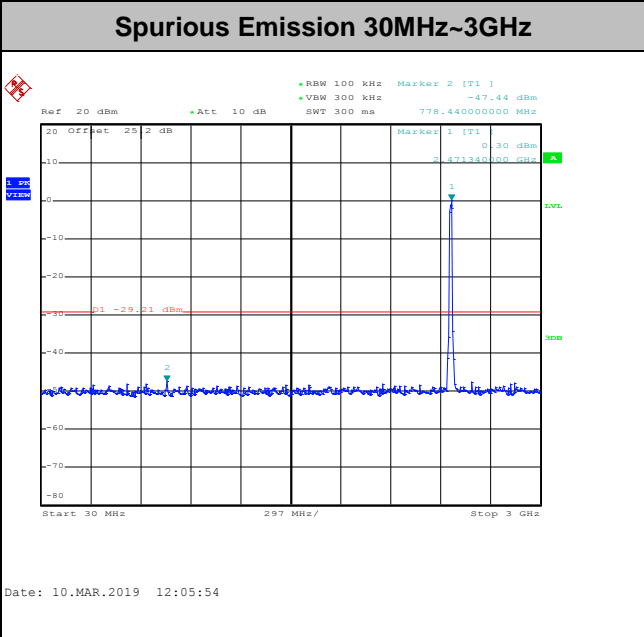
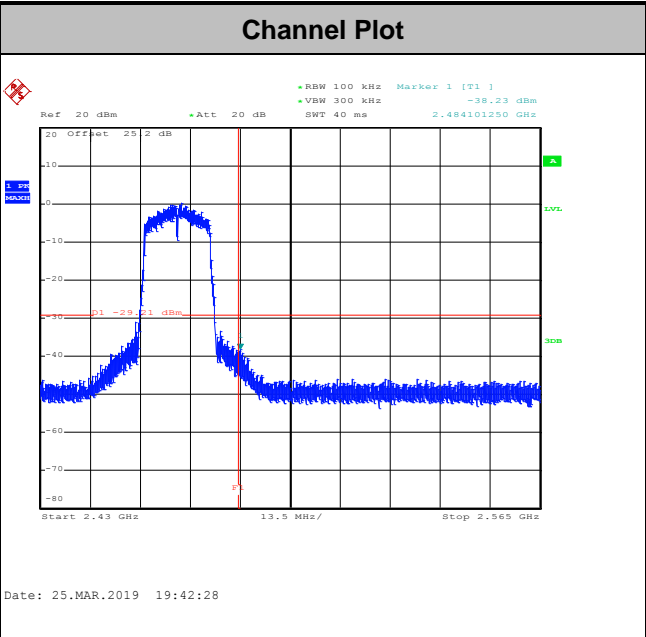
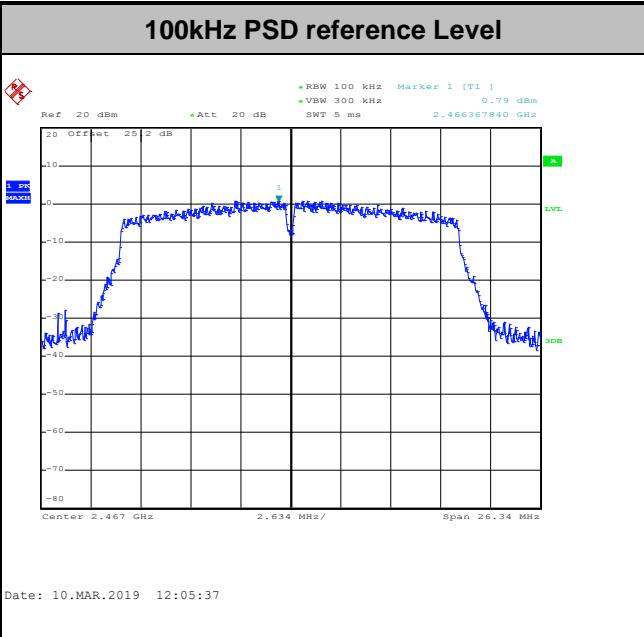


|             |              |                |    |
|-------------|--------------|----------------|----|
| Test Mode : | 802.11n HT20 | Test Channel : | 11 |
|-------------|--------------|----------------|----|



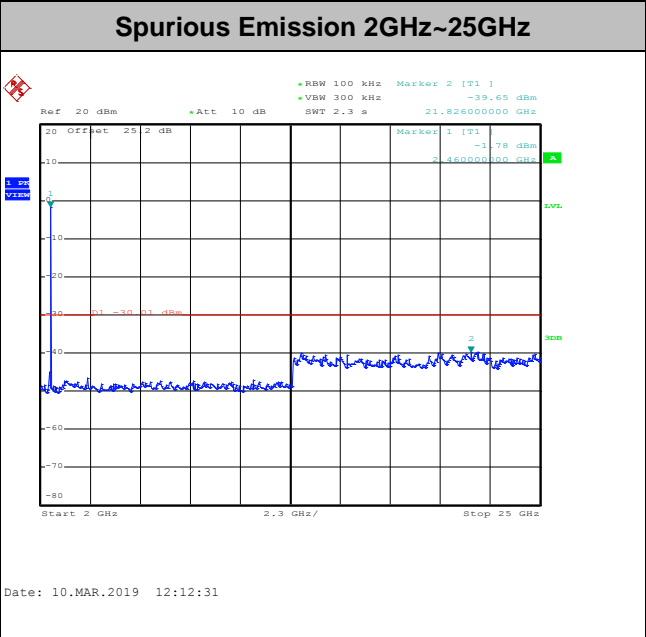
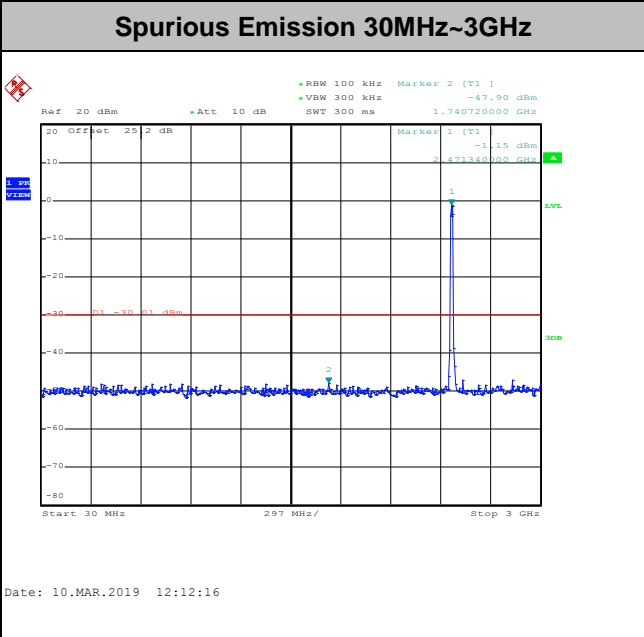
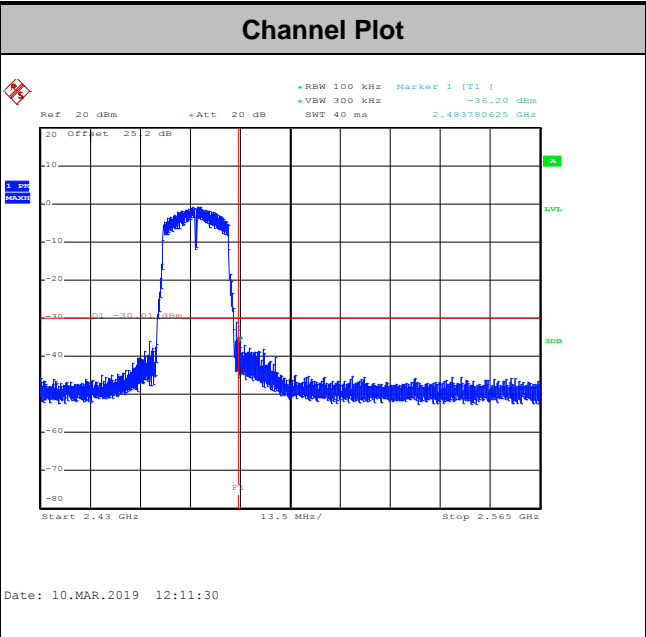
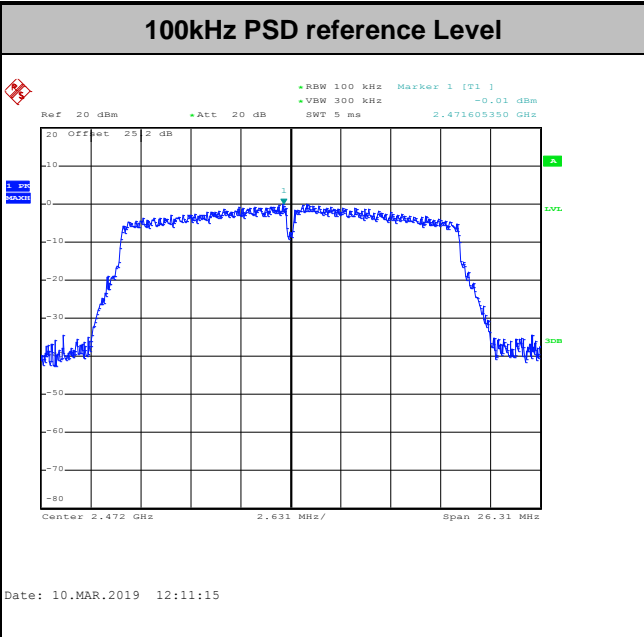


|             |              |                |    |
|-------------|--------------|----------------|----|
| Test Mode : | 802.11n HT20 | Test Channel : | 12 |
|-------------|--------------|----------------|----|





|             |              |                |    |
|-------------|--------------|----------------|----|
| Test Mode : | 802.11n HT20 | Test Channel : | 13 |
|-------------|--------------|----------------|----|





### 3.5 Radiated Band Edges and Spurious Emission Measurement

#### 3.5.1 Limit of Radiated band edge and Spurious Emission Measurement

In any 100 kHz bandwidth outside the intentional radiator frequency band, all harmonics/spurious must be at least 20 dB below the highest emission level within the authorized band. If the output power of this device was measured by spectrum analyzer, the attenuation under this paragraph shall be 30 dB instead of 20 dB. In addition, radiated emissions which fall in the restricted bands must also comply with the limits as below.

| Frequency (MHz) | Field Strength (microvolts/meter) | Measurement Distance (meters) |
|-----------------|-----------------------------------|-------------------------------|
| 0.009 – 0.490   | 2400/F(kHz)                       | 300                           |
| 0.490 – 1.705   | 24000/F(kHz)                      | 30                            |
| 1.705 – 30.0    | 30                                | 30                            |
| 30 – 88         | 100                               | 3                             |
| 88 – 216        | 150                               | 3                             |
| 216 - 960       | 200                               | 3                             |
| Above 960       | 500                               | 3                             |

#### 3.5.2 Measuring Instruments

See list of measuring equipment of this test report.



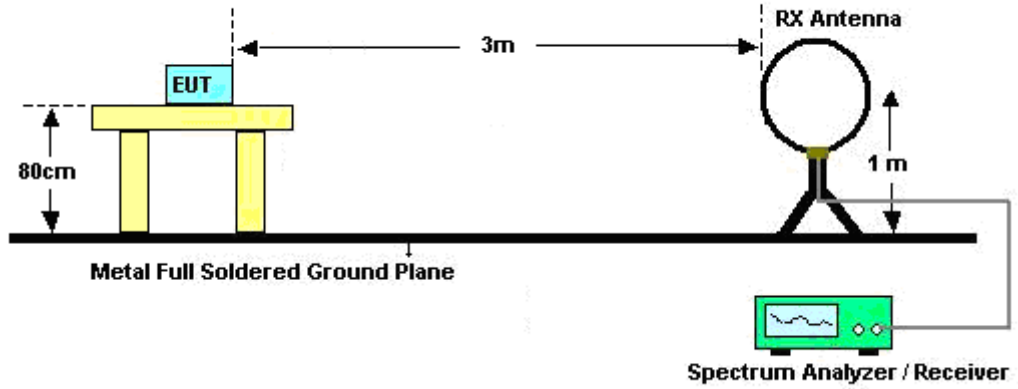
### 3.5.3 Test Procedures

1. The testing follows the ANSI C63.10 Section 11.12.1 Radiated emission measurements.
2. The EUT was arranged to its worst case and then tune the antenna tower (from 1 m to 4 m) and turntable (from 0 degree to 360 degrees) to find the maximum reading. A pre-amp and a high pass filter are used for the test in order to get better signal level.
3. The EUT was placed on a turntable with 0.8 meter for frequency below 1GHz and 1.5 meter for frequency above 1GHz respectively above ground.
4. The EUT was set 3 meters from the interference receiving antenna, which was mounted on the top of a variable height antenna tower.
5. Corrected Reading: Antenna Factor + Cable Loss + Read Level - Preamp Factor = Level
6. For testing below 1GHz, if the emission level of the EUT in peak mode was 3 dB lower than the limit specified, then peak values of EUT will be reported, otherwise, the emissions will be repeated one by one using the CISPR quasi-peak method and reported.
7. For testing above 1GHz, the emission level of the EUT in peak mode was 20dB lower than average limit (that means the emission level in average mode also complies with the limit in average mode), then peak values of EUT will be reported, otherwise, the emissions will be measured in average mode again and reported.
8. Use the following spectrum analyzer settings:
  - (1) Span shall wide enough to fully capture the emission being measured;
  - (2) Set RBW=100 kHz for  $f < 1$  GHz;  $VBW \geq RBW$ ; Sweep = auto; Detector function = peak; Trace = max hold;
  - (3) Set RBW = 1 MHz, VBW= 3MHz for  $f \geq 1$  GHz for peak measurement.  
For average measurement:
    - $VBW = 10$  Hz, when duty cycle is no less than 98 percent.
    - $VBW \geq 1/T$ , when duty cycle is less than 98 percent where T is the minimum transmission duration over which the transmitter is on and is transmitting at its maximum power control level for the tested mode of operation.

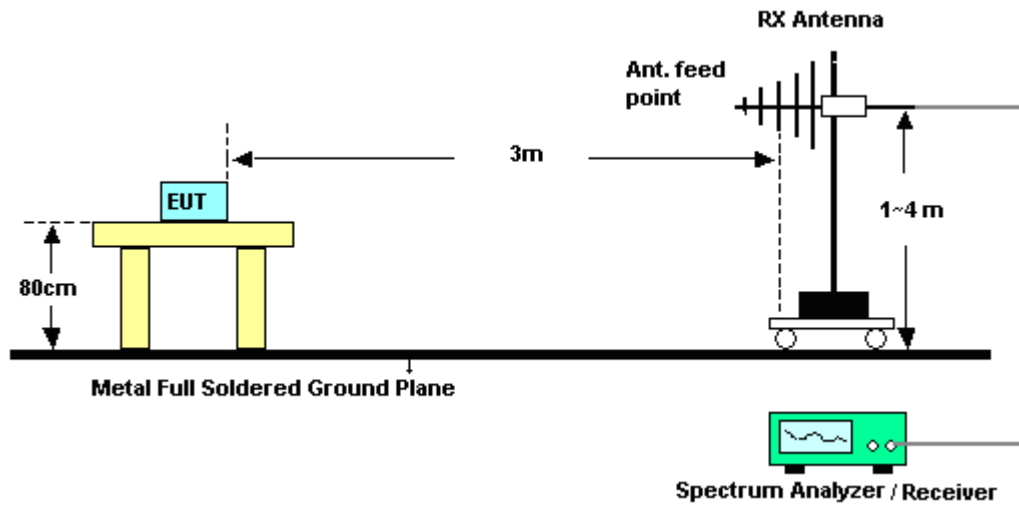


### 3.5.4 Test Setup

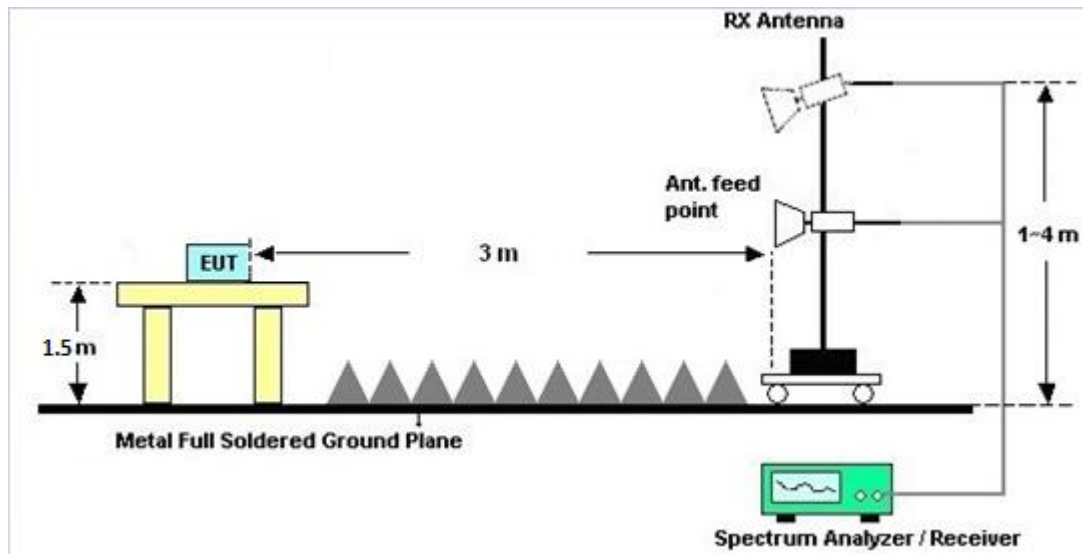
For radiated emissions below 30MHz



For radiated emissions from 30MHz to 1GHz



For radiated emissions above 1GHz



### 3.5.5 Test Results of Radiated Spurious Emissions (9kHz ~ 30MHz)

The low frequency, which started from 9 kHz to 30MHz, was pre-scanned and the result which was 20dB lower than the limit line was not reported.

There is a comparison data of both open-field test site and alternative test site - semi-Anechoic chamber according to 414788 D01 Radiated Test Site v01r01, and the result came out very similar.

### 3.5.6 Test Result of Radiated Spurious at Band Edges

Please refer to Appendix C and D.

### 3.5.7 Duty Cycle

Please refer to Appendix E.

### 3.5.8 Test Result of Radiated Spurious Emission (30MHz ~ 10<sup>th</sup> Harmonic)

Please refer to Appendix C and D.

### 3.6 AC Conducted Emission Measurement

#### 3.6.1 Limit of AC Conducted Emission

For equipment that is designed to be connected to the public utility (AC) power line, the radio frequency voltage that is conducted back onto the AC power line on any frequency or frequencies within the band 150 kHz to 30 MHz shall not exceed the limits in the following table.

| Frequency of Emission<br>(MHz) | Conducted Limit (dB $\mu$ V) |           |
|--------------------------------|------------------------------|-----------|
|                                | Quasi-Peak                   | Average   |
| 0.15-0.5                       | 66 to 56*                    | 56 to 46* |
| 0.5-5                          | 56                           | 46        |
| 5-30                           | 60                           | 50        |

\*Decreases with the logarithm of the frequency.

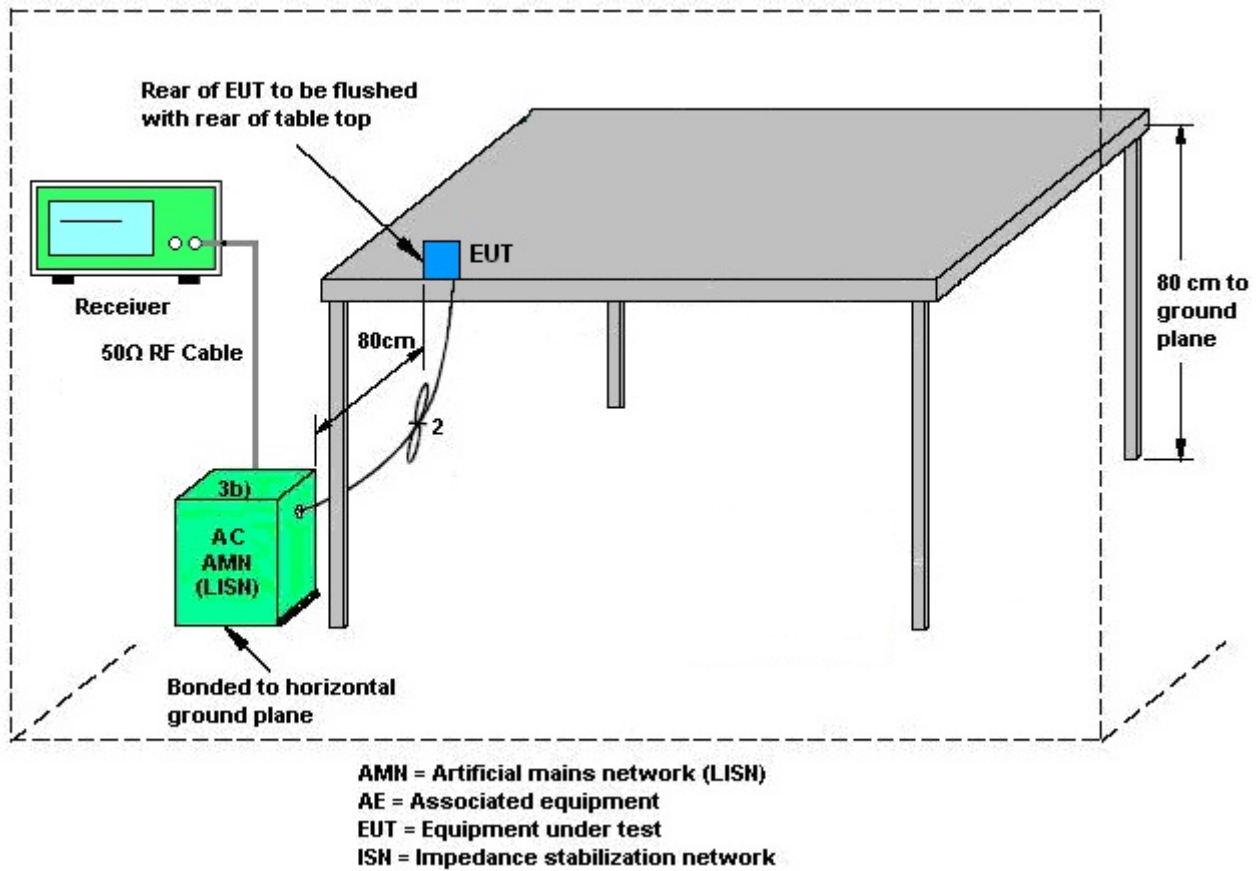
#### 3.6.2 Measuring Instruments

See list of measuring equipment of this test report.

#### 3.6.3 Test Procedures

1. The EUT was placed 0.4 meter from the conducting wall of the shielding room, and it was kept at least 80 centimeters from any other grounded conducting surface.
2. Connect EUT to the power mains through a line impedance stabilization network (LISN).
3. All the support units are connecting to the other LISN.
4. The LISN provides 50 ohm coupling impedance for the measuring instrument.
5. The FCC states that a 50 ohm, 50 microhenry LISN should be used.
6. Both sides of AC line were checked for maximum conducted interference.
7. The frequency range from 150 kHz to 30 MHz was searched.
8. Set the test-receiver system to Peak Detect Function and specified bandwidth (IF bandwidth = 9kHz) with Maximum Hold Mode.

### 3.6.4 Test Setup



### 3.6.5 Test Result of AC Conducted Emission

Please refer to Appendix B.



## **3.7 Antenna Requirements**

### **3.7.1 Standard Applicable**

If directional gain of transmitting Antennas is greater than 6dBi, the power shall be reduced by the same level in dB comparing to gain minus 6dBi. The use of a permanently attached Antenna or of an Antenna that uses a unique coupling to the intentional radiator shall be considered sufficient to comply with the rule.

### **3.7.2 Antenna Anti-Replacement Construction**

An embedded-in antenna design is used.

### **3.7.3 Antenna Gain**

The antenna peak gain of EUT is less than 6 dBi. Therefore, it is not necessary to reduce maximum peak output power limit.



## 4 List of Measuring Equipment

| Instrument            | Manufacturer      | Model No.            | Serial No.           | Characteristics                     | Calibration Date | Test Date                       | Due Date      | Remark                   |
|-----------------------|-------------------|----------------------|----------------------|-------------------------------------|------------------|---------------------------------|---------------|--------------------------|
| Power Sensor          | DARE              | RadiPower            | 15I00041S<br>NO09    | 10MHz~6GHz                          | May 07, 2018     | Feb. 26, 2019~<br>Mar. 25, 2019 | May 06, 2019  | Conducted<br>(TH05-HY)   |
| Spectrum Analyzer     | Rohde & Schwarz   | FSP40                | 100057               | 9kHz~40GHz                          | Nov. 21, 2018    | Feb. 26, 2019~<br>Mar. 25, 2019 | Nov. 20, 2019 | Conducted<br>(TH05-HY)   |
| Switch Box & RF Cable | Burgeon           | ETF-058              | EC130048<br>4        | N/A                                 | Apr. 17, 2018    | Feb. 26, 2019~<br>Mar. 25, 2019 | Apr. 16, 2019 | Conducted<br>(TH05-HY)   |
| AC Power Source       | ChainTek          | APC-1000W            | N/A                  | N/A                                 | N/A              | Jan. 31, 2019                   | N/A           | Conduction<br>(CO05-HY)  |
| EMI Test Receiver     | Rohde & Schwarz   | ESR3                 | 102388               | 9KHz~3.6GHz                         | Nov. 12, 2018    | Jan. 31, 2019                   | Nov. 11, 2019 | Conduction<br>(CO05-HY)  |
| LISN                  | Rohde & Schwarz   | ENV216               | 100080               | 9kHz~30MHz                          | Nov. 14, 2018    | Jan. 31, 2019                   | Nov. 13, 2019 | Conduction<br>(CO05-HY)  |
| LISN                  | Rohde & Schwarz   | ENV216               | 100081               | 9kHz~30MHz                          | Nov. 09, 2018    | Jan. 31, 2019                   | Nov. 08, 2019 | Conduction<br>(CO05-HY)  |
| Software              | Rohde & Schwarz   | EMC32<br>V10.30      | N/A                  | N/A                                 | N/A              | Jan. 31, 2019                   | N/A           | Conduction<br>(CO05-HY)  |
| LF Cable              | HUBER +<br>SUHNER | RG-214/U             | LF01                 | N/A                                 | Dec. 31, 2018    | Jan. 31, 2019                   | Dec. 30, 2019 | Conduction<br>(CO05-HY)  |
| Pulse Limiter         | Rohde & Schwarz   | ESH3-Z2              | 100851               | N/A                                 | Dec. 31, 2018    | Jan. 31, 2019                   | Dec. 30, 2019 | Conduction<br>(CO05-HY)  |
| Amplifier             | MITEQ             | TTA1840-35-<br>HG    | 1871923              | 18GHz~40GHz,<br>VSWR : 2.5:1<br>max | Jul. 16, 2018    | Feb. 23, 2019~<br>Mar. 11, 2019 | Jul. 15, 2019 | Radiation<br>(03CH11-HY) |
| Amplifier             | SONOMA            | 310N                 | 187312               | 9kHz~1GHz                           | Dec. 04, 2018    | Feb. 23, 2019~<br>Mar. 11, 2019 | Dec. 03, 2019 | Radiation<br>(03CH11-HY) |
| Bilog Antenna         | TESEQ             | CBL 6111D&<br>N-6-06 | 35414&AT-<br>N0602   | 30MHz~1GHz                          | Oct. 13, 2018    | Feb. 23, 2019~<br>Mar. 11, 2019 | Oct. 12, 2019 | Radiation<br>(03CH11-HY) |
| Horn Antenna          | SCHWARZBE<br>CK   | BBHA 9120<br>D       | 9120D-132<br>6       | 1GHz ~ 18GHz                        | Oct. 30, 2018    | Feb. 23, 2019~<br>Mar. 11, 2019 | Oct. 29, 2019 | Radiation<br>(03CH11-HY) |
| Loop Antenna          | Rohde & Schwarz   | HFH2-Z2              | 100488               | 9 kHz~30 MHz                        | Nov. 22, 2018    | Feb. 23, 2019~<br>Mar. 11, 2019 | Nov. 21, 2019 | Radiation<br>(03CH11-HY) |
| Preamplifier          | Keysight          | 83017A               | MY532700<br>80       | 1GHz~26.5GHz                        | Nov. 14, 2018    | Feb. 23, 2019~<br>Mar. 11, 2019 | Nov. 13, 2020 | Radiation<br>(03CH11-HY) |
| Spectrum Analyzer     | Keysight          | N9010A               | MY542004<br>86       | 10Hz ~ 44GHz                        | Oct. 19, 2018    | Feb. 23, 2019~<br>Mar. 11, 2019 | Oct. 18, 2019 | Radiation<br>(03CH11-HY) |
| Antenna Mast          | EMEC              | AM-BS-4500-<br>B     | N/A                  | 1~4m                                | N/A              | Feb. 23, 2019~<br>Mar. 11, 2019 | N/A           | Radiation<br>(03CH11-HY) |
| Turn Table            | EMEC              | TT 2000              | N/A                  | 0~360 Degree                        | N/A              | Feb. 23, 2019~<br>Mar. 11, 2019 | N/A           | Radiation<br>(03CH11-HY) |
| Preamplifier          | Jet-Power         | JPA0118-55-3<br>03K  | 171000180<br>0054002 | 1GHz~18GHz                          | Apr. 17, 2018    | Feb. 23, 2019~<br>Mar. 11, 2019 | Apr. 16, 2019 | Radiation<br>(03CH11-HY) |
| SHF-EHF Horn Antenna  | SCHWARZBE<br>CK   | BBHA 9170            | BBHA9170<br>584      | 18GHz- 40GHz                        | Dec. 05, 2018    | Feb. 23, 2019~<br>Mar. 11, 2019 | Dec. 04, 2019 | Radiation<br>(03CH11-HY) |
| Software              | Audix             | E3<br>6.2009-8-24    | RK-00104<br>2        | N/A                                 | N/A              | Feb. 23, 2019~<br>Mar. 11, 2019 | N/A           | Radiation<br>(03CH11-HY) |



## 5 Uncertainty of Evaluation

### Uncertainty of Conducted Emission Measurement (150 kHz ~ 30 MHz)

|   |     |
|---|-----|
| Measuring Uncertainty for a Level of Confidence of 95% ( $U = 2Uc(y)$ ) | 2.2 |
|---|-----|

### Uncertainty of Radiated Emission Measurement (30 MHz ~ 1000 MHz)

|   |     |
|---|-----|
| Measuring Uncertainty for a Level of Confidence of 95% ( $U = 2Uc(y)$ ) | 5.2 |
|---|-----|

### Uncertainty of Radiated Emission Measurement (1000 MHz ~ 18000 MHz)

|   |     |
|---|-----|
| Measuring Uncertainty for a Level of Confidence of 95% ( $U = 2Uc(y)$ ) | 5.5 |
|---|-----|

### Uncertainty of Radiated Emission Measurement (18000 MHz ~ 40000 MHz)

|   |     |
|---|-----|
| Measuring Uncertainty for a Level of Confidence of 95% ( $U = 2Uc(y)$ ) | 5.2 |
|---|-----|

**Appendix A. Test Result of Conducted Test Items**

|                |                     |                    |       |    |
|----------------|---------------------|--------------------|-------|----|
| Test Engineer: | Shiming Liu         | Temperature:       | 21~25 | °C |
| Test Date:     | 2019/2/26~2019/3/25 | Relative Humidity: | 51~54 | %  |



**TEST RESULTS DATA**  
**6dB and 99% Occupied Bandwidth**

| 2.4GHz Band |           |                 |     |             |                       |       |              |       |                    |           |
|-------------|-----------|-----------------|-----|-------------|-----------------------|-------|--------------|-------|--------------------|-----------|
| Mod.        | Data Rate | N <sub>TX</sub> | CH. | Freq. (MHz) | 99% Occupied BW (MHz) |       | 6dB BW (MHz) |       | 6dB BW Limit (MHz) | Pass/Fail |
|             |           |                 |     |             | Ant 1                 | Ant 2 | Ant 1        | Ant 2 |                    |           |
| 11b         | 1Mbps     | 1               | 1   | 2412        | 14.05                 | -     | 9.04         | -     | 0.50               | Pass      |
| 11b         | 1Mbps     | 1               | 6   | 2437        | 14.30                 | -     | 8.52         | -     | 0.50               | Pass      |
| 11b         | 1Mbps     | 1               | 11  | 2462        | 14.35                 | -     | 9.04         | -     | 0.50               | Pass      |
| 11b         | 1Mbps     | 1               | 12  | 2467        | 13.65                 | -     | 9.04         | -     | 0.50               | Pass      |
| 11b         | 1Mbps     | 1               | 13  | 2472        | 13.50                 | -     | 8.08         | -     | 0.50               | Pass      |
| 11g         | 6Mbps     | 1               | 1   | 2412        | 16.65                 | -     | 16.32        | -     | 0.50               | Pass      |
| 11g         | 6Mbps     | 1               | 6   | 2437        | 17.30                 | -     | 16.32        | -     | 0.50               | Pass      |
| 11g         | 6Mbps     | 1               | 11  | 2462        | 16.65                 | -     | 16.32        | -     | 0.50               | Pass      |
| 11g         | 6Mbps     | 1               | 12  | 2467        | 16.60                 | -     | 16.32        | -     | 0.50               | Pass      |
| 11g         | 6Mbps     | 1               | 13  | 2472        | 16.55                 | -     | 16.28        | -     | 0.50               | Pass      |
| HT20        | MCS0      | 1               | 1   | 2412        | 17.65                 | -     | 17.56        | -     | 0.50               | Pass      |
| HT20        | MCS0      | 1               | 6   | 2437        | 18.05                 | -     | 17.56        | -     | 0.50               | Pass      |
| HT20        | MCS0      | 1               | 11  | 2462        | 17.75                 | -     | 17.52        | -     | 0.50               | Pass      |
| HT20        | MCS0      | 1               | 12  | 2467        | 17.75                 | -     | 17.56        | -     | 0.50               | Pass      |
| HT20        | MCS0      | 1               | 13  | 2472        | 17.65                 | -     | 17.54        | -     | 0.50               | Pass      |

**TEST RESULTS DATA**  
**Average Output Power**

| 2.4GHz Band |           |                 |     |             |                               |       |                             |       |          |       |                  |       |                        |       |            |
|-------------|-----------|-----------------|-----|-------------|-------------------------------|-------|-----------------------------|-------|----------|-------|------------------|-------|------------------------|-------|------------|
| Mod.        | Data Rate | N <sub>TX</sub> | CH. | Freq. (MHz) | Average Conducted Power (dBm) |       | Conducted Power Limit (dBm) |       | DG (dBi) |       | EIRP Power (dBm) |       | EIRP Power Limit (dBm) |       | Pass /Fail |
|             |           |                 |     |             | Ant 1                         | Ant 2 | Ant 1                       | Ant 2 | Ant 1    | Ant 2 | Ant 1            | Ant 2 | Ant 1                  | Ant 2 |            |
| 11b         | 1Mbps     | 1               | 1   | 2412        | 21.00                         | -     | 30.00                       | -     | 2.30     | -     | 23.30            | -     | 36.00                  | -     | Pass       |
| 11b         | 1Mbps     | 1               | 6   | 2437        | 21.30                         | -     | 30.00                       | -     | 2.30     | -     | 23.60            | -     | 36.00                  | -     | Pass       |
| 11b         | 1Mbps     | 1               | 11  | 2462        | 21.00                         | -     | 30.00                       | -     | 2.30     | -     | 23.30            | -     | 36.00                  | -     | Pass       |
| 11b         | 1Mbps     | 1               | 12  | 2467        | 18.50                         | -     | 30.00                       | -     | 2.30     | -     | 20.80            | -     | 36.00                  | -     | Pass       |
| 11b         | 1Mbps     | 1               | 13  | 2472        | 15.30                         | -     | 30.00                       | -     | 2.30     | -     | 17.60            | -     | 36.00                  | -     | Pass       |
| 11g         | 6Mbps     | 1               | 1   | 2412        | 17.70                         | -     | 30.00                       | -     | 2.30     | -     | 20.00            | -     | 36.00                  | -     | Pass       |
| 11g         | 6Mbps     | 1               | 6   | 2437        | 20.00                         | -     | 30.00                       | -     | 2.30     | -     | 22.30            | -     | 36.00                  | -     | Pass       |
| 11g         | 6Mbps     | 1               | 10  | 2457        | 19.30                         | -     | 30.00                       | -     | 2.30     | -     | 21.60            | -     | 36.00                  | -     | Pass       |
| 11g         | 6Mbps     | 1               | 11  | 2462        | 16.90                         | -     | 30.00                       | -     | 2.30     | -     | 19.20            | -     | 36.00                  | -     | Pass       |
| 11g         | 6Mbps     | 1               | 12  | 2467        | 14.50                         | -     | 30.00                       | -     | 2.30     | -     | 16.80            | -     | 36.00                  | -     | Pass       |
| 11g         | 6Mbps     | 1               | 13  | 2472        | 12.70                         | -     | 30.00                       | -     | 2.30     | -     | 15.00            | -     | 36.00                  | -     | Pass       |
| HT20        | MCS0      | 1               | 1   | 2412        | 16.90                         | -     | 30.00                       | -     | 2.30     | -     | 19.20            | -     | 36.00                  | -     | Pass       |
| HT20        | MCS0      | 1               | 6   | 2437        | 18.90                         | -     | 30.00                       | -     | 2.30     | -     | 21.20            | -     | 36.00                  | -     | Pass       |
| HT20        | MCS0      | 1               | 11  | 2462        | 16.80                         | -     | 30.00                       | -     | 2.30     | -     | 19.10            | -     | 36.00                  | -     | Pass       |
| HT20        | MCS0      | 1               | 12  | 2467        | 14.90                         | -     | 30.00                       | -     | 2.30     | -     | 17.20            | -     | 36.00                  | -     | Pass       |
| HT20        | MCS0      | 1               | 13  | 2472        | 13.50                         | -     | 30.00                       | -     | 2.30     | -     | 15.80            | -     | 36.00                  | -     | Pass       |

Note: Measured power (dBm) has offset with cable loss.

**TEST RESULTS DATA**  
**Peak Power Spectral Density**

| 2.4GHz Band |           |                 |     |             |                     |       |          |       |                           |       |           |
|-------------|-----------|-----------------|-----|-------------|---------------------|-------|----------|-------|---------------------------|-------|-----------|
| Mod.        | Data Rate | N <sub>TX</sub> | CH. | Freq. (MHz) | Peak PSD (dBm/3kHz) |       | DG (dBi) |       | Peak PSD Limit (dBm/3kHz) |       | Pass/Fail |
|             |           |                 |     |             | Ant 1               | Ant 2 | Ant 1    | Ant 2 | Ant 1                     | Ant 2 |           |
| 11b         | 1Mbps     | 1               | 1   | 2412        | -2.20               | -     | 2.30     | -     | 8.00                      | -     | Pass      |
| 11b         | 1Mbps     | 1               | 6   | 2437        | -1.42               | -     | 2.30     | -     | 8.00                      | -     | Pass      |
| 11b         | 1Mbps     | 1               | 11  | 2462        | -0.66               | -     | 2.30     | -     | 8.00                      | -     | Pass      |
| 11b         | 1Mbps     | 1               | 12  | 2467        | -5.88               | -     | 2.30     | -     | 8.00                      | -     | Pass      |
| 11b         | 1Mbps     | 1               | 13  | 2472        | -7.92               | -     | 2.30     | -     | 8.00                      | -     | Pass      |
| 11g         | 6Mbps     | 1               | 1   | 2412        | -8.63               | -     | 2.30     | -     | 8.00                      | -     | Pass      |
| 11g         | 6Mbps     | 1               | 6   | 2437        | -5.35               | -     | 2.30     | -     | 8.00                      | -     | Pass      |
| 11g         | 6Mbps     | 1               | 11  | 2462        | -9.35               | -     | 2.30     | -     | 8.00                      | -     | Pass      |
| 11g         | 6Mbps     | 1               | 12  | 2467        | -11.37              | -     | 2.30     | -     | 8.00                      | -     | Pass      |
| 11g         | 6Mbps     | 1               | 13  | 2472        | -12.63              | -     | 2.30     | -     | 8.00                      | -     | Pass      |
| HT20        | MCS0      | 1               | 1   | 2412        | -8.76               | -     | 2.30     | -     | 8.00                      | -     | Pass      |
| HT20        | MCS0      | 1               | 6   | 2437        | -6.87               | -     | 2.30     | -     | 8.00                      | -     | Pass      |
| HT20        | MCS0      | 1               | 11  | 2462        | -8.28               | -     | 2.30     | -     | 8.00                      | -     | Pass      |
| HT20        | MCS0      | 1               | 12  | 2467        | -10.23              | -     | 2.30     | -     | 8.00                      | -     | Pass      |
| HT20        | MCS0      | 1               | 13  | 2472        | -12.23              | -     | 2.30     | -     | 8.00                      | -     | Pass      |

Measured power density (dBm) has offset with cable loss.



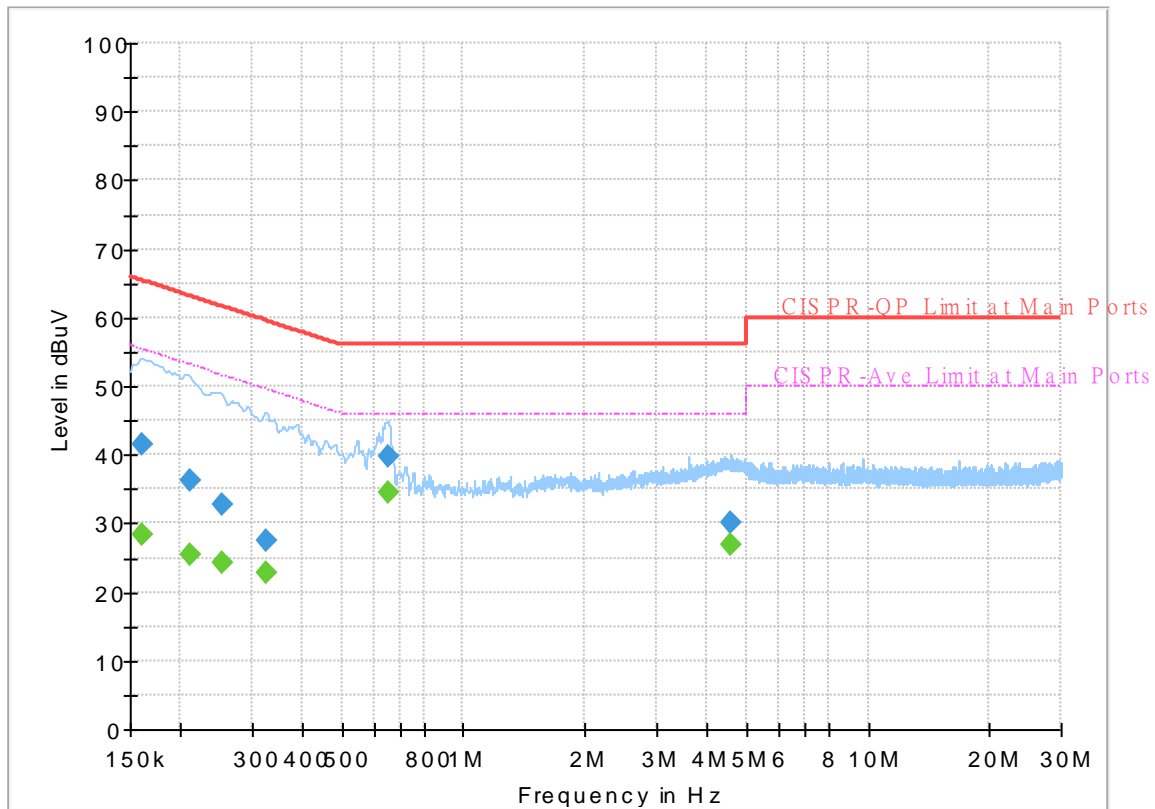
## Appendix B. AC Conducted Emission Test Results

|                 |          |                     |         |
|-----------------|----------|---------------------|---------|
| Test Engineer : | Rick Lin | Temperature :       | 22~24°C |
|                 |          | Relative Humidity : | 53~55%  |

## EUT Information

Report NO : 892513-02  
 Test Mode : Mode 1  
 Test Voltage : 120Vac/60Hz  
 Phase : Line

Full Spectrum



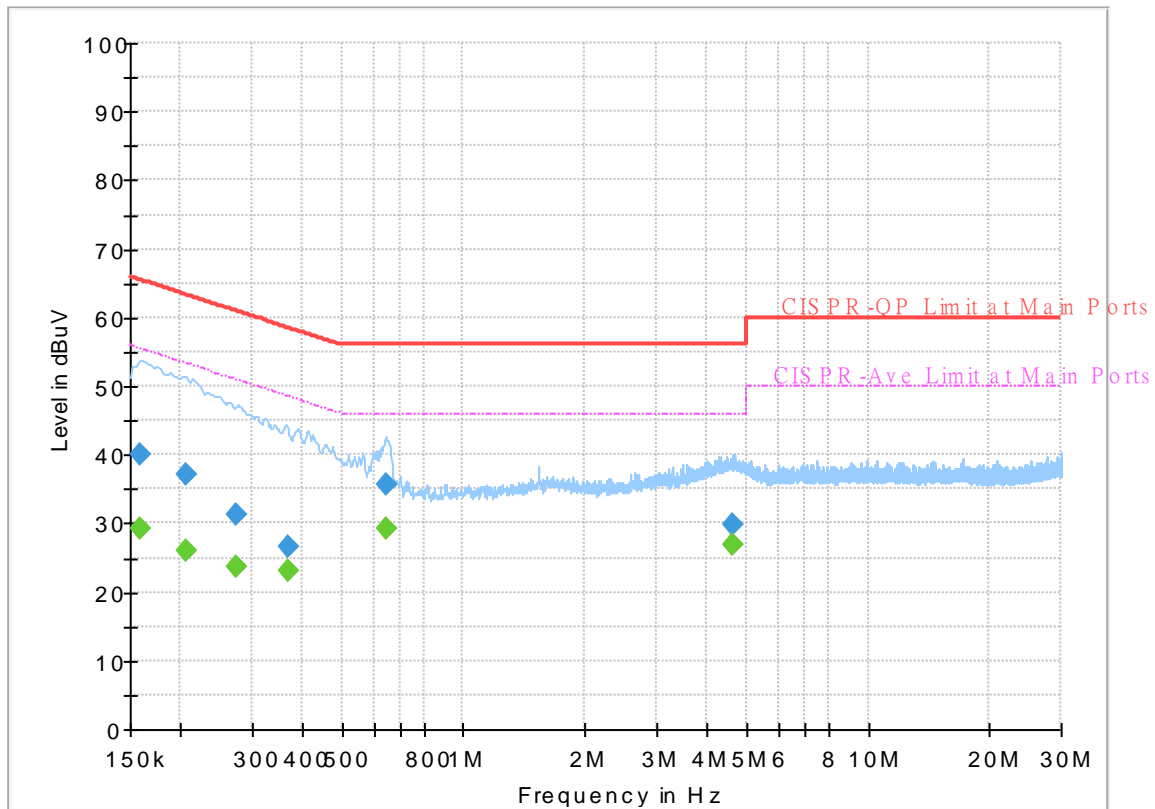
## Final\_Result

| Frequency (MHz) | QuasiPeak (dBuV) | CAverage (dBuV) | Limit (dBuV) | Margin (dB) | Line | Filter | Corr. (dB) |
|-----------------|------------------|-----------------|--------------|-------------|------|--------|------------|
| 0.161250        | 41.63            | ---             | 65.40        | 23.77       | L1   | OFF    | 19.5       |
| 0.161250        | ---              | 28.40           | 55.40        | 27.00       | L1   | OFF    | 19.5       |
| 0.210750        | 36.14            | ---             | 63.18        | 27.04       | L1   | OFF    | 19.5       |
| 0.210750        | ---              | 25.38           | 53.18        | 27.80       | L1   | OFF    | 19.5       |
| 0.253500        | 32.78            | ---             | 61.64        | 28.86       | L1   | OFF    | 19.5       |
| 0.253500        | ---              | 24.39           | 51.64        | 27.25       | L1   | OFF    | 19.5       |
| 0.325500        | 27.40            | ---             | 59.57        | 32.17       | L1   | OFF    | 19.5       |
| 0.325500        | ---              | 22.91           | 49.57        | 26.66       | L1   | OFF    | 19.5       |
| 0.649500        | 39.64            | ---             | 56.00        | 16.36       | L1   | OFF    | 19.6       |
| 0.649500        | ---              | 34.48           | 46.00        | 11.52       | L1   | OFF    | 19.6       |
| 4.566750        | 29.98            | ---             | 56.00        | 26.02       | L1   | OFF    | 19.7       |
| 4.566750        | ---              | 26.93           | 46.00        | 19.07       | L1   | OFF    | 19.7       |

## EUT Information

Report NO : 892513-02  
 Test Mode : Mode 1  
 Test Voltage : 120Vac/60Hz  
 Phase : Neutral

Full Spectrum



## Final Result

| Frequency (MHz) | QuasiPeak (dBuV) | CAverage (dBuV) | Limit (dBuV) | Margin (dB) | Line | Filter | Corr. (dB) |
|-----------------|------------------|-----------------|--------------|-------------|------|--------|------------|
| 0.159000        | ---              | 29.29           | 55.52        | 26.23       | N    | OFF    | 19.5       |
| 0.159000        | 40.19            | ---             | 65.52        | 25.33       | N    | OFF    | 19.5       |
| 0.206250        | ---              | 25.88           | 53.36        | 27.48       | N    | OFF    | 19.5       |
| 0.206250        | 37.18            | ---             | 63.36        | 26.18       | N    | OFF    | 19.5       |
| 0.273750        | ---              | 23.78           | 51.00        | 27.22       | N    | OFF    | 19.5       |
| 0.273750        | 31.21            | ---             | 61.00        | 29.79       | N    | OFF    | 19.5       |
| 0.368250        | ---              | 22.96           | 48.54        | 25.58       | N    | OFF    | 19.5       |
| 0.368250        | 26.64            | ---             | 58.54        | 31.90       | N    | OFF    | 19.5       |
| 0.642750        | ---              | 29.32           | 46.00        | 16.68       | N    | OFF    | 19.6       |
| 0.642750        | 35.75            | ---             | 56.00        | 20.25       | N    | OFF    | 19.6       |
| 4.614000        | ---              | 26.78           | 46.00        | 19.22       | N    | OFF    | 19.7       |
| 4.614000        | 29.80            | ---             | 56.00        | 26.20       | N    | OFF    | 19.7       |



### Appendix C. Radiated Spurious Emission

|                 |                                 |                     |         |
|-----------------|---------------------------------|---------------------|---------|
| Test Engineer : | Hao Hsu, J.C. Liang, and Ken Wu | Temperature :       | 21~26°C |
|                 |                                 | Relative Humidity : | 50~56%  |

2.4GHz 2400~2483.5MHz

WIFI 802.11b (Band Edge @ 3m)

| WIFI                        | Note | Frequency | Level      | Over   | Limit      | Read     | Antenna  | Path   | Preamp | Ant    | Table   | Peak    | Pol.    |
|-----------------------------|------|-----------|------------|--------|------------|----------|----------|--------|--------|--------|---------|---------|---------|
| Ant.                        |      |           |            | Limit  | Line       | Level    | Factor   | Loss   | Factor | Pos    | Pos     | Avg.    |         |
| 1                           |      | ( MHz )   | ( dBμV/m ) | ( dB ) | ( dBμV/m ) | ( dBμV ) | ( dB/m ) | ( dB ) | ( dB ) | ( cm ) | ( deg ) | ( P/A ) | ( H/V ) |
| 802.11b<br>CH 01<br>2412MHz |      | 2344.65   | 54.16      | -19.84 | 74         | 43.75    | 27.62    | 16.44  | 33.65  | 309    | 142     | P       | H       |
|                             |      | 2390      | 43.43      | -10.57 | 54         | 33.11    | 27.44    | 16.51  | 33.63  | 309    | 142     | A       | H       |
|                             | *    | 2412      | 109.89     | -      | -          | 99.6     | 27.38    | 16.53  | 33.62  | 309    | 142     | P       | H       |
|                             | *    | 2412      | 106.76     | -      | -          | 96.47    | 27.38    | 16.53  | 33.62  | 309    | 142     | A       | H       |
|                             |      | 2387.49   | 55.42      | -18.58 | 74         | 45.1     | 27.45    | 16.5   | 33.63  | 122    | 66      | P       | V       |
|                             |      | 2390      | 45.9       | -8.1   | 54         | 35.58    | 27.44    | 16.51  | 33.63  | 122    | 66      | A       | V       |
|                             | *    | 2412      | 113.51     | -      | -          | 103.22   | 27.38    | 16.53  | 33.62  | 122    | 66      | P       | V       |
|                             | *    | 2412      | 110.41     | -      | -          | 100.12   | 27.38    | 16.53  | 33.62  | 122    | 66      | A       | V       |
| 802.11b<br>CH 06<br>2437MHz |      | 2334.16   | 53.12      | -20.88 | 74         | 42.69    | 27.66    | 16.42  | 33.65  | 304    | 141     | P       | H       |
|                             |      | 2382.64   | 41.43      | -12.57 | 54         | 31.1     | 27.47    | 16.49  | 33.63  | 304    | 141     | A       | H       |
|                             | *    | 2437      | 110.11     | -      | -          | 99.84    | 27.33    | 16.55  | 33.61  | 304    | 141     | P       | H       |
|                             | *    | 2437      | 107.02     | -      | -          | 96.75    | 27.33    | 16.55  | 33.61  | 304    | 141     | A       | H       |
|                             |      | 2486.88   | 51.8       | -22.2  | 74         | 41.5     | 27.3     | 16.59  | 33.59  | 304    | 141     | P       | H       |
|                             |      | 2484.4    | 41.4       | -12.6  | 54         | 31.11    | 27.3     | 16.59  | 33.6   | 304    | 141     | A       | H       |
|                             |      | 2382.16   | 53.59      | -20.41 | 74         | 43.26    | 27.47    | 16.49  | 33.63  | 100    | 65      | P       | V       |
|                             |      | 2382.64   | 42.37      | -11.63 | 54         | 32.04    | 27.47    | 16.49  | 33.63  | 100    | 65      | A       | V       |
|                             | *    | 2437      | 111.93     | -      | -          | 101.66   | 27.33    | 16.55  | 33.61  | 100    | 65      | P       | V       |
|                             | *    | 2437      | 108.82     | -      | -          | 98.55    | 27.33    | 16.55  | 33.61  | 100    | 65      | A       | V       |
|                             |      | 2487.44   | 52.79      | -21.21 | 74         | 42.49    | 27.3     | 16.59  | 33.59  | 100    | 65      | P       | V       |
|                             |      | 2485.68   | 41.87      | -12.13 | 54         | 31.58    | 27.3     | 16.59  | 33.6   | 100    | 65      | A       | V       |



|                                      |   |         |        |        |    |       |      |       |      |     |     |   |   |
|--------------------------------------|---|---------|--------|--------|----|-------|------|-------|------|-----|-----|---|---|
| <b>802.11b<br/>CH 11<br/>2462MHz</b> | *   | 2462    | 109.59 | -      | -  | 99.32 | 27.3 | 16.57 | 33.6 | 297 | 139 | P | H |
|                                      | *   | 2462    | 106.46 | -      | -  | 96.19 | 27.3 | 16.57 | 33.6 | 297 | 139 | A | H |
|                                      |   | 2483.52 | 54.07  | -19.93 | 74 | 43.78 | 27.3 | 16.59 | 33.6 | 297 | 139 | P | H |
|                                      |   | 2483.52 | 46.31  | -7.69  | 54 | 36.02 | 27.3 | 16.59 | 33.6 | 297 | 139 | A | H |
|                                      | *   | 2462    | 112.37 | -      | -  | 102.1 | 27.3 | 16.57 | 33.6 | 106 | 64  | P | V |
|                                      | *   | 2462    | 109.26 | -      | -  | 98.99 | 27.3 | 16.57 | 33.6 | 106 | 64  | A | V |
|                                      |   | 2483.64 | 55.5   | -18.5  | 74 | 45.21 | 27.3 | 16.59 | 33.6 | 106 | 64  | P | V |
|                                      |   | 2483.52 | 48.13  | -5.87  | 54 | 37.84 | 27.3 | 16.59 | 33.6 | 106 | 64  | A | V |
| <b>Remark</b>                        | 1. No other spurious found.<br>2. All results are PASS against Peak and Average limit line. |         |        |        |    |       |      |       |      |     |     |   |   |





| WIFI Ant. 1                 | Note  | Frequency ( MHz ) | Level ( dBμV/m ) | Over Limit ( dB ) | Limit Line ( dBμV/m ) | Read Level ( dBμV ) | Antenna Factor ( dB/m ) | Path Loss ( dB ) | Preamp Factor ( dB ) | Ant Pos ( cm ) | Table Pos ( deg ) | Peak Avg. ( P/A ) | Pol. ( H/V ) |
|-----------------------------|---|-------------------|------------------|-------------------|-----------------------|---------------------|-------------------------|------------------|----------------------|----------------|-------------------|-------------------|--------------|
| 802.11b<br>CH 12<br>2467MHz | *   | 2467              | 106.56           | -                 | -                     | 96.29               | 27.3                    | 16.57            | 33.6                 | 292            | 138               | P                 | H            |
|                             | *   | 2467              | 103.44           | -                 | -                     | 93.17               | 27.3                    | 16.57            | 33.6                 | 292            | 138               | A                 | H            |
|                             |   | 2483.56           | 57.36            | -16.64            | 74                    | 47.07               | 27.3                    | 16.59            | 33.6                 | 292            | 138               | P                 | H            |
|                             |   | 2484.04           | 50.15            | -3.85             | 54                    | 39.86               | 27.3                    | 16.59            | 33.6                 | 292            | 138               | A                 | H            |
|                             | *   | 2467              | 109.11           | -                 | -                     | 98.84               | 27.3                    | 16.57            | 33.6                 | 105            | 63                | P                 | V            |
|                             | *   | 2467              | 106              | -                 | -                     | 95.73               | 27.3                    | 16.57            | 33.6                 | 105            | 63                | A                 | V            |
|                             |   | 2483.76           | 59.6             | -14.4             | 74                    | 49.31               | 27.3                    | 16.59            | 33.6                 | 105            | 63                | P                 | V            |
|                             |   | 2484.08           | 52.85            | -1.15             | 54                    | 42.56               | 27.3                    | 16.59            | 33.6                 | 105            | 63                | A                 | V            |
| 802.11b<br>CH 13<br>2472MHz | *   | 2472              | 103.2            | -                 | -                     | 92.92               | 27.3                    | 16.58            | 33.6                 | 294            | 138               | P                 | H            |
|                             | *   | 2472              | 100.07           | -                 | -                     | 89.79               | 27.3                    | 16.58            | 33.6                 | 294            | 138               | A                 | H            |
|                             |   | 2484.6            | 56.34            | -17.66            | 74                    | 46.05               | 27.3                    | 16.59            | 33.6                 | 294            | 138               | P                 | H            |
|                             |   | 2484.76           | 49.55            | -4.45             | 54                    | 39.26               | 27.3                    | 16.59            | 33.6                 | 294            | 138               | A                 | H            |
|                             | *   | 2472              | 105.05           | -                 | -                     | 94.77               | 27.3                    | 16.58            | 33.6                 | 105            | 65                | P                 | V            |
|                             | *   | 2472              | 101.94           | -                 | -                     | 91.66               | 27.3                    | 16.58            | 33.6                 | 105            | 65                | A                 | V            |
|                             |   | 2484.96           | 57.66            | -16.34            | 74                    | 47.37               | 27.3                    | 16.59            | 33.6                 | 105            | 65                | P                 | V            |
|                             |   | 2487.16           | 52.08            | -1.92             | 54                    | 41.78               | 27.3                    | 16.59            | 33.59                | 105            | 65                | A                 | V            |
| Remark                      | 1. No other spurious found.<br>2. All results are PASS against Peak and Average limit line. |                   |                  |                   |                       |                     |                         |                  |                      |                |                   |                   |              |



**2.4GHz 2400~2483.5MHz  
WIFI 802.11b (Harmonic @ 3m)**

| WIFI Ant. 1                 | Note  | Frequency ( MHz ) | Level ( dBμV/m ) | Over Limit ( dB ) | Limit Line ( dBμV/m ) | Read Level ( dBμV ) | Antenna Factor ( dB/m ) | Path Loss ( dB ) | Preamp Factor ( dB ) | Ant Pos ( cm ) | Table Pos ( deg ) | Peak Avg. (P/A) | Pol. (H/V) |
|-----------------------------|---|-------------------|------------------|-------------------|-----------------------|---------------------|-------------------------|------------------|----------------------|----------------|-------------------|-----------------|------------|
| 802.11b<br>CH 01<br>2412MHz |   | 4824              | 48.64            | -25.36            | 74                    | 66.01               | 31.1                    | 10.1             | 58.57                | 100            | 0                 | P               | H          |
|                             |   | 4824              | 47.24            | -26.76            | 74                    | 64.61               | 31.1                    | 10.1             | 58.57                | 100            | 0                 | P               | V          |
| 802.11b<br>CH 06<br>2437MHz |   | 4874              | 48.69            | -25.31            | 74                    | 66.05               | 31.05                   | 10.14            | 58.55                | 100            | 0                 | P               | H          |
|                             |   | 7311              | 46.16            | -27.84            | 74                    | 55.98               | 36.52                   | 12.49            | 58.83                | 100            | 0                 | P               | H          |
|                             |   | 4874              | 47.28            | -26.72            | 74                    | 64.64               | 31.05                   | 10.14            | 58.55                | 100            | 0                 | P               | V          |
| 802.11b<br>CH 11<br>2462MHz |   | 7311              | 47.36            | -26.64            | 74                    | 57.18               | 36.52                   | 12.49            | 58.83                | 100            | 0                 | P               | V          |
|                             |   | 4924              | 48.66            | -25.34            | 74                    | 65.86               | 31.14                   | 10.19            | 58.53                | 100            | 0                 | P               | H          |
|                             |   | 7386              | 47.07            | -26.93            | 74                    | 56.9                | 36.46                   | 12.43            | 58.72                | 100            | 0                 | P               | H          |
|                             |   | 4924              | 48.09            | -25.91            | 74                    | 65.29               | 31.14                   | 10.19            | 58.53                | 100            | 0                 | P               | V          |
| 802.11b<br>CH 12<br>2467MHz |   | 7386              | 46.53            | -27.47            | 74                    | 56.36               | 36.46                   | 12.43            | 58.72                | 100            | 0                 | P               | V          |
|                             |   | 4934              | 42.42            | -31.58            | 74                    | 59.55               | 31.2                    | 10.2             | 58.53                | 100            | 0                 | P               | H          |
|                             |   | 7401              | 41.7             | -32.3             | 74                    | 51.58               | 36.4                    | 12.42            | 58.7                 | 100            | 0                 | P               | H          |
|                             |   | 4934              | 43.96            | -30.04            | 74                    | 61.09               | 31.2                    | 10.2             | 58.53                | 100            | 0                 | P               | V          |
| 802.11b<br>CH 13<br>2472MHz |   | 7401              | 41.78            | -32.22            | 74                    | 51.66               | 36.4                    | 12.42            | 58.7                 | 100            | 0                 | P               | V          |
|                             |   | 4944              | 40.19            | -33.81            | 74                    | 57.24               | 31.26                   | 10.21            | 58.52                | 100            | 0                 | P               | H          |
|                             |   | 7416              | 41.56            | -32.44            | 74                    | 51.39               | 36.43                   | 12.44            | 58.7                 | 100            | 0                 | P               | H          |
|                             |   | 4944              | 40.64            | -33.36            | 74                    | 57.69               | 31.26                   | 10.21            | 58.52                | 100            | 0                 | P               | V          |
| 802.11b<br>CH 13<br>2472MHz |   | 7416              | 42.44            | -31.56            | 74                    | 52.27               | 36.43                   | 12.44            | 58.7                 | 100            | 0                 | P               | V          |
|                             |   |                   |                  |                   |                       |                     |                         |                  |                      |                |                   |                 |            |
| Remark                      | 1. No other spurious found.<br>2. All results are PASS against Peak and Average limit line. |                   |                  |                   |                       |                     |                         |                  |                      |                |                   |                 |            |



2.4GHz 2400~2483.5MHz
WIFI 802.11g (Band Edge @ 3m)

Table with 14 columns: WIFI Ant. 1, Note, Frequency (MHz), Level (dBµV/m), Over Limit (dB), Limit Line (dBµV/m), Read Level (dBµV), Antenna Factor (dB/m), Path Loss (dB), Preamp Factor (dB), Ant Pos (cm), Table Pos (deg), Peak Avg. (P/A), Pol. (H/V). Rows include data for 802.11g CH 01 (2412MHz) and 802.11g CH 06 (2437MHz).



|  |   |         |        |       |    |        |      |       |       |     |     |   |   |
|--|---|---------|--------|-------|----|--------|------|-------|-------|-----|-----|---|---|
| <b>802.11g</b><br><b>CH 10</b><br><b>2457MHz</b> | *   | 2458    | 108.81 | -     | -  | 98.55  | 27.3 | 16.57 | 33.61 | 157 | 163 | P | H |
|  | *   | 2458    | 100.77 | -     | -  | 90.51  | 27.3 | 16.57 | 33.61 | 157 | 163 | A | H |
|  |   | 2484.39 | 65.22  | -8.78 | 74 | 54.93  | 27.3 | 16.59 | 33.6  | 157 | 163 | P | H |
|  |   | 2483.52 | 48.03  | -5.97 | 54 | 37.74  | 27.3 | 16.59 | 33.6  | 157 | 163 | A | H |
|  | *   | 2456    | 113    | -     | -  | 102.75 | 27.3 | 16.56 | 33.61 | 100 | 64  | P | V |
|  | *   | 2456    | 104.93 | -     | -  | 94.68  | 27.3 | 16.56 | 33.61 | 100 | 64  | A | V |
|  | *   | 2483.97 | 70.54  | -3.46 | 74 | 60.25  | 27.3 | 16.59 | 33.6  | 100 | 64  | P | V |
|  |   | 2483.52 | 52.55  | -1.45 | 54 | 42.26  | 27.3 | 16.59 | 33.6  | 100 | 64  | A | V |
| <b>802.11g</b><br><b>CH 11</b><br><b>2462MHz</b> | *   | 2462    | 107.37 | -     | -  | 97.1   | 27.3 | 16.57 | 33.6  | 297 | 138 | P | H |
|  | *   | 2462    | 99.86  | -     | -  | 89.59  | 27.3 | 16.57 | 33.6  | 297 | 138 | A | H |
|  |   | 2483.52 | 66.2   | -7.8  | 74 | 55.91  | 27.3 | 16.59 | 33.6  | 297 | 138 | P | H |
|  |   | 2483.52 | 49.12  | -4.88 | 54 | 38.83  | 27.3 | 16.59 | 33.6  | 297 | 138 | A | H |
|  | *   | 2462    | 109.94 | -     | -  | 99.67  | 27.3 | 16.57 | 33.6  | 104 | 64  | P | V |
|  | *   | 2462    | 102.59 | -     | -  | 92.32  | 27.3 | 16.57 | 33.6  | 104 | 64  | A | V |
|  |   | 2483.6  | 67.96  | -6.04 | 74 | 57.67  | 27.3 | 16.59 | 33.6  | 104 | 64  | P | V |
|  |   | 2483.52 | 51.55  | -2.45 | 54 | 41.26  | 27.3 | 16.59 | 33.6  | 104 | 64  | A | V |
| <b>Remark</b>                                    | 1. No other spurious found.<br>2. All results are PASS against Peak and Average limit line. |         |        |       |    |        |      |       |       |     |     |   |   |



| WIFI Ant. 1                 | Note  | Frequency ( MHz ) | Level ( dBμV/m ) | Over Limit ( dB ) | Limit Line ( dBμV/m ) | Read Level ( dBμV ) | Antenna Factor ( dB/m ) | Path Loss ( dB ) | Preamp Factor ( dB ) | Ant Pos ( cm ) | Table Pos ( deg ) | Peak Avg. ( P/A ) | Pol. ( H/V ) |
|-----------------------------|---|-------------------|------------------|-------------------|-----------------------|---------------------|-------------------------|------------------|----------------------|----------------|-------------------|-------------------|--------------|
| 802.11g<br>CH 12<br>2467MHz | *   | 2467              | 104.8            | -                 | -                     | 94.53               | 27.3                    | 16.57            | 33.6                 | 292            | 139               | P                 | H            |
|                             | *   | 2467              | 97.24            | -                 | -                     | 86.97               | 27.3                    | 16.57            | 33.6                 | 292            | 139               | A                 | H            |
|                             |   | 2483.76           | 69.39            | -4.61             | 74                    | 59.1                | 27.3                    | 16.59            | 33.6                 | 292            | 139               | P                 | H            |
|                             |   | 2483.52           | 50.06            | -3.94             | 54                    | 39.77               | 27.3                    | 16.59            | 33.6                 | 292            | 139               | A                 | H            |
|                             | *   | 2467              | 107.3            | -                 | -                     | 97.03               | 27.3                    | 16.57            | 33.6                 | 106            | 64                | P                 | V            |
|                             | *   | 2467              | 99.62            | -                 | -                     | 89.35               | 27.3                    | 16.57            | 33.6                 | 106            | 64                | A                 | V            |
|                             |   | 2483.64           | 72.28            | -1.72             | 74                    | 61.99               | 27.3                    | 16.59            | 33.6                 | 106            | 64                | P                 | V            |
|                             |   | 2483.52           | 52.66            | -1.34             | 54                    | 42.37               | 27.3                    | 16.59            | 33.6                 | 106            | 64                | A                 | V            |
| 802.11g<br>CH 13<br>2472MHz | *   | 2472              | 102.8            | -                 | -                     | 92.52               | 27.3                    | 16.58            | 33.6                 | 293            | 137               | P                 | H            |
|                             | *   | 2472              | 94.89            | -                 | -                     | 84.61               | 27.3                    | 16.58            | 33.6                 | 293            | 137               | A                 | H            |
|                             |   | 2486.6            | 68.64            | -5.36             | 74                    | 58.34               | 27.3                    | 16.59            | 33.59                | 293            | 137               | P                 | H            |
|                             |   | 2483.52           | 46.52            | -7.48             | 54                    | 36.23               | 27.3                    | 16.59            | 33.6                 | 293            | 137               | A                 | H            |
|                             | *   | 2472              | 104.85           | -                 | -                     | 94.57               | 27.3                    | 16.58            | 33.6                 | 100            | 65                | P                 | V            |
|                             | *   | 2472              | 97.1             | -                 | -                     | 86.82               | 27.3                    | 16.58            | 33.6                 | 100            | 65                | A                 | V            |
|                             |   | 2487              | 71.99            | -2.01             | 74                    | 61.69               | 27.3                    | 16.59            | 33.59                | 100            | 65                | P                 | V            |
|                             |   | 2487.72           | 50.36            | -3.64             | 54                    | 40.06               | 27.3                    | 16.59            | 33.59                | 100            | 65                | A                 | V            |
| <b>Remark</b>               | 1. No other spurious found.<br>2. All results are PASS against Peak and Average limit line. |                   |                  |                   |                       |                     |                         |                  |                      |                |                   |                   |              |



**2.4GHz 2400~2483.5MHz  
WIFI 802.11g (Harmonic @ 3m)**

| WIFI Ant. 1                 | Note  | Frequency ( MHz ) | Level ( dBμV/m ) | Over Limit ( dB ) | Limit Line ( dBμV/m ) | Read Level ( dBμV ) | Antenna Factor ( dB/m ) | Path Loss ( dB ) | Preamp Factor ( dB ) | Ant Pos ( cm ) | Table Pos ( deg ) | Peak Avg. (P/A) | Pol. (H/V) |
|-----------------------------|---|-------------------|------------------|-------------------|-----------------------|---------------------|-------------------------|------------------|----------------------|----------------|-------------------|-----------------|------------|
| 802.11g<br>CH 01<br>2412MHz |   | 4824              | 40.63            | -33.37            | 74                    | 58                  | 31.1                    | 10.1             | 58.57                | 100            | 0                 | P               | H          |
|                             |   | 4824              | 40.41            | -33.59            | 74                    | 57.78               | 31.1                    | 10.1             | 58.57                | 100            | 0                 | P               | V          |
| 802.11g<br>CH 06<br>2437MHz |   | 4874              | 44.69            | -29.31            | 74                    | 62.05               | 31.05                   | 10.14            | 58.55                | 100            | 0                 | P               | H          |
|                             |   | 7311              | 44.96            | -29.04            | 74                    | 54.78               | 36.52                   | 12.49            | 58.83                | 100            | 0                 | P               | H          |
|                             |   | 4874              | 42.84            | -31.16            | 74                    | 60.2                | 31.05                   | 10.14            | 58.55                | 100            | 0                 | P               | V          |
| 802.11g<br>CH 11<br>2462MHz |   | 7311              | 46.76            | -27.24            | 74                    | 56.58               | 36.52                   | 12.49            | 58.83                | 100            | 0                 | P               | V          |
|                             |   | 4924              | 41.07            | -32.93            | 74                    | 58.27               | 31.14                   | 10.19            | 58.53                | 100            | 0                 | P               | H          |
|                             |   | 7386              | 40.74            | -33.26            | 74                    | 50.57               | 36.46                   | 12.43            | 58.72                | 100            | 0                 | P               | H          |
|                             |   | 4924              | 41.9             | -32.1             | 74                    | 59.1                | 31.14                   | 10.19            | 58.53                | 100            | 0                 | P               | V          |
| 802.11g<br>CH 12<br>2467MHz |   | 7386              | 41.67            | -32.33            | 74                    | 51.5                | 36.46                   | 12.43            | 58.72                | 100            | 0                 | P               | V          |
|                             |   | 4934              | 38.95            | -35.05            | 74                    | 56.08               | 31.2                    | 10.2             | 58.53                | 100            | 0                 | P               | H          |
|                             |   | 7401              | 40.43            | -33.57            | 74                    | 50.31               | 36.4                    | 12.42            | 58.7                 | 100            | 0                 | P               | H          |
|                             |   | 4934              | 39.85            | -34.15            | 74                    | 56.98               | 31.2                    | 10.2             | 58.53                | 100            | 0                 | P               | V          |
| 802.11g<br>CH 13<br>2472MHz |   | 7401              | 41.01            | -32.99            | 74                    | 50.89               | 36.4                    | 12.42            | 58.7                 | 100            | 0                 | P               | V          |
|                             |   | 4944              | 39.56            | -34.44            | 74                    | 56.61               | 31.26                   | 10.21            | 58.52                | 100            | 0                 | P               | H          |
|                             |   | 7416              | 41.34            | -32.66            | 74                    | 51.17               | 36.43                   | 12.44            | 58.7                 | 100            | 0                 | P               | H          |
|                             |   | 4944              | 40.07            | -33.93            | 74                    | 57.12               | 31.26                   | 10.21            | 58.52                | 100            | 0                 | P               | V          |
| 802.11g<br>CH 13<br>2472MHz |   | 7416              | 40.82            | -33.18            | 74                    | 50.65               | 36.43                   | 12.44            | 58.7                 | 100            | 0                 | P               | V          |
|                             |   |                   |                  |                   |                       |                     |                         |                  |                      |                |                   |                 |            |
| Remark                      | 1. No other spurious found.<br>2. All results are PASS against Peak and Average limit line. |                   |                  |                   |                       |                     |                         |                  |                      |                |                   |                 |            |



**2.4GHz 2400~2483.5MHz  
WIFI 802.11n HT20 (Band Edge @ 3m)**

| WIFI Ant. 1                   | Note   | Frequency ( MHz ) | Level ( dBμV/m ) | Over Limit ( dB ) | Limit Line ( dBμV/m ) | Read Level ( dBμV ) | Antenna Factor ( dB/m ) | Path Loss ( dB ) | Preamp Factor ( dB ) | Ant Pos ( cm ) | Table Pos ( deg ) | Peak Avg. ( P/A ) | Pol. ( H/V ) |
|-------------------------------|--------|-------------------|------------------|-------------------|-----------------------|---------------------|-------------------------|------------------|----------------------|----------------|-------------------|-------------------|--------------|
| 802.11n HT20 CH 01<br>2412MHz |        | 2389.59           | 66.78            | -7.22             | 74                    | 56.47               | 27.44                   | 16.5             | 33.63                | 104            | 131               | P                 | H            |
|                               |        | 2390              | 52.05            | -1.95             | 54                    | 41.73               | 27.44                   | 16.51            | 33.63                | 104            | 131               | A                 | H            |
|                               | *      | 2412              | 107.84           | -                 | -                     | 97.55               | 27.38                   | 16.53            | 33.62                | 104            | 131               | P                 | H            |
|                               | *      | 2412              | 100.19           | -                 | -                     | 89.9                | 27.38                   | 16.53            | 33.62                | 104            | 131               | A                 | H            |
|                               |        | 2389.8            | 68.48            | -5.52             | 74                    | 58.17               | 27.44                   | 16.5             | 33.63                | 109            | 63                | P                 | V            |
|                               |        | 2390              | 53.41            | -0.59             | 54                    | 43.09               | 27.44                   | 16.51            | 33.63                | 109            | 63                | A                 | V            |
|                               | *      | 2412              | 110.73           | -                 | -                     | 100.44              | 27.38                   | 16.53            | 33.62                | 109            | 63                | P                 | V            |
|                               | *      | 2412              | 103.11           | -                 | -                     | 92.82               | 27.38                   | 16.53            | 33.62                | 109            | 63                | A                 | V            |
| 802.11n HT20 CH 06<br>2437MHz |        | 2386.48           | 53.01            | -20.99            | 74                    | 42.69               | 27.45                   | 16.5             | 33.63                | 100            | 110               | P                 | H            |
|                               |        | 2390              | 41.57            | -12.43            | 54                    | 31.25               | 27.44                   | 16.51            | 33.63                | 100            | 110               | A                 | H            |
|                               | *      | 2437              | 108.12           | -                 | -                     | 97.85               | 27.33                   | 16.55            | 33.61                | 100            | 110               | P                 | H            |
|                               | *      | 2437              | 100.42           | -                 | -                     | 90.15               | 27.33                   | 16.55            | 33.61                | 100            | 110               | A                 | H            |
|                               |        | 2492.88           | 52.96            | -21.04            | 74                    | 42.66               | 27.3                    | 16.59            | 33.59                | 100            | 110               | P                 | H            |
|                               |        | 2484.32           | 41.52            | -12.48            | 54                    | 31.23               | 27.3                    | 16.59            | 33.6                 | 100            | 110               | A                 | H            |
|                               |        | 2386.16           | 56.41            | -17.59            | 74                    | 46.08               | 27.46                   | 16.5             | 33.63                | 100            | 65                | P                 | V            |
|                               |        | 2389.36           | 42.58            | -11.42            | 54                    | 32.27               | 27.44                   | 16.5             | 33.63                | 100            | 65                | A                 | V            |
|                               | *      | 2437              | 111.91           | -                 | -                     | 101.64              | 27.33                   | 16.55            | 33.61                | 100            | 65                | P                 | V            |
|                               | *      | 2437              | 104.24           | -                 | -                     | 93.97               | 27.33                   | 16.55            | 33.61                | 100            | 65                | A                 | V            |
|                               |        | 2483.76           | 56.36            | -17.64            | 74                    | 46.07               | 27.3                    | 16.59            | 33.6                 | 100            | 65                | P                 | V            |
|                               | 2483.6 | 42.3              | -11.7            | 54                | 32.01                 | 27.3                | 16.59                   | 33.6             | 100                  | 65             | A                 | V                 |              |



|   |   |         |        |       |    |       |      |       |      |     |     |   |   |
|---|---|---------|--------|-------|----|-------|------|-------|------|-----|-----|---|---|
| <b>802.11n</b><br><br><b>HT20</b><br><br><b>CH 11</b><br><br><b>2462MHz</b> | *   | 2462    | 105.96 | -     | -  | 95.69 | 27.3 | 16.57 | 33.6 | 129 | 143 | P | H |
|   | *   | 2462    | 98.28  | -     | -  | 88.01 | 27.3 | 16.57 | 33.6 | 129 | 143 | A | H |
|   |   | 2483.6  | 69.31  | -4.69 | 74 | 59.02 | 27.3 | 16.59 | 33.6 | 129 | 143 | P | H |
|   |   | 2483.52 | 50.75  | -3.25 | 54 | 40.46 | 27.3 | 16.59 | 33.6 | 129 | 143 | A | H |
|   | *   | 2462    | 109.05 | -     | -  | 98.78 | 27.3 | 16.57 | 33.6 | 107 | 62  | P | V |
|   | *   | 2460    | 101.36 | -     | -  | 91.09 | 27.3 | 16.57 | 33.6 | 107 | 62  | A | V |
|   |   | 2483.8  | 70.78  | -3.22 | 74 | 60.49 | 27.3 | 16.59 | 33.6 | 107 | 62  | P | V |
|   |   | 2483.52 | 52.77  | -1.23 | 54 | 42.48 | 27.3 | 16.59 | 33.6 | 107 | 62  | A | V |
| <b>Remark</b>   | 1. No other spurious found.<br>2. All results are PASS against Peak and Average limit line. |         |        |       |    |       |      |       |      |     |     |   |   |





| WIFI Ant. 1                         | Note  | Frequency ( MHz ) | Level ( dBμV/m ) | Over Limit ( dB ) | Limit Line ( dBμV/m ) | Read Level ( dBμV ) | Antenna Factor ( dB/m ) | Path Loss ( dB ) | Preamp Factor ( dB ) | Ant Pos ( cm ) | Table Pos ( deg ) | Peak Avg. ( P/A ) | Pol. ( H/V ) |
|-------------------------------------|---|-------------------|------------------|-------------------|-----------------------|---------------------|-------------------------|------------------|----------------------|----------------|-------------------|-------------------|--------------|
| 802.11n<br>HT20<br>CH 12<br>2467MHz | *   | 2467              | 104.58           | -                 | -                     | 94.31               | 27.3                    | 16.57            | 33.6                 | 110            | 229               | P                 | H            |
|                                     | *   | 2467              | 97.11            | -                 | -                     | 86.84               | 27.3                    | 16.57            | 33.6                 | 110            | 229               | A                 | H            |
|                                     |   | 2484.72           | 71.75            | -2.25             | 74                    | 61.46               | 27.3                    | 16.59            | 33.6                 | 110            | 229               | P                 | H            |
|                                     |   | 2483.52           | 52.12            | -1.88             | 54                    | 41.83               | 27.3                    | 16.59            | 33.6                 | 110            | 229               | A                 | H            |
|                                     | *   | 2467              | 106.27           | -                 | -                     | 96                  | 27.3                    | 16.57            | 33.6                 | 108            | 62                | P                 | V            |
|                                     | *   | 2467              | 98.58            | -                 | -                     | 88.31               | 27.3                    | 16.57            | 33.6                 | 108            | 62                | A                 | V            |
|                                     |   | 2483.92           | 72.95            | -1.05             | 74                    | 62.66               | 27.3                    | 16.59            | 33.6                 | 108            | 62                | P                 | V            |
|                                     | 2483.52   | 53.02             | -0.98            | 54                | 42.73                 | 27.3                | 16.59                   | 33.6             | 108                  | 62             | A                 | V                 |              |
| 802.11n<br>HT20<br>CH 13<br>2472MHz | *   | 2472              | 103.37           | -                 | -                     | 93.09               | 27.3                    | 16.58            | 33.6                 | 100            | 225               | P                 | H            |
|                                     | *   | 2472              | 95.69            | -                 | -                     | 85.41               | 27.3                    | 16.58            | 33.6                 | 100            | 225               | A                 | H            |
|                                     |   | 2483.64           | 70.96            | -3.04             | 74                    | 60.67               | 27.3                    | 16.59            | 33.6                 | 100            | 225               | P                 | H            |
|                                     |   | 2483.52           | 50.4             | -3.6              | 54                    | 40.11               | 27.3                    | 16.59            | 33.6                 | 100            | 225               | P                 | H            |
|                                     | *   | 2472              | 105.69           | -                 | -                     | 95.41               | 27.3                    | 16.58            | 33.6                 | 108            | 60                | P                 | V            |
|                                     | *   | 2472              | 97.56            | -                 | -                     | 87.28               | 27.3                    | 16.58            | 33.6                 | 108            | 60                | A                 | V            |
|                                     |   | 2484.36           | 71.51            | -2.49             | 74                    | 61.22               | 27.3                    | 16.59            | 33.6                 | 108            | 60                | P                 | V            |
|                                     | 2483.52   | 51.25             | -2.75            | 54                | 40.96                 | 27.3                | 16.59                   | 33.6             | 108                  | 60             | A                 | V                 |              |
| <b>Remark</b>                       | 1. No other spurious found.<br>2. All results are PASS against Peak and Average limit line. |                   |                  |                   |                       |                     |                         |                  |                      |                |                   |                   |              |



2.4GHz 2400~2483.5MHz  
WIFI 802.11n HT20 (Harmonic @ 3m)

| WIFI Ant. 1                   | Note  | Frequency ( MHz ) | Level ( dBμV/m ) | Over Limit ( dB ) | Limit Line ( dBμV/m ) | Read Level ( dBμV ) | Antenna Factor ( dB/m ) | Path Loss ( dB ) | Preamp Factor ( dB ) | Ant Pos ( cm ) | Table Pos ( deg ) | Peak Avg. ( P/A ) | Pol. ( H/V ) |
|-------------------------------|---|-------------------|------------------|-------------------|-----------------------|---------------------|-------------------------|------------------|----------------------|----------------|-------------------|-------------------|--------------|
| 802.11n HT20 CH 01<br>2412MHz |   | 4824              | 39.99            | -34.01            | 74                    | 57.36               | 31.1                    | 10.1             | 58.57                | 100            | 0                 | P                 | H            |
|                               |   | 4824              | 39.77            | -34.23            | 74                    | 57.14               | 31.1                    | 10.1             | 58.57                | 100            | 0                 | P                 | V            |
| 802.11n HT20 CH 06<br>2437MHz |   | 4874              | 44.26            | -29.74            | 74                    | 61.62               | 31.05                   | 10.14            | 58.55                | 100            | 0                 | P                 | H            |
|                               |   | 7311              | 41.98            | -32.02            | 74                    | 51.8                | 36.52                   | 12.49            | 58.83                | 100            | 0                 | P                 | H            |
|                               |   | 4874              | 42.89            | -31.11            | 74                    | 60.25               | 31.05                   | 10.14            | 58.55                | 100            | 0                 | P                 | V            |
|                               |   | 7311              | 43.03            | -30.97            | 74                    | 52.85               | 36.52                   | 12.49            | 58.83                | 100            | 0                 | P                 | V            |
| 802.11n HT20 CH 11<br>2462MHz |   | 4924              | 42.34            | -31.66            | 74                    | 59.54               | 31.14                   | 10.19            | 58.53                | 100            | 0                 | P                 | H            |
|                               |   | 7386              | 43.14            | -30.86            | 74                    | 52.97               | 36.46                   | 12.43            | 58.72                | 100            | 0                 | P                 | H            |
|                               |   | 4924              | 43.92            | -30.08            | 74                    | 61.12               | 31.14                   | 10.19            | 58.53                | 100            | 0                 | P                 | V            |
|                               |   | 7386              | 43.13            | -30.87            | 74                    | 52.96               | 36.46                   | 12.43            | 58.72                | 100            | 0                 | P                 | V            |
| 802.11n HT20 CH 12<br>2467MHz |   | 4934              | 40.06            | -33.94            | 74                    | 57.19               | 31.2                    | 10.2             | 58.53                | 100            | 0                 | P                 | H            |
|                               |   | 7401              | 40.41            | -33.59            | 74                    | 50.29               | 36.4                    | 12.42            | 58.7                 | 100            | 0                 | P                 | H            |
|                               |   | 4934              | 41.33            | -32.67            | 74                    | 58.46               | 31.2                    | 10.2             | 58.53                | 100            | 0                 | P                 | V            |
|                               |   | 7401              | 40.73            | -33.27            | 74                    | 50.61               | 36.4                    | 12.42            | 58.7                 | 100            | 0                 | P                 | V            |
| 802.11n HT20 CH 13<br>2472MHz |   | 4944              | 39.24            | -34.76            | 74                    | 56.29               | 31.26                   | 10.21            | 58.52                | 100            | 0                 | P                 | H            |
|                               |   | 7416              | 40.37            | -33.63            | 74                    | 50.2                | 36.43                   | 12.44            | 58.7                 | 100            | 0                 | P                 | H            |
|                               |   | 4944              | 41.03            | -32.97            | 74                    | 58.08               | 31.26                   | 10.21            | 58.52                | 100            | 0                 | P                 | V            |
|                               |   | 7416              | 40.5             | -33.5             | 74                    | 50.33               | 36.43                   | 12.44            | 58.7                 | 100            | 0                 | P                 | V            |
| Remark                        | 1. No other spurious found.<br>2. All results are PASS against Peak and Average limit line. |                   |                  |                   |                       |                     |                         |                  |                      |                |                   |                   |              |



Emission below 1GHz

2.4GHz WIFI 802.11n HT20 (LF)

| WIFI                            | Note   | Frequency | Level      | Over   | Limit      | Read     | Antenna  | Path   | Preamp | Ant    | Table   | Peak    | Pol.    |
|---------------------------------|--|-----------|------------|--------|------------|----------|----------|--------|--------|--------|---------|---------|---------|
| Ant.                            |  |           |            | Limit  | Line       | Level    | Factor   | Loss   | Factor | Pos    | Pos     | Avg.    |         |
| 1                               |  | ( MHz )   | ( dBμV/m ) | ( dB ) | ( dBμV/m ) | ( dBμV ) | ( dB/m ) | ( dB ) | ( dB ) | ( cm ) | ( deg ) | ( P/A ) | ( H/V ) |
| 2.4GHz<br>802.11n<br>HT20<br>LF |  | 30        | 21.52      | -18.48 | 40         | 29.14    | 24.01    | 0.75   | 32.38  | -      | -       | P       | H       |
|                                 |  | 40.8      | 21.42      | -18.58 | 40         | 34.28    | 18.64    | 0.87   | 32.37  | -      | -       | P       | H       |
|                                 |  | 159.33    | 28.38      | -15.12 | 43.5       | 42.51    | 16.4     | 1.74   | 32.27  | -      | -       | P       | H       |
|                                 |  | 551.3     | 25.76      | -20.24 | 46         | 29.5     | 25.34    | 3.11   | 32.19  | -      | -       | P       | H       |
|                                 |  | 843.2     | 32.18      | -13.82 | 46         | 31.03    | 28.89    | 3.91   | 31.65  | -      | -       | P       | H       |
|                                 |  | 953.8     | 33.7       | -12.3  | 46         | 29.66    | 30.74    | 4.16   | 30.86  | 100    | 0       | P       | H       |
|                                 |  | 40.8      | 31.87      | -8.13  | 40         | 44.73    | 18.64    | 0.87   | 32.37  | 100    | 0       | P       | V       |
|                                 |  | 73.74     | 30.96      | -9.04  | 40         | 49.69    | 12.41    | 1.21   | 32.35  | -      | -       | P       | V       |
|                                 |  | 79.41     | 29.26      | -10.74 | 40         | 47.37    | 12.98    | 1.25   | 32.34  | -      | -       | P       | V       |
|                                 |  | 573.7     | 27.61      | -18.39 | 46         | 31.04    | 25.61    | 3.16   | 32.2   | -      | -       | P       | V       |
|                                 |  | 757.8     | 30.7       | -15.3  | 46         | 31.15    | 27.87    | 3.67   | 31.99  | -      | -       | P       | V       |
|                                 | 949.6  | 34.07     | -11.93     | 46     | 30.26      | 30.55    | 4.15     | 30.89  | -      | -      | P       | V       |         |
| Remark                          | 1. No other spurious found.<br>2. All results are PASS against limit line. |           |            |        |            |          |          |        |        |        |         |         |         |



**Note symbol**

|     |  |
|-----|--|
| *   | <b>Fundamental Frequency</b> which can be ignored. However, the level of any unwanted emissions shall not exceed the level of the fundamental frequency. |
| !   | Test result is <b>over limit</b> line.   |
| P/A | <b>Peak</b> or <b>Average</b>  |
| H/V | <b>Horizontal</b> or <b>Vertical</b>   |



A calculation example for radiated spurious emission is shown as below:

| WIFI    | Note | Frequency | Level      | Over   | Limit      | Read     | Antenna  | Path   | Preamp | Ant    | Table   | Peak    | Pol.    |
|---------|------|-----------|------------|--------|------------|----------|----------|--------|--------|--------|---------|---------|---------|
| Ant.    |      |           |            | Limit  | Line       | Level    | Factor   | Loss   | Factor | Pos    | Pos     | Avg.    |         |
| 1       |      | ( MHz )   | ( dBμV/m ) | ( dB ) | ( dBμV/m ) | ( dBμV ) | ( dB/m ) | ( dB ) | ( dB ) | ( cm ) | ( deg ) | ( P/A ) | ( H/V ) |
| 802.11b |      | 2390      | 55.45      | -18.55 | 74         | 54.51    | 32.22    | 4.58   | 35.86  | 103    | 308     | P       | H       |
| CH 01   |      |           |            |        |            |          |          |        |        |        |         |         |         |
| 2412MHz |      | 2390      | 43.54      | -10.46 | 54         | 42.6     | 32.22    | 4.58   | 35.86  | 103    | 308     | A       | H       |

1. Path Loss(dB) = Cable loss(dB) + Filter loss(dB) + Attenuator loss(dB)
2. Level(dBμV/m) =  
Antenna Factor(dB/m) + Path Loss(dB) + Read Level(dBμV) - Preamp Factor(dB)
3. Over Limit(dB) = Level(dBμV/m) – Limit Line(dBμV/m)

**For Peak Limit @ 2390MHz:**

1. Level(dBμV/m)  
= Antenna Factor(dB/m) + Path Loss(dB) + Read Level(dBμV) - Preamp Factor(dB)  
= 32.22(dB/m) + 4.58(dB) + 54.51(dBμV) – 35.86 (dB)  
= 55.45 (dBμV/m)
2. Over Limit(dB)  
= Level(dBμV/m) – Limit Line(dBμV/m)  
= 55.45(dBμV/m) – 74(dBμV/m)  
= -18.55(dB)

**For Average Limit @ 2390MHz:**

1. Level(dBμV/m)  
= Antenna Factor(dB/m) + Path Loss(dB) + Read Level(dBμV) - Preamp Factor(dB)  
= 32.22(dB/m) + 4.58(dB) + 42.6(dBμV) – 35.86 (dB)  
= 43.54 (dBμV/m)
2. Over Limit(dB)  
= Level(dBμV/m) – Limit Line(dBμV/m)  
= 43.54(dBμV/m) – 54(dBμV/m)  
= -10.46(dB)

Both peak and average measured complies with the limit line, so test result is “PASS”.



## Appendix D. Radiated Spurious Emission Plots

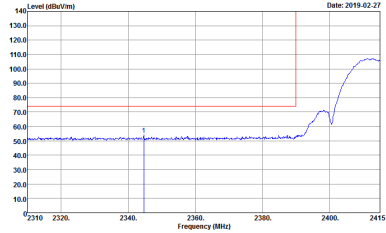
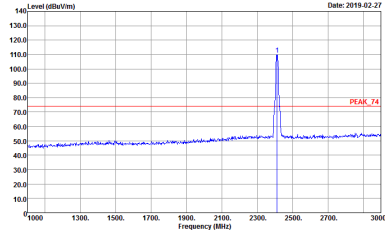
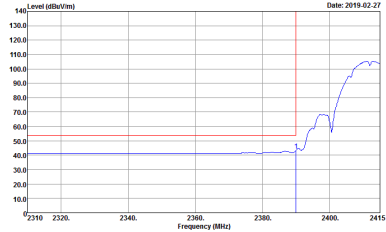
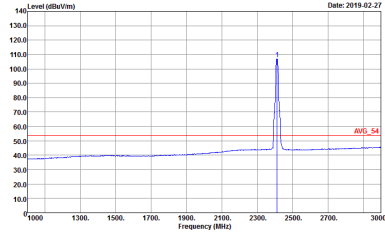
|                 |                                 |                     |         |
|-----------------|---------------------------------|---------------------|---------|
| Test Engineer : | Hao Hsu, J.C. Liang, and Ken Wu | Temperature :       | 21~26°C |
|                 |                                 | Relative Humidity : | 50~56%  |

### Note symbol

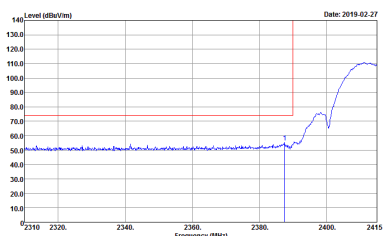
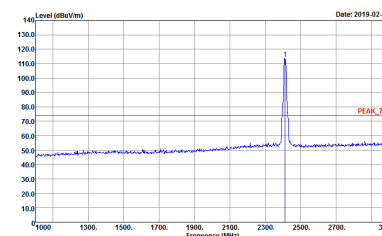
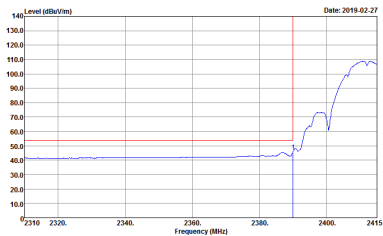
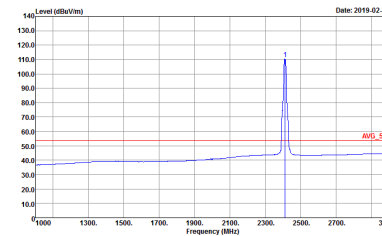
|    |                       |
|----|-----------------------|
| -L | Low channel location  |
| -R | High channel location |



2.4GHz 2400~2483.5MHz  
 WIFI 802.11b (Band Edge @ 3m)

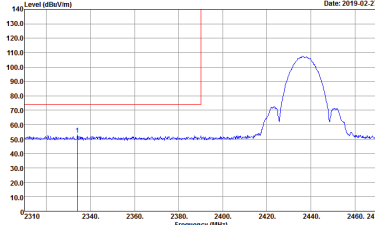
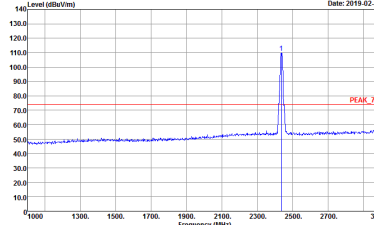
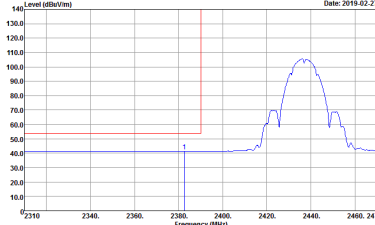
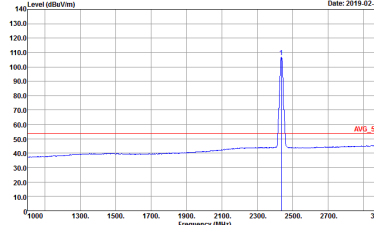
| WIFI | 2.4GHz 2400~2483.5MHz Band Edge @ 3m   |  |
|------|--|--|
| ANT  | 802.11b CH01 2412MHz   |  |
| 1    | Horizontal   | Fundamental  |
| Peak |  <p>Site : 03CH11-HY<br/>           Condition : PEAK_BE_74 3m HORN 91200-HF HORIZONTAL<br/>           Detector : Peak<br/>           Project : 892513-02</p>  |  <p>Site : 03CH11-HY<br/>           Condition : PEAK_74 3m HORN 91200-HF HORIZONTAL<br/>           Detector : Peak<br/>           Project : 892513-02</p>  |
| Avg. |  <p>Site : 03CH11-HY<br/>           Condition : AVG_BE_54 3m HORN 91200-HF HORIZONTAL<br/>           Detector : Peak<br/>           Project : 892513-02</p> |  <p>Site : 03CH11-HY<br/>           Condition : AVG_54 3m HORN 91200-HF HORIZONTAL<br/>           Detector : Peak<br/>           Project : 892513-02</p> |



| WIFI | 2.4GHz 2400~2483.5MHz Band Edge @ 3m  |   |
|------|---|---|
| ANT  | 802.11b CH01 2412MHz  |   |
| 1    | Vertical  | Fundamental   |
| Peak |  <p>Site : 03CH11-HY<br/>           Condition : PEAK_BE_74 3m HORN 91200-HF VERTICAL<br/>           RBW:1000.000KHz VBW:3000.000KHz SWT:Auto<br/>           Detector : Peak<br/>           Project : 892513-02</p> |  <p>Site : 03CH11-HY<br/>           Condition : PEAK_74 3m HORN 91200-HF VERTICAL<br/>           RBW:1000.000KHz VBW:3000.000KHz SWT:Auto<br/>           Detector : Peak<br/>           Project : 892513-02</p> |
| Avg. |  <p>Site : 03CH11-HY<br/>           Condition : AVG_BE_54 3m HORN 91200-HF VERTICAL<br/>           RBW:1000.000KHz VBW:0.010KHz SWT:Auto<br/>           Detector : Peak<br/>           Project : 892513-02</p>   |  <p>Site : 03CH11-HY<br/>           Condition : AVG_54 3m HORN 91200-HF VERTICAL<br/>           RBW:1000.000KHz VBW:0.010KHz SWT:Auto<br/>           Detector : Peak<br/>           Project : 892513-02</p>   |



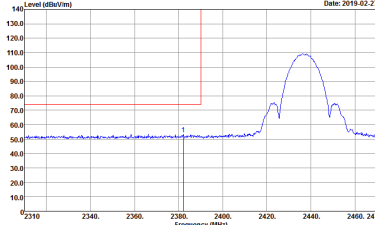
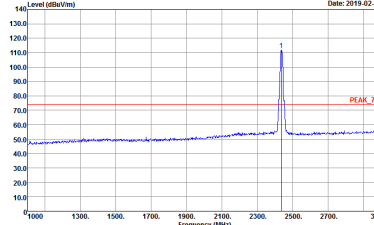
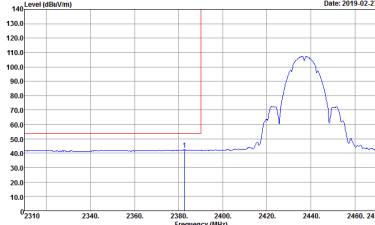
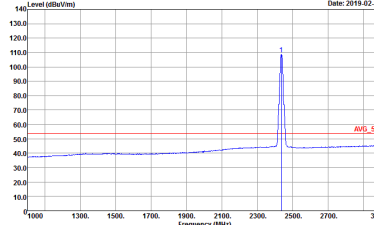


| WIFI | 2.4GHz 2400~2483.5MHz Band Edge @ 3m  |   |
|------|---|---|
| ANT  | 802.11b CH06 2437MHz - L  |   |
| 1    | Horizontal  | Fundamental   |
| Peak |  <p>Site : 03CH11-HY<br/>           Condition : PEAK_BE_74 3m HORN 91200-HF HORIZONTAL<br/>           RBW:1000.000KHz VBW:3000.000KHz SWT:Auto<br/>           Detector : Peak<br/>           Project : 892513-02</p> |  <p>Site : 03CH11-HY<br/>           Condition : PEAK_74 3m HORN 91200-HF HORIZONTAL<br/>           RBW:1000.000KHz VBW:3000.000KHz SWT:Auto<br/>           Detector : Peak<br/>           Project : 892513-02</p> |
| Avg. |  <p>Site : 03CH11-HY<br/>           Condition : AVG_BE_54 3m HORN 91200-HF HORIZONTAL<br/>           RBW:1000.000KHz VBW:0.010KHz SWT:Auto<br/>           Detector : Peak<br/>           Project : 892513-02</p>   |  <p>Site : 03CH11-HY<br/>           Condition : AVG_54 3m HORN 91200-HF HORIZONTAL<br/>           RBW:1000.000KHz VBW:0.010KHz SWT:Auto<br/>           Detector : Peak<br/>           Project : 892513-02</p>   |

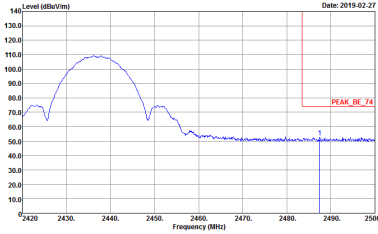
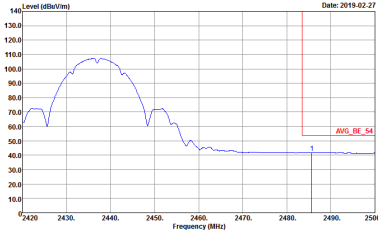


| WIFI               | 2.4GHz 2400~2483.5MHz Band Edge @ 3m |                   |
|--------------------|--------------------------------------|-------------------|
| ANT                | 802.11b CH06 2437MHz - R             |                   |
| 1                  | Horizontal                           | Fundamental       |
| <p><b>Peak</b></p> |                                      | <p>Left blank</p> |
| <p><b>Avg.</b></p> |                                      | <p>Left blank</p> |

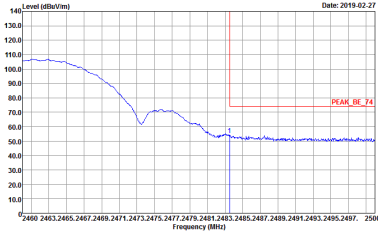
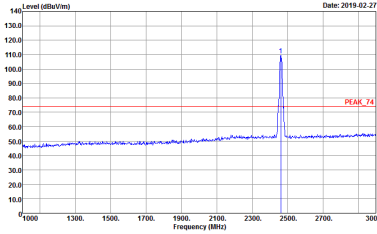
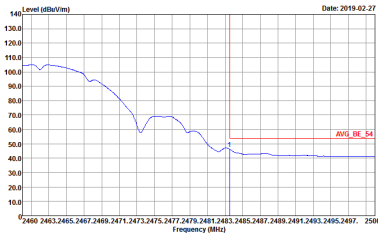
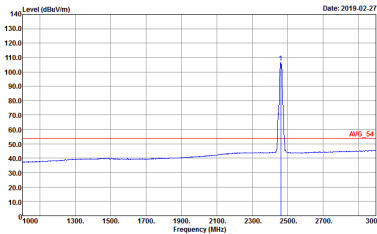


| WIFI | 2.4GHz 2400~2483.5MHz Band Edge @ 3m  |   |
|------|---|---|
| ANT  | 802.11b CH06 2437MHz - L  |   |
| 1    | Vertical  | Fundamental   |
| Peak |  <p>Site : 03CH11-HY<br/>           Condition : PEAK_BE_74 3m HORN 91200-HF VERTICAL<br/>           RBW:1000.000KHz VBW:3000.000KHz SWT:Auto<br/>           Detector : Peak<br/>           Project : 892513-02</p> |  <p>Site : 03CH11-HY<br/>           Condition : PEAK_74 3m HORN 91200-HF VERTICAL<br/>           RBW:1000.000KHz VBW:3000.000KHz SWT:Auto<br/>           Detector : Peak<br/>           Project : 892513-02</p> |
| Avg. |  <p>Site : 03CH11-HY<br/>           Condition : AVG_BE_54 3m HORN 91200-HF VERTICAL<br/>           RBW:1000.000KHz VBW:0.010KHz SWT:Auto<br/>           Detector : Peak<br/>           Project : 892513-02</p>   |  <p>Site : 03CH11-HY<br/>           Condition : AVG_54 3m HORN 91200-HF VERTICAL<br/>           RBW:1000.000KHz VBW:0.010KHz SWT:Auto<br/>           Detector : Peak<br/>           Project : 892513-02</p>   |

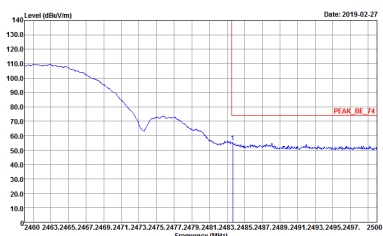
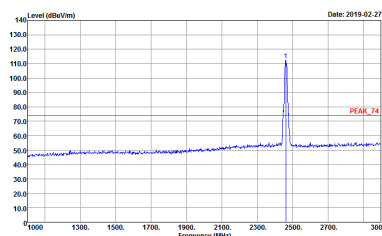
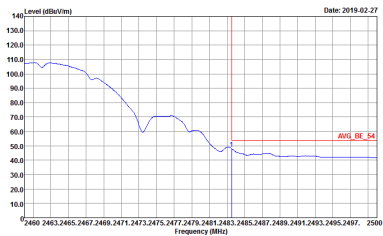
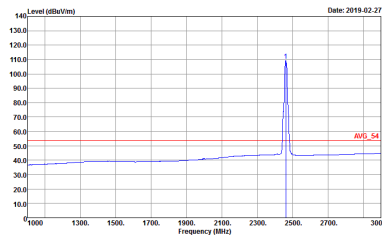


| WIFI               | 2.4GHz 2400~2483.5MHz Band Edge @ 3m  |                   |
|--------------------|---|-------------------|
| ANT                | 802.11b CH06 2437MHz - R  |                   |
| 1                  | Vertical  | Fundamental       |
| <p><b>Peak</b></p> |  <p>Site : 03CH11-HY<br/>           Condition : PEAK_BE_74 3m HORN 91200-HF VERTICAL<br/>           RBW:1000.000KHz VBW:3000.000KHz SWF:Auto<br/>           Detector : Peak<br/>           Project : 892513-02</p> | <p>Left blank</p> |
| <p><b>Avg.</b></p> |  <p>Site : 03CH11-HY<br/>           Condition : AVG_BE_54 3m HORN 91200-HF VERTICAL<br/>           RBW:1000.000KHz VBW:0.010KHz SWF:Auto<br/>           Detector : Peak<br/>           Project : 892513-02</p>   | <p>Left blank</p> |

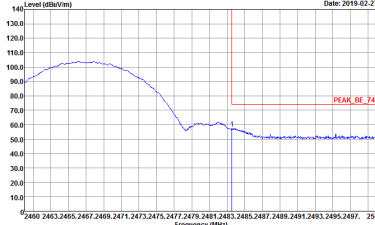
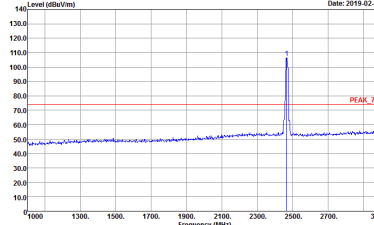
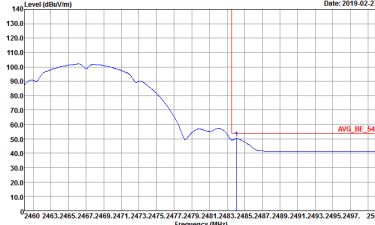
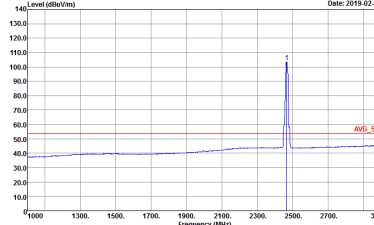


| WIFI | 2.4GHz 2400~2483.5MHz Band Edge @ 3m  |   |
|------|---|---|
| ANT  | 802.11b CH11 2462MHz  |   |
| 1    | Horizontal  | Fundamental   |
| Peak |  <p>Site : 03CH11-HY<br/>           Condition : PEAK_BE_74 3m HORN 91200-HF HORIZONTAL<br/>           RBW:1000.000KHz VBW:3000.000KHz SWT:Auto<br/>           Detector : Peak<br/>           Project : 892513-02</p> |  <p>Site : 03CH11-HY<br/>           Condition : PEAK_74 3m HORN 91200-HF HORIZONTAL<br/>           RBW:1000.000KHz VBW:3000.000KHz SWT:Auto<br/>           Detector : Peak<br/>           Project : 892513-02</p> |
| Avg. |  <p>Site : 03CH11-HY<br/>           Condition : AVG_BE_54 3m HORN 91200-HF HORIZONTAL<br/>           RBW:1000.000KHz VBW:0.010KHz SWT:Auto<br/>           Detector : Peak<br/>           Project : 892513-02</p>   |  <p>Site : 03CH11-HY<br/>           Condition : AVG_54 3m HORN 91200-HF HORIZONTAL<br/>           RBW:1000.000KHz VBW:0.010KHz SWT:Auto<br/>           Detector : Peak<br/>           Project : 892513-02</p>   |

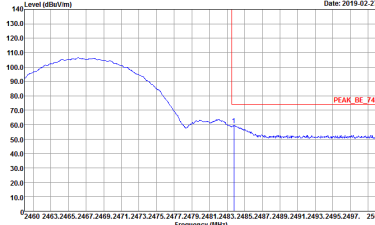
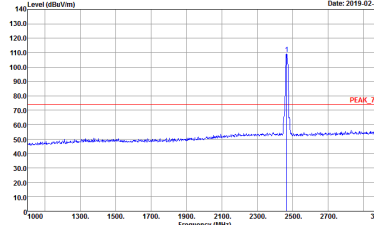
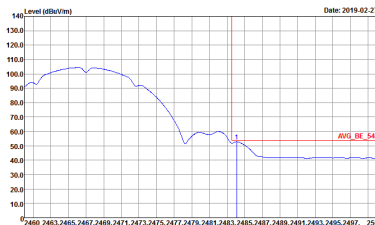
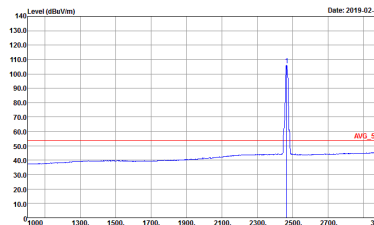


| WIFI | 2.4GHz 2400~2483.5MHz Band Edge @ 3m  |   |
|------|---|---|
| ANT  | 802.11b CH11 2462MHz  |   |
| 1    | Vertical  | Fundamental   |
| Peak |  <p>Site : 03CH11-HY<br/>           Condition : PEAK_BE_74 3m HORN 91200-HF VERTICAL<br/>           RBW:1000.000KHz VBW:3000.000KHz SWT:Auto<br/>           Detector : Peak<br/>           Project : 892513-02</p> |  <p>Site : 03CH11-HY<br/>           Condition : PEAK_74 3m HORN 91200-HF VERTICAL<br/>           RBW:1000.000KHz VBW:3000.000KHz SWT:Auto<br/>           Detector : Peak<br/>           Project : 892513-02</p> |
| Avg. |  <p>Site : 03CH11-HY<br/>           Condition : AVG_BE_54 3m HORN 91200-HF VERTICAL<br/>           RBW:1000.000KHz VBW:0.010KHz SWT:Auto<br/>           Detector : Peak<br/>           Project : 892513-02</p>   |  <p>Site : 03CH11-HY<br/>           Condition : AVG_54 3m HORN 91200-HF VERTICAL<br/>           RBW:1000.000KHz VBW:0.010KHz SWT:Auto<br/>           Detector : Peak<br/>           Project : 892513-02</p>   |



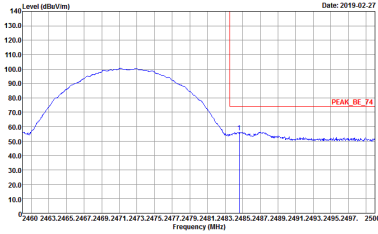
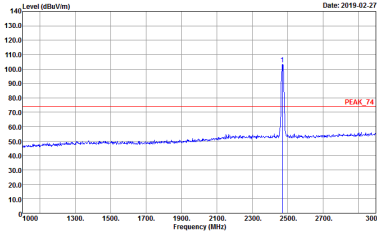
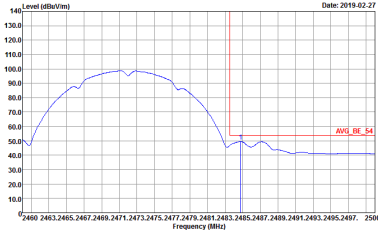
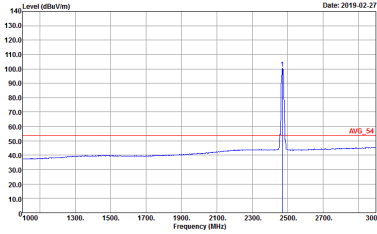
| WIFI | 2.4GHz 2400~2483.5MHz Band Edge @ 3m  |   |
|------|---|---|
| ANT  | 802.11b CH12 2467MHz  |   |
| 1    | Horizontal  | Fundamental   |
| Peak |  <p>Site : 03CH11-HY<br/>           Condition : PEAK_BE_74 3m HORN 91200-HF HORIZONTAL<br/>           RBW:1000.000KHz VBW:3000.000KHz SWT:Auto<br/>           Detector : Peak<br/>           Project : 892513-02<br/>           Setting : 18</p> |  <p>Site : 03CH11-HY<br/>           Condition : PEAK_74 3m HORN 91200-HF HORIZONTAL<br/>           RBW:1000.000KHz VBW:3000.000KHz SWT:Auto<br/>           Detector : Peak<br/>           Project : 892513-02<br/>           Setting : 18</p> |
| Avg. |  <p>Site : 03CH11-HY<br/>           Condition : AVG_BE_54 3m HORN 91200-HF HORIZONTAL<br/>           RBW:1000.000KHz VBW:0.010KHz SWT:Auto<br/>           Detector : Peak<br/>           Project : 892513-02<br/>           Setting : 18</p>   |  <p>Site : 03CH11-HY<br/>           Condition : AVG_54 3m HORN 91200-HF HORIZONTAL<br/>           RBW:1000.000KHz VBW:0.010KHz SWT:Auto<br/>           Detector : Peak<br/>           Project : 892513-02<br/>           Setting : 18</p>   |



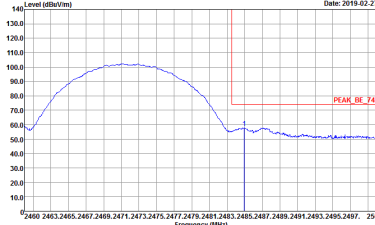
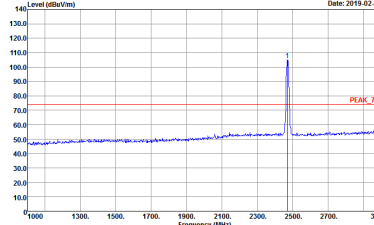
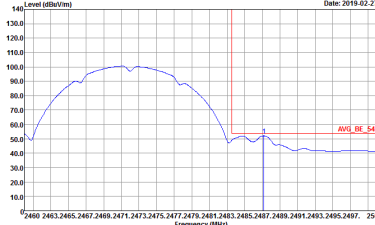
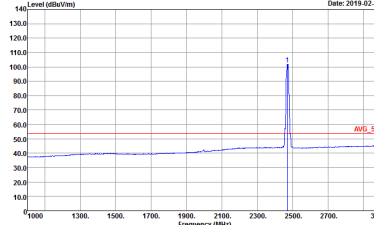
| WIFI | 2.4GHz 2400~2483.5MHz Band Edge @ 3m  |  |
|------|---|--|
| ANT  | 802.11b CH12 2467MHz  |  |
| 1    | Vertical  | Fundamental  |
| Peak |  <p>Level (dBuV/m) vs Frequency (MHz) plot showing a peak at 2467 MHz. The y-axis ranges from 10.0 to 140.0 dBuV/m, and the x-axis ranges from 2460 to 2500 MHz. A red horizontal line indicates the peak level at approximately 75 dBuV/m.</p> <p>Site : 03CH11-HY<br/>           Condition : PEAK_BE_74 3m HORN 91200-HF VERTICAL<br/>           RBW:1000.000KHz VBW:3000.000KHz SWT:Auto<br/>           Detector : Peak<br/>           Project : 892513-02<br/>           Setting : 18</p>    |  <p>Level (dBuV/m) vs Frequency (MHz) plot showing a sharp peak at 2467 MHz. The y-axis ranges from 10.0 to 140.0 dBuV/m, and the x-axis ranges from 1000 to 3000 MHz. A red horizontal line indicates the peak level at approximately 75 dBuV/m.</p> <p>Site : 03CH11-HY<br/>           Condition : PEAK_74 3m HORN 91200-HF VERTICAL<br/>           RBW:1000.000KHz VBW:3000.000KHz SWT:Auto<br/>           Detector : Peak<br/>           Project : 892513-02<br/>           Setting : 18</p> |
| Avg. |  <p>Level (dBuV/m) vs Frequency (MHz) plot showing the average spectrum. The y-axis ranges from 10.0 to 140.0 dBuV/m, and the x-axis ranges from 2460 to 2500 MHz. A red horizontal line indicates the average level at approximately 54 dBuV/m.</p> <p>Site : 03CH11-HY<br/>           Condition : AVG_BE_54 3m HORN 91200-HF VERTICAL<br/>           RBW:1000.000KHz VBW:0.010KHz SWT:Auto<br/>           Detector : Peak<br/>           Project : 892513-02<br/>           Setting : 18</p> |  <p>Level (dBuV/m) vs Frequency (MHz) plot showing the average spectrum. The y-axis ranges from 10.0 to 140.0 dBuV/m, and the x-axis ranges from 1000 to 3000 MHz. A red horizontal line indicates the average level at approximately 54 dBuV/m.</p> <p>Site : 03CH11-HY<br/>           Condition : AVG_54 3m HORN 91200-HF VERTICAL<br/>           RBW:1000.000KHz VBW:0.010KHz SWT:Auto<br/>           Detector : Peak<br/>           Project : 892513-02<br/>           Setting : 18</p>    |





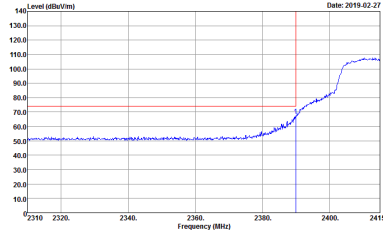
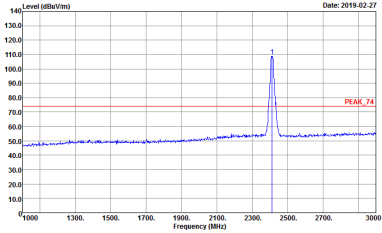
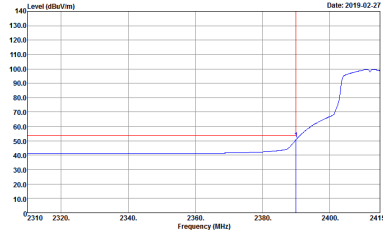
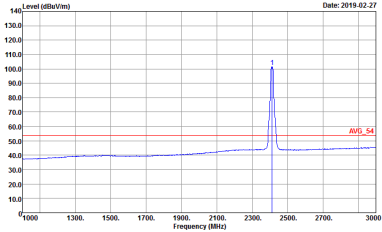
| WIFI | 2.4GHz 2400~2483.5MHz Band Edge @ 3m   |  |
|------|--|--|
| ANT  | 802.11b CH13 2472MHz   |  |
| 1    | Horizontal   | Fundamental  |
| Peak |  <p>Site : 03CH11-HY<br/>           Condition : PEAK_BE_74 3m HORN 91200-HF HORIZONTAL<br/>           Detector : Peak<br/>           Project : 892513-02<br/>           Setting : 15</p>  |  <p>Site : 03CH11-HY<br/>           Condition : PEAK_74 3m HORN 91200-HF HORIZONTAL<br/>           Detector : Peak<br/>           Project : 892513-02<br/>           Setting : 15</p>  |
| Avg. |  <p>Site : 03CH11-HY<br/>           Condition : AVG_BE_54 3m HORN 91200-HF HORIZONTAL<br/>           Detector : Peak<br/>           Project : 892513-02<br/>           Setting : 15</p> |  <p>Site : 03CH11-HY<br/>           Condition : AVG_54 3m HORN 91200-HF HORIZONTAL<br/>           Detector : Peak<br/>           Project : 892513-02<br/>           Setting : 15</p> |



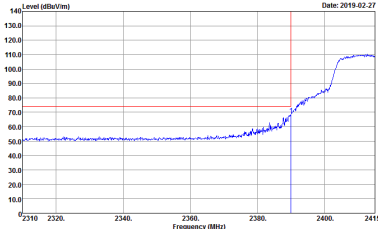
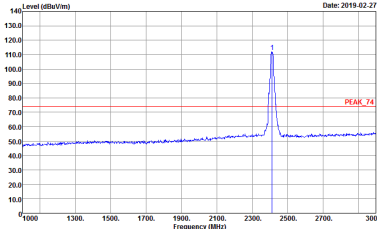
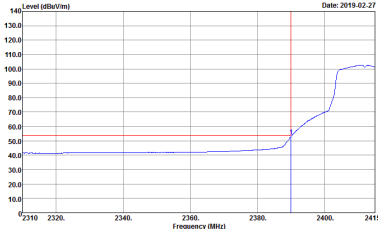
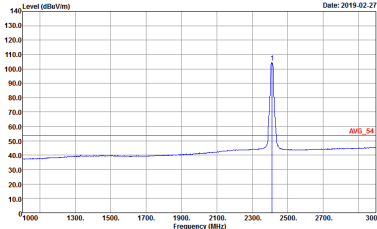
| WIFI | 2.4GHz 2400~2483.5MHz Band Edge @ 3m   |  |
|------|--|--|
| ANT  | 802.11b CH13 2472MHz   |  |
| 1    | Vertical   | Fundamental  |
| Peak |  <p>Site : 03CH11-HY<br/>           Condition : PEAK_BE_74 3m HORN 91200-HF VERTICAL<br/>           Detector : Peak<br/>           Project : 892513-02<br/>           Setting : 15</p>  |  <p>Site : 03CH11-HY<br/>           Condition : PEAK_74 3m HORN 91200-HF VERTICAL<br/>           Detector : Peak<br/>           Project : 892513-02<br/>           Setting : 15</p>  |
| Avg. |  <p>Site : 03CH11-HY<br/>           Condition : AVG_BE_54 3m HORN 91200-HF VERTICAL<br/>           Detector : Peak<br/>           Project : 892513-02<br/>           Setting : 15</p> |  <p>Site : 03CH11-HY<br/>           Condition : AVG_54 3m HORN 91200-HF VERTICAL<br/>           Detector : Peak<br/>           Project : 892513-02<br/>           Setting : 15</p> |



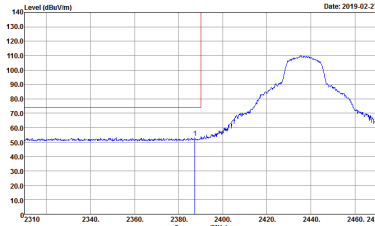
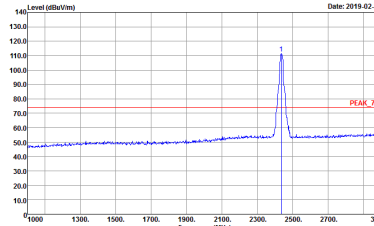
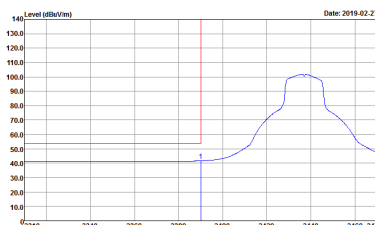
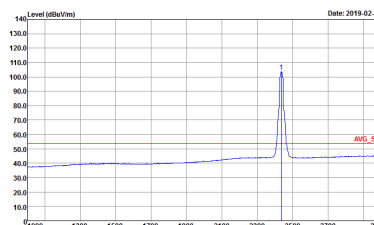
2.4GHz 2400~2483.5MHz  
 WIFI 802.11g (Band Edge @ 3m)

| WIFI        | 2.4GHz 2400~2483.5MHz Band Edge @ 3m   |  |
|-------------|--|--|
| ANT         | 802.11g CH01 2412MHz   |  |
| 1           | Horizontal   | Fundamental  |
| <b>Peak</b> |  <p>Site : 03CH11-HY<br/>           Condition : PEAK_BE_74 3m HORN 91200-HF HORIZONTAL<br/>           Detector : Peak<br/>           Project : 892513-02<br/>           Setting : 17</p>  |  <p>Site : 03CH11-HY<br/>           Condition : PEAK_74 3m HORN 91200-HF HORIZONTAL<br/>           Detector : Peak<br/>           Project : 892513-02<br/>           Setting : 17</p>  |
| <b>Avg.</b> |  <p>Site : 03CH11-HY<br/>           Condition : AVG_BE_54 3m HORN 91200-HF HORIZONTAL<br/>           Detector : Peak<br/>           Project : 892513-02<br/>           Setting : 17</p> |  <p>Site : 03CH11-HY<br/>           Condition : AVG_54 3m HORN 91200-HF HORIZONTAL<br/>           Detector : Peak<br/>           Project : 892513-02<br/>           Setting : 17</p> |

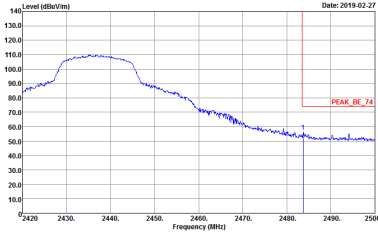
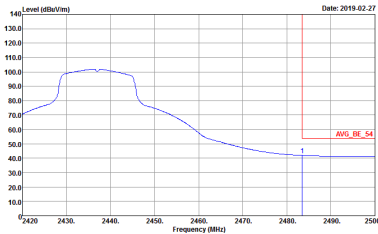


| WIFI | 2.4GHz 2400~2483.5MHz Band Edge @ 3m  |   |
|------|---|---|
| ANT  | 802.11g CH01 2412MHz  |   |
| 1    | Vertical  | Fundamental   |
| Peak |  <p>Date: 2019-02-27</p> <p>Site : 03CH11-HY<br/>           Condition : PEAK_BE_74 3m HORN 91200-HF VERTICAL<br/>           RBW:1000.000KHz VBW:3000.000KHz SWT:Auto<br/>           Detector : Peak<br/>           Project : 892513-02<br/>           Setting : 17</p> |  <p>Date: 2019-02-27</p> <p>Site : 03CH11-HY<br/>           Condition : PEAK_74 3m HORN 91200-HF VERTICAL<br/>           RBW:1000.000KHz VBW:3000.000KHz SWT:Auto<br/>           Detector : Peak<br/>           Project : 892513-02<br/>           Setting : 17</p> |
| Avg. |  <p>Date: 2019-02-27</p> <p>Site : 03CH11-HY<br/>           Condition : AVG_BE_54 3m HORN 91200-HF VERTICAL<br/>           RBW:1000.000KHz VBW:0.010KHz SWT:Auto<br/>           Detector : Peak<br/>           Project : 892513-02<br/>           Setting : 17</p>   |  <p>Date: 2019-02-27</p> <p>Site : 03CH11-HY<br/>           Condition : AVG_54 3m HORN 91200-HF VERTICAL<br/>           RBW:1000.000KHz VBW:0.010KHz SWT:Auto<br/>           Detector : Peak<br/>           Project : 892513-02<br/>           Setting : 17</p>   |

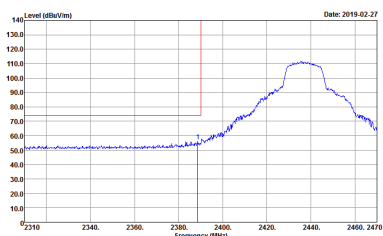
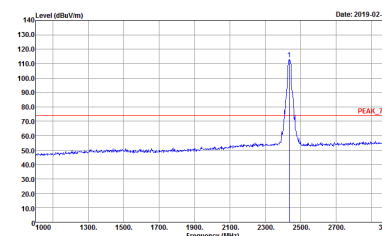
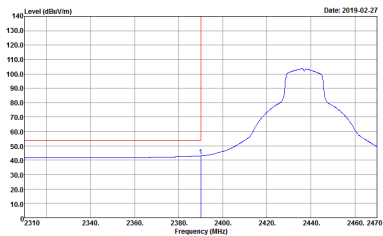
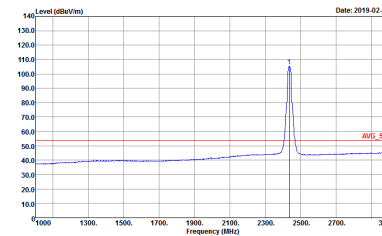


| WIFI | 2.4GHz 2400~2483.5MHz Band Edge @ 3m  |   |
|------|---|---|
| ANT  | 802.11g CH06 2437MHz - L  |   |
| 1    | Horizontal  | Fundamental   |
| Peak |  <p>Date: 2019-02-27</p> <p>Site : 03CH11-HY<br/>           Condition : PEAK_BE_74 3m HORN 91200-HF HORIZONTAL<br/>           RBW:1000.000KHz VBW:3000.000KHz SWT:Auto<br/>           Detector : Peak<br/>           Project : 892513-02</p> |  <p>Date: 2019-02-27</p> <p>Site : 03CH11-HY<br/>           Condition : PEAK_74 3m HORN 91200-HF HORIZONTAL<br/>           RBW:1000.000KHz VBW:3000.000KHz SWT:Auto<br/>           Detector : Peak<br/>           Project : 892513-02</p> |
| Avg. |  <p>Date: 2019-02-27</p> <p>Site : 03CH11-HY<br/>           Condition : AVG_BE_54 3m HORN 91200-HF HORIZONTAL<br/>           RBW:1000.000KHz VBW:0.010KHz SWT:Auto<br/>           Detector : Peak<br/>           Project : 892513-02</p>   |  <p>Date: 2019-02-27</p> <p>Site : 03CH11-HY<br/>           Condition : AVG_54 3m HORN 91200-HF HORIZONTAL<br/>           RBW:1000.000KHz VBW:0.010KHz SWT:Auto<br/>           Detector : Peak<br/>           Project : 892513-02</p>   |

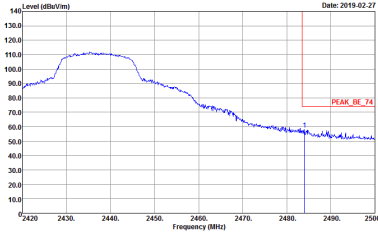
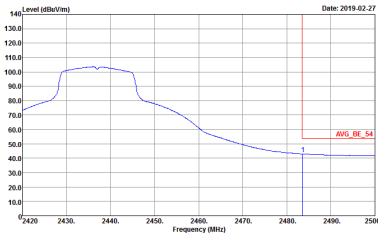


| WIFI               | 2.4GHz 2400~2483.5MHz Band Edge @ 3m  |                   |
|--------------------|---|-------------------|
| ANT                | 802.11g CH06 2437MHz - R  |                   |
| 1                  | Horizontal  | Fundamental       |
| <p><b>Peak</b></p> |  <p>Site : 03CH11-HY<br/>           Condition : PEAK_BE_74 3m HORN 91200-HF HORIZONTAL<br/>           RBW:1000.000kHz VBW:3000.000kHz SWF:Auto<br/>           Detector : Peak<br/>           Project : 892513-02</p> | <p>Left blank</p> |
| <p><b>Avg.</b></p> |  <p>Site : 03CH11-HY<br/>           Condition : AVG_BE_54 3m HORN 91200-HF HORIZONTAL<br/>           RBW:1000.000kHz VBW:0.010kHz SWF:Auto<br/>           Detector : Peak<br/>           Project : 892513-02</p>   | <p>Left blank</p> |



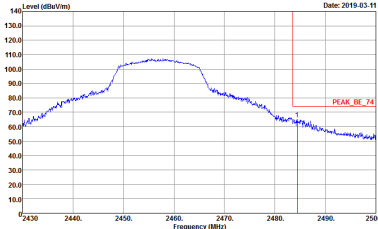
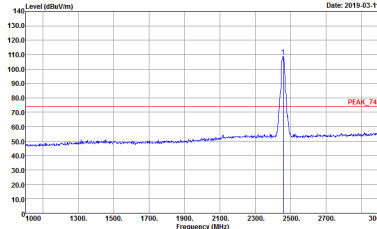
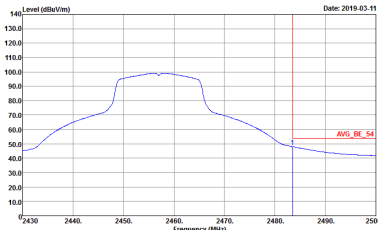
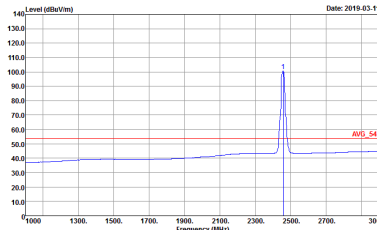
| WIFI        | 2.4GHz 2400~2483.5MHz Band Edge @ 3m  |   |
|-------------|---|---|
| ANT         | 802.11g CH06 2437MHz - L  |   |
| 1           | Vertical  | Fundamental   |
| <b>Peak</b> |  <p>Site : 03CH11-HY<br/>           Condition : PEAK_BE_74 3m HORN 91200-HF VERTICAL<br/>           RBW:1000.000KHz VBW:3000.000KHz SWT:Auto<br/>           Detector : Peak<br/>           Project : 892513-02</p> |  <p>Site : 03CH11-HY<br/>           Condition : PEAK_74 3m HORN 91200-HF VERTICAL<br/>           RBW:1000.000KHz VBW:3000.000KHz SWT:Auto<br/>           Detector : Peak<br/>           Project : 892513-02</p> |
| <b>Avg.</b> |  <p>Site : 03CH11-HY<br/>           Condition : AVG_BE_54 3m HORN 91200-HF VERTICAL<br/>           RBW:1000.000KHz VBW:0.010KHz SWT:Auto<br/>           Detector : Peak<br/>           Project : 892513-02</p>   |  <p>Site : 03CH11-HY<br/>           Condition : AVG_54 3m HORN 91200-HF VERTICAL<br/>           RBW:1000.000KHz VBW:0.010KHz SWT:Auto<br/>           Detector : Peak<br/>           Project : 892513-02</p>   |



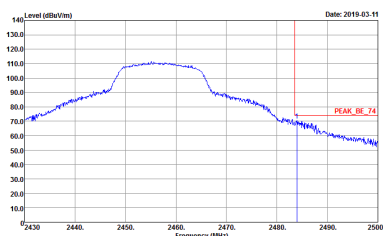
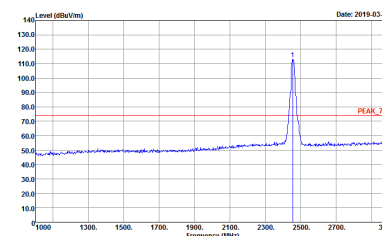
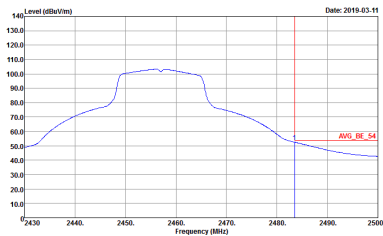
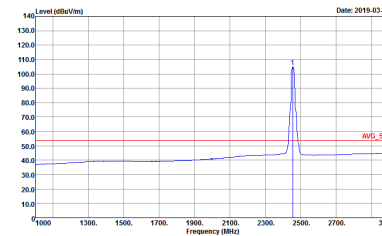
| WIFI | 2.4GHz 2400~2483.5MHz Band Edge @ 3m  |             |
|------|---|-------------|
| ANT  | 802.11g CH06 2437MHz - R  |             |
| 1    | Vertical  | Fundamental |
| Peak |  <p>Date: 2019-02-27</p> <p>Site : 03CH11-HY<br/> Condition : PEAK_BE_74 3m HORN 91200-HF VERTICAL<br/> RBW:1000.000kHz VBW:3000.000kHz SWF:Auto<br/> Detector : Peak<br/> Project : 892513-02</p> | Left Blank  |
| Avg. |  <p>Date: 2019-02-27</p> <p>Site : 03CH11-HY<br/> Condition : AVG_BE_54 3m HORN 91200-HF VERTICAL<br/> RBW:1000.000kHz VBW:0.010kHz SWF:Auto<br/> Detector : Peak<br/> Project : 892513-02</p>   | Left Blank  |



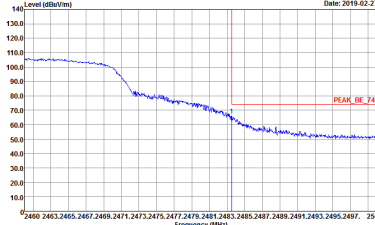
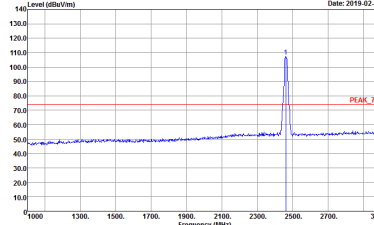
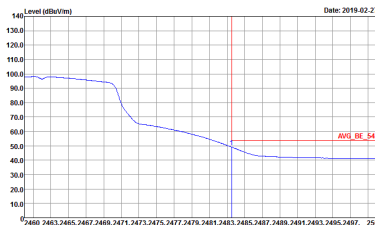
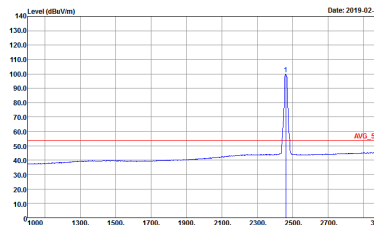


| WIFI | 2.4GHz 2400~2483.5MHz Band Edge @ 3m   |  |
|------|--|--|
| ANT  | 802.11g CH10 2457MHz   |  |
| 1    | Horizontal   | Fundamental  |
| Peak |  <p>Site : 03CH11-HY<br/>           Condition : PEAK_BE_74 3m HORN 91200-HF HORIZONTAL<br/>           Detector : Peak<br/>           Project : 892513-02<br/>           Setting : 20</p>  |  <p>Site : 03CH11-HY<br/>           Condition : PEAK_74 3m HORN 91200-HF HORIZONTAL<br/>           Detector : Peak<br/>           Project : 892513-02<br/>           Setting : 20</p>  |
| Avg. |  <p>Site : 03CH11-HY<br/>           Condition : AVG_BE_54 3m HORN 91200-HF HORIZONTAL<br/>           Detector : Peak<br/>           Project : 892513-02<br/>           Setting : 20</p> |  <p>Site : 03CH11-HY<br/>           Condition : AVG_54 3m HORN 91200-HF HORIZONTAL<br/>           Detector : Peak<br/>           Project : 892513-02<br/>           Setting : 20</p> |

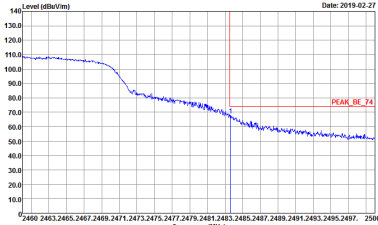
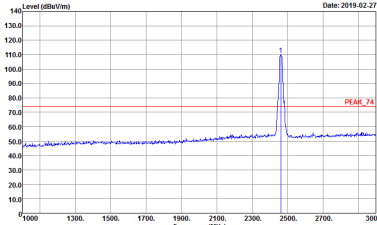
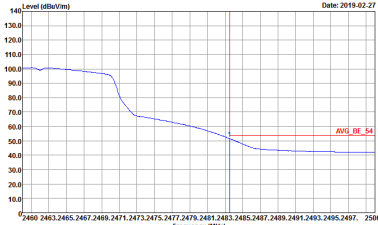
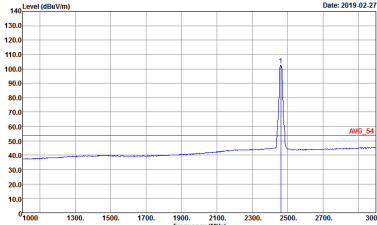


| WIFI | 2.4GHz 2400~2483.5MHz Band Edge @ 3m  |   |
|------|---|---|
| ANT  | 802.11g CH10 2457MHz  |   |
| 1    | Vertical  | Fundamental   |
| Peak |  <p>Site : 03CH11-HY<br/>           Condition : PEAK_BE_74 3m HORN 91200-HF VERTICAL<br/>           RBW:1000.000KHz VBW:3000.000KHz SWT:Auto<br/>           Detector : Peak<br/>           Project : 892513-02<br/>           Setting : 20</p> |  <p>Site : 03CH11-HY<br/>           Condition : PEAK_74 3m HORN 91200-HF VERTICAL<br/>           RBW:1000.000KHz VBW:3000.000KHz SWT:Auto<br/>           Detector : Peak<br/>           Project : 892513-02<br/>           Setting : 20</p> |
| Avg. |  <p>Site : 03CH11-HY<br/>           Condition : AVG_BE_54 3m HORN 91200-HF VERTICAL<br/>           RBW:1000.000KHz VBW:0.010KHz SWT:Auto<br/>           Detector : Peak<br/>           Project : 892513-02<br/>           Setting : 20</p>   |  <p>Site : 03CH11-HY<br/>           Condition : AVG_54 3m HORN 91200-HF VERTICAL<br/>           RBW:1000.000KHz VBW:0.010KHz SWT:Auto<br/>           Detector : Peak<br/>           Project : 892513-02<br/>           Setting : 20</p>   |

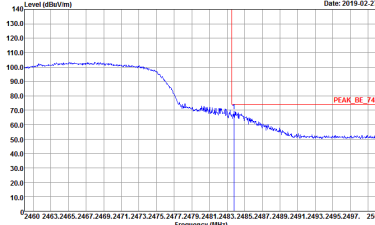
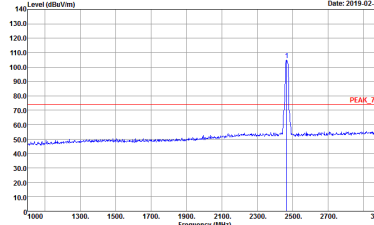
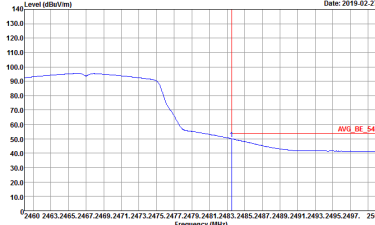
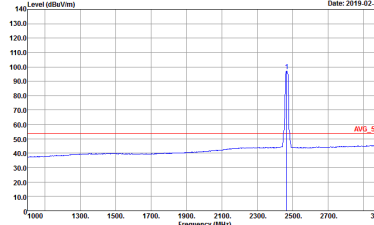


| IFI  | 2.4GHz 2400~2483.5MHz Band Edge @ 3m  |   |
|------|---|---|
| ANT  | 802.11g CH11 2462MHz  |   |
| 1    | Horizontal  | Fundamental   |
| Peak |  <p>Site : 03CH11-HY<br/>           Condition : PEAK_BE_74 3m HORN 91200-HF HORIZONTAL<br/>           RBW:1000.000KHz VBW:3000.000KHz SWT:Auto<br/>           Detector : Peak<br/>           Project : 892513-02<br/>           Setting : 16.5</p> |  <p>Site : 03CH11-HY<br/>           Condition : PEAK_74 3m HORN 91200-HF HORIZONTAL<br/>           RBW:1000.000KHz VBW:3000.000KHz SWT:Auto<br/>           Detector : Peak<br/>           Project : 892513-02<br/>           Setting : 16.5</p> |
| Avg. |  <p>Site : 03CH11-HY<br/>           Condition : AVG_BE_54 3m HORN 91200-HF HORIZONTAL<br/>           RBW:1000.000KHz VBW:0.010KHz SWT:Auto<br/>           Detector : Peak<br/>           Project : 892513-02<br/>           Setting : 16.5</p>   |  <p>Site : 03CH11-HY<br/>           Condition : AVG_54 3m HORN 91200-HF HORIZONTAL<br/>           RBW:1000.000KHz VBW:0.010KHz SWT:Auto<br/>           Detector : Peak<br/>           Project : 892513-02<br/>           Setting : 16.5</p>   |

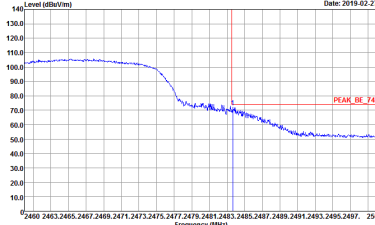
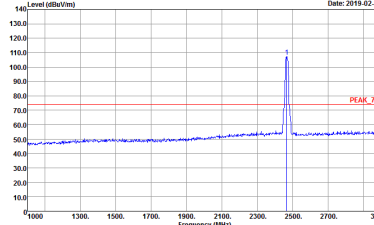
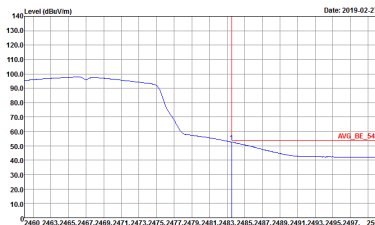
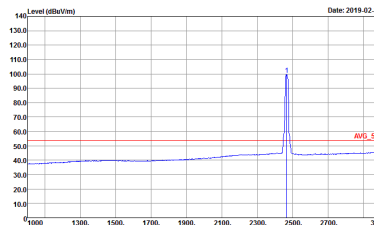


| WIFI | 2.4GHz 2400~2483.5MHz Band Edge @ 3m   |  |
|------|--|--|
| ANT  | 802.11g CH11 2462MHz   |  |
| 1    | Vertical   | Fundamental  |
| Peak |  <p>Site : 03CH11-HY<br/>           Condition : PEAK_BE_74 3m HORN 91200-HF VERTICAL<br/>           Detector : Peak<br/>           Project : 892513-02<br/>           Setting : 16.5</p>  |  <p>Site : 03CH11-HY<br/>           Condition : PEAK_74 3m HORN 91200-HF VERTICAL<br/>           Detector : Peak<br/>           Project : 892513-02<br/>           Setting : 16.5</p>  |
| Avg. |  <p>Site : 03CH11-HY<br/>           Condition : AVG_BE_54 3m HORN 91200-HF VERTICAL<br/>           Detector : Peak<br/>           Project : 892513-02<br/>           Setting : 16.5</p> |  <p>Site : 03CH11-HY<br/>           Condition : AVG_54 3m HORN 91200-HF VERTICAL<br/>           Detector : Peak<br/>           Project : 892513-02<br/>           Setting : 16.5</p> |

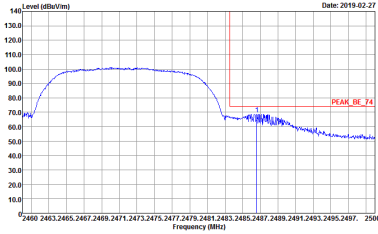
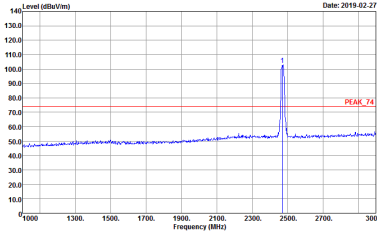
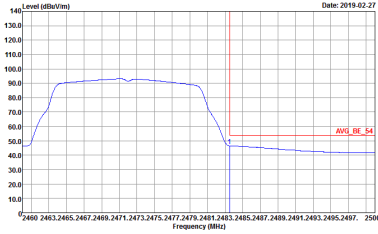
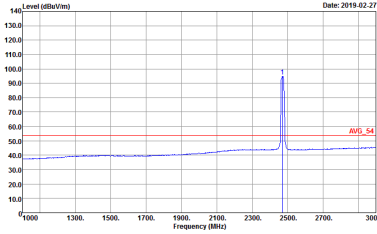


| WIFI               | 2.4GHz 2400~2483.5MHz Band Edge @ 3m  |   |
|--------------------|---|---|
| ANT                | 802.11g CH12 2467MHz  |   |
| 1                  | Horizontal  | Fundamental   |
| <p><b>Peak</b></p> |  <p>Site : 03CH11-HY<br/>           Condition : PEAK_BE_74 3m HORN 91200-HF HORIZONTAL<br/>           RBW:1000.000KHz VBW:3000.000KHz SWT:Auto<br/>           Detector : Peak<br/>           Project : 892513-02<br/>           Setting : 14</p> |  <p>Site : 03CH11-HY<br/>           Condition : PEAK_74 3m HORN 91200-HF HORIZONTAL<br/>           RBW:1000.000KHz VBW:3000.000KHz SWT:Auto<br/>           Detector : Peak<br/>           Project : 892513-02<br/>           Setting : 14</p> |
| <p><b>Avg.</b></p> |  <p>Site : 03CH11-HY<br/>           Condition : AVG_BE_54 3m HORN 91200-HF HORIZONTAL<br/>           RBW:1000.000KHz VBW:0.010KHz SWT:Auto<br/>           Detector : Peak<br/>           Project : 892513-02<br/>           Setting : 14</p>   |  <p>Site : 03CH11-HY<br/>           Condition : AVG_54 3m HORN 91200-HF HORIZONTAL<br/>           RBW:1000.000KHz VBW:0.010KHz SWT:Auto<br/>           Detector : Peak<br/>           Project : 892513-02<br/>           Setting : 14</p>   |

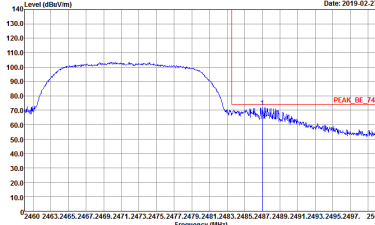
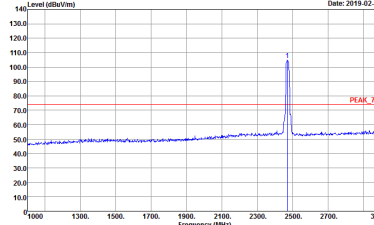
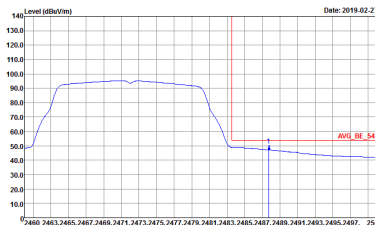
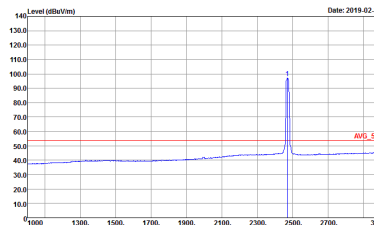


| WIFI | 2.4GHz 2400~2483.5MHz Band Edge @ 3m  |   |
|------|---|---|
| ANT  | 802.11g CH12 2467MHz  |   |
| 1    | Vertical  | Fundamental   |
| Peak |  <p>Site : 03CH11-HY<br/>           Condition : PEAK_BE_74 3m HORN 91200-HF VERTICAL<br/>           RBW:1000.000KHz VBW:3000.000KHz SWT:Auto<br/>           Detector : Peak<br/>           Project : 892513-02<br/>           Setting : 14</p> |  <p>Site : 03CH11-HY<br/>           Condition : PEAK_74 3m HORN 91200-HF VERTICAL<br/>           RBW:1000.000KHz VBW:3000.000KHz SWT:Auto<br/>           Detector : Peak<br/>           Project : 892513-02<br/>           Setting : 14</p> |
| Avg. |  <p>Site : 03CH11-HY<br/>           Condition : AVG_BE_54 3m HORN 91200-HF VERTICAL<br/>           RBW:1000.000KHz VBW:0.010KHz SWT:Auto<br/>           Detector : Peak<br/>           Project : 892513-02<br/>           Setting : 14</p>   |  <p>Site : 03CH11-HY<br/>           Condition : AVG_54 3m HORN 91200-HF VERTICAL<br/>           RBW:1000.000KHz VBW:0.010KHz SWT:Auto<br/>           Detector : Peak<br/>           Project : 892513-02<br/>           Setting : 14</p>   |



| WIFI | 2.4GHz 2400~2483.5MHz Band Edge @ 3m   |  |
|------|--|--|
| ANT  | 802.11g CH13 2472MHz   |  |
| 1    | Horizontal   | Fundamental  |
| Peak |  <p>Site : 03CH11-HY<br/>           Condition : PEAK_BE_74 3m HORN 91200-HF HORIZONTAL<br/>           Detector : Peak<br/>           Project : 892513-02<br/>           Setting : 12</p>  |  <p>Site : 03CH11-HY<br/>           Condition : PEAK_74 3m HORN 91200-HF HORIZONTAL<br/>           Detector : Peak<br/>           Project : 892513-02<br/>           Setting : 12</p>  |
| Avg. |  <p>Site : 03CH11-HY<br/>           Condition : AVG_BE_54 3m HORN 91200-HF HORIZONTAL<br/>           Detector : Peak<br/>           Project : 892513-02<br/>           Setting : 12</p> |  <p>Site : 03CH11-HY<br/>           Condition : AVG_54 3m HORN 91200-HF HORIZONTAL<br/>           Detector : Peak<br/>           Project : 892513-02<br/>           Setting : 12</p> |

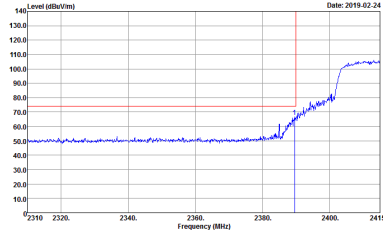
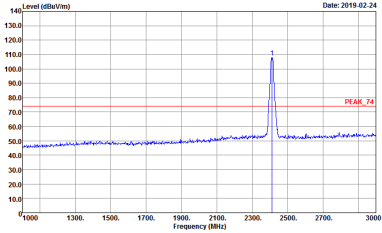
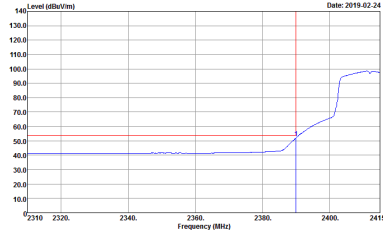
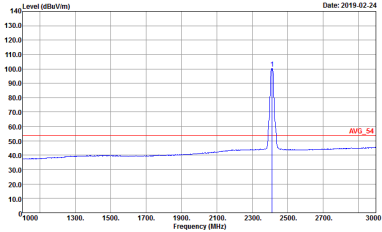


| WIFI | 2.4GHz 2400~2483.5MHz Band Edge @ 3m  |   |
|------|---|---|
| ANT  | 802.11g CH13 2472MHz  |   |
| 1    | Vertical  | Fundamental   |
| Peak |  <p>Date: 2019-02-27</p> <p>Site : 03CH11-HY<br/>           Condition : PEAK_BE_74 3m HORN 91200-HF VERTICAL<br/>           RBW:1000.000KHz VBW:3000.000KHz SWT:Auto<br/>           Detector : Peak<br/>           Project : 892513-02<br/>           Setting : 12</p> |  <p>Date: 2019-02-27</p> <p>Site : 03CH11-HY<br/>           Condition : PEAK_74 3m HORN 91200-HF VERTICAL<br/>           RBW:1000.000KHz VBW:3000.000KHz SWT:Auto<br/>           Detector : Peak<br/>           Project : 892513-02<br/>           Setting : 12</p> |
| Avg. |  <p>Date: 2019-02-27</p> <p>Site : 03CH11-HY<br/>           Condition : AVG_BE_54 3m HORN 91200-HF VERTICAL<br/>           RBW:1000.000KHz VBW:0.010KHz SWT:Auto<br/>           Detector : Peak<br/>           Project : 892513-02<br/>           Setting : 12</p>   |  <p>Date: 2019-02-27</p> <p>Site : 03CH11-HY<br/>           Condition : AVG_54 3m HORN 91200-HF VERTICAL<br/>           RBW:1000.000KHz VBW:0.010KHz SWT:Auto<br/>           Detector : Peak<br/>           Project : 892513-02<br/>           Setting : 12</p>   |





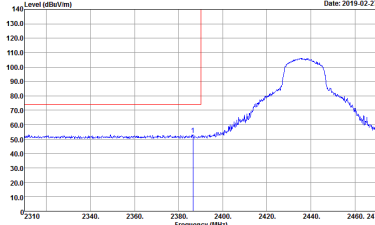
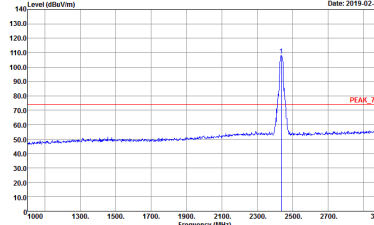
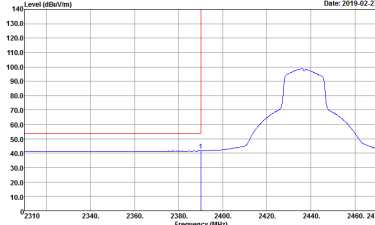
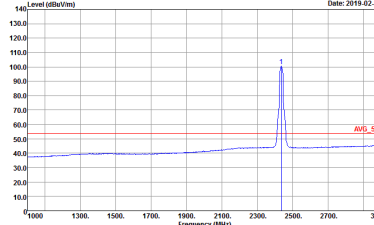
2.4GHz 2400~2483.5MHz  
 WIFI 802.11n HT20 (Band Edge @ 3m)

| WIFI | 2.4GHz 2400~2483.5MHz Band Edge @ 3m   |  |
|------|--|--|
| ANT  | 802.11n HT20 CH01 2412MHz  |  |
| 1    | Horizontal   | Fundamental  |
| Peak |  <p>Site : 03CH11-HY<br/>           Condition : PEAK_BE_74 3m HORN 91200-HF HORIZONTAL<br/>           Detector : Peak<br/>           Project : 892513-02<br/>           Setting : 16.5</p>  |  <p>Site : 03CH11-HY<br/>           Condition : PEAK_74 3m HORN 91200-HF HORIZONTAL<br/>           Detector : Peak<br/>           Project : 892513-02<br/>           Setting : 16.5</p>  |
| Avg. |  <p>Site : 03CH11-HY<br/>           Condition : AVG_BE_54 3m HORN 91200-HF HORIZONTAL<br/>           Detector : Peak<br/>           Project : 892513-02<br/>           Setting : 16.5</p> |  <p>Site : 03CH11-HY<br/>           Condition : AVG_54 3m HORN 91200-HF HORIZONTAL<br/>           Detector : Peak<br/>           Project : 892513-02<br/>           Setting : 16.5</p> |

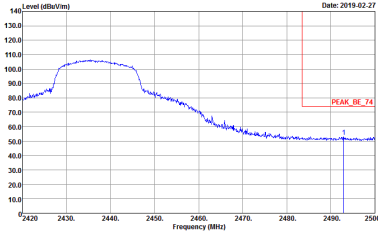
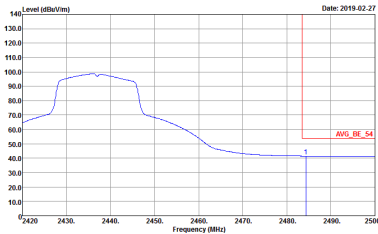


| WIFI        | 2.4GHz 2400~2483.5MHz Band Edge @ 3m  |  |
|-------------|---|--|
| ANT         | 802.11n HT20 CH01 2412MHz   |  |
| 1           | Vertical  | Fundamental  |
| <b>Peak</b> | <p>Site : 03CH11-HY<br/>           Condition : PEAK_BE_74 3m HORN 91200-HF VERTICAL<br/>           RBW:1000.000KHz VBW:3000.000KHz SWT:Auto<br/>           Detector : Peak<br/>           Project : 892513-02<br/>           Setting : 16.5</p> | <p>Site : 03CH11-HY<br/>           Condition : PEAK_74 3m HORN 91200-HF VERTICAL<br/>           RBW:1000.000KHz VBW:3000.000KHz SWT:Auto<br/>           Detector : Peak<br/>           Project : 892513-02<br/>           Setting : 16.5</p> |
| <b>Avg.</b> | <p>Site : 03CH11-HY<br/>           Condition : AVG_BE_54 3m HORN 91200-HF VERTICAL<br/>           RBW:1000.000KHz VBW:0.010KHz SWT:Auto<br/>           Detector : Peak<br/>           Project : 892513-02<br/>           Setting : 16.5</p>     | <p>Site : 03CH11-HY<br/>           Condition : AVG_54 3m HORN 91200-HF VERTICAL<br/>           RBW:1000.000KHz VBW:0.010KHz SWT:Auto<br/>           Detector : Peak<br/>           Project : 892513-02<br/>           Setting : 16.5</p>     |

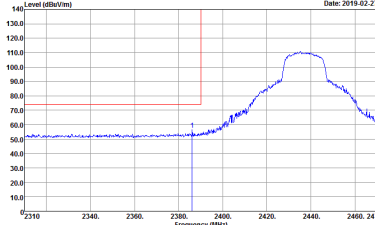
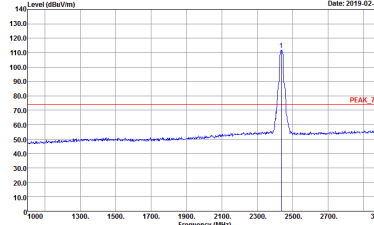
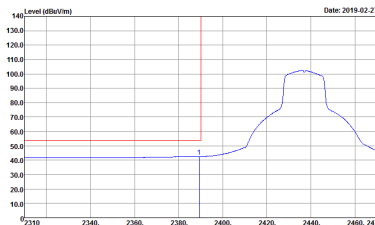
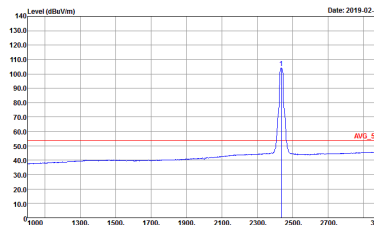


| WIFI | 2.4GHz 2400~2483.5MHz Band Edge @ 3m  |   |
|------|---|---|
| ANT  | 802.11n HT20 CH06 2437MHz - L   |   |
| 1    | Horizontal  | Fundamental   |
| Peak |  <p>Site : 03CH11-HY<br/>           Condition : PEAK_BE_74 3m HORN 91200-HF HORIZONTAL<br/>           RBW:1000.000KHz VBW:3000.000KHz SWT:Auto<br/>           Detector : Peak<br/>           Project : 892513-02</p> |  <p>Site : 03CH11-HY<br/>           Condition : PEAK_74 3m HORN 91200-HF HORIZONTAL<br/>           RBW:1000.000KHz VBW:3000.000KHz SWT:Auto<br/>           Detector : Peak<br/>           Project : 892513-02</p> |
| Avg. |  <p>Site : 03CH11-HY<br/>           Condition : AVG_BE_54 3m HORN 91200-HF HORIZONTAL<br/>           RBW:1000.000KHz VBW:0.010KHz SWT:Auto<br/>           Detector : Peak<br/>           Project : 892513-02</p>   |  <p>Site : 03CH11-HY<br/>           Condition : AVG_54 3m HORN 91200-HF HORIZONTAL<br/>           RBW:1000.000KHz VBW:0.010KHz SWT:Auto<br/>           Detector : Peak<br/>           Project : 892513-02</p>   |



| WIFI               | 2.4GHz 2400~2483.5MHz Band Edge @ 3m  |                   |
|--------------------|---|-------------------|
| ANT                | 802.11n HT20 CH06 2437MHz - R   |                   |
| 1                  | Horizontal  | Fundamental       |
| <p><b>Peak</b></p> |  <p>Site : 03CH11-HY<br/>           Condition : PEAK_BE_74 3m HORN 91200-HF HORIZONTAL<br/>           RBW:1000.000kHz VBW:3000.000kHz SWF:Auto<br/>           Detector : Peak<br/>           Project : 892513-02</p> | <p>Left blank</p> |
| <p><b>Avg.</b></p> |  <p>Site : 03CH11-HY<br/>           Condition : AVG_BE_54 3m HORN 91200-HF HORIZONTAL<br/>           RBW:1000.000kHz VBW:0.010kHz SWF:Auto<br/>           Detector : Peak<br/>           Project : 892513-02</p>   | <p>Left blank</p> |

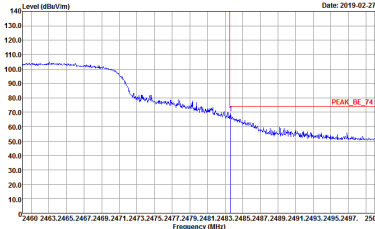
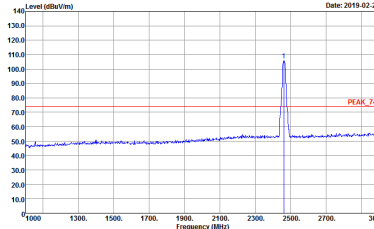
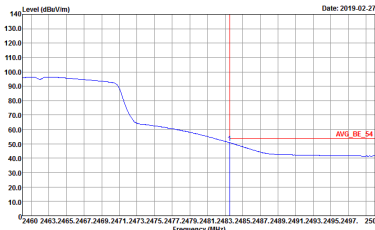
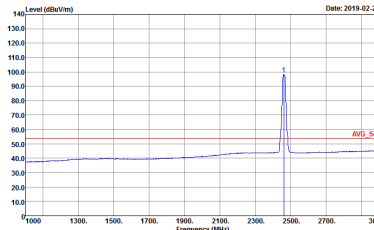


| WIFI | 2.4GHz 2400~2483.5MHz Band Edge @ 3m  |   |
|------|---|---|
| ANT  | 802.11n HT20 CH06 2437MHz - L   |   |
| 1    | Vertical  | Fundamental   |
| Peak |  <p>Site : 03CH11-HY<br/>           Condition : PEAK_BE_74 3m HORN 91200-HF VERTICAL<br/>           RBW:1000.000KHz VBW:3000.000KHz SWT:Auto<br/>           Detector : Peak<br/>           Project : 892513-02</p> |  <p>Site : 03CH11-HY<br/>           Condition : PEAK_74 3m HORN 91200-HF VERTICAL<br/>           RBW:1000.000KHz VBW:3000.000KHz SWT:Auto<br/>           Detector : Peak<br/>           Project : 892513-02</p> |
| Avg. |  <p>Site : 03CH11-HY<br/>           Condition : AVG_BE_54 3m HORN 91200-HF VERTICAL<br/>           RBW:1000.000KHz VBW:0.010KHz SWT:Auto<br/>           Detector : Peak<br/>           Project : 892513-02</p>   |  <p>Site : 03CH11-HY<br/>           Condition : AVG_54 3m HORN 91200-HF VERTICAL<br/>           RBW:1000.000KHz VBW:0.010KHz SWT:Auto<br/>           Detector : Peak<br/>           Project : 892513-02</p>   |

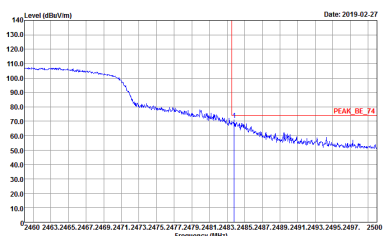
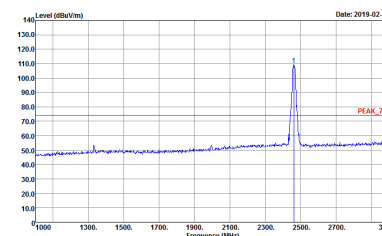
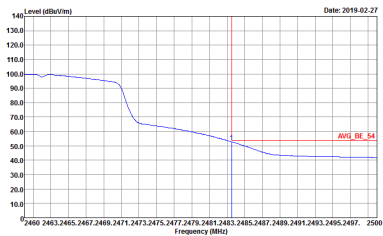
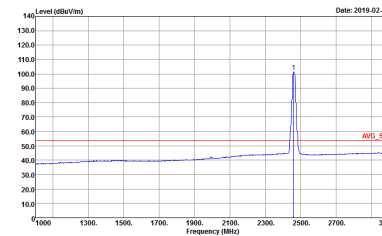


| WIFI | 2.4GHz 2400~2483.5MHz Band Edge @ 3m  |             |
|------|---|-------------|
| ANT  | 802.11n HT20 CH06 2437MHz - R   |             |
| 1    | Vertical  | Fundamental |
| Peak | <p>Site : 03CH11-HY<br/>Condition : PEAK_BE_74 3m HORN 91200-HF VERTICAL<br/>RBW:1000.000kHz VBW:3000.000kHz SWF:Auto<br/>Detector : Peak<br/>Project : 892513-02</p> | Left Blank  |
| Avg. | <p>Site : 03CH11-HY<br/>Condition : AVG_BE_54 3m HORN 91200-HF VERTICAL<br/>RBW:1000.000kHz VBW:0.010kHz SWF:Auto<br/>Detector : Peak<br/>Project : 892513-02</p>     | Left Blank  |



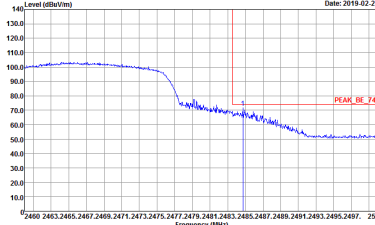
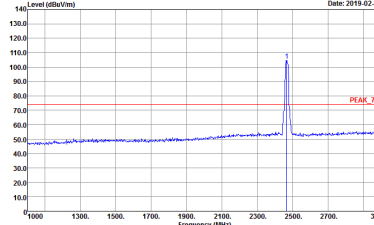
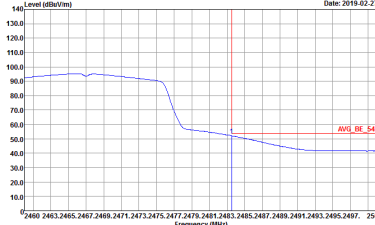
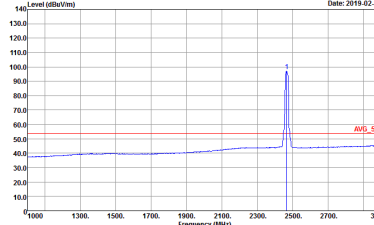
| WIFI | 2.4GHz 2400~2483.5MHz Band Edge @ 3m  |   |
|------|---|---|
| ANT  | 802.11n HT20 CH11 2462MHz   |   |
| 1    | Horizontal  | Fundamental   |
| Peak |  <p>Site : 03CH11-HY<br/>           Condition : PEAK_BE_74 3m HORN 91200-HF HORIZONTAL<br/>           RBW:1000.000KHz VBW:3000.000KHz SWT:Auto<br/>           Detector : Peak<br/>           Project : 892513-02<br/>           Setting : 16.5</p> |  <p>Site : 03CH11-HY<br/>           Condition : PEAK_74 3m HORN 91200-HF HORIZONTAL<br/>           RBW:1000.000KHz VBW:3000.000KHz SWT:Auto<br/>           Detector : Peak<br/>           Project : 892513-02<br/>           Setting : 16.5</p> |
| Avg. |  <p>Site : 03CH11-HY<br/>           Condition : AVG_BE_54 3m HORN 91200-HF HORIZONTAL<br/>           RBW:1000.000KHz VBW:0.010KHz SWT:Auto<br/>           Detector : Peak<br/>           Project : 892513-02<br/>           Setting : 16.5</p>   |  <p>Site : 03CH11-HY<br/>           Condition : AVG_54 3m HORN 91200-HF HORIZONTAL<br/>           RBW:1000.000KHz VBW:0.010KHz SWT:Auto<br/>           Detector : Peak<br/>           Project : 892513-02<br/>           Setting : 16.5</p>   |



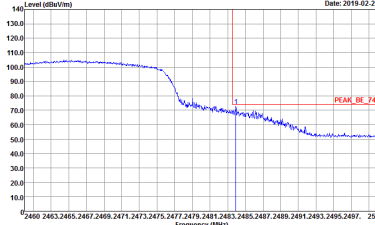
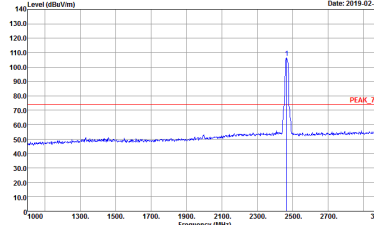
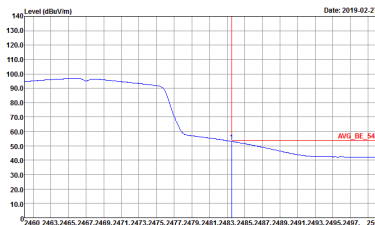
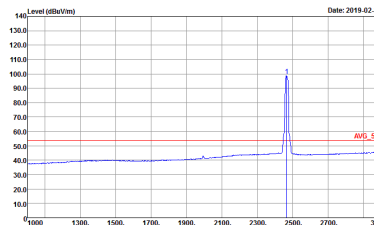
| WIFI        | 2.4GHz 2400~2483.5MHz Fundamental @ 3m  |   |
|-------------|---|---|
| ANT         | 802.11n HT20 CH11 2462MHz   |   |
| 1           | Vertical  | Fundamental   |
| <b>Peak</b> |  <p>Site : 03CH11-HY<br/>           Condition : PEAK_BE_74 3m HORN 91200-HF VERTICAL<br/>           RBW:1000.000KHz VBW:3000.000KHz SWT:Auto<br/>           Detector : Peak<br/>           Project : 892513-02<br/>           Setting : 16.5</p> |  <p>Site : 03CH11-HY<br/>           Condition : PEAK_74 3m HORN 91200-HF VERTICAL<br/>           RBW:1000.000KHz VBW:3000.000KHz SWT:Auto<br/>           Detector : Peak<br/>           Project : 892513-02<br/>           Setting : 16.5</p> |
| <b>Avg.</b> |  <p>Site : 03CH11-HY<br/>           Condition : AVG_BE_54 3m HORN 91200-HF VERTICAL<br/>           RBW:1000.000KHz VBW:0.010KHz SWT:Auto<br/>           Detector : Peak<br/>           Project : 892513-02<br/>           Setting : 16.5</p>   |  <p>Site : 03CH11-HY<br/>           Condition : AVG_54 3m HORN 91200-HF VERTICAL<br/>           RBW:1000.000KHz VBW:0.010KHz SWT:Auto<br/>           Detector : Peak<br/>           Project : 892513-02<br/>           Setting : 16.5</p>   |



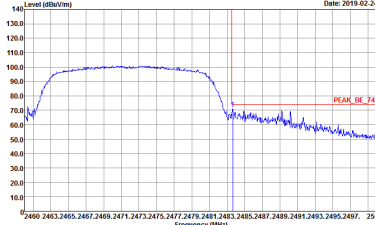
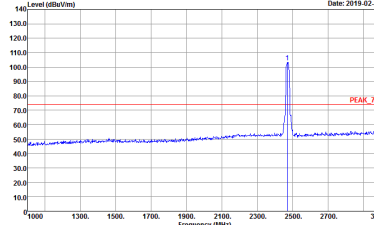
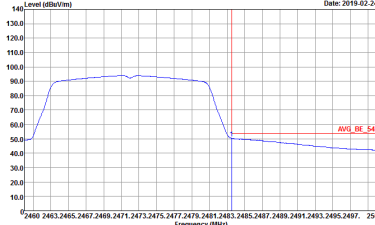
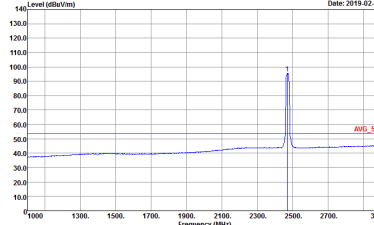


| WIFI               | 2.4GHz 2400~2483.5MHz Band Edge @ 3m   |  |
|--------------------|--|--|
| ANT                | 802.11n HT20 CH12 2467MHz  |  |
| 1                  | Horizontal   | Fundamental  |
| <p><b>Peak</b></p> |  <p>Site : 03CH11-HY<br/>           Condition : PEAK_BE_74 3m HORN 91200-HF HORIZONTAL<br/>           Detector : Peak<br/>           Project : 892513-02<br/>           Setting : 14.5</p>  |  <p>Site : 03CH11-HY<br/>           Condition : PEAK_74 3m HORN 91200-HF HORIZONTAL<br/>           Detector : Peak<br/>           Project : 892513-02<br/>           Setting : 14.5</p>  |
| <p><b>Avg.</b></p> |  <p>Site : 03CH11-HY<br/>           Condition : AVG_BE_54 3m HORN 91200-HF HORIZONTAL<br/>           Detector : Peak<br/>           Project : 892513-02<br/>           Setting : 14.5</p> |  <p>Site : 03CH11-HY<br/>           Condition : AVG_54 3m HORN 91200-HF HORIZONTAL<br/>           Detector : Peak<br/>           Project : 892513-02<br/>           Setting : 14.5</p> |

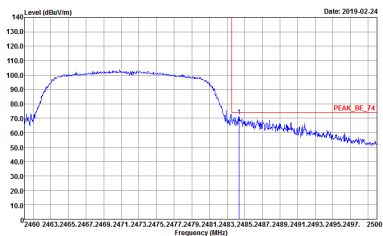
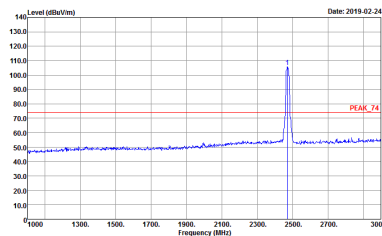
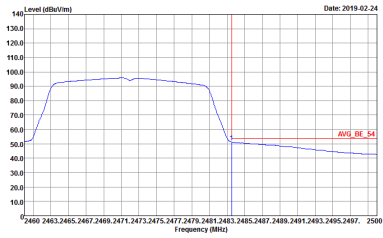
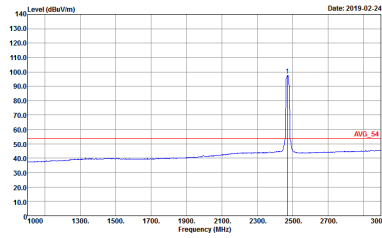


| WIFI               | 2.4GHz 2400~2483.5MHz Band Edge @ 3m   |  |
|--------------------|--|--|
| ANT                | 802.11n HT20 CH12 2467MHz  |  |
| 1                  | Vertical   | Fundamental  |
| <p><b>Peak</b></p> |  <p>Site : 03CH11-HY<br/>           Condition : PEAK_BE_74 3m HORN 91200-HF VERTICAL<br/>           Detector : Peak<br/>           Project : 892513-02<br/>           Setting : 14.5</p>  |  <p>Site : 03CH11-HY<br/>           Condition : PEAK_74 3m HORN 91200-HF VERTICAL<br/>           Detector : Peak<br/>           Project : 892513-02<br/>           Setting : 14.5</p>  |
| <p><b>Avg.</b></p> |  <p>Site : 03CH11-HY<br/>           Condition : AVG_BE_54 3m HORN 91200-HF VERTICAL<br/>           Detector : Peak<br/>           Project : 892513-02<br/>           Setting : 14.5</p> |  <p>Site : 03CH11-HY<br/>           Condition : AVG_54 3m HORN 91200-HF VERTICAL<br/>           Detector : Peak<br/>           Project : 892513-02<br/>           Setting : 14.5</p> |



| WIFI               | 2.4GHz 2400~2483.5MHz Band Edge @ 3m   |  |
|--------------------|--|--|
| ANT                | 802.11n HT20 CH13 2472MHz  |  |
| 1                  | Horizontal   | Fundamental  |
| <p><b>Peak</b></p> |  <p>Site : 03CH11-HY<br/>           Condition : PEAK_BE_74 3m HORN 91200-HF HORIZONTAL<br/>           Detector : Peak<br/>           Project : 892513-02<br/>           Setting : 13</p>  |  <p>Site : 03CH11-HY<br/>           Condition : PEAK_74 3m HORN 91200-HF HORIZONTAL<br/>           Detector : Peak<br/>           Project : 892513-02<br/>           Setting : 13</p>  |
| <p><b>Avg.</b></p> |  <p>Site : 03CH11-HY<br/>           Condition : AVG_BE_54 3m HORN 91200-HF HORIZONTAL<br/>           Detector : Peak<br/>           Project : 892513-02<br/>           Setting : 13</p> |  <p>Site : 03CH11-HY<br/>           Condition : AVG_54 3m HORN 91200-HF HORIZONTAL<br/>           Detector : Peak<br/>           Project : 892513-02<br/>           Setting : 13</p> |



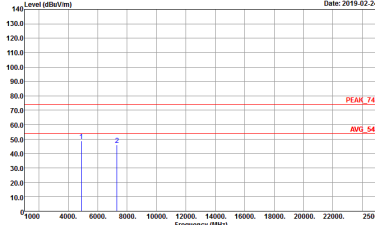
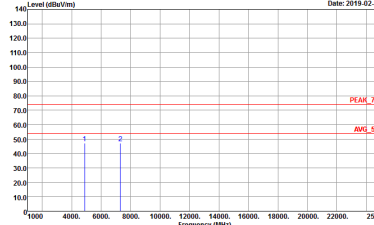
| WIFI | 2.4GHz 2400~2483.5MHz Band Edge @ 3m  |   |
|------|---|---|
| ANT  | 802.11n HT20 CH13 2472MHz   |   |
| 1    | Vertical  | Fundamental   |
| Peak |  <p>Site : 03CH11-HY<br/>           Condition : PEAK_BE_74 3m HORN 91200-HF VERTICAL<br/>           RBW:1000.000KHz VBW:3000.000KHz SWT:Auto<br/>           Detector : Peak<br/>           Project : 892513-02<br/>           Setting : 13</p> |  <p>Site : 03CH11-HY<br/>           Condition : PEAK_74 3m HORN 91200-HF VERTICAL<br/>           RBW:1000.000KHz VBW:3000.000KHz SWT:Auto<br/>           Detector : Peak<br/>           Project : 892513-02<br/>           Setting : 13</p> |
| Avg. |  <p>Site : 03CH11-HY<br/>           Condition : AVG_BE_54 3m HORN 91200-HF VERTICAL<br/>           RBW:1000.000KHz VBW:0.010KHz SWT:Auto<br/>           Detector : Peak<br/>           Project : 892513-02<br/>           Setting : 13</p>   |  <p>Site : 03CH11-HY<br/>           Condition : AVG_54 3m HORN 91200-HF VERTICAL<br/>           RBW:1000.000KHz VBW:0.010KHz SWT:Auto<br/>           Detector : Peak<br/>           Project : 892513-02<br/>           Setting : 13</p>   |



2.4GHz 2400~2483.5MHz  
WIFI 802.11b (Harmonic @ 3m)

| WIFI                                  | 2.4GHz 2400~2483.5MHz Harmonic @ 3m  |  |
|---------------------------------------|--|--|
| ANT                                   | 802.11b CH01 2412MHz   |  |
| 1                                     | Horizontal   | Vertical   |
| <p><b>Peak</b></p> <p><b>Avg.</b></p> | <p>Site : 03CH11-1FY<br/>Condition : PEAK_74 3m HORN 91200-1HF HORIZONTAL<br/>Detector : Peak<br/>Project : 892513-02<br/>Setting : 21</p> | <p>Site : 03CH11-1FY<br/>Condition : PEAK_74 3m HORN 91200-1HF VERTICAL<br/>Detector : Peak<br/>Project : 892513-02<br/>Setting : 21</p> |



|                                       |  |   |
|---------------------------------------|--|---|
| <b>WIFI</b>                           | <b>2.4GHz 2400~2483.5MHz Harmonic @ 3m</b>   |   |
| <b>ANT</b>                            | <b>802.11b CH06 2437MHz</b>  |   |
| <b>1</b>                              | <b>Horizontal</b>  | <b>Vertical</b>   |
| <p><b>Peak</b></p> <p><b>Avg.</b></p> |  <p>Site : 03CH11-HY<br/>         Condition : PEAK_74 3m HORN 91200-HF HORIZONTAL<br/>         Detector : Peak<br/>         Project : 892513-02<br/>         Setting : 21</p> |  <p>Site : 03CH11-HY<br/>         Condition : PEAK_74 3m HORN 91200-HF VERTICAL<br/>         Detector : Peak<br/>         Project : 892513-02<br/>         Setting : 21</p> |



|                      |  |  |
|----------------------|--|--|
| <b>WIFI</b>          | <b>2.4GHz 2400~2483.5MHz Harmonic @ 3m</b>   |  |
| <b>ANT</b>           | <b>802.11b CH11 2462MHz</b>  |  |
| <b>1</b>             | <b>Horizontal</b>  | <b>Vertical</b>  |
| <b>Peak<br/>Avg.</b> | <p>Site : 03CH11-HY<br/>Condition : PEAK_74 3m HORN 91200-HF HORIZONTAL<br/>Detector : Peak<br/>Project : 892513-02<br/>Setting : 21</p> | <p>Site : 03CH11-HY<br/>Condition : PEAK_74 3m HORN 91200-HF VERTICAL<br/>Detector : Peak<br/>Project : 892513-02<br/>Setting : 21</p> |



|                      |  |  |
|----------------------|--|--|
| <b>WIFI</b>          | <b>2.4GHz 2400~2483.5MHz Harmonic @ 3m</b>   |  |
| <b>ANT</b>           | <b>802.11b CH12 2467MHz</b>  |  |
| <b>1</b>             | <b>Horizontal</b>  | <b>Vertical</b>  |
| <b>Peak<br/>Avg.</b> | <p>Site : 03CH11-HY<br/>Condition : PEAK_74 3m HORN 91200-HF HORIZONTAL<br/>Detector : Peak<br/>Project : 892513-02<br/>Setting : 10</p> | <p>Site : 03CH11-HY<br/>Condition : PEAK_74 3m HORN 91200-HF VERTICAL<br/>Detector : Peak<br/>Project : 892513-02<br/>Setting : 10</p> |





|                      |  |  |
|----------------------|--|--|
| <b>WIFI</b>          | <b>2.4GHz 2400~2483.5MHz Harmonic @ 3m</b>   |  |
| <b>ANT</b>           | <b>802.11b CH13 2472MHz</b>  |  |
| <b>1</b>             | <b>Horizontal</b>  | <b>Vertical</b>  |
| <b>Peak<br/>Avg.</b> | <p>Site : 03CH11-HY<br/>Condition : PEAK_74 3m HORN 91200-HF HORIZONTAL<br/>Detector : Peak<br/>Project : 892513-02<br/>Setting : 15</p> | <p>Site : 03CH11-HY<br/>Condition : PEAK_74 3m HORN 91200-HF VERTICAL<br/>Detector : Peak<br/>Project : 892513-02<br/>Setting : 15</p> |



2.4GHz 2400~2483.5MHz
WIFI 802.11g (Harmonic @ 3m)

Table with 2 columns: Horizontal and Vertical. Each column contains a graph of Level (dBuV/m) vs Frequency (MHz) and associated test parameters like Site, Condition, Detector, Project, and Setting.



|                            |   |   |
|----------------------------|---|---|
| <b>WIFI</b>                | <b>2.4GHz 2400~2483.5MHz Harmonic @ 3m</b>  |   |
| <b>ANT</b>                 | <b>802.11g CH06 2437MHz</b>   |   |
| <b>1</b>                   | <b>Horizontal</b>   | <b>Vertical</b>   |
| <b>Peak</b><br><b>Avg.</b> | <p>Site : 03CH11-HY<br/>Condition : PEAK_74 3m HORN 91200-HF HORIZONTAL<br/>Detector : Peak<br/>Project : 892513-02</p> | <p>Site : 03CH11-HY<br/>Condition : PEAK_74 3m HORN 91200-HF VERTICAL<br/>Detector : Peak<br/>Project : 892513-02</p> |

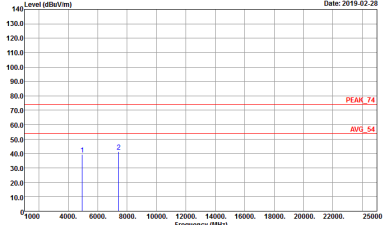
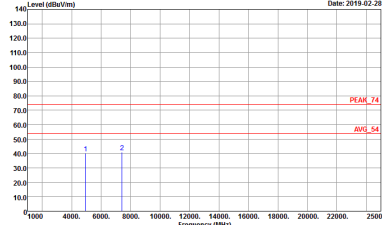


|                      |  |  |
|----------------------|--|--|
| <b>WIFI</b>          | <b>2.4GHz 2400~2483.5MHz Harmonic @ 3m</b>   |  |
| <b>ANT</b>           | <b>802.11g CH11 2462MHz</b>  |  |
| <b>1</b>             | <b>Horizontal</b>  | <b>Vertical</b>  |
| <b>Peak<br/>Avg.</b> | <p>Site : 03CH11-HY<br/>Condition : PEAK_74 3m HORN 91200-HF HORIZONTAL<br/>Detector : Peak<br/>Project : 892513-02<br/>Setting : 16.5</p> | <p>Site : 03CH11-HY<br/>Condition : PEAK_74 3m HORN 91200-HF VERTICAL<br/>Detector : Peak<br/>Project : 892513-02<br/>Setting : 16.5</p> |



|                      |  |  |
|----------------------|--|--|
| <b>WIFI</b>          | <b>2.4GHz 2400~2483.5MHz Harmonic @ 3m</b>   |  |
| <b>ANT</b>           | <b>802.11g CH12 2467MHz</b>  |  |
| <b>1</b>             | <b>Horizontal</b>  | <b>Vertical</b>  |
| <b>Peak<br/>Avg.</b> | <p>Site : 03CH11-HY<br/>Condition : PEAK_74 3m HORN 91200-HF HORIZONTAL<br/>Detector : Peak<br/>Project : 892513-02<br/>Setting : 14</p> | <p>Site : 03CH11-HY<br/>Condition : PEAK_74 3m HORN 91200-HF VERTICAL<br/>Detector : Peak<br/>Project : 892513-02<br/>Setting : 14</p> |



|                                       |  |   |
|---------------------------------------|--|---|
| WIFI                                  | 2.4GHz 2400~2483.5MHz Harmonic @ 3m  |   |
| ANT                                   | 802.11g CH13 2472MHz   |   |
| 1                                     | Horizontal   | Vertical  |
| <p><b>Peak</b></p> <p><b>Avg.</b></p> |  <p>Site : 03CH11-HY<br/>         Condition : PEAK_74 3m HORN 91200-HF HORIZONTAL<br/>         Detector : Peak<br/>         Project : 892513-02<br/>         Setting : 12</p> |  <p>Site : 03CH11-HY<br/>         Condition : PEAK_74 3m HORN 91200-HF VERTICAL<br/>         Detector : Peak<br/>         Project : 892513-02<br/>         Setting : 12</p> |



2.4GHz 2400~2483.5MHz  
 WIFI 802.11n HT20 (Harmonic @ 3m)

| WIFI                           | 2.4GHz 2400~2483.5MHz Harmonic @ 3m  |  |
|--------------------------------|--|--|
| ANT                            | 802.11n HT20 CH01 2412MHz  |  |
| 1                              | Horizontal   | Vertical   |
| <b>Peak</b><br><br><b>Avg.</b> | <p>Site : 03CH11-1FY<br/>         Condition : PEAK_74 3m HORN 91200-1HF HORIZONTAL<br/>         Detector : Peak<br/>         Project : 892513-02<br/>         Setting : 16.5</p> | <p>Site : 03CH11-1FY<br/>         Condition : PEAK_74 3m HORN 91200-1HF VERTICAL<br/>         Detector : Peak<br/>         Project : 892513-02<br/>         Setting : 16.5</p> |



|                            |   |   |
|----------------------------|---|---|
| <b>WIFI</b>                | <b>2.4GHz 2400~2483.5MHz Harmonic @ 3m</b>  |   |
| <b>ANT</b>                 | <b>802.11n HT20 CH06 2437MHz</b>  |   |
| <b>1</b>                   | <b>Horizontal</b>   | <b>Vertical</b>   |
| <b>Peak</b><br><b>Avg.</b> | <p>Site : 03CH11-HY<br/>Condition : PEAK_74 3m HORN 91200-HF HORIZONTAL<br/>Detector : Peak<br/>Project : 892513-02</p> | <p>Site : 03CH11-HY<br/>Condition : PEAK_74 3m HORN 91200-HF VERTICAL<br/>Detector : Peak<br/>Project : 892513-02</p> |





|                      |  |  |
|----------------------|--|--|
| <b>WIFI</b>          | <b>2.4GHz 2400~2483.5MHz Harmonic @ 3m</b>   |  |
| <b>ANT</b>           | <b>802.11n HT20 CH11 2462MHz</b>   |  |
| <b>1</b>             | <b>Horizontal</b>  | <b>Vertical</b>  |
| <b>Peak<br/>Avg.</b> | <p>Site : 03CH11-HY<br/>Condition : PEAK_74 3m HORN 91200-HF HORIZONTAL<br/>Detector : Peak<br/>Project : 892513-02<br/>Setting : 16.5</p> | <p>Site : 03CH11-HY<br/>Condition : PEAK_74 3m HORN 91200-HF VERTICAL<br/>Detector : Peak<br/>Project : 892513-02<br/>Setting : 16.5</p> |



|                            |  |  |
|----------------------------|--|--|
| <b>WIFI</b>                | <b>2.4GHz 2400~2483.5MHz Harmonic @ 3m</b>   |  |
| <b>ANT</b>                 | <b>802.11n HT20 CH12 2462MHz</b>   |  |
| <b>1</b>                   | <b>Horizontal</b>  | <b>Vertical</b>  |
| <b>Peak</b><br><b>Avg.</b> | <p>Site : 03CH11-HY<br/>Condition : PEAK_74 3m HORN 91200-HF HORIZONTAL<br/>Detector : Peak<br/>Project : 892513-02<br/>Setting : 14.5</p> | <p>Site : 03CH11-HY<br/>Condition : PEAK_74 3m HORN 91200-HF VERTICAL<br/>Detector : Peak<br/>Project : 892513-02<br/>Setting : 14.5</p> |



|                      |  |  |
|----------------------|--|--|
| <b>WIFI</b>          | <b>2.4GHz 2400~2483.5MHz Harmonic @ 3m</b>   |  |
| <b>ANT</b>           | <b>802.11n HT20 CH13 2472MHz</b>   |  |
| <b>1</b>             | <b>Horizontal</b>  | <b>Vertical</b>  |
| <b>Peak<br/>Avg.</b> | <p>Site : 03CH11-HY<br/>Condition : PEAK_74 3m HORN 91200-HF HORIZONTAL<br/>Detector : Peak<br/>Project : 892513-02<br/>Setting : 13</p> | <p>Site : 03CH11-HY<br/>Condition : PEAK_74 3m HORN 91200-HF VERTICAL<br/>Detector : Peak<br/>Project : 892513-02<br/>Setting : 13</p> |



Emission below 1GHz  
2.4GHz WIFI 802.11n HT20 (LF)

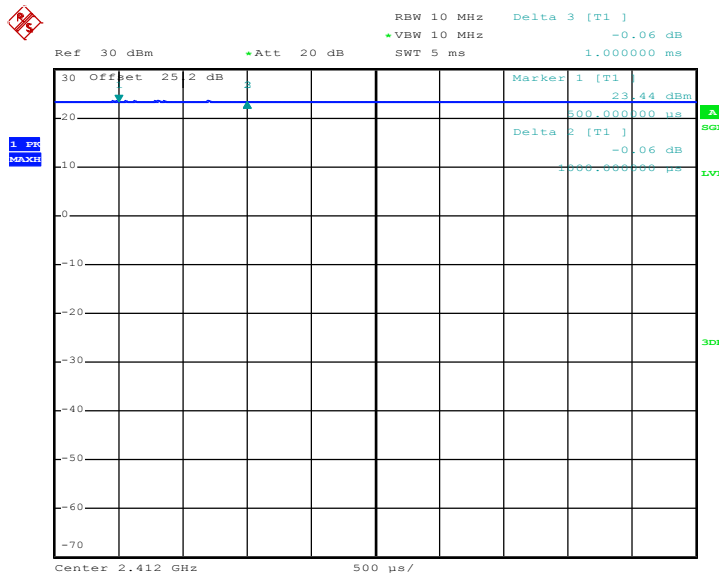
| WIFI         | 2.4GHz 2400~2483.5MHz   |   |
|--------------|---|---|
| ANT          | 802.11n HT20 LF   |   |
| 1            | Horizontal  | Vertical  |
| QP /<br>Peak | <p>Site : 03CH11-4FY<br/>Condition : QP 3m BT-LOG 6111D-LF_ETC HORIZONTAL<br/>Detector : Peak<br/>Project : 892513-02</p> | <p>Site : 03CH11-4FY<br/>Condition : QP 3m BT-LOG 6111D-LF_ETC VERTICAL<br/>Detector : Peak<br/>Project : 892513-02</p> |



### Appendix E. Duty Cycle Plots

| Band                | Duty Cycle(%) | T(us)   | 1/T(kHz) | VBW Setting | Duty Factor(dB) |
|---------------------|---------------|---------|----------|-------------|-----------------|
| 802.11b             | 100.00        | 1000.00 | 1.00     | 10Hz        | 0.00            |
| 802.11g             | 100.00        | 1000.00 | 1.00     | 10Hz        | 0.00            |
| 2.4GHz 802.11n HT20 | 100.00        | 1000.00 | 1.00     | 10Hz        | 0.00            |

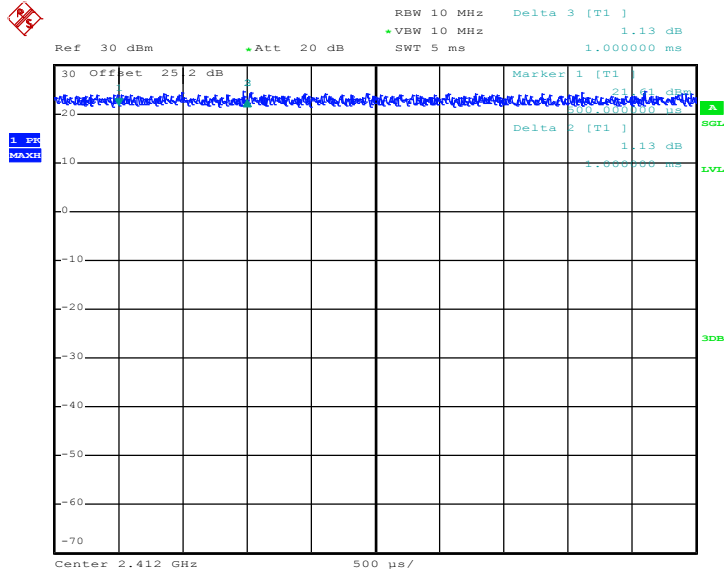
#### 802.11b



Date: 26.FEB.2019 02:18:07

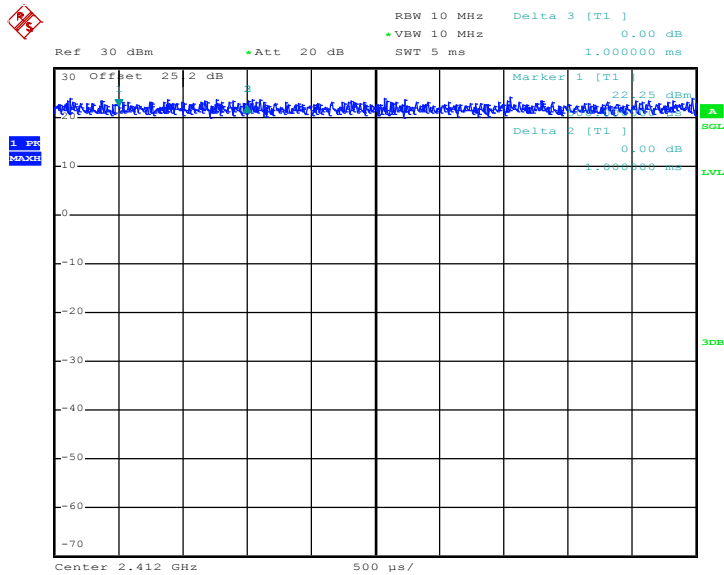


802.11g



Date: 26.FEB.2019 02:25:43

802.11n HT20



Date: 26.FEB.2019 02:33:03

————THE END————