
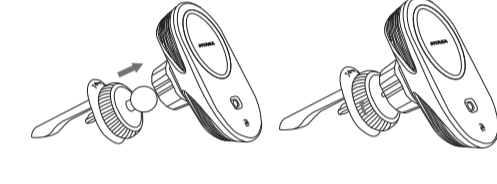
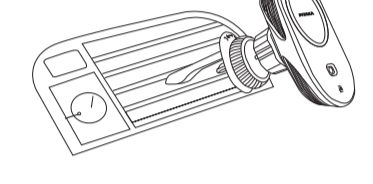
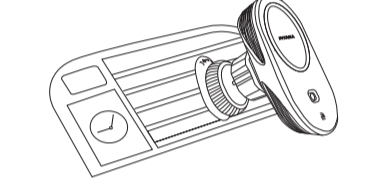
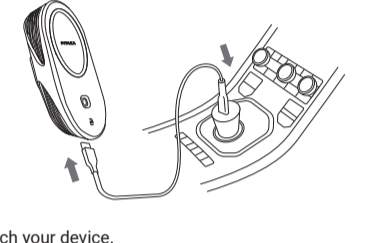
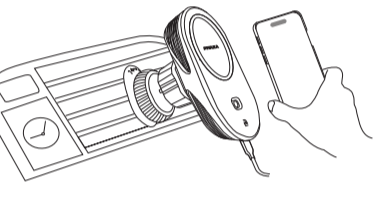





变更记录			
日期	设计	版本	变更内容
2023/09/12	张宪童	V0	

<p>Info / 参数 / 製品仕様</p> <table border="1"> <tr><td>Model</td><td>82302</td></tr> <tr><td>Material</td><td>Acrylic fiber + PC + ABS</td></tr> <tr><td>Input</td><td>5V/3A, 9V/2A, 12V/1.5A</td></tr> <tr><td>Output</td><td>5W/7.5W/10W/15W Max</td></tr> <tr><td>Ball head</td><td>17mm</td></tr> </table> <table border="1"> <tr><td>型号</td><td>82302</td></tr> <tr><td>材料</td><td>亚克力+PC+ABS</td></tr> <tr><td>输入</td><td>5V/3A, 9V/2A, 12V/1.5A</td></tr> <tr><td>输出</td><td>5W/7.5W/10W/15W Max</td></tr> <tr><td>圆球轴</td><td>17mm</td></tr> </table> <table border="1"> <tr><td>型号/番号</td><td>82302</td></tr> <tr><td>素材</td><td>アクリル繊維+PC+ABS</td></tr> <tr><td>入力</td><td>5V/3A, 9V/2A, 12V/1.5A</td></tr> <tr><td>出力</td><td>5W/7.5W/10W/15W Max</td></tr> <tr><td>ボールジョイント直径</td><td>17mm</td></tr> </table>	Model	82302	Material	Acrylic fiber + PC + ABS	Input	5V/3A, 9V/2A, 12V/1.5A	Output	5W/7.5W/10W/15W Max	Ball head	17mm	型号	82302	材料	亚克力+PC+ABS	输入	5V/3A, 9V/2A, 12V/1.5A	输出	5W/7.5W/10W/15W Max	圆球轴	17mm	型号/番号	82302	素材	アクリル繊維+PC+ABS	入力	5V/3A, 9V/2A, 12V/1.5A	出力	5W/7.5W/10W/15W Max	ボールジョイント直径	17mm	<p>Package Includes:</p>  <p>Quick Guide / 操作指南 / 操作ガイド</p> <p>1. Attach the mount to the air vent hook and secure it by turning the ball. 空気流出口に掛、球頭部分を固定して、ボールを回して固定します。</p> 	<p>2. Fasten the Air Vent hook onto the air vent grille. 空気流出口に格上、エアベンチフックをエアベンチパネルに固定します。</p>  <p>3. Turn the lock to secure the hook in place. 錠付部分を固定、ロックを回し、フックを固定の位置に固定します。</p> 	<p>4. Plug the cable into the MagEZ Car Mount Pro USB port, and the other end of the cable into your car adapter. Plug the adapter into the car's power outlet. 有線は当該製品に接続後、車用電源アダプターを車の電源コンセントに差し込み、アダプターに差し込みます。</p>  <p>5. Attach your device. スマートフォンを接続、デバイスを取り付けます。</p> 
Model	82302																																
Material	Acrylic fiber + PC + ABS																																
Input	5V/3A, 9V/2A, 12V/1.5A																																
Output	5W/7.5W/10W/15W Max																																
Ball head	17mm																																
型号	82302																																
材料	亚克力+PC+ABS																																
输入	5V/3A, 9V/2A, 12V/1.5A																																
输出	5W/7.5W/10W/15W Max																																
圆球轴	17mm																																
型号/番号	82302																																
素材	アクリル繊維+PC+ABS																																
入力	5V/3A, 9V/2A, 12V/1.5A																																
出力	5W/7.5W/10W/15W Max																																
ボールジョイント直径	17mm																																
 <p>Scan QR code for user instruction</p>  <p>QRコードをスキャンして NFC</p>  <p>Scan to check how to use NFC</p>	<p>FCC Warning</p> <p>This device complies with part 15 of the FCC Rules. Operation is subject to the following two conditions: (1) This device may not cause harmful interference, and (2) this device must accept any interference received, including interference that may cause undesired operation. Any Changes or modifications not expressly approved by the party responsible for compliance could void the user's warranty to operate the equipment.</p> <p>IC Warning</p> <p>This device complies with Industry Canada's license-exempt RSS standard (s). Operation is subject to the following two conditions: (1) This device may not cause interference, and (2) this device must accept any interference, including interference that may cause undesired operation of the device.</p> <p>IC Warning</p> <p>This device complies with Industry Canada's license-exempt RSS standard (s). Operation is subject to the following two conditions: (1) This device may not cause interference, and (2) this device must accept any interference, including interference that may cause undesired operation of the device.</p> <p>IC Warning</p> <p>This device complies with Industry Canada's license-exempt RSS standard (s). Operation is subject to the following two conditions: (1) This device may not cause interference, and (2) this device must accept any interference, including interference that may cause undesired operation of the device.</p>	<p>should be installed and operated with a minimum distance of 20cm between the radiator & your body.</p> <p>IC Warning</p> <p>This device complies with Industry Canada's license-exempt RSS standard (s). Operation is subject to the following two conditions: (1) This device may not cause interference, and (2) this device must accept any interference, including interference that may cause undesired operation of the device.</p> <p>IC Warning</p> <p>This device complies with Industry Canada's license-exempt RSS standard (s). Operation is subject to the following two conditions: (1) This device may not cause interference, and (2) this device must accept any interference, including interference that may cause undesired operation of the device.</p>	<p>MagEZ Car Mount Pro 2</p> <p>Quick Guide Kurzanleitung Kurzleitfaden Kortleesning Kortleesning</p> <p>PITAKA</p>																														

技术要求: 尺寸: 80x110mm
材质:105g双铜

PITAKA 深圳市零壹创新科技有限公司				
图纸编码	MCMP2-GD-003	物料编码	303030284	
产品名称	通用夹头包装操作指南	产品负责人	张宪童	部门负责人
公差	±1mm	文案		
比例	1:1	设计	张宪童	
单位	mm	批准		