

1. Effective (Isotropic) Radiated Power Output Data

1.1 B7_5MHz_EIRP

1.1.1 Test Result

Band: 7 / Bandwidth: 5MHz / NTV										
Modulation	Frequency (MHz)	RB Allocation		Conducted Power (dBm)	Gain (dBi)	EIRP (dBm)		Verdict		
		Size	Offset			Result	Limit			
QPSK	2502.5	1	0	16.51	0.53	17.04	<=33.01	Pass		
			13	17.16	0.53	17.69	<=33.01	Pass		
			24	16.91	0.53	17.44	<=33.01	Pass		
		12	0	15.80	0.53	16.33	<=33.01	Pass		
			6	16.04	0.53	16.57	<=33.01	Pass		
			13	16.03	0.53	16.56	<=33.01	Pass		
		25	0	15.92	0.53	16.45	<=33.01	Pass		
		2535	1	0	16.50	0.53	17.03	<=33.01	Pass	
				13	16.98	0.53	17.51	<=33.01	Pass	
	24			14.50	0.53	15.03	<=33.01	Pass		
	12		0	13.88	0.53	14.41	<=33.01	Pass		
			6	14.03	0.53	14.56	<=33.01	Pass		
			13	13.91	0.53	14.44	<=33.01	Pass		
	25		0	13.91	0.53	14.44	<=33.01	Pass		
	2567.5		1	0	13.91	0.53	14.44	<=33.01	Pass	
				13	14.26	0.53	14.79	<=33.01	Pass	
		24		13.65	0.53	14.18	<=33.01	Pass		
		12	0	13.28	0.53	13.81	<=33.01	Pass		
			6	13.37	0.53	13.90	<=33.01	Pass		
			13	13.15	0.53	13.68	<=33.01	Pass		
		25	0	13.22	0.53	13.75	<=33.01	Pass		
		16QAM	2502.5	1	0	15.56	0.53	16.09	<=33.01	Pass
					13	16.28	0.53	16.81	<=33.01	Pass
	24				16.01	0.53	16.54	<=33.01	Pass	
12	0			14.87	0.53	15.40	<=33.01	Pass		
	6			15.13	0.53	15.66	<=33.01	Pass		
	13			15.12	0.53	15.65	<=33.01	Pass		
25	0			14.96	0.53	15.49	<=33.01	Pass		
2535	1			0	13.44	0.53	13.97	<=33.01	Pass	
				13	13.93	0.53	14.46	<=33.01	Pass	
			24	13.45	0.53	13.98	<=33.01	Pass		
	12		0	13.02	0.53	13.55	<=33.01	Pass		
			6	13.16	0.53	13.69	<=33.01	Pass		
			13	13.03	0.53	13.56	<=33.01	Pass		
	25		0	13.06	0.53	13.59	<=33.01	Pass		
	2567.5		1	0	13.10	0.53	13.63	<=33.01	Pass	
				13	13.46	0.53	13.99	<=33.01	Pass	
24				12.86	0.53	13.39	<=33.01	Pass		
12			0	12.33	0.53	12.86	<=33.01	Pass		
			6	12.43	0.53	12.96	<=33.01	Pass		
			13	12.21	0.53	12.74	<=33.01	Pass		
25			0	12.33	0.53	12.86	<=33.01	Pass		

Note1: EIRP=Conducted Power+Antenna Gain

1.2 B7_10MHz_EIRP

1.2.1 Test Result

Band: 7 / Bandwidth: 10MHz / NTNV										
Modulation	Frequency (MHz)	RB Allocation		Conducted Power (dBm)	Gain (dBi)	EIRP (dBm)		Verdict		
		Size	Offset			Result	Limit			
QPSK	2505	1	0	14.11	0.53	14.64	<=33.01	Pass		
			25	14.09	0.53	14.62	<=33.01	Pass		
			49	14.07	0.53	14.60	<=33.01	Pass		
		25	0	14.06	0.53	14.59	<=33.01	Pass		
			13	14.05	0.53	14.58	<=33.01	Pass		
			25	14.04	0.53	14.57	<=33.01	Pass		
		50	0	14.03	0.53	14.56	<=33.01	Pass		
		2535	1	0	13.94	0.53	14.47	<=33.01	Pass	
				25	13.93	0.53	14.46	<=33.01	Pass	
	49			13.93	0.53	14.46	<=33.01	Pass		
	25		0	13.93	0.53	14.46	<=33.01	Pass		
			13	14.08	0.53	14.61	<=33.01	Pass		
			25	14.13	0.53	14.66	<=33.01	Pass		
	50		0	14.14	0.53	14.67	<=33.01	Pass		
	2565		1	0	13.67	0.53	14.20	<=33.01	Pass	
				25	13.66	0.53	14.19	<=33.01	Pass	
		49		13.66	0.53	14.19	<=33.01	Pass		
		25	0	13.65	0.53	14.18	<=33.01	Pass		
			13	13.65	0.53	14.18	<=33.01	Pass		
			25	13.64	0.53	14.17	<=33.01	Pass		
		50	0	13.64	0.53	14.17	<=33.01	Pass		
		16QAM	2505	1	0	14.13	0.53	14.66	<=33.01	Pass
					25	14.24	0.53	14.77	<=33.01	Pass
	49				14.23	0.53	14.76	<=33.01	Pass	
25	0			14.23	0.53	14.76	<=33.01	Pass		
	13			14.22	0.53	14.75	<=33.01	Pass		
	25			14.22	0.53	14.75	<=33.01	Pass		
50	0			14.22	0.53	14.75	<=33.01	Pass		
2535	1			0	14.14	0.53	14.67	<=33.01	Pass	
				25	14.14	0.53	14.67	<=33.01	Pass	
			49	14.13	0.53	14.66	<=33.01	Pass		
	25		0	14.13	0.53	14.66	<=33.01	Pass		
			13	14.13	0.53	14.66	<=33.01	Pass		
			25	14.13	0.53	14.66	<=33.01	Pass		
	50		0	14.13	0.53	14.66	<=33.01	Pass		
	2565		1	0	13.64	0.53	14.17	<=33.01	Pass	
				25	13.64	0.53	14.17	<=33.01	Pass	
49				13.64	0.53	14.17	<=33.01	Pass		
25			0	13.63	0.53	14.16	<=33.01	Pass		
			13	13.63	0.53	14.16	<=33.01	Pass		
			25	13.63	0.53	14.16	<=33.01	Pass		
50			0	13.63	0.53	14.16	<=33.01	Pass		

Note1: EIRP=Conducted Power+Antenna Gain

1.3 B7_15MHz_EIRP

1.3.1 Test Result

Band: 7 / Bandwidth: 15MHz / NTNV						
Modulation	Frequency	RB Allocation	Conducted Power	Gain	EIRP (dBm)	Verdict

	(MHz)	Size	Offset	(dBm)	(dBi)	Result	Limit		
QPSK	2507.5	1	0	14.55	0.53	15.08	<=33.01	Pass	
			38	15.24	0.53	15.77	<=33.01	Pass	
			74	15.47	0.53	16.00	<=33.01	Pass	
		36	0	14.26	0.53	14.79	<=33.01	Pass	
			18	14.52	0.53	15.05	<=33.01	Pass	
			39	14.82	0.53	15.35	<=33.01	Pass	
		75	0	14.55	0.53	15.08	<=33.01	Pass	
		2535	1	0	14.98	0.53	15.51	<=33.01	Pass
				38	14.85	0.53	15.38	<=33.01	Pass
	74			14.95	0.53	15.48	<=33.01	Pass	
	36		0	14.09	0.53	14.62	<=33.01	Pass	
			18	14.00	0.53	14.53	<=33.01	Pass	
			39	14.12	0.53	14.65	<=33.01	Pass	
	75		0	14.10	0.53	14.63	<=33.01	Pass	
	2562.5		1	0	14.91	0.53	15.44	<=33.01	Pass
				38	14.31	0.53	14.84	<=33.01	Pass
		74		13.93	0.53	14.46	<=33.01	Pass	
		36	0	13.91	0.53	14.44	<=33.01	Pass	
			18	13.57	0.53	14.10	<=33.01	Pass	
			39	13.36	0.53	13.89	<=33.01	Pass	
		75	0	13.64	0.53	14.17	<=33.01	Pass	
16QAM		2507.5	1	0	14.35	0.53	14.88	<=33.01	Pass
				38	15.03	0.53	15.56	<=33.01	Pass
	74			15.25	0.53	15.78	<=33.01	Pass	
	36		0	13.20	0.53	13.73	<=33.01	Pass	
			18	13.48	0.53	14.01	<=33.01	Pass	
			39	13.78	0.53	14.31	<=33.01	Pass	
	75		0	13.49	0.53	14.02	<=33.01	Pass	
	2535		1	0	14.42	0.53	14.95	<=33.01	Pass
				38	14.28	0.53	14.81	<=33.01	Pass
		74		14.40	0.53	14.93	<=33.01	Pass	
		36	0	13.17	0.53	13.70	<=33.01	Pass	
			18	13.08	0.53	13.61	<=33.01	Pass	
			39	13.20	0.53	13.73	<=33.01	Pass	
		75	0	13.18	0.53	13.71	<=33.01	Pass	
		2562.5	1	0	14.20	0.53	14.73	<=33.01	Pass
				38	13.59	0.53	14.12	<=33.01	Pass
	74			13.21	0.53	13.74	<=33.01	Pass	
	36		0	13.01	0.53	13.54	<=33.01	Pass	
			18	12.66	0.53	13.19	<=33.01	Pass	
			39	12.45	0.53	12.98	<=33.01	Pass	
	75		0	12.73	0.53	13.26	<=33.01	Pass	
Note1: EIRP=Conducted Power+Antenna Gain									

1.4 B7_20MHz_EIRP

1.4.1 Test Result

Band: 7 / Bandwidth: 20MHz / NTNv								
Modulation	Frequency (MHz)	RB Allocation		Conducted Power (dBm)	Gain (dBi)	EIRP (dBm)		Verdict
		Size	Offset			Result	Limit	
QPSK	2510	1	0	14.27	0.53	14.80	<=33.01	Pass
			50	14.95	0.53	15.48	<=33.01	Pass
			99	15.47	0.53	16.00	<=33.01	Pass
		50	0	13.81	0.53	14.34	<=33.01	Pass
			25	14.20	0.53	14.73	<=33.01	Pass
			50	14.80	0.53	15.33	<=33.01	Pass

16QAM	2535	100	0	14.42	0.53	14.95	<=33.01	Pass	
		1	0	15.40	0.53	15.93	<=33.01	Pass	
			50	14.91	0.53	15.44	<=33.01	Pass	
			99	15.83	0.53	16.36	<=33.01	Pass	
			0	14.13	0.53	14.66	<=33.01	Pass	
		50	25	14.11	0.53	14.64	<=33.01	Pass	
			50	14.47	0.53	15.00	<=33.01	Pass	
			100	0	14.28	0.53	14.81	<=33.01	Pass
		2560	1	0	15.32	0.53	15.85	<=33.01	Pass
				50	14.52	0.53	15.05	<=33.01	Pass
				99	14.64	0.53	15.17	<=33.01	Pass
				0	13.93	0.53	14.46	<=33.01	Pass
	50		25	13.64	0.53	14.17	<=33.01	Pass	
			50	13.55	0.53	14.08	<=33.01	Pass	
			100	0	13.74	0.53	14.27	<=33.01	Pass
	2510		1	0	14.17	0.53	14.70	<=33.01	Pass
				50	14.88	0.53	15.41	<=33.01	Pass
				99	15.36	0.53	15.89	<=33.01	Pass
				0	12.94	0.53	13.47	<=33.01	Pass
			50	25	13.35	0.53	13.88	<=33.01	Pass
		50		13.71	0.53	14.24	<=33.01	Pass	
		100		0	13.37	0.53	13.90	<=33.01	Pass
		2535	1	0	14.66	0.53	15.19	<=33.01	Pass
				50	14.16	0.53	14.69	<=33.01	Pass
99				15.11	0.53	15.64	<=33.01	Pass	
0				13.21	0.53	13.74	<=33.01	Pass	
50			25	13.19	0.53	13.72	<=33.01	Pass	
	50		13.56	0.53	14.09	<=33.01	Pass		
	100		0	13.37	0.53	13.90	<=33.01	Pass	
2560	1		0	14.54	0.53	15.07	<=33.01	Pass	
			50	13.79	0.53	14.32	<=33.01	Pass	
			99	13.88	0.53	14.41	<=33.01	Pass	
			0	13.08	0.53	13.61	<=33.01	Pass	
	50		25	12.78	0.53	13.31	<=33.01	Pass	
		50	12.70	0.53	13.23	<=33.01	Pass		
		100	0	12.90	0.53	13.43	<=33.01	Pass	

Note1: EIRP=Conducted Power+Antenna Gain

2. Frequency Stability

2.1 B7_5MHz

2.1.1 Test Result

Band: 7 / Bandwidth: 5MHz										
Modulation	Frequency (MHz)	RB Allocation		Temp. (°C)	Voltage (VDC)	Freq. Error (Hz)	Freq. vs. Rated (ppm)		Verdict	
		Size	Offset				Result	Limit		
QPSK	2502.5	25	0	20	3.27	-9.427	-0.0038	-2.5 to 2.5	Pass	
					3.85	-18.826	-0.0075	-2.5 to 2.5	Pass	
					4.43	-13.890	-0.0056	-2.5 to 2.5	Pass	
				-30	3.85	-7.524	-0.0030	-2.5 to 2.5	Pass	
					-20	3.85	-2.332	-0.0009	-2.5 to 2.5	Pass
						-10	3.85	1.574	0.0006	-2.5 to 2.5
				0	3.85	4.864	0.0019	-2.5 to 2.5	Pass	
					10	3.85	7.110	0.0028	-2.5 to 2.5	Pass
					30	3.85	9.112	0.0036	-2.5 to 2.5	Pass
					40	3.85	10.614	0.0042	-2.5 to 2.5	Pass

16QAM	2535	25	0	50	3.85	16.551	0.0066	-2.5 to 2.5	Pass		
				20	3.27	0.558	0.0002	-2.5 to 2.5	Pass		
					3.85	-2.289	-0.0009	-2.5 to 2.5	Pass		
				20	25	0	4.43	-2.046	-0.0008	-2.5 to 2.5	Pass
							-30	3.85	-2.117	-0.0008	-2.5 to 2.5
				-20	3.85	-0.401	-0.0002	-2.5 to 2.5	Pass		
				-10	3.85	0.286	0.0001	-2.5 to 2.5	Pass		
				0	3.85	0.086	0.0000	-2.5 to 2.5	Pass		
				10	3.85	0.014	0.0000	-2.5 to 2.5	Pass		
				30	3.85	0.429	0.0002	-2.5 to 2.5	Pass		
				40	3.85	1.001	0.0004	-2.5 to 2.5	Pass		
				50	3.85	0.815	0.0003	-2.5 to 2.5	Pass		
	2567.5	25	0	20	3.27	-0.329	-0.0001	-2.5 to 2.5	Pass		
					3.85	-2.160	-0.0008	-2.5 to 2.5	Pass		
				20	25	0	4.43	-1.030	-0.0004	-2.5 to 2.5	Pass
							-30	3.85	1.359	0.0005	-2.5 to 2.5
				-20	3.85	2.217	0.0009	-2.5 to 2.5	Pass		
				-10	3.85	4.864	0.0019	-2.5 to 2.5	Pass		
				0	3.85	4.821	0.0019	-2.5 to 2.5	Pass		
				10	3.85	5.779	0.0023	-2.5 to 2.5	Pass		
				30	3.85	6.537	0.0025	-2.5 to 2.5	Pass		
				40	3.85	8.039	0.0031	-2.5 to 2.5	Pass		
				50	3.85	7.625	0.0030	-2.5 to 2.5	Pass		
				2502.5	25	0	20	3.27	19.326	0.0077	-2.5 to 2.5
	3.85	21.958	0.0088					-2.5 to 2.5	Pass		
	20	25	0				4.43	21.057	0.0084	-2.5 to 2.5	Pass
							-30	3.85	19.212	0.0077	-2.5 to 2.5
	-20	3.85	17.138				0.0068	-2.5 to 2.5	Pass		
	-10	3.85	15.907				0.0064	-2.5 to 2.5	Pass		
	0	3.85	13.747				0.0055	-2.5 to 2.5	Pass		
	10	3.85	13.561				0.0054	-2.5 to 2.5	Pass		
	30	3.85	11.916				0.0048	-2.5 to 2.5	Pass		
	40	3.85	12.689				0.0051	-2.5 to 2.5	Pass		
50	3.85	11.401	0.0046				-2.5 to 2.5	Pass			
2535	25	0	20				3.27	0.830	0.0003	-2.5 to 2.5	Pass
				3.85	4.034	0.0016	-2.5 to 2.5	Pass			
			20	25	0	4.43	3.090	0.0012	-2.5 to 2.5	Pass	
						-30	3.85	2.518	0.0010	-2.5 to 2.5	Pass
			-20	3.85	2.346	0.0009	-2.5 to 2.5	Pass			
			-10	3.85	0.186	0.0001	-2.5 to 2.5	Pass			
			0	3.85	0.443	0.0002	-2.5 to 2.5	Pass			
			10	3.85	-0.272	-0.0001	-2.5 to 2.5	Pass			
			30	3.85	-0.286	-0.0001	-2.5 to 2.5	Pass			
			40	3.85	-0.143	-0.0001	-2.5 to 2.5	Pass			
			50	3.85	-0.114	0.0000	-2.5 to 2.5	Pass			
			2567.5	25	0	20	3.27	8.955	0.0035	-2.5 to 2.5	Pass
3.85	12.603	0.0049					-2.5 to 2.5	Pass			
20	25	0				4.43	11.945	0.0047	-2.5 to 2.5	Pass	
						-30	3.85	11.358	0.0044	-2.5 to 2.5	Pass
-20	3.85	11.845				0.0046	-2.5 to 2.5	Pass			
-10	3.85	10.114				0.0039	-2.5 to 2.5	Pass			
0	3.85	9.270				0.0036	-2.5 to 2.5	Pass			
10	3.85	9.742				0.0038	-2.5 to 2.5	Pass			
30	3.85	8.726				0.0034	-2.5 to 2.5	Pass			
40	3.85	8.698				0.0034	-2.5 to 2.5	Pass			
50	3.85	8.297				0.0032	-2.5 to 2.5	Pass			

2.2 B7_10MHz

2.2.1 Test Result

Band: 7 / Bandwidth: 10MHz										
Modulation	Frequency (MHz)	RB Allocation		Temp. (°C)	Voltage (VDC)	Freq. Error (Hz)	Freq. vs. Rated (ppm)		Verdict	
		Size	Offset				Result	Limit		
QPSK	2505	50	0	20	3.27	9.098	0.0036	-2.5 to 2.5	Pass	
					3.85	26.693	0.0107	-2.5 to 2.5	Pass	
					4.43	41.227	0.0165	-2.5 to 2.5	Pass	
				-30	3.85	-11.988	-0.0048	-2.5 to 2.5	Pass	
					-20	3.85	-4.292	-0.0017	-2.5 to 2.5	Pass
						3.85	-5.121	-0.0020	-2.5 to 2.5	Pass
				0	3.85	-0.315	-0.0001	-2.5 to 2.5	Pass	
					10	3.85	3.762	0.0015	-2.5 to 2.5	Pass
				30	3.85	8.640	0.0034	-2.5 to 2.5	Pass	
	40	3.85	11.072	0.0044	-2.5 to 2.5	Pass				
	50	3.85	13.933	0.0056	-2.5 to 2.5	Pass				
	2535	50	0	20	3.27	-2.775	-0.0011	-2.5 to 2.5	Pass	
					3.85	-6.223	-0.0025	-2.5 to 2.5	Pass	
					4.43	-5.608	-0.0022	-2.5 to 2.5	Pass	
				-30	3.85	-4.578	-0.0018	-2.5 to 2.5	Pass	
					-20	3.85	-4.249	-0.0017	-2.5 to 2.5	Pass
						3.85	-2.503	-0.0010	-2.5 to 2.5	Pass
				0	3.85	-2.260	-0.0009	-2.5 to 2.5	Pass	
					10	3.85	-2.346	-0.0009	-2.5 to 2.5	Pass
				30	3.85	-2.589	-0.0010	-2.5 to 2.5	Pass	
	40	3.85	-1.817	-0.0007	-2.5 to 2.5	Pass				
	50	3.85	-2.575	-0.0010	-2.5 to 2.5	Pass				
	2565	50	0	20	3.27	11.716	0.0046	-2.5 to 2.5	Pass	
					3.85	12.660	0.0049	-2.5 to 2.5	Pass	
					4.43	13.576	0.0053	-2.5 to 2.5	Pass	
				-30	3.85	12.217	0.0048	-2.5 to 2.5	Pass	
					-20	3.85	14.033	0.0055	-2.5 to 2.5	Pass
3.85						15.435	0.0060	-2.5 to 2.5	Pass	
0				3.85	19.898	0.0078	-2.5 to 2.5	Pass		
				10	3.85	22.759	0.0089	-2.5 to 2.5	Pass	
30				3.85	24.791	0.0097	-2.5 to 2.5	Pass		
40	3.85	24.805	0.0097	-2.5 to 2.5	Pass					
50	3.85	24.920	0.0097	-2.5 to 2.5	Pass					
16QAM	2505	50	0	20	3.27	16.980	0.0068	-2.5 to 2.5	Pass	
					3.85	22.402	0.0089	-2.5 to 2.5	Pass	
					4.43	23.403	0.0093	-2.5 to 2.5	Pass	
				-30	3.85	23.832	0.0095	-2.5 to 2.5	Pass	
					-20	3.85	24.076	0.0096	-2.5 to 2.5	Pass
						3.85	29.783	0.0119	-2.5 to 2.5	Pass
				0	3.85	29.826	0.0119	-2.5 to 2.5	Pass	
					10	3.85	28.539	0.0114	-2.5 to 2.5	Pass
				30	3.85	27.351	0.0109	-2.5 to 2.5	Pass	
	40	3.85	26.007	0.0104	-2.5 to 2.5	Pass				
	50	3.85	25.692	0.0103	-2.5 to 2.5	Pass				
	2535	50	0	20	3.27	-0.687	-0.0003	-2.5 to 2.5	Pass	
					3.85	1.316	0.0005	-2.5 to 2.5	Pass	
					4.43	0.486	0.0002	-2.5 to 2.5	Pass	
				-30	3.85	-0.243	-0.0001	-2.5 to 2.5	Pass	
					-20	3.85	-0.143	-0.0001	-2.5 to 2.5	Pass
						3.85	-1.073	-0.0004	-2.5 to 2.5	Pass
				0	3.85	-1.488	-0.0006	-2.5 to 2.5	Pass	
10					3.85	-2.203	-0.0009	-2.5 to 2.5	Pass	
30				3.85	-2.346	-0.0009	-2.5 to 2.5	Pass		
40	3.85	-2.561	-0.0010	-2.5 to 2.5	Pass					
50	3.85	-3.276	-0.0013	-2.5 to 2.5	Pass					

	2565	50	0	20	3.27	25.892	0.0101	-2.5 to 2.5	Pass
					3.85	28.095	0.0110	-2.5 to 2.5	Pass
					4.43	27.566	0.0107	-2.5 to 2.5	Pass
				-30	3.85	25.520	0.0099	-2.5 to 2.5	Pass
				-20	3.85	25.077	0.0098	-2.5 to 2.5	Pass
				-10	3.85	24.061	0.0094	-2.5 to 2.5	Pass
				0	3.85	23.746	0.0093	-2.5 to 2.5	Pass
				10	3.85	23.732	0.0093	-2.5 to 2.5	Pass
				30	3.85	22.717	0.0089	-2.5 to 2.5	Pass
				40	3.85	22.030	0.0086	-2.5 to 2.5	Pass
50	3.85	21.214	0.0083	-2.5 to 2.5	Pass				

2.3 B7_15MHz

2.3.1 Test Result

Band: 7 / Bandwidth: 15MHz									
Modulation	Frequency (MHz)	RB Allocation		Temp. (°C)	Voltage (VDC)	Freq. Error (Hz)	Freq. vs. Rated (ppm)		Verdict
		Size	Offset				Result	Limit	
QPSK	2507.5	75	0	20	3.27	10.571	0.0042	-2.5 to 2.5	Pass
					3.85	25.077	0.0100	-2.5 to 2.5	Pass
					4.43	33.417	0.0133	-2.5 to 2.5	Pass
				-30	3.85	-6.337	-0.0025	-2.5 to 2.5	Pass
				-20	3.85	1.545	0.0006	-2.5 to 2.5	Pass
				-10	3.85	8.454	0.0034	-2.5 to 2.5	Pass
				0	3.85	11.873	0.0047	-2.5 to 2.5	Pass
				10	3.85	15.993	0.0064	-2.5 to 2.5	Pass
				30	3.85	19.455	0.0078	-2.5 to 2.5	Pass
	40	3.85	22.717	0.0091	-2.5 to 2.5	Pass			
	50	3.85	24.948	0.0099	-2.5 to 2.5	Pass			
	2535	75	0	20	3.27	-2.718	-0.0011	-2.5 to 2.5	Pass
					3.85	-2.618	-0.0010	-2.5 to 2.5	Pass
					4.43	-2.775	-0.0011	-2.5 to 2.5	Pass
				-30	3.85	-2.475	-0.0010	-2.5 to 2.5	Pass
				-20	3.85	-2.275	-0.0009	-2.5 to 2.5	Pass
				-10	3.85	-1.531	-0.0006	-2.5 to 2.5	Pass
				0	3.85	-1.745	-0.0007	-2.5 to 2.5	Pass
				10	3.85	-1.230	-0.0005	-2.5 to 2.5	Pass
				30	3.85	-1.516	-0.0006	-2.5 to 2.5	Pass
	40	3.85	-1.645	-0.0006	-2.5 to 2.5	Pass			
	50	3.85	-0.801	-0.0003	-2.5 to 2.5	Pass			
	2562.5	75	0	20	3.27	-0.272	-0.0001	-2.5 to 2.5	Pass
					3.85	-1.860	-0.0007	-2.5 to 2.5	Pass
					4.43	-1.860	-0.0007	-2.5 to 2.5	Pass
				-30	3.85	-1.087	-0.0004	-2.5 to 2.5	Pass
				-20	3.85	-1.373	-0.0005	-2.5 to 2.5	Pass
-10				3.85	-2.046	-0.0008	-2.5 to 2.5	Pass	
0				3.85	-0.243	-0.0001	-2.5 to 2.5	Pass	
10				3.85	0.186	0.0001	-2.5 to 2.5	Pass	
30				3.85	0.014	0.0000	-2.5 to 2.5	Pass	
40	3.85	-0.029	0.0000	-2.5 to 2.5	Pass				
50	3.85	-0.157	-0.0001	-2.5 to 2.5	Pass				
16QAM	2507.5	75	0	20	3.27	27.523	0.0110	-2.5 to 2.5	Pass
					3.85	30.828	0.0123	-2.5 to 2.5	Pass
					4.43	36.335	0.0145	-2.5 to 2.5	Pass
				-30	3.85	35.849	0.0143	-2.5 to 2.5	Pass
				-20	3.85	34.490	0.0138	-2.5 to 2.5	Pass
-10	3.85	34.919	0.0139	-2.5 to 2.5	Pass				

				0	3.85	34.490	0.0138	-2.5 to 2.5	Pass
				10	3.85	34.189	0.0136	-2.5 to 2.5	Pass
				30	3.85	35.520	0.0142	-2.5 to 2.5	Pass
				40	3.85	34.461	0.0137	-2.5 to 2.5	Pass
				50	3.85	34.375	0.0137	-2.5 to 2.5	Pass
	2535	75	0	20	3.27	-0.787	-0.0003	-2.5 to 2.5	Pass
					3.85	-0.772	-0.0003	-2.5 to 2.5	Pass
					4.43	-0.315	-0.0001	-2.5 to 2.5	Pass
				-30	3.85	-0.243	-0.0001	-2.5 to 2.5	Pass
				-20	3.85	-0.844	-0.0003	-2.5 to 2.5	Pass
				-10	3.85	-0.043	0.0000	-2.5 to 2.5	Pass
				0	3.85	-0.443	-0.0002	-2.5 to 2.5	Pass
				10	3.85	-0.601	-0.0002	-2.5 to 2.5	Pass
				30	3.85	-0.429	-0.0002	-2.5 to 2.5	Pass
				40	3.85	-0.844	-0.0003	-2.5 to 2.5	Pass
	50	3.85	0.014	0.0000	-2.5 to 2.5	Pass			
	2562.5	75	0	20	3.27	0.315	0.0001	-2.5 to 2.5	Pass
					3.85	0.930	0.0004	-2.5 to 2.5	Pass
					4.43	0.114	0.0000	-2.5 to 2.5	Pass
				-30	3.85	0.329	0.0001	-2.5 to 2.5	Pass
				-20	3.85	0.172	0.0001	-2.5 to 2.5	Pass
				-10	3.85	0.615	0.0002	-2.5 to 2.5	Pass
				0	3.85	0.558	0.0002	-2.5 to 2.5	Pass
				10	3.85	-0.129	-0.0001	-2.5 to 2.5	Pass
30				3.85	1.116	0.0004	-2.5 to 2.5	Pass	
40				3.85	0.587	0.0002	-2.5 to 2.5	Pass	
50	3.85	1.788	0.0007	-2.5 to 2.5	Pass				

2.4 B7_20MHz

2.4.1 Test Result

Band: 7 / Bandwidth: 20MHz									
Modulation	Frequency (MHz)	RB Allocation		Temp. (°C)	Voltage (VDC)	Freq. Error (Hz)	Freq. vs. Rated (ppm)		Verdict
		Size	Offset				Result	Limit	
QPSK	2510	100	0	20	3.27	-31.300	-0.0125	-2.5 to 2.5	Pass
					3.85	-35.334	-0.0141	-2.5 to 2.5	Pass
					4.43	-33.317	-0.0133	-2.5 to 2.5	Pass
				-30	3.85	-32.673	-0.0130	-2.5 to 2.5	Pass
				-20	3.85	-32.058	-0.0128	-2.5 to 2.5	Pass
				-10	3.85	-31.400	-0.0125	-2.5 to 2.5	Pass
				0	3.85	-30.627	-0.0122	-2.5 to 2.5	Pass
				10	3.85	-30.670	-0.0122	-2.5 to 2.5	Pass
				30	3.85	-31.013	-0.0124	-2.5 to 2.5	Pass
				40	3.85	-30.656	-0.0122	-2.5 to 2.5	Pass
	50	3.85	-29.769	-0.0119	-2.5 to 2.5	Pass			
	2535	100	0	20	3.27	3.891	0.0015	-2.5 to 2.5	Pass
					3.85	2.847	0.0011	-2.5 to 2.5	Pass
					4.43	5.293	0.0021	-2.5 to 2.5	Pass
				-30	3.85	6.251	0.0025	-2.5 to 2.5	Pass
				-20	3.85	7.424	0.0029	-2.5 to 2.5	Pass
				-10	3.85	8.712	0.0034	-2.5 to 2.5	Pass
				0	3.85	9.241	0.0036	-2.5 to 2.5	Pass
				10	3.85	9.456	0.0037	-2.5 to 2.5	Pass
				30	3.85	9.427	0.0037	-2.5 to 2.5	Pass
				40	3.85	10.343	0.0041	-2.5 to 2.5	Pass
	50	3.85	9.642	0.0038	-2.5 to 2.5	Pass			
	2560	100	0	20	3.27	6.752	0.0026	-2.5 to 2.5	Pass

					3.85	4.506	0.0018	-2.5 to 2.5	Pass
					4.43	5.851	0.0023	-2.5 to 2.5	Pass
				-30	3.85	7.238	0.0028	-2.5 to 2.5	Pass
				-20	3.85	9.584	0.0037	-2.5 to 2.5	Pass
				-10	3.85	10.700	0.0042	-2.5 to 2.5	Pass
				0	3.85	11.573	0.0045	-2.5 to 2.5	Pass
				10	3.85	12.488	0.0049	-2.5 to 2.5	Pass
				30	3.85	12.288	0.0048	-2.5 to 2.5	Pass
				40	3.85	13.232	0.0052	-2.5 to 2.5	Pass
				50	3.85	13.347	0.0052	-2.5 to 2.5	Pass
16QAM	2510	100	0	20	3.27	-28.968	-0.0115	-2.5 to 2.5	Pass
					3.85	-27.838	-0.0111	-2.5 to 2.5	Pass
					4.43	-34.089	-0.0136	-2.5 to 2.5	Pass
				-30	3.85	-33.746	-0.0134	-2.5 to 2.5	Pass
				-20	3.85	-32.859	-0.0131	-2.5 to 2.5	Pass
				-10	3.85	-28.682	-0.0114	-2.5 to 2.5	Pass
				0	3.85	-28.639	-0.0114	-2.5 to 2.5	Pass
				10	3.85	-28.768	-0.0115	-2.5 to 2.5	Pass
				30	3.85	-29.340	-0.0117	-2.5 to 2.5	Pass
	40	3.85	-30.584	-0.0122	-2.5 to 2.5	Pass			
	50	3.85	-32.859	-0.0131	-2.5 to 2.5	Pass			
	2535	100	0	20	3.27	10.843	0.0043	-2.5 to 2.5	Pass
					3.85	13.218	0.0052	-2.5 to 2.5	Pass
					4.43	11.659	0.0046	-2.5 to 2.5	Pass
				-30	3.85	10.972	0.0043	-2.5 to 2.5	Pass
				-20	3.85	9.184	0.0036	-2.5 to 2.5	Pass
				-10	3.85	8.140	0.0032	-2.5 to 2.5	Pass
				0	3.85	7.224	0.0028	-2.5 to 2.5	Pass
				10	3.85	6.351	0.0025	-2.5 to 2.5	Pass
				30	3.85	6.223	0.0025	-2.5 to 2.5	Pass
	40	3.85	6.194	0.0024	-2.5 to 2.5	Pass			
	50	3.85	6.022	0.0024	-2.5 to 2.5	Pass			
	2560	100	0	20	3.27	14.563	0.0057	-2.5 to 2.5	Pass
					3.85	16.708	0.0065	-2.5 to 2.5	Pass
					4.43	15.507	0.0061	-2.5 to 2.5	Pass
				-30	3.85	14.405	0.0056	-2.5 to 2.5	Pass
				-20	3.85	12.503	0.0049	-2.5 to 2.5	Pass
-10				3.85	11.888	0.0046	-2.5 to 2.5	Pass	
0				3.85	11.029	0.0043	-2.5 to 2.5	Pass	
10				3.85	11.158	0.0044	-2.5 to 2.5	Pass	
30				3.85	10.800	0.0042	-2.5 to 2.5	Pass	
40	3.85	10.057	0.0039	-2.5 to 2.5	Pass				
50	3.85	9.913	0.0039	-2.5 to 2.5	Pass				

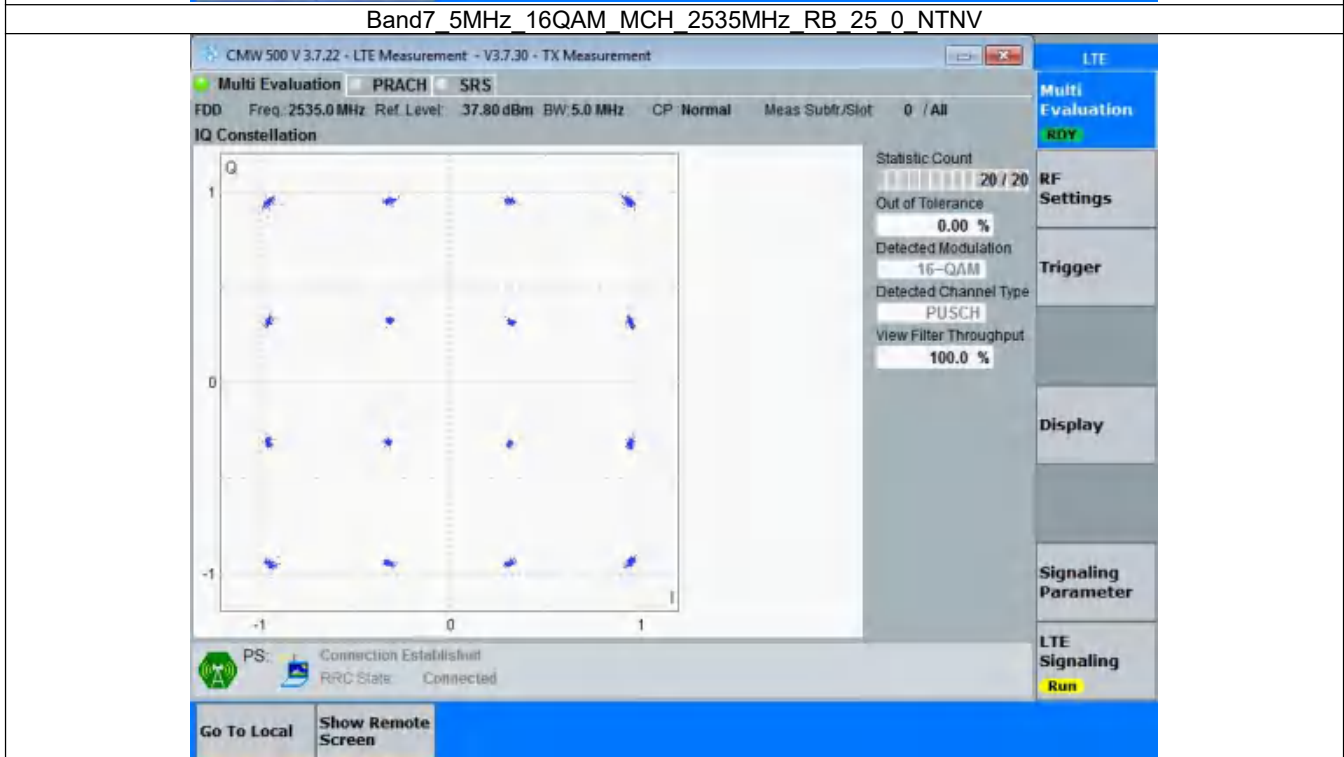
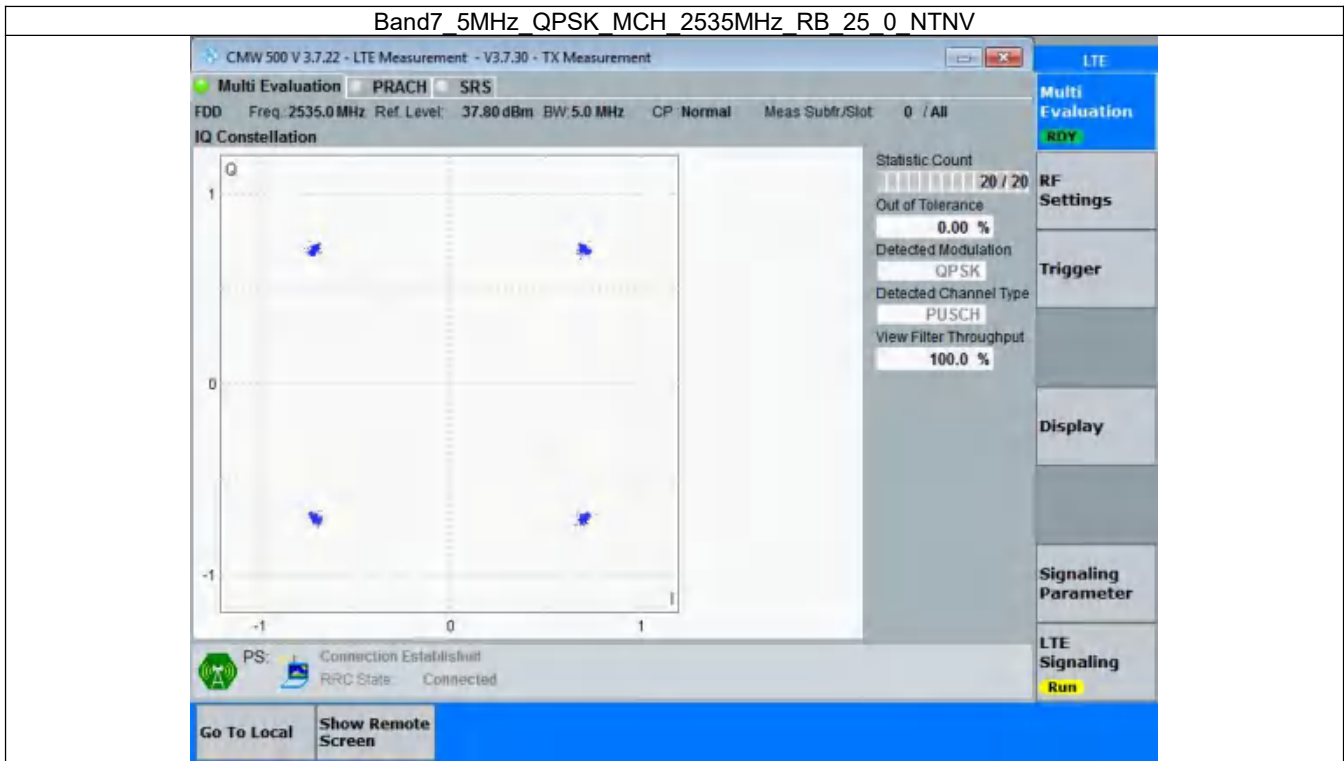
3. Modulation Characteristics

3.1 B7_5MHz

3.1.1 Test Result

Band: 7 / Bandwidth: 5MHz / NTV						
Modulation	Frequency (MHz)	RB Allocation		Modulation Characteristics		Verdict
		Size	Offset	Result	Limit	
QPSK	2535	25	0	Refer To Test Graph		Pass
16QAM	2535	25	0	Refer To Test Graph		Pass

3.1.2 Test Graph

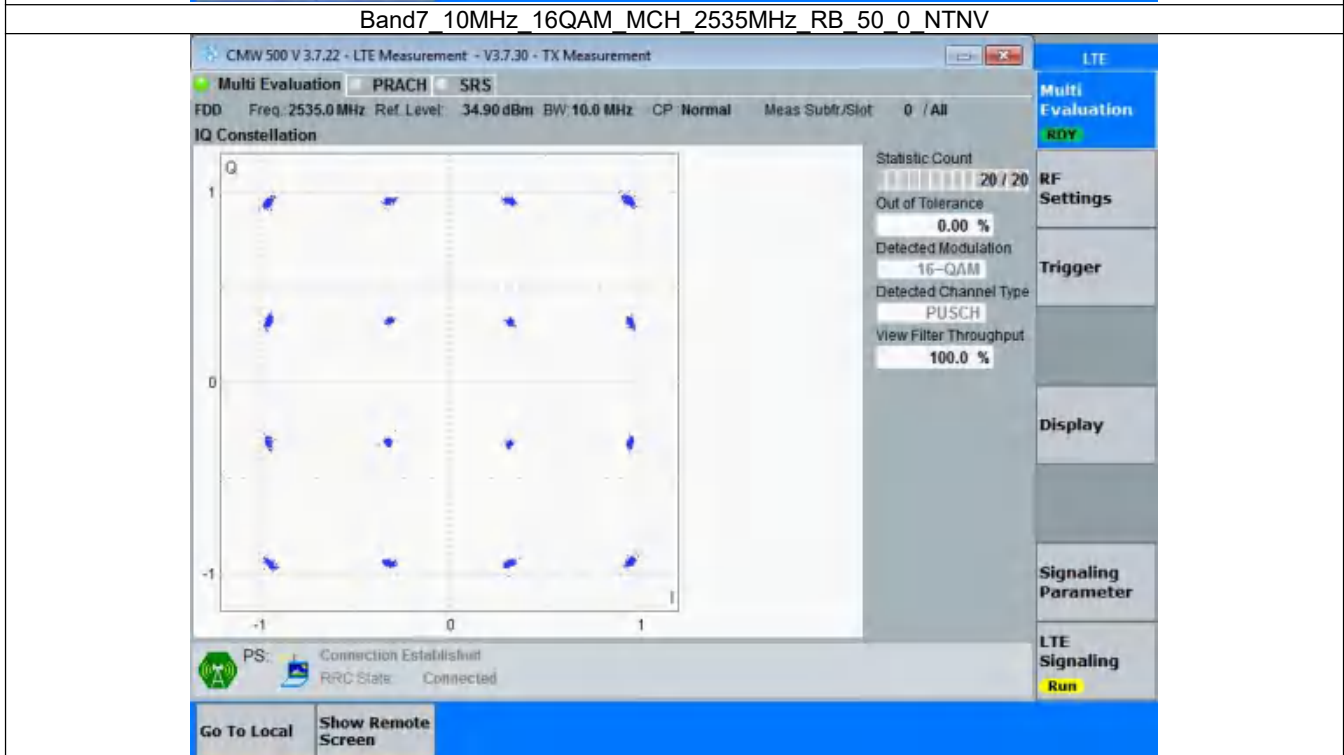
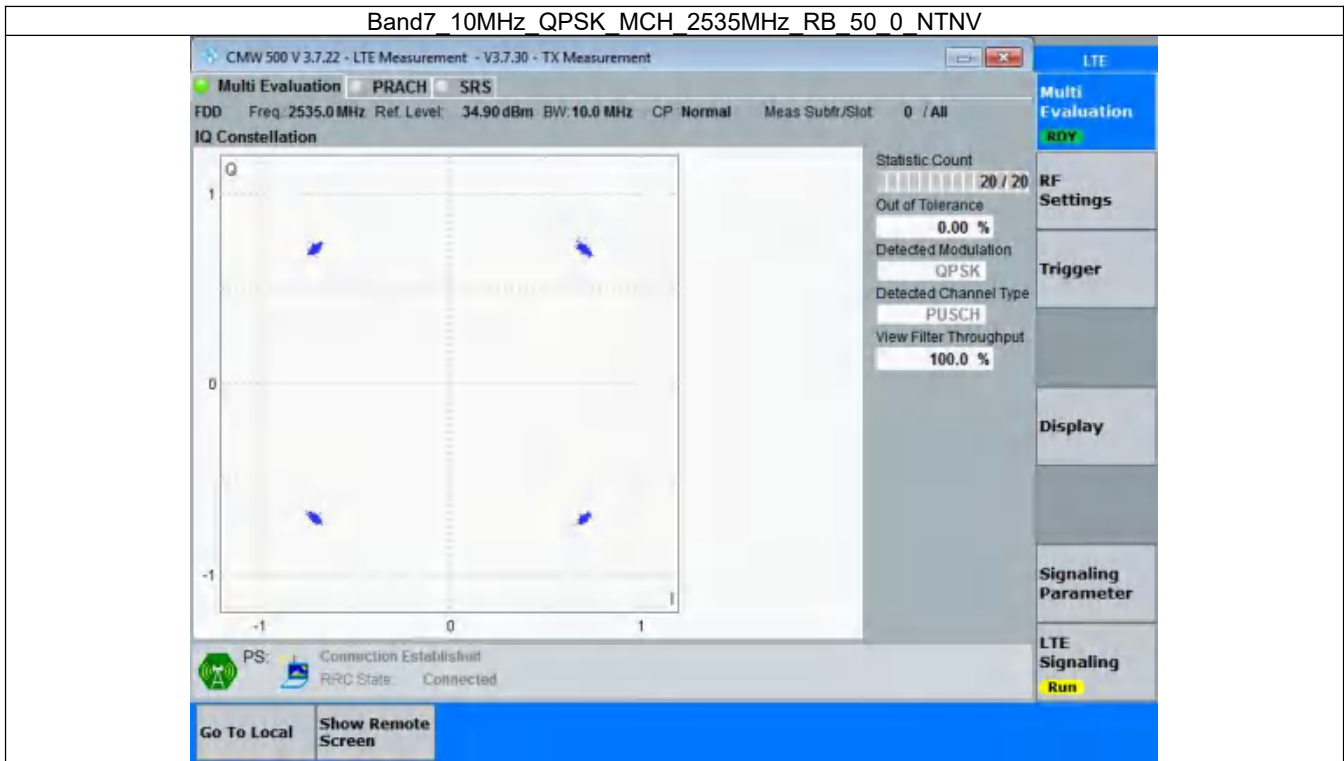


3.2 B7_10MHz

3.2.1 Test Result

Band: 7 / Bandwidth: 10MHz / NTNV						
Modulation	Frequency (MHz)	RB Allocation		Modulation Characteristics		Verdict
		Size	Offset	Result	Limit	
QPSK	2535	50	0	Refer To Test Graph		Pass
16QAM	2535	50	0	Refer To Test Graph		Pass

3.2.2 Test Graph

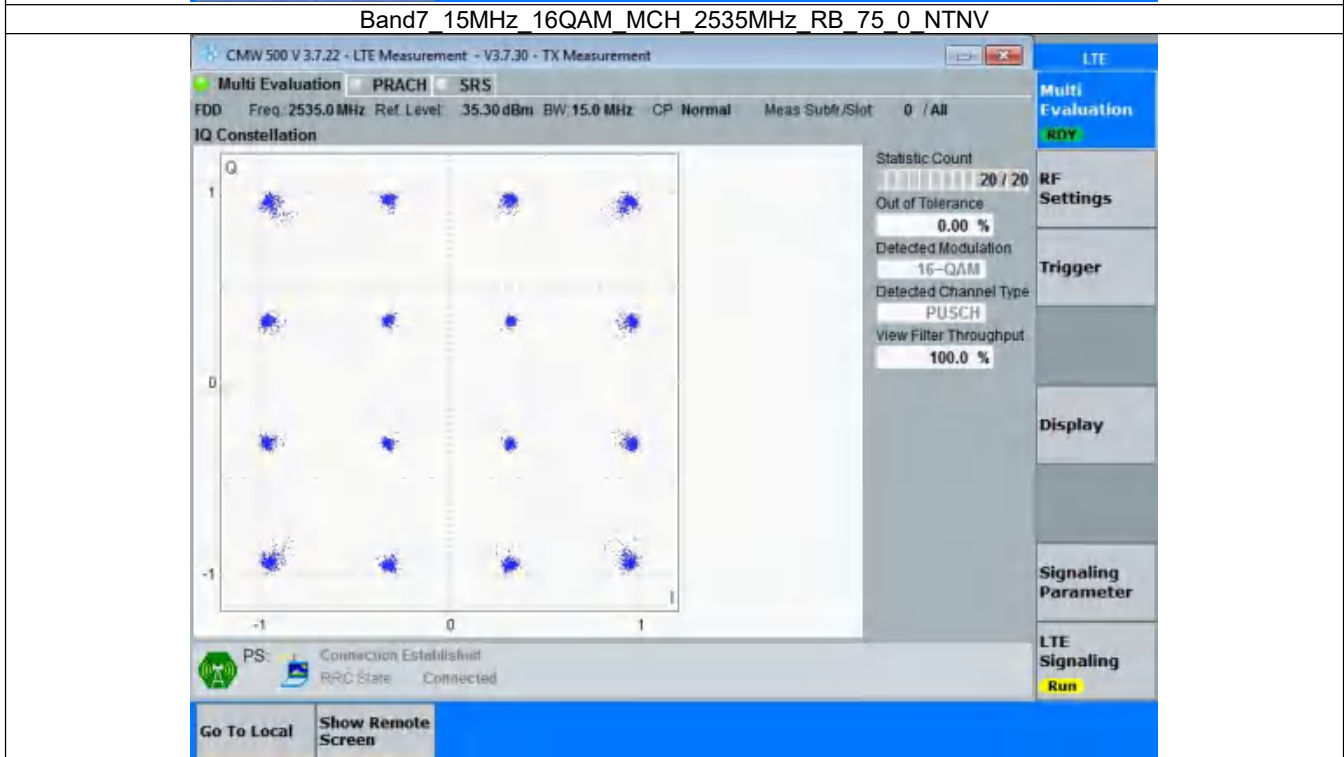
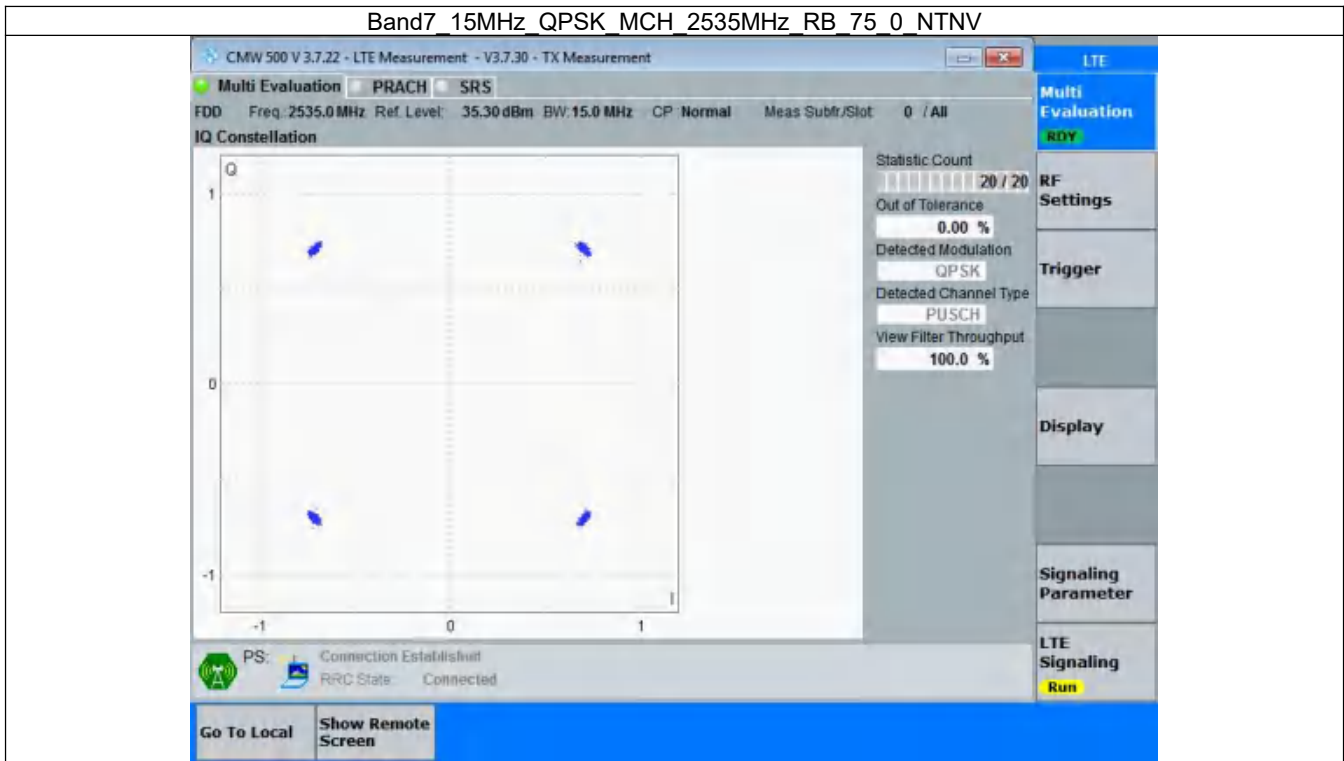


3.3 B7_15MHz

3.3.1 Test Result

Band: 7 / Bandwidth: 15MHz / NTNV						
Modulation	Frequency (MHz)	RB Allocation		Modulation Characteristics		Verdict
		Size	Offset	Result	Limit	
QPSK	2535	75	0	Refer To Test Graph		Pass
16QAM	2535	75	0	Refer To Test Graph		Pass

3.3.2 Test Graph

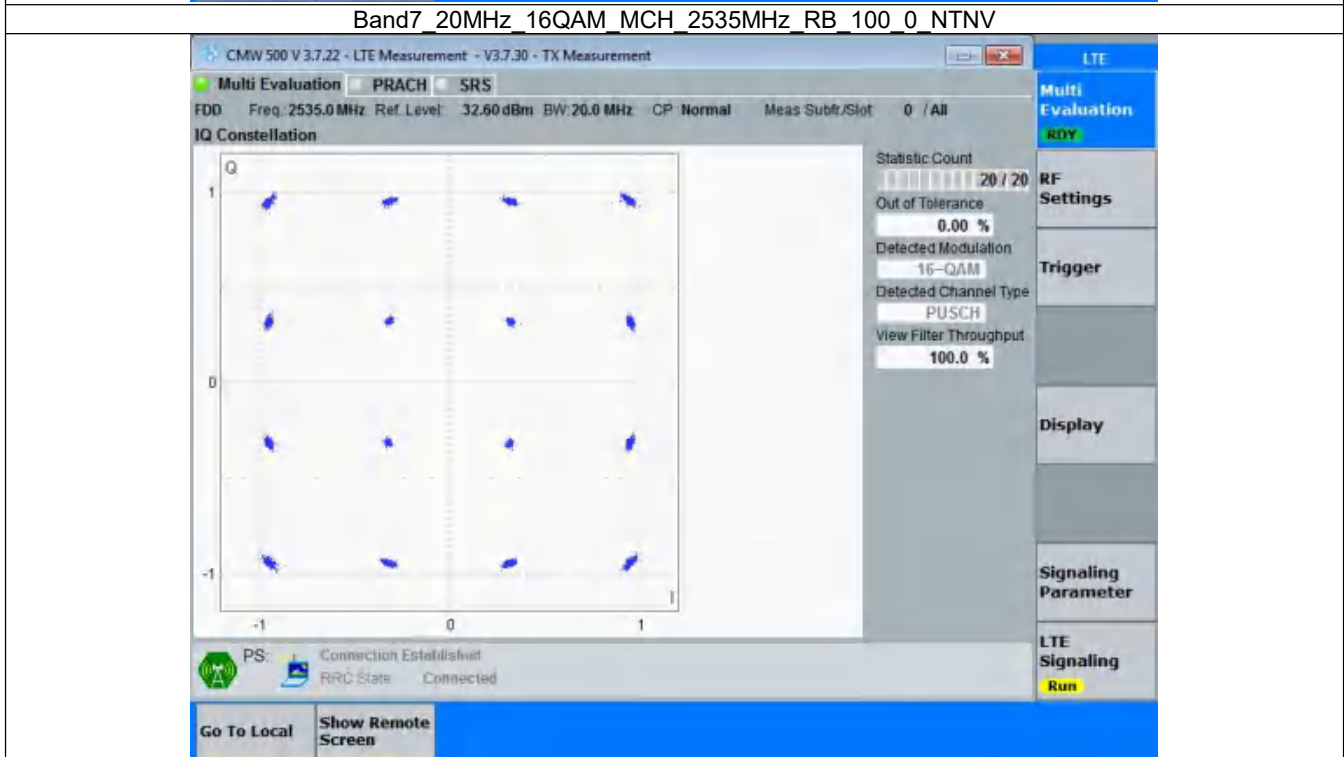
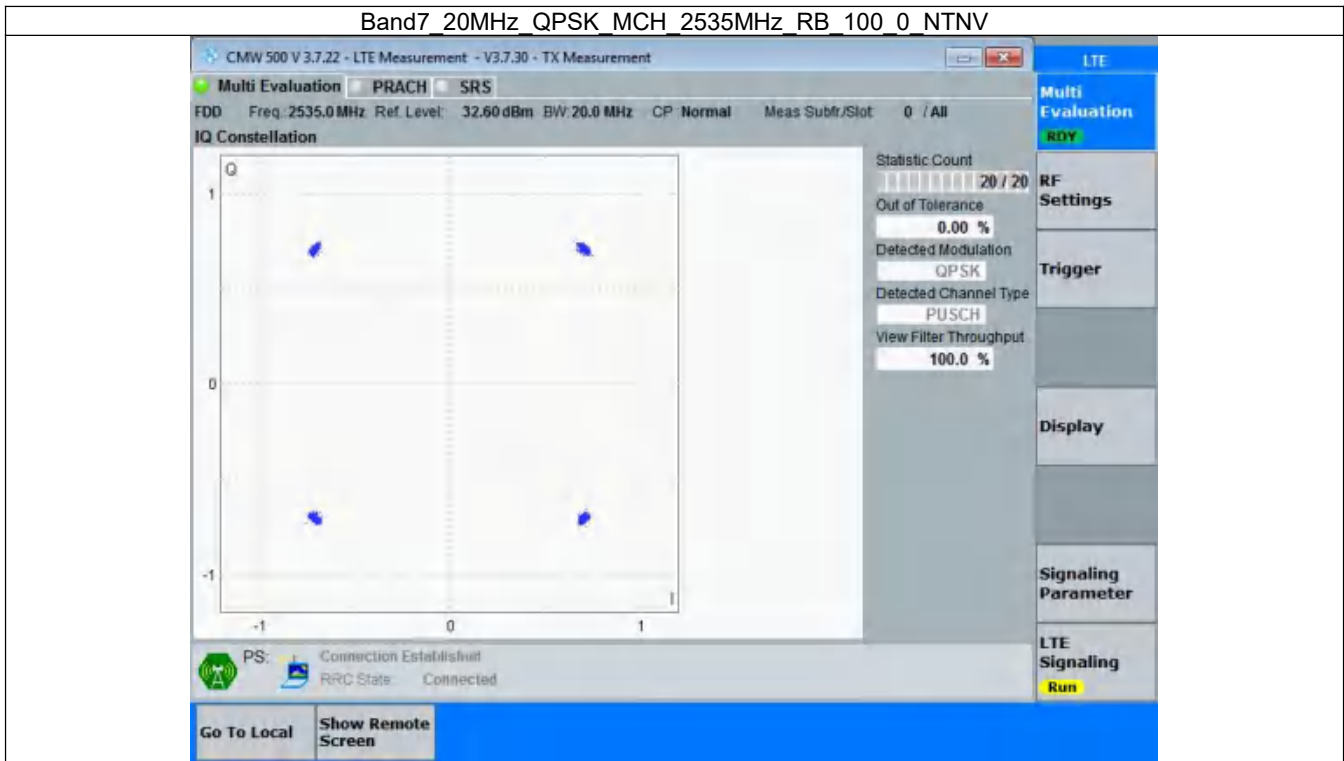


3.4 B7_20MHz

3.4.1 Test Result

Band: 7 / Bandwidth: 20MHz / NTNV						
Modulation	Frequency (MHz)	RB Allocation		Modulation Characteristics		Verdict
		Size	Offset	Result	Limit	
QPSK	2535	100	0	Refer To Test Graph		Pass
16QAM	2535	100	0	Refer To Test Graph		Pass

3.4.2 Test Graph



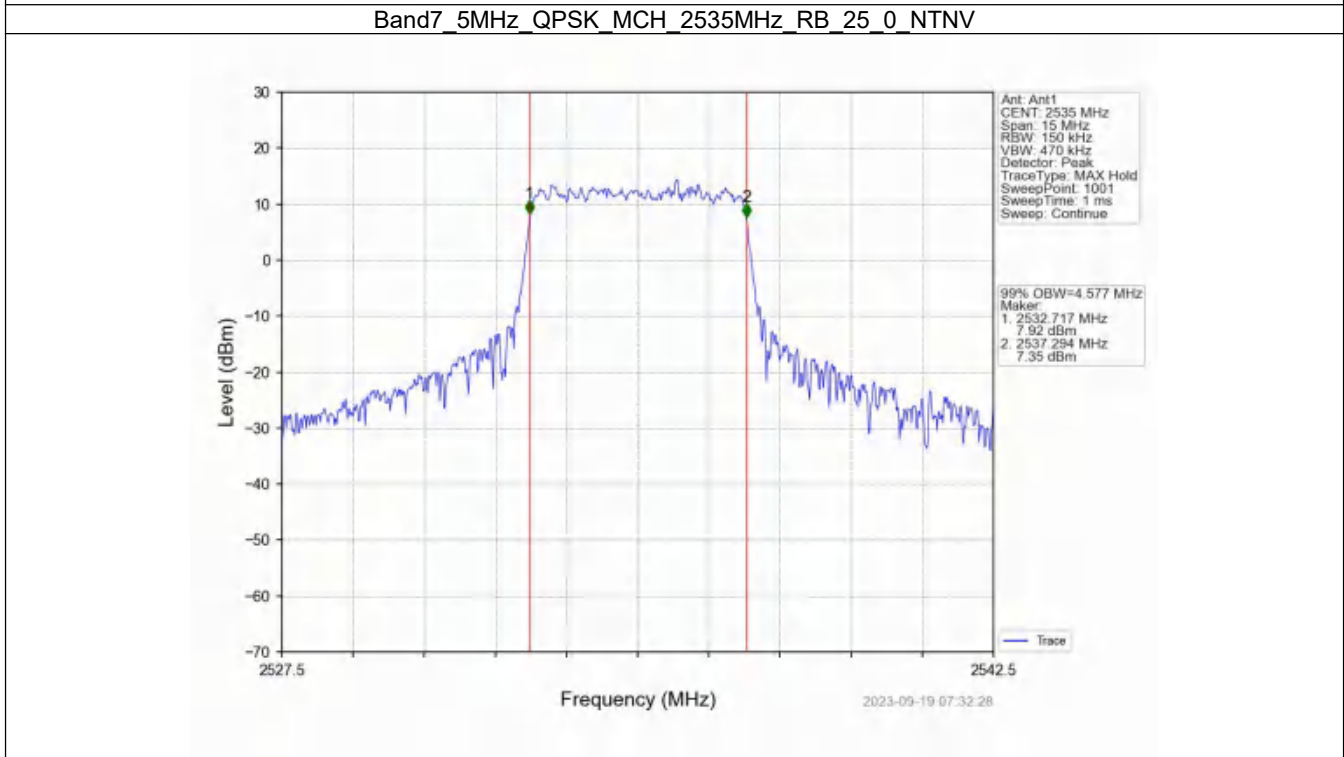
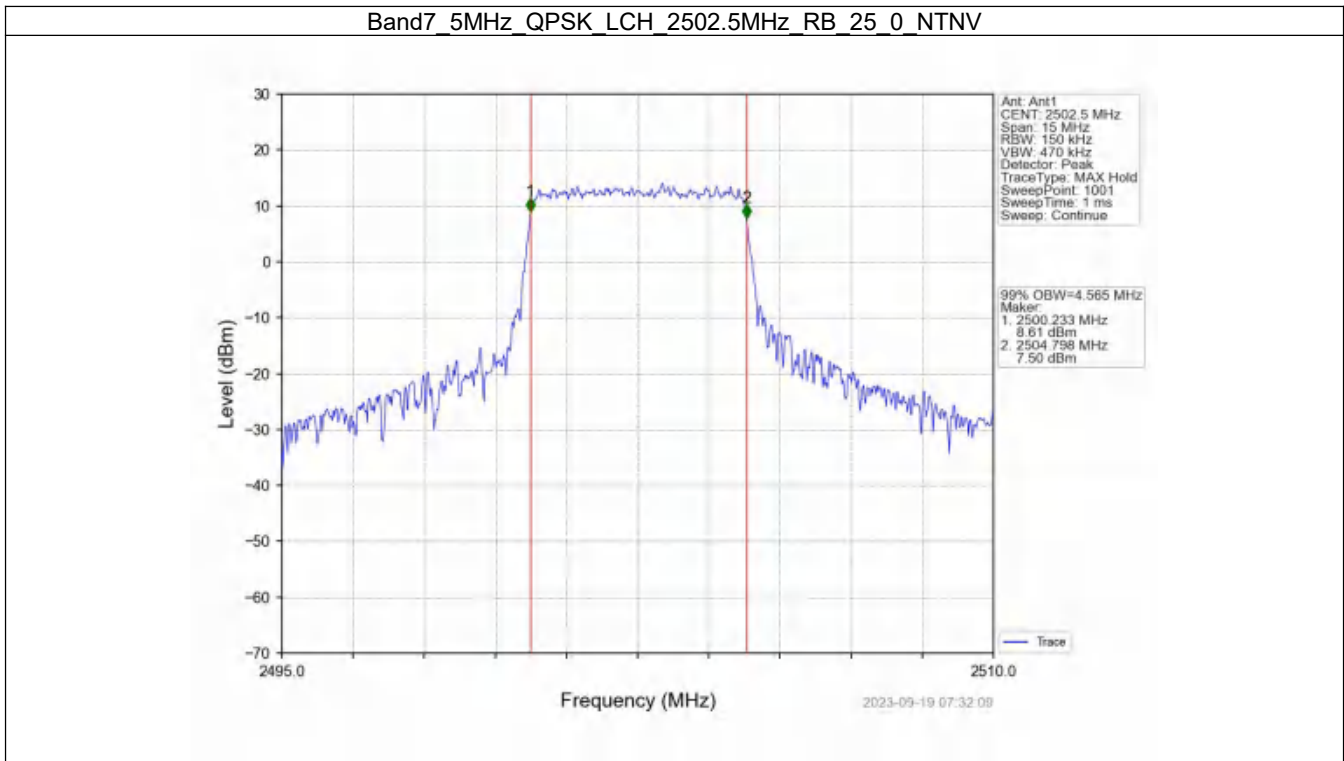
4. 99% & 26dB Bandwidth

4.1 Band7_OBW

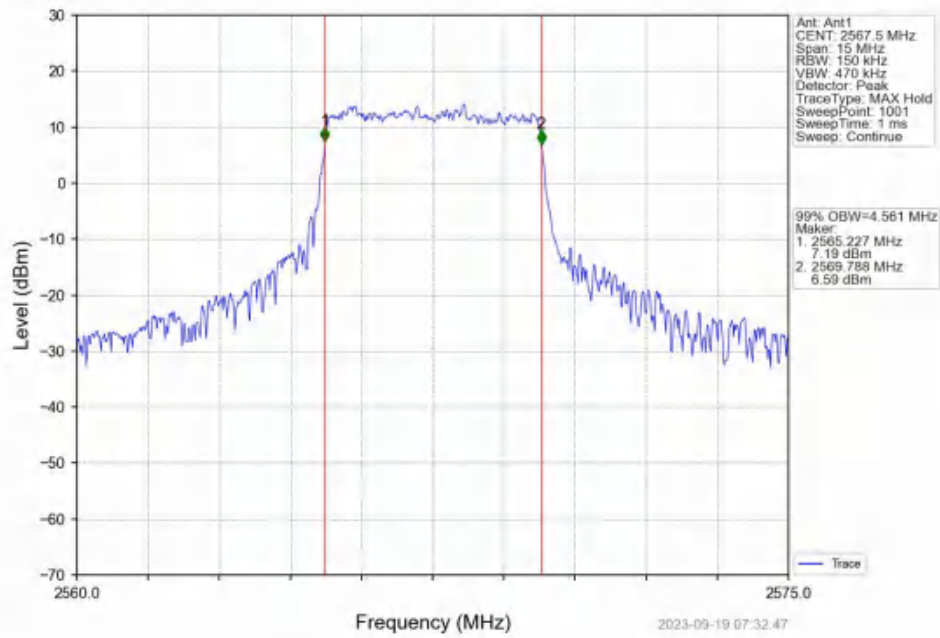
4.1.1 Test Result

Band: 7 / NTNV						
Bandwidth (MHz)	Modulation	Frequency (MHz)	RB Allocation		99% Occupied Bandwidth (MHz)	Verdict
			Size	Offset	Result	
5	QPSK	2502.5	25	0	4.565	Pass
		2535	25	0	4.577	Pass
		2567.5	25	0	4.561	Pass
	16QAM	2502.5	25	0	4.601	Pass
		2535	25	0	4.574	Pass
		2567.5	25	0	4.601	Pass
10	QPSK	2505	50	0	9.116	Pass
		2535	50	0	9.065	Pass
		2565	50	0	9.078	Pass
	16QAM	2505	50	0	9.117	Pass
		2535	50	0	9.084	Pass
		2565	50	0	9.096	Pass
15	QPSK	2507.5	75	0	13.642	Pass
		2535	75	0	13.625	Pass
		2562.5	75	0	13.632	Pass
	16QAM	2507.5	75	0	13.605	Pass
		2535	75	0	13.672	Pass
		2562.5	75	0	13.616	Pass
20	QPSK	2510	100	0	18.200	Pass
		2535	100	0	18.179	Pass
		2560	100	0	18.179	Pass
	16QAM	2510	100	0	18.130	Pass
		2535	100	0	18.190	Pass
		2560	100	0	18.188	Pass

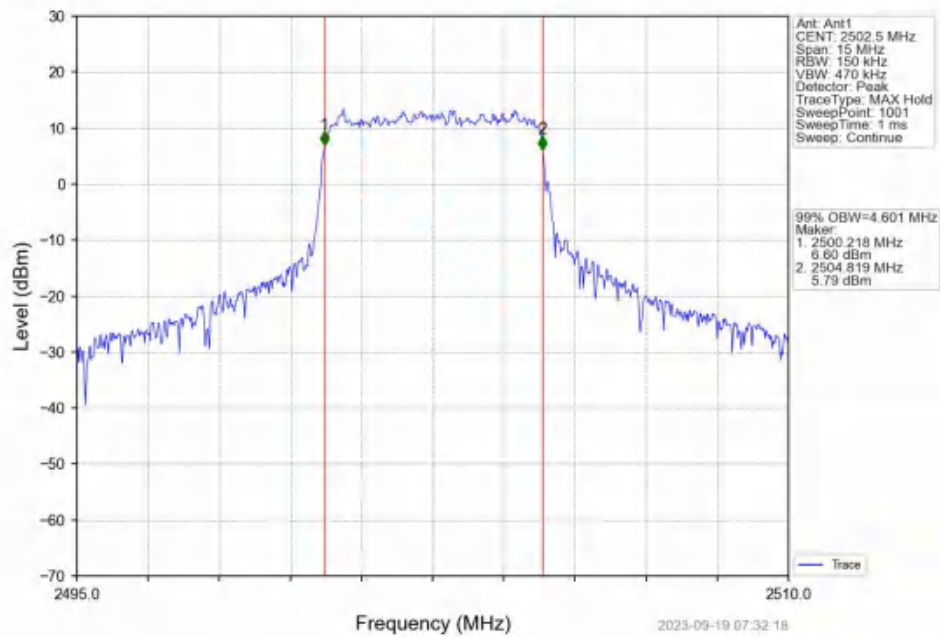
4.1.2 Test Graph



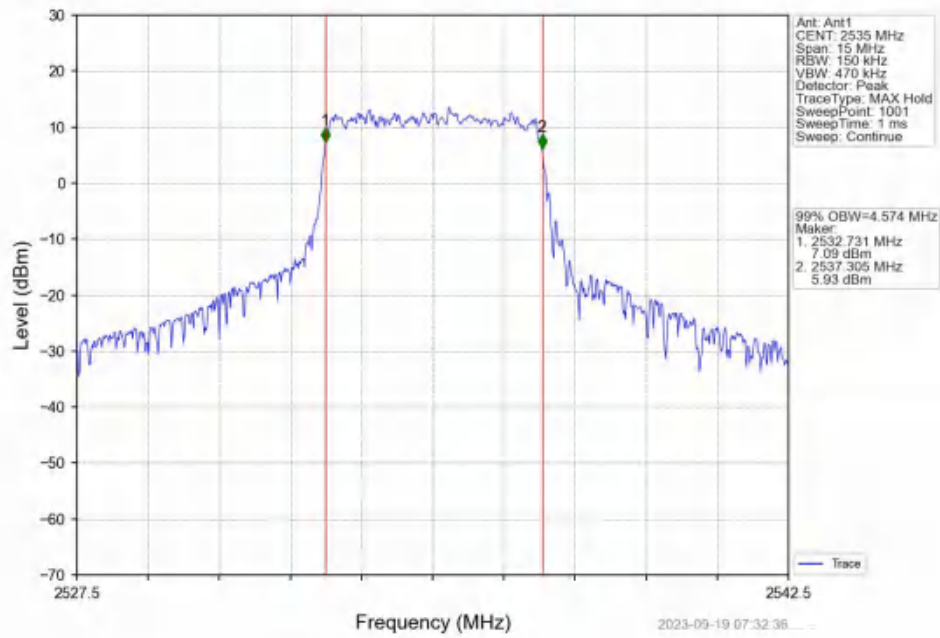
Band7_5MHz_QPSK_HCH_2567.5MHz_RB_25_0_NTNV



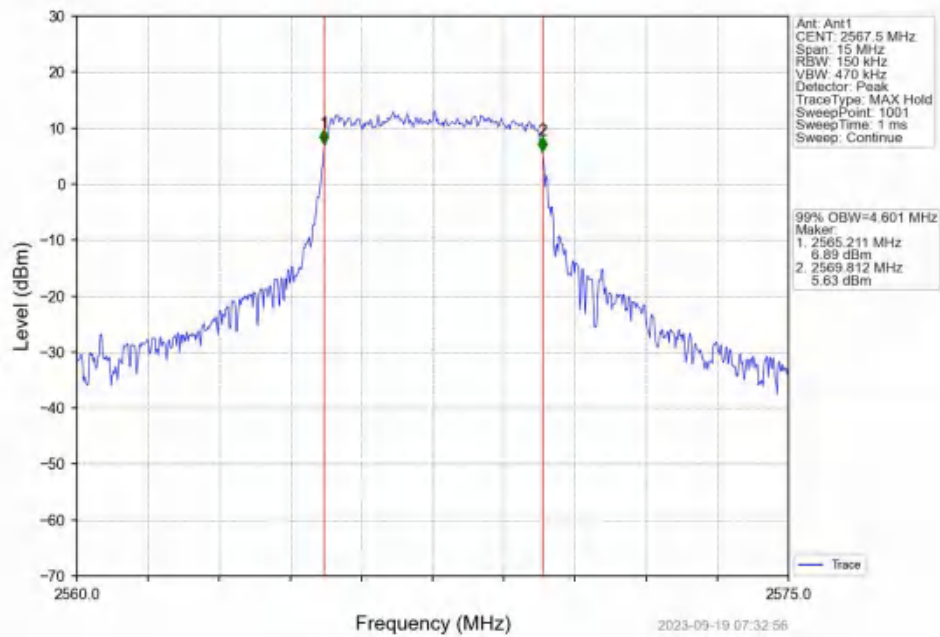
Band7_5MHz_16QAM_LCH_2502.5MHz_RB_25_0_NTNV



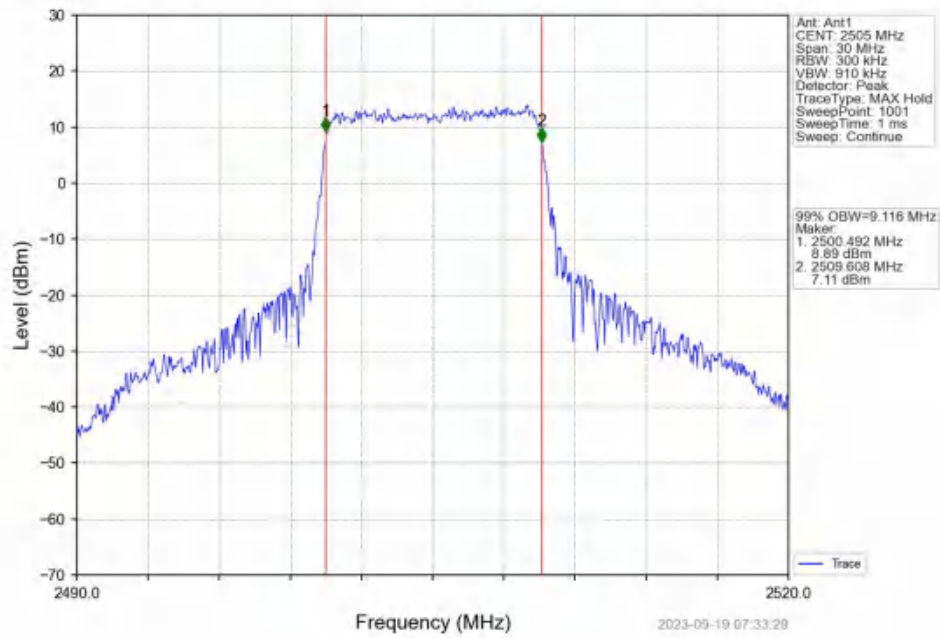
Band7_5MHz_16QAM_MCH_2535MHz_RB_25_0_NTNV



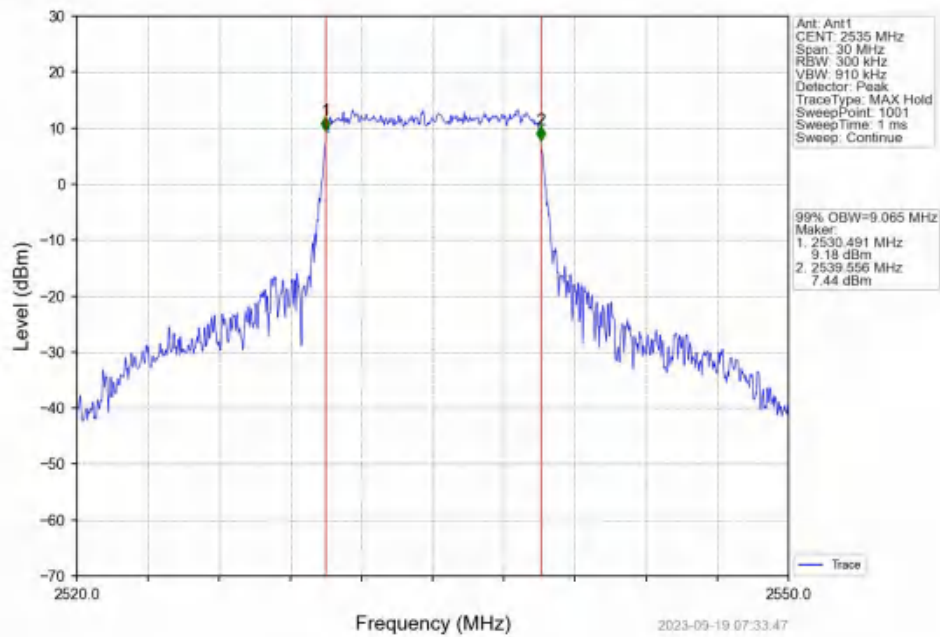
Band7_5MHz_16QAM_HCH_2567.5MHz_RB_25_0_NTNV



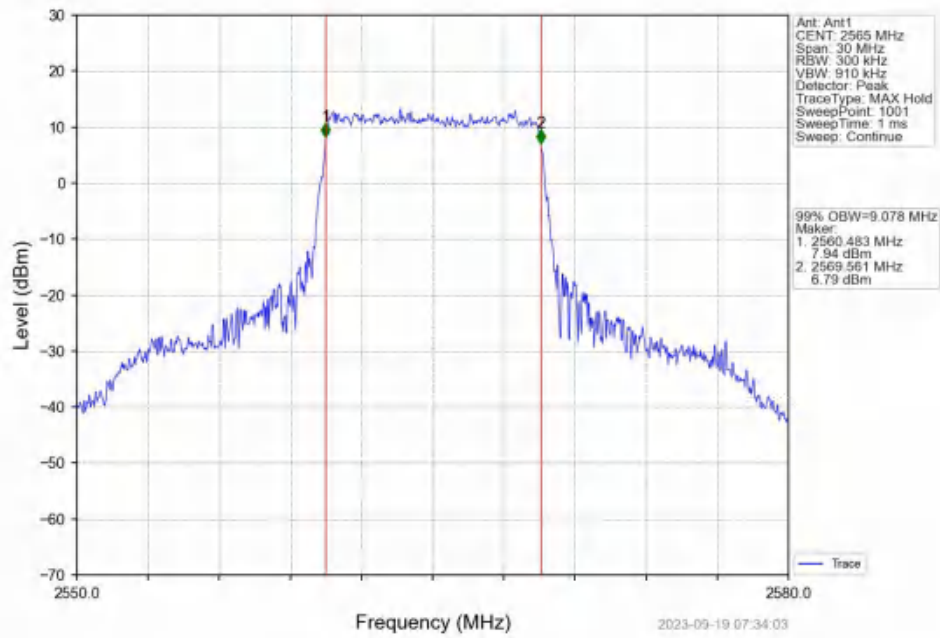
Band7_10MHz_QPSK_LCH_2505MHz_RB_50_0_NTNV



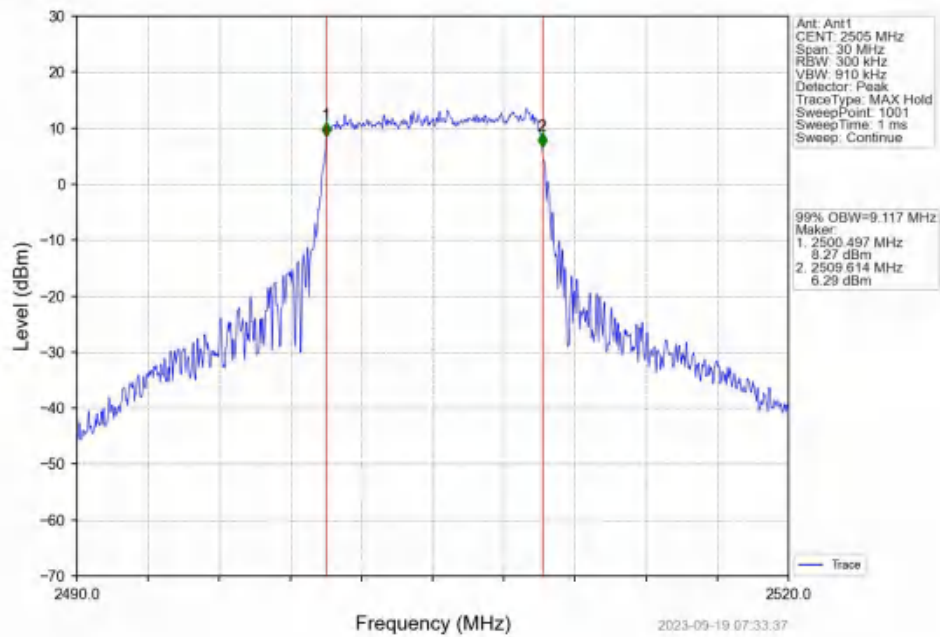
Band7_10MHz_QPSK_MCH_2535MHz_RB_50_0_NTNV



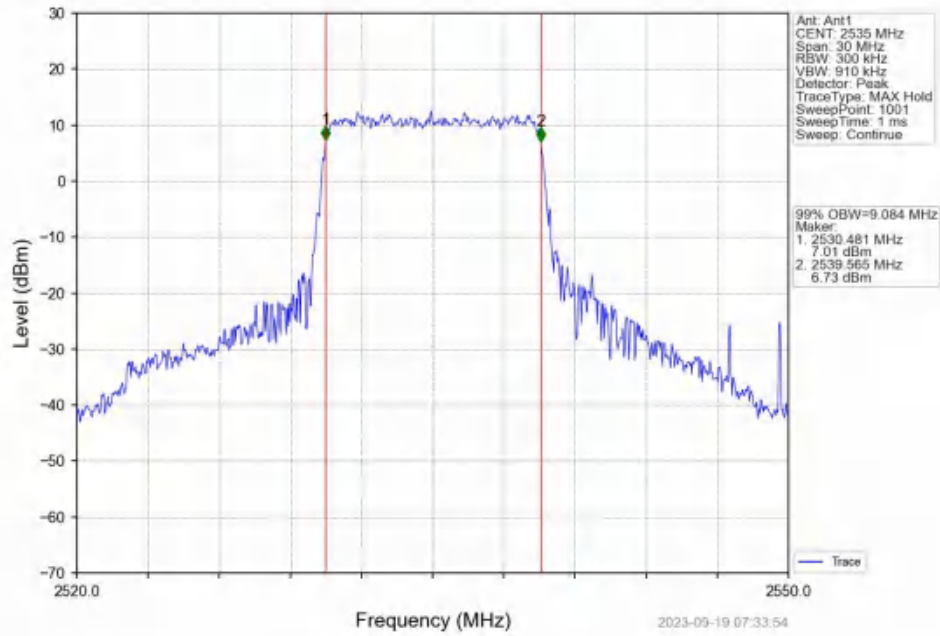
Band7_10MHz_QPSK_HCH_2565MHz_RB_50_0_NTNV



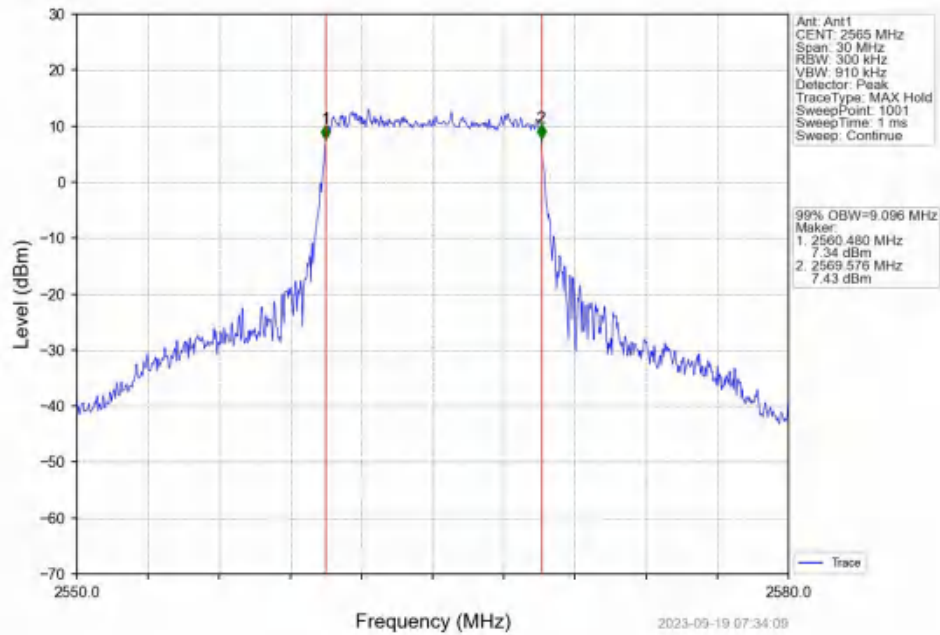
Band7_10MHz_16QAM_LCH_2505MHz_RB_50_0_NTNV



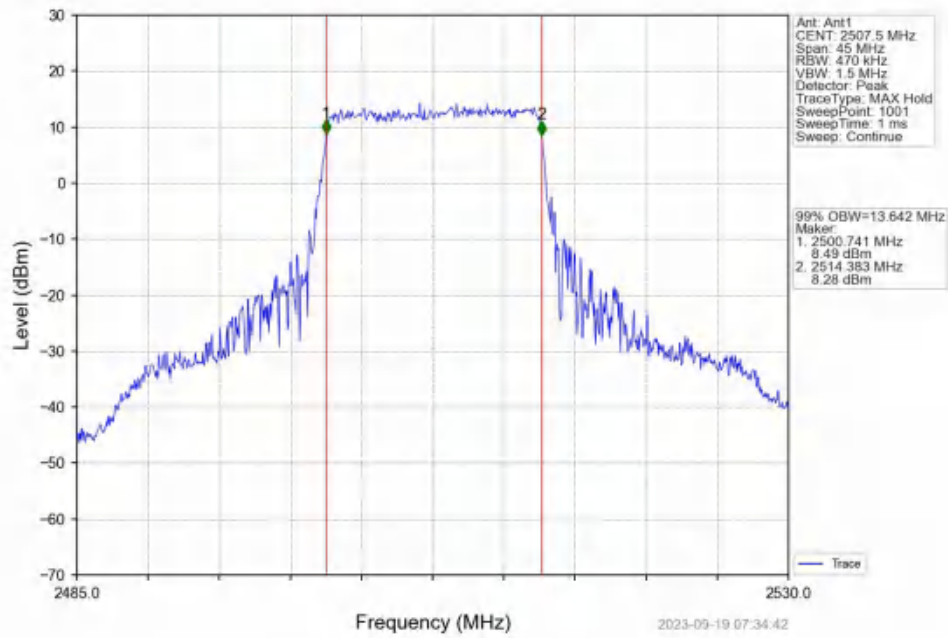
Band7_10MHz_16QAM_MCH_2535MHz_RB_50_0_NTNV



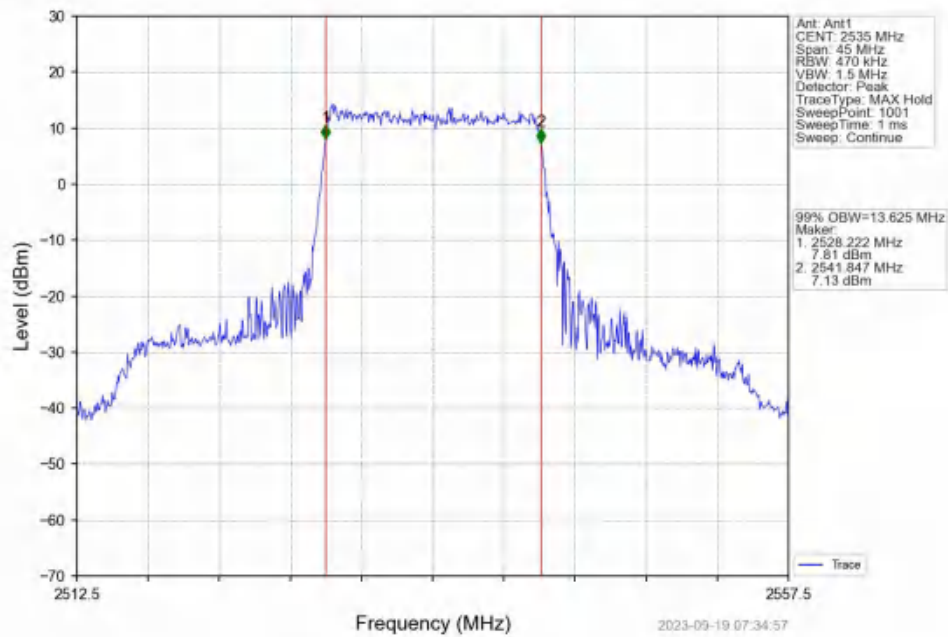
Band7_10MHz_16QAM_HCH_2565MHz_RB_50_0_NTNV



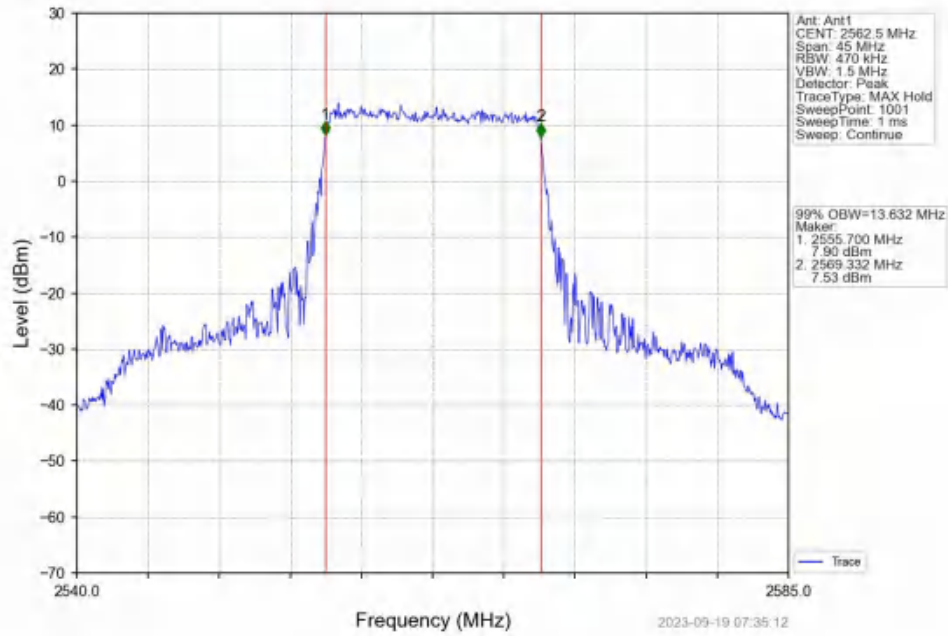
Band7_15MHz_QPSK_LCH_2507.5MHz_RB_75_0_NTNV



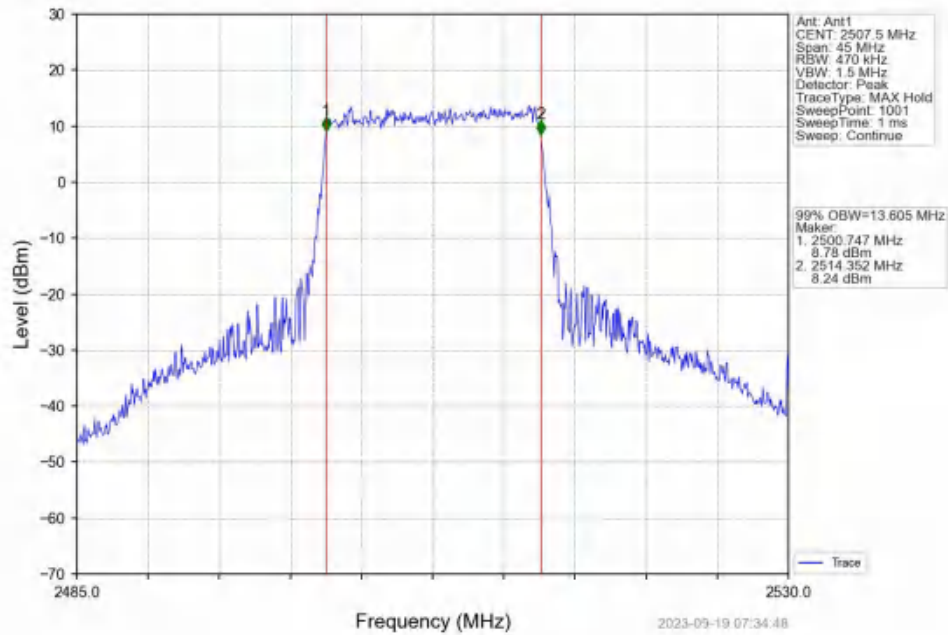
Band7_15MHz_QPSK_MCH_2535MHz_RB_75_0_NTNV



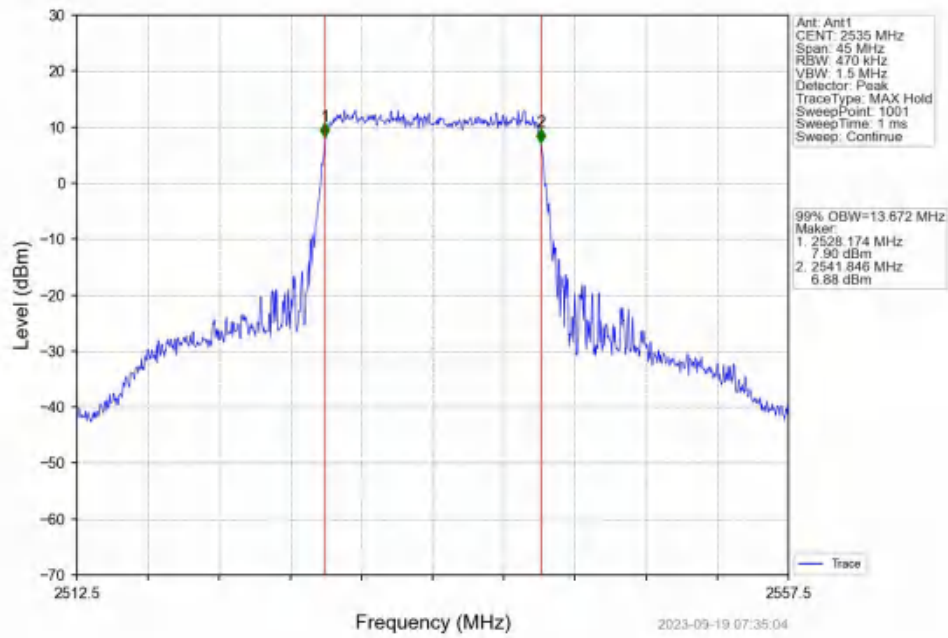
Band7_15MHz_QPSK_HCH_2562.5MHz_RB_75_0_NTNV



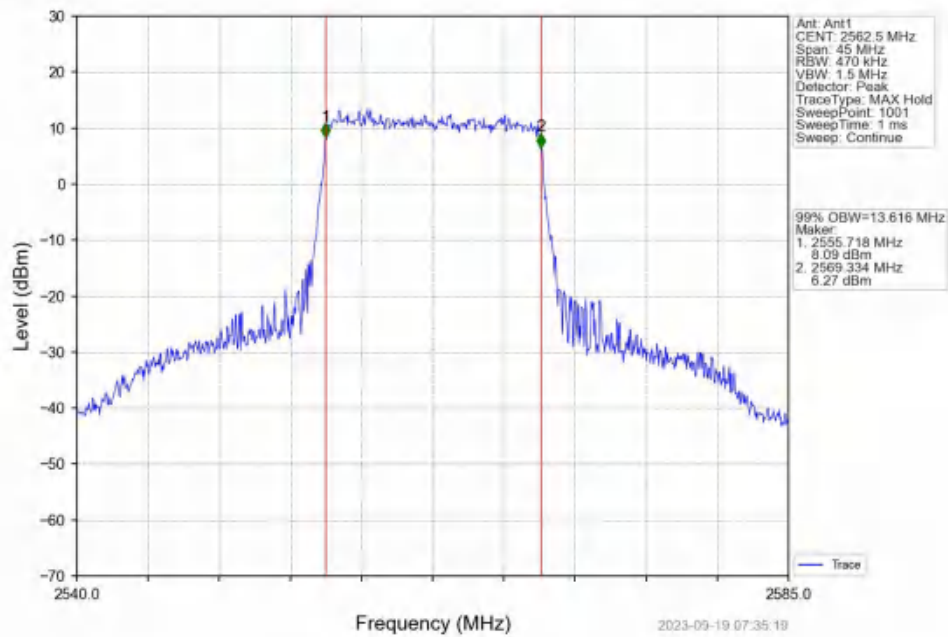
Band7_15MHz_16QAM_LCH_2507.5MHz_RB_75_0_NTNV



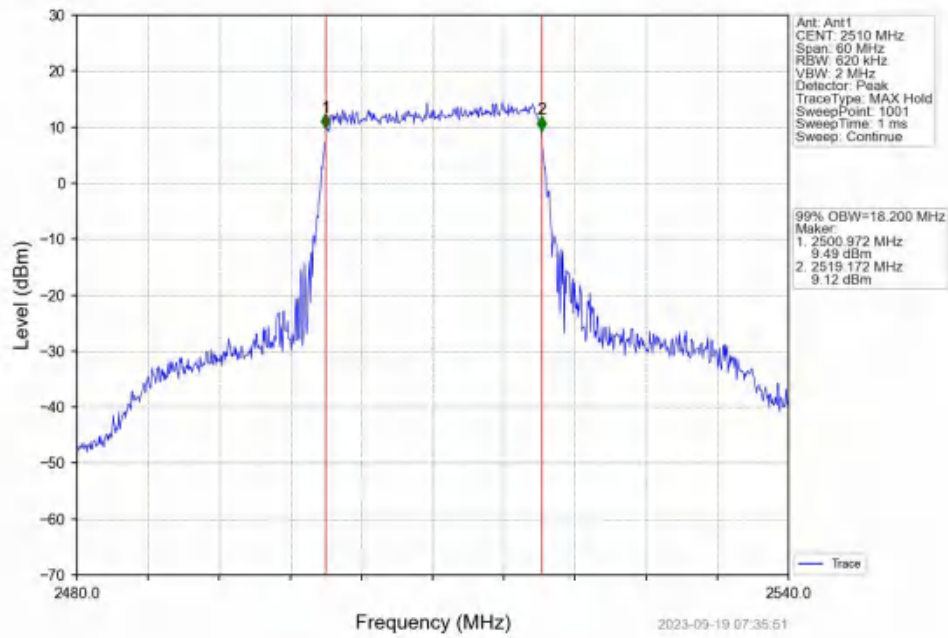
Band7_15MHz_16QAM_MCH_2535MHz_RB_75_0_NTNV



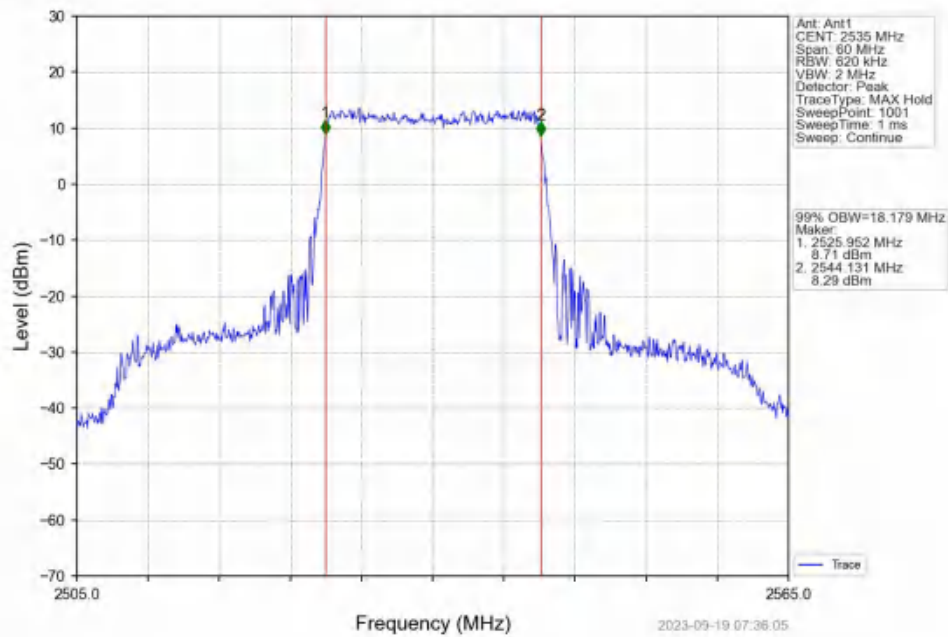
Band7_15MHz_16QAM_HCH_2562.5MHz_RB_75_0_NTNV



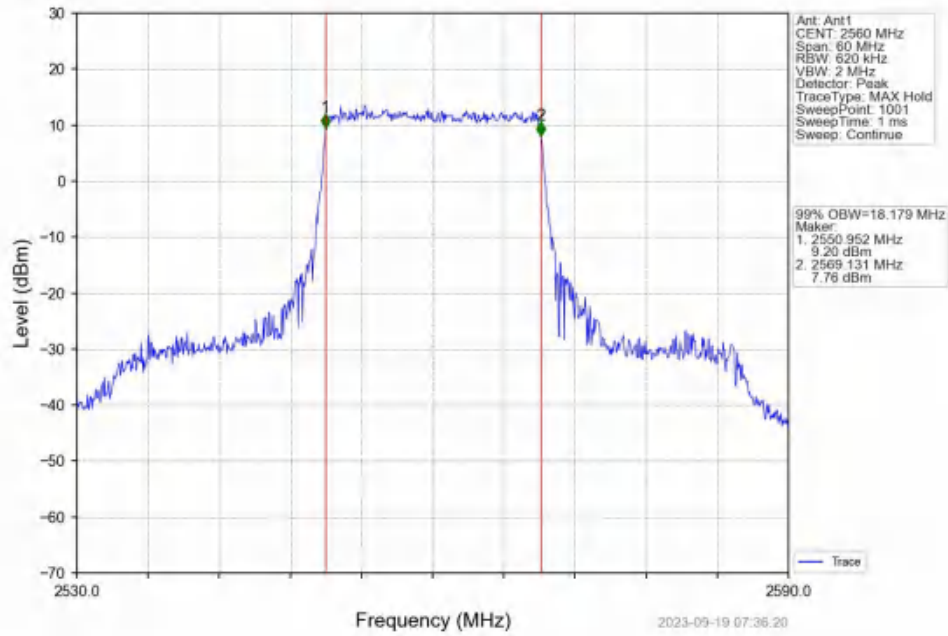
Band7 20MHz QPSK LCH 2510MHz RB 100_0 NTN



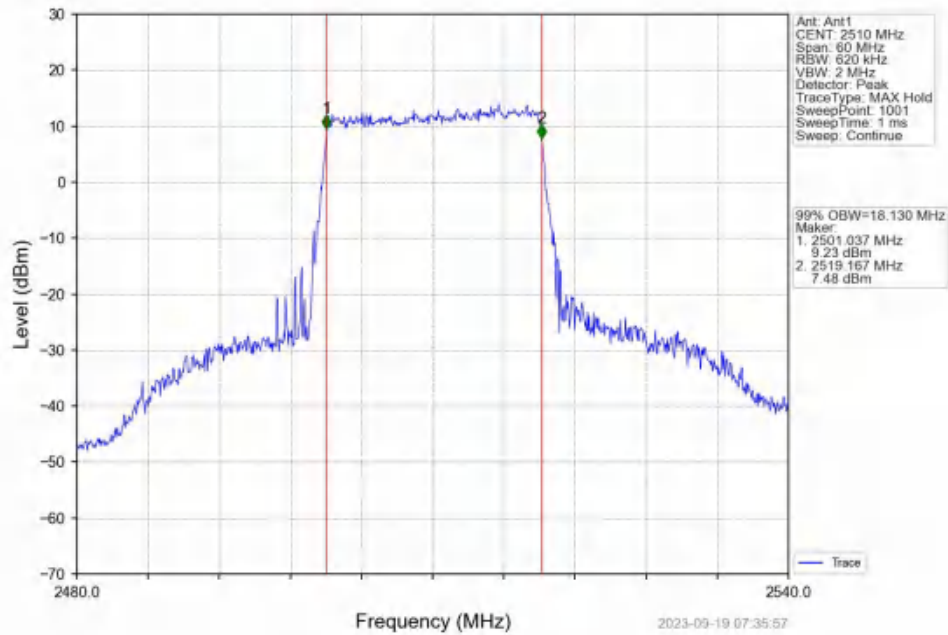
Band7 20MHz QPSK MCH 2535MHz RB 100_0 NTN



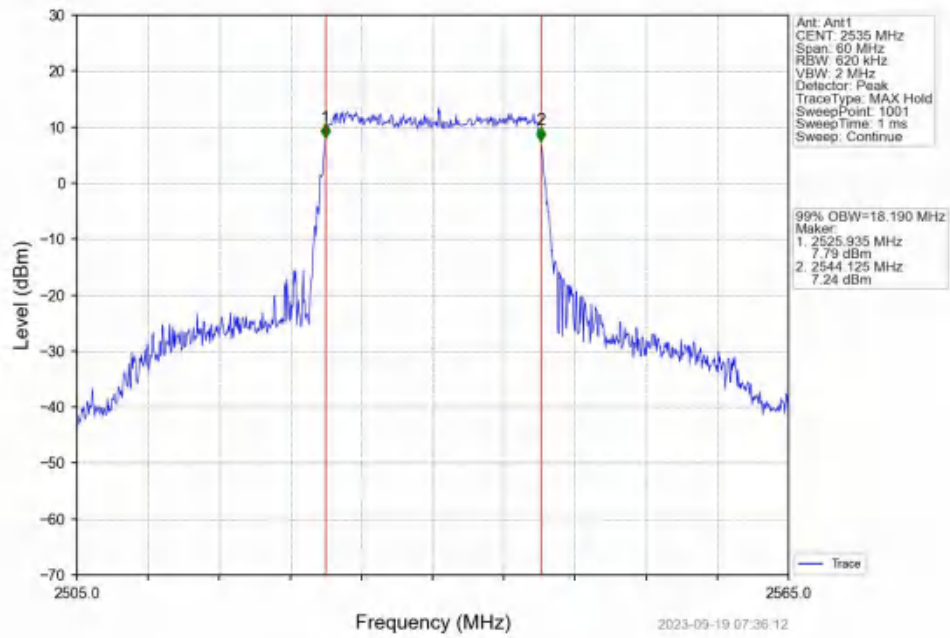
Band7_20MHz_QPSK_HCH_2560MHz_RB_100_0_NTNV



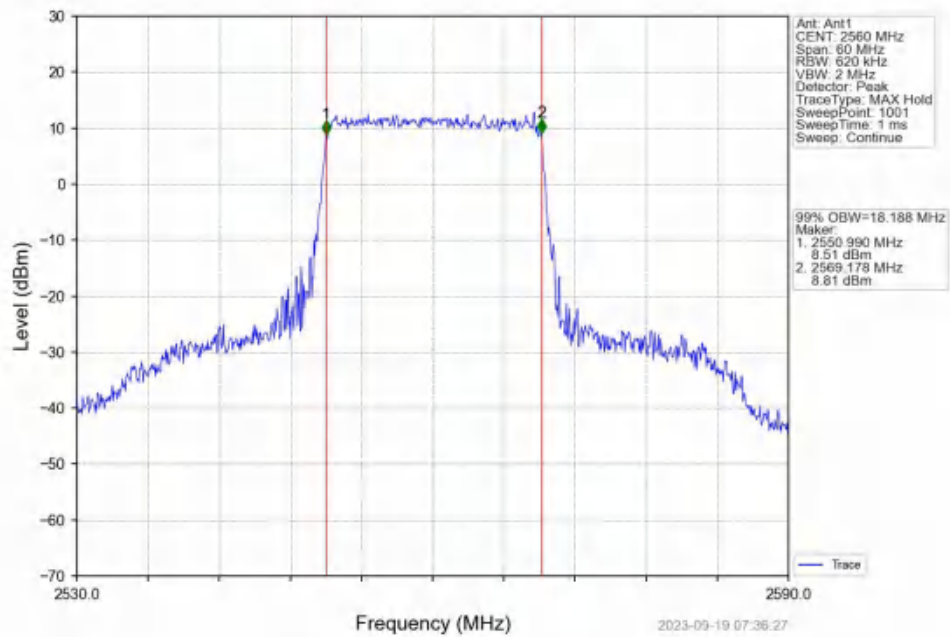
Band7_20MHz_16QAM_LCH_2510MHz_RB_100_0_NTNV



Band7_20MHz_16QAM_MCH_2535MHz_RB_100_0_NTNV



Band7_20MHz_16QAM_HCH_2560MHz_RB_100_0_NTNV

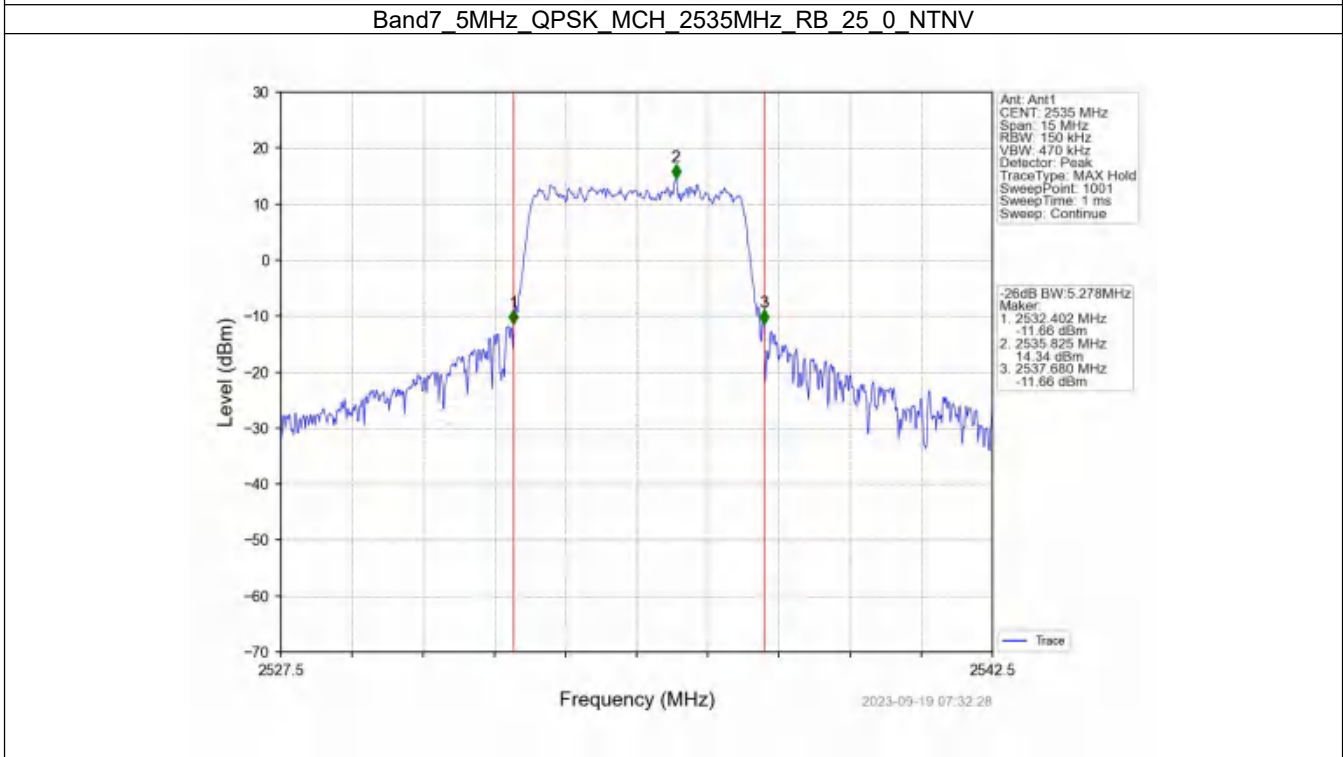
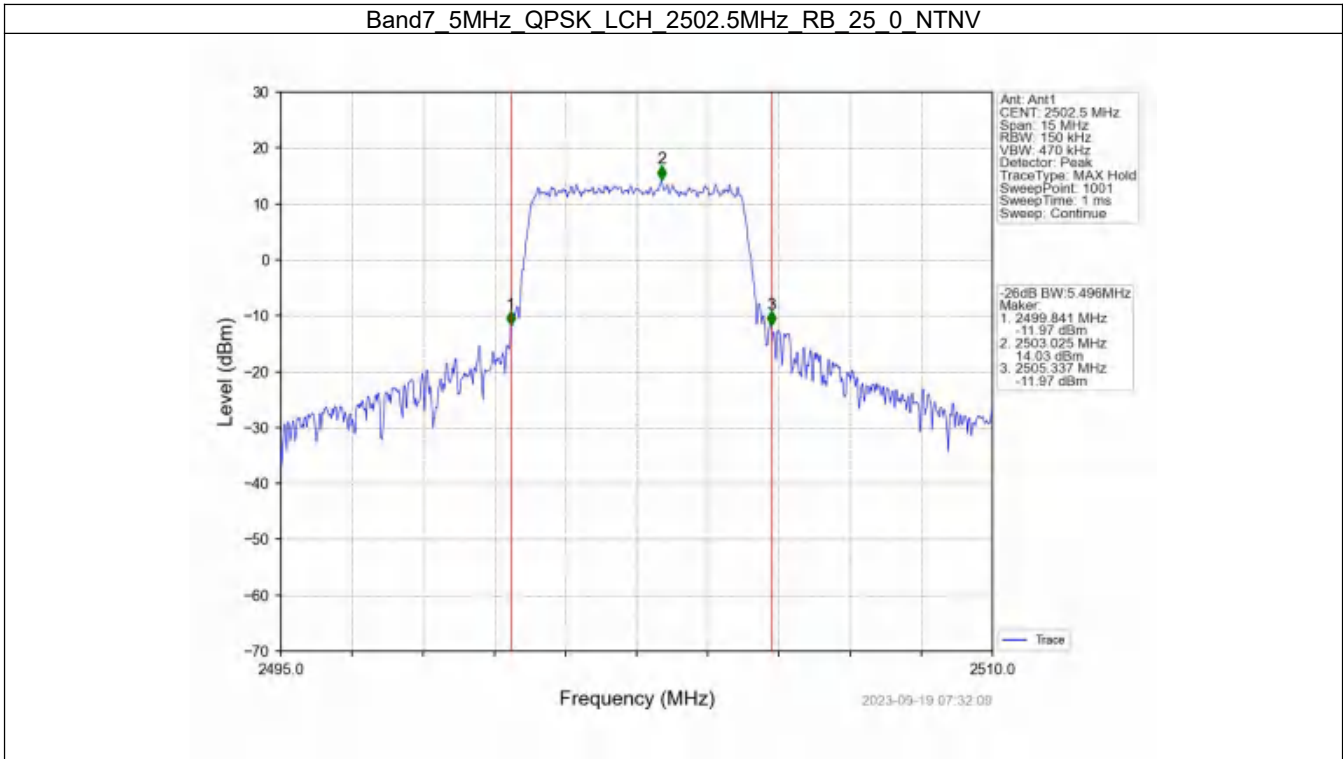


4.2 Band7_XDB

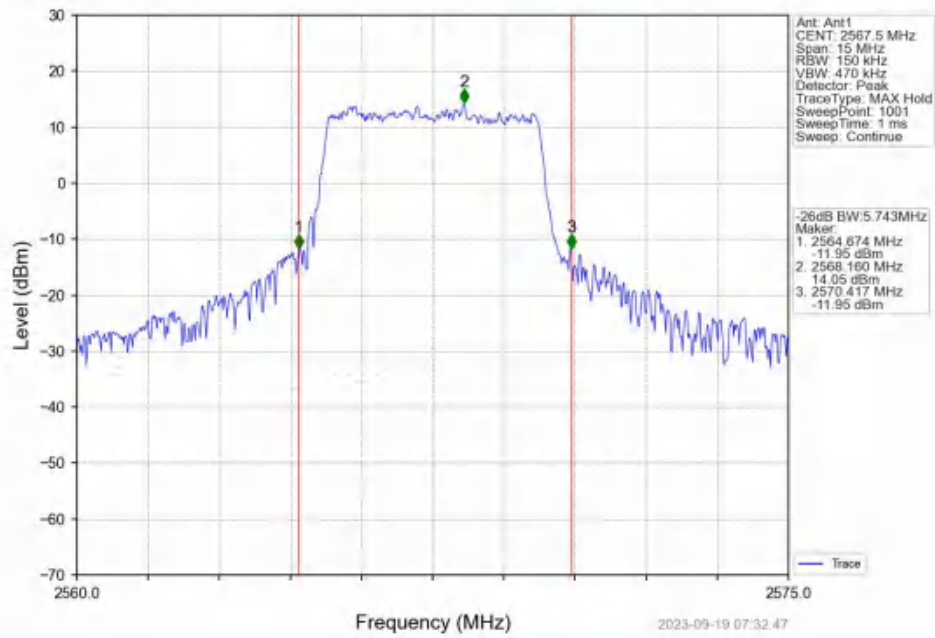
4.2.1 Test Result

Band: 7 / NTNV						
Bandwidth (MHz)	Modulation	Frequency (MHz)	RB Allocation		26dB Bandwidth (MHz)	Verdict
			Size	Offset	Result	
5	QPSK	2502.5	25	0	5.496	Pass
		2535	25	0	5.278	Pass
		2567.5	25	0	5.743	Pass
	16QAM	2502.5	25	0	5.696	Pass
		2535	25	0	5.461	Pass
		2567.5	25	0	5.552	Pass
10	QPSK	2505	50	0	10.450	Pass
		2535	50	0	10.314	Pass
		2565	50	0	10.373	Pass
	16QAM	2505	50	0	10.793	Pass
		2535	50	0	10.311	Pass
		2565	50	0	10.273	Pass
15	QPSK	2507.5	75	0	16.503	Pass
		2535	75	0	15.714	Pass
		2562.5	75	0	15.906	Pass
	16QAM	2507.5	75	0	15.092	Pass
		2535	75	0	15.566	Pass
		2562.5	75	0	15.173	Pass
20	QPSK	2510	100	0	20.557	Pass
		2535	100	0	20.866	Pass
		2560	100	0	20.506	Pass
	16QAM	2510	100	0	20.446	Pass
		2535	100	0	20.203	Pass
		2560	100	0	20.615	Pass

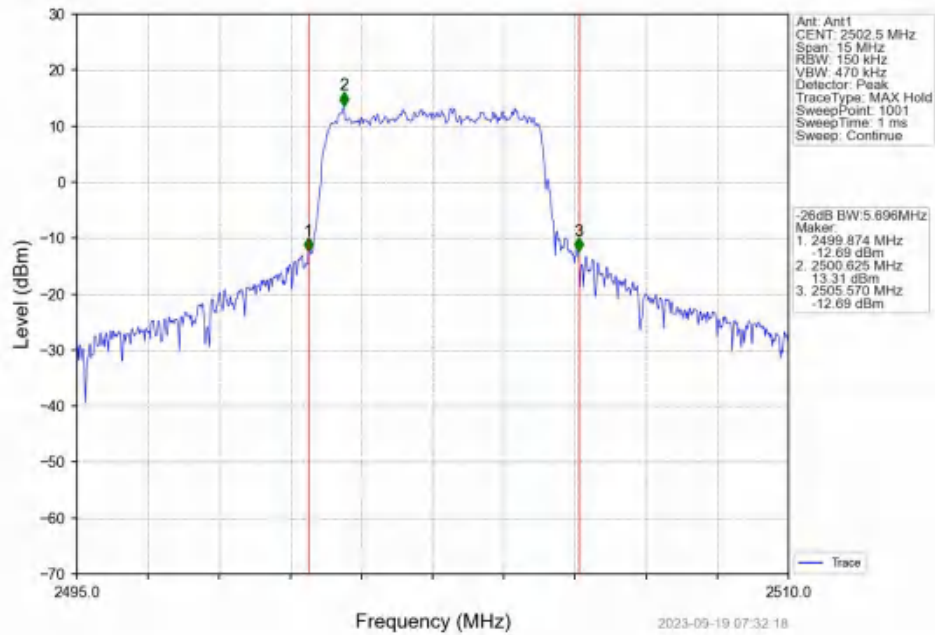
4.2.2 Test Graph



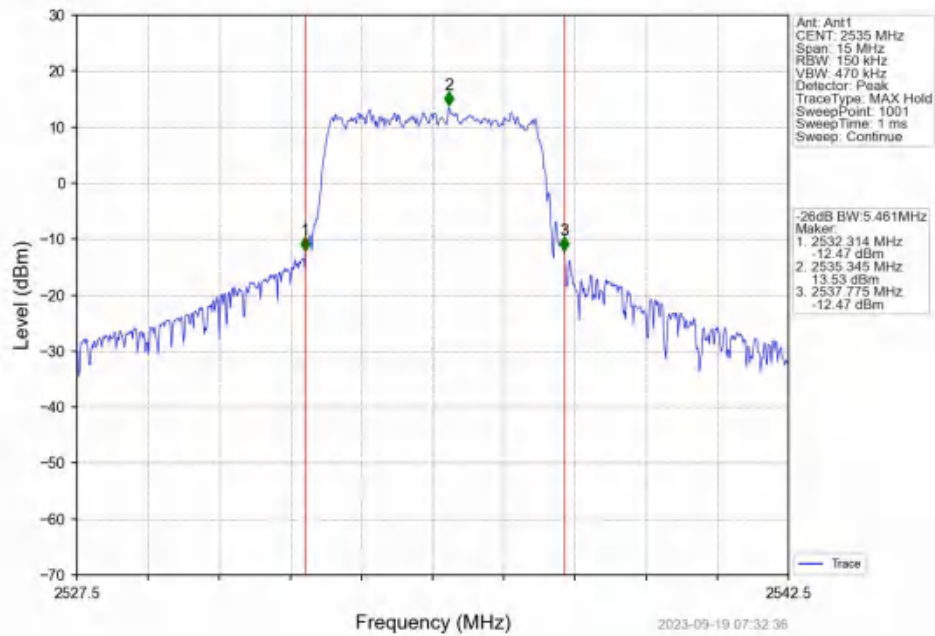
Band7_5MHz_QPSK_HCH_2567.5MHz_RB_25_0_NTNV



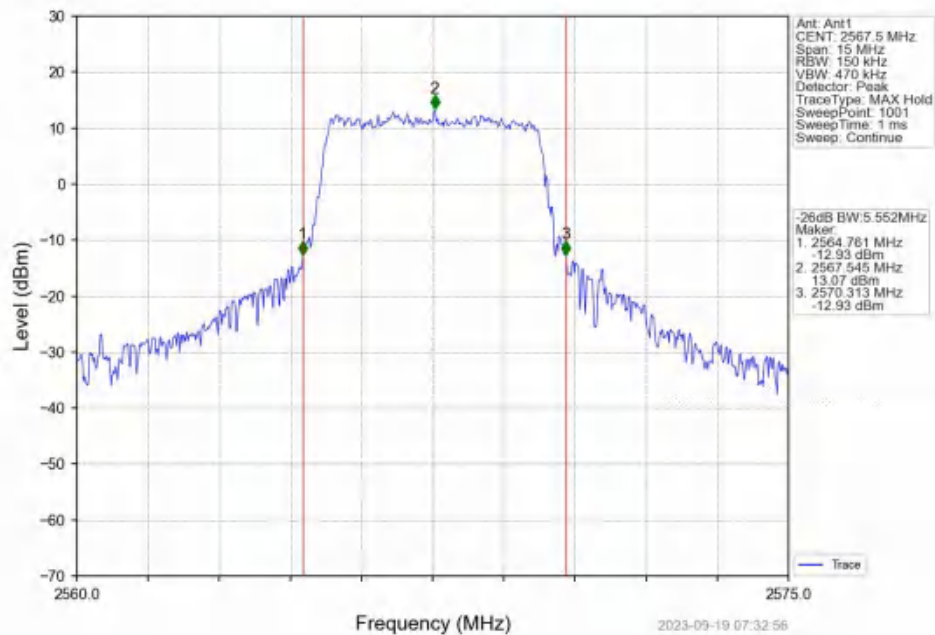
Band7_5MHz_16QAM_LCH_2502.5MHz_RB_25_0_NTNV



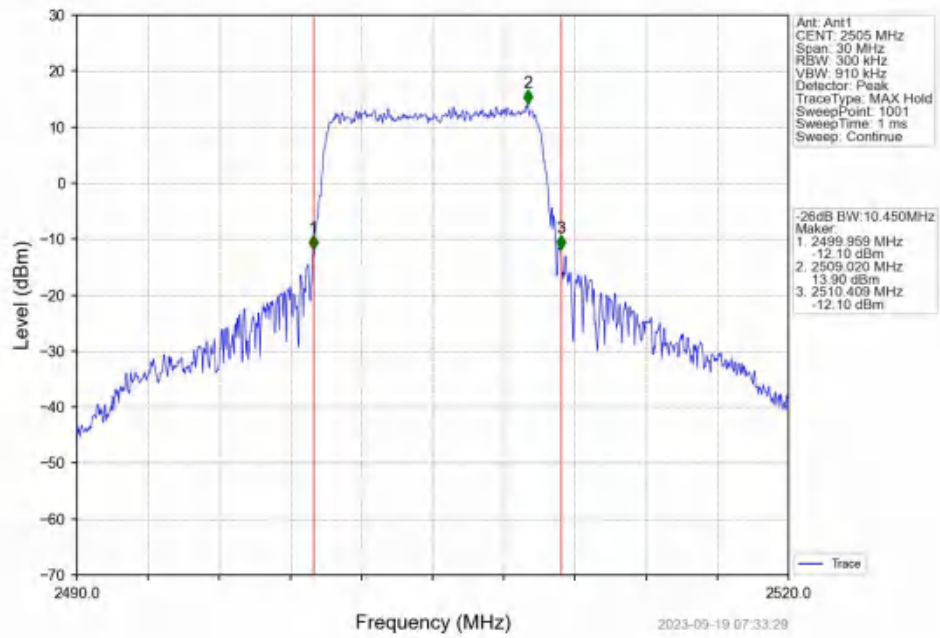
Band7_5MHz_16QAM_MCH_2535MHz_RB_25_0_NTNV



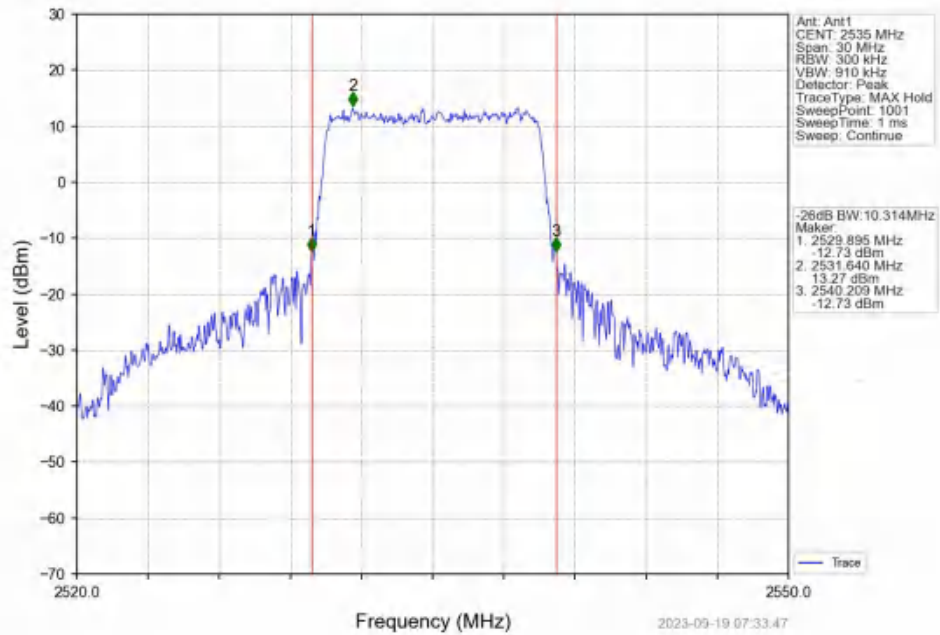
Band7_5MHz_16QAM_HCH_2567.5MHz_RB_25_0_NTNV



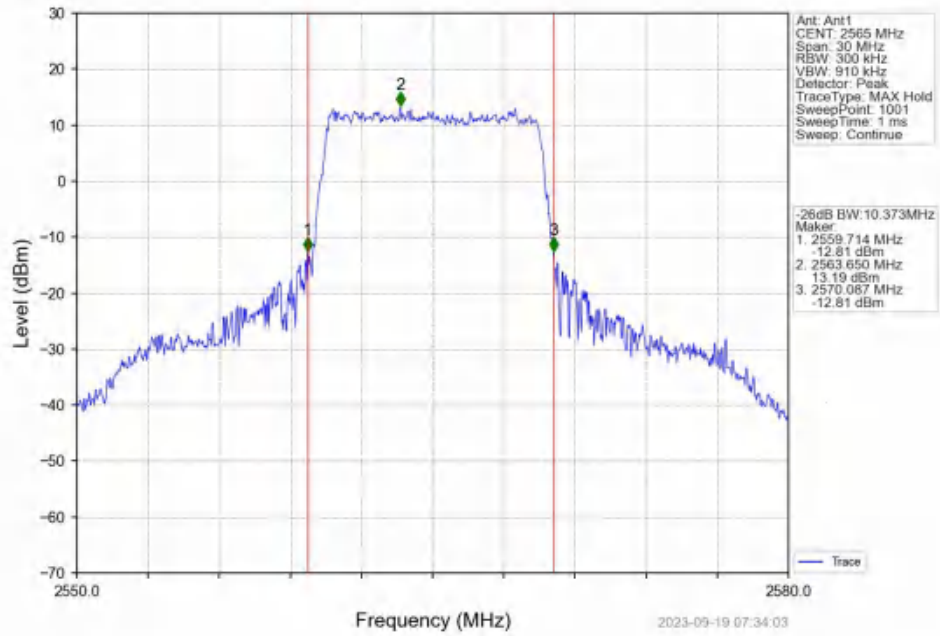
Band7_10MHz_QPSK_LCH_2505MHz_RB_50_0_NTNV



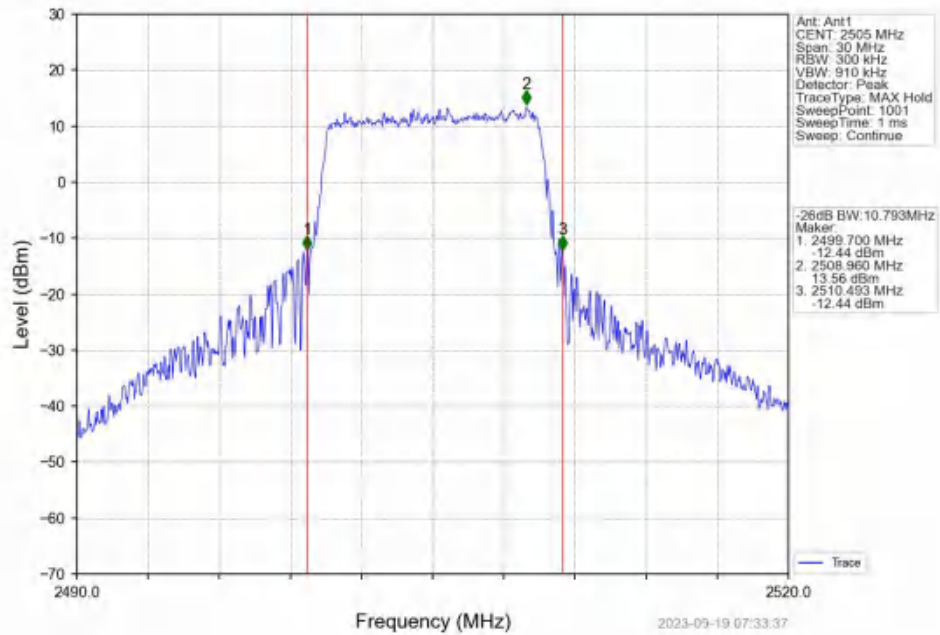
Band7_10MHz_QPSK_MCH_2535MHz_RB_50_0_NTNV



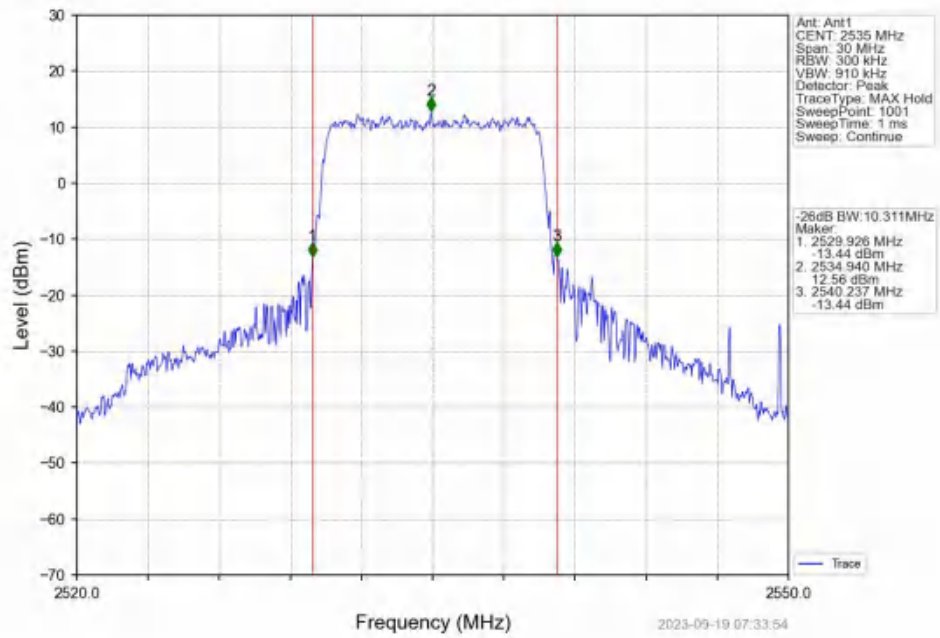
Band7_10MHz_QPSK_HCH_2565MHz_RB_50_0_NTNV



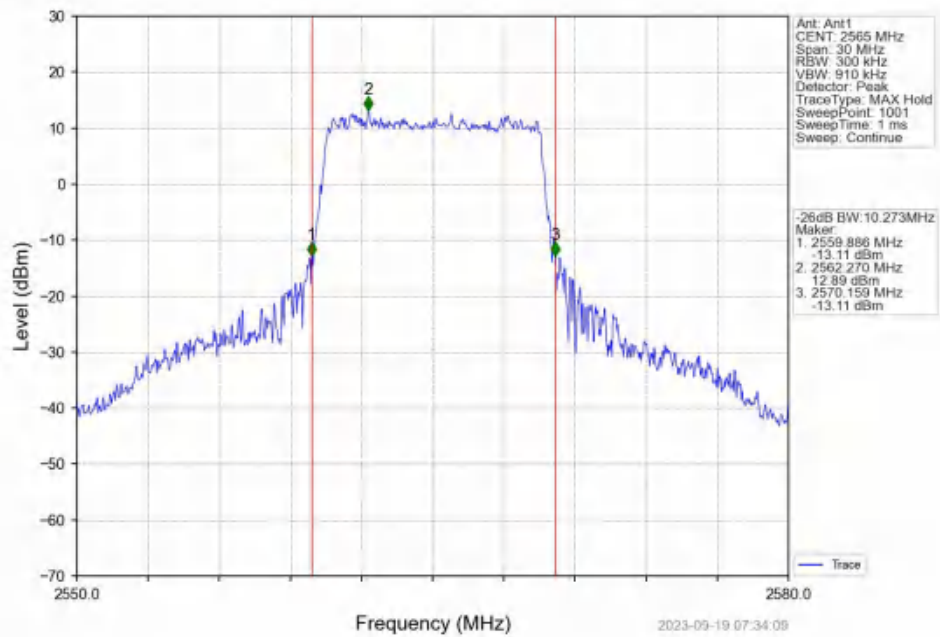
Band7_10MHz_16QAM_LCH_2505MHz_RB_50_0_NTNV



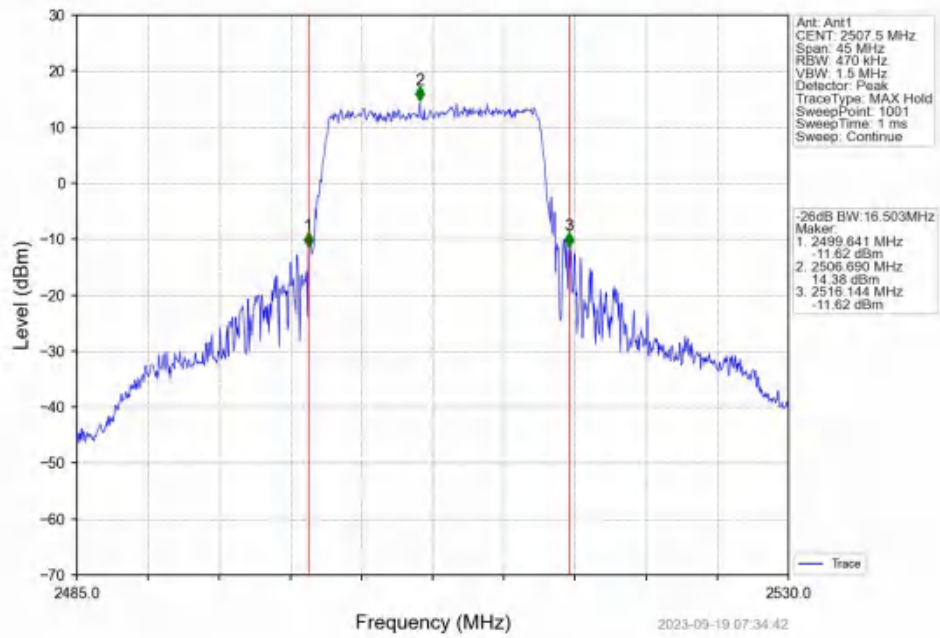
Band7_10MHz_16QAM_MCH_2535MHz_RB_50_0_NTNV



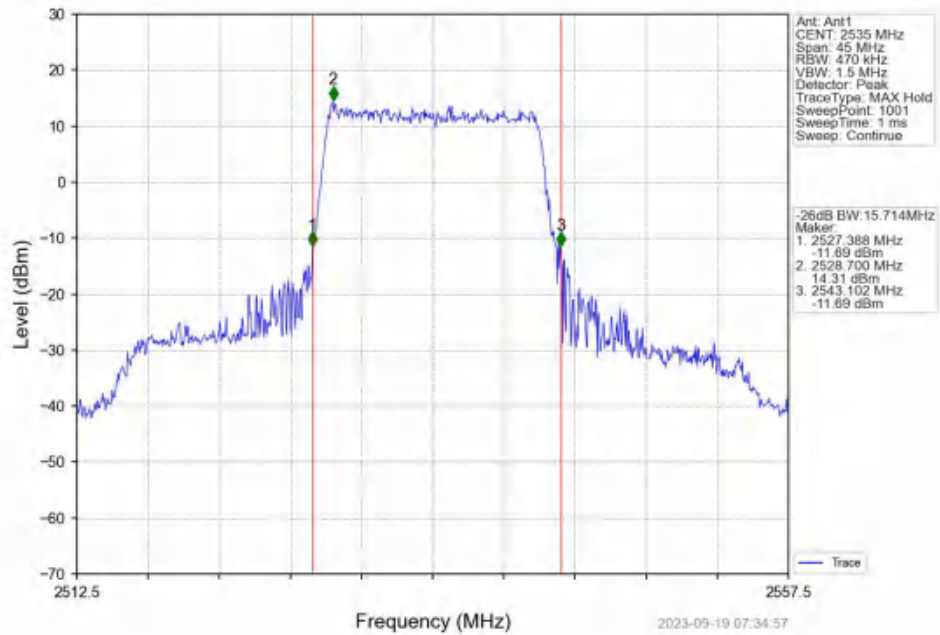
Band7_10MHz_16QAM_HCH_2565MHz_RB_50_0_NTNV



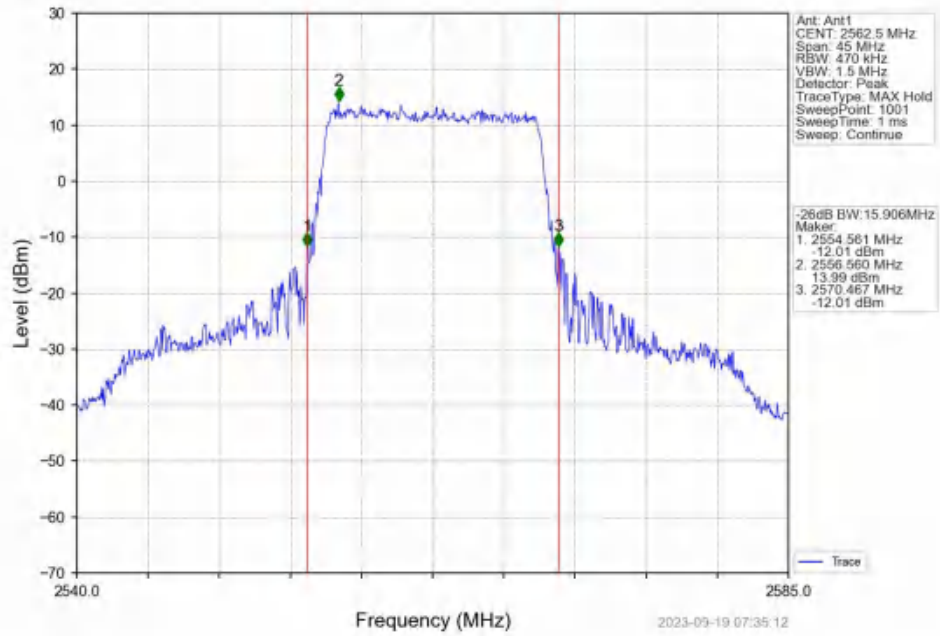
Band7_15MHz_QPSK_LCH_2507.5MHz_RB_75_0_NTNV



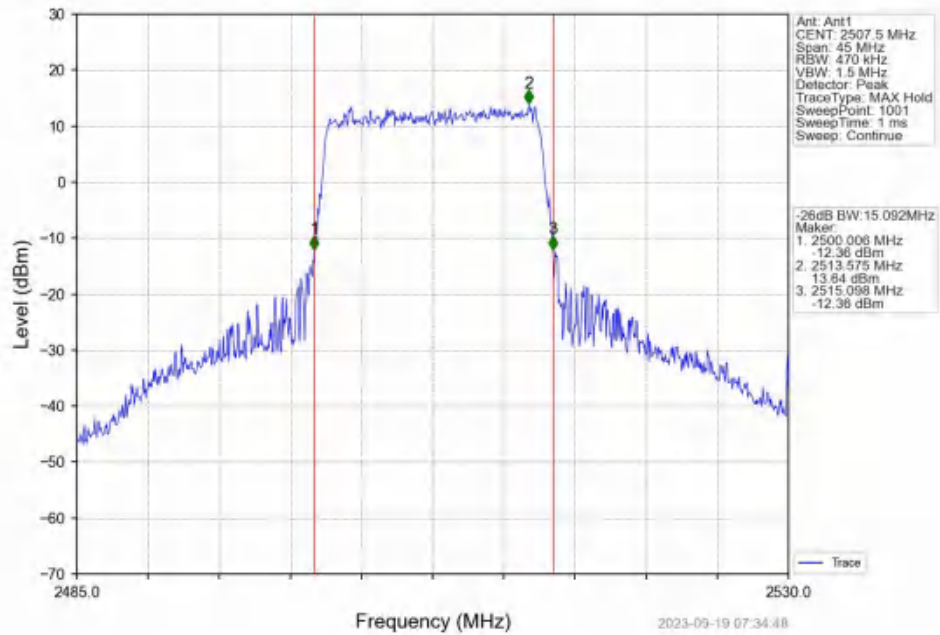
Band7_15MHz_QPSK_MCH_2535MHz_RB_75_0_NTNV



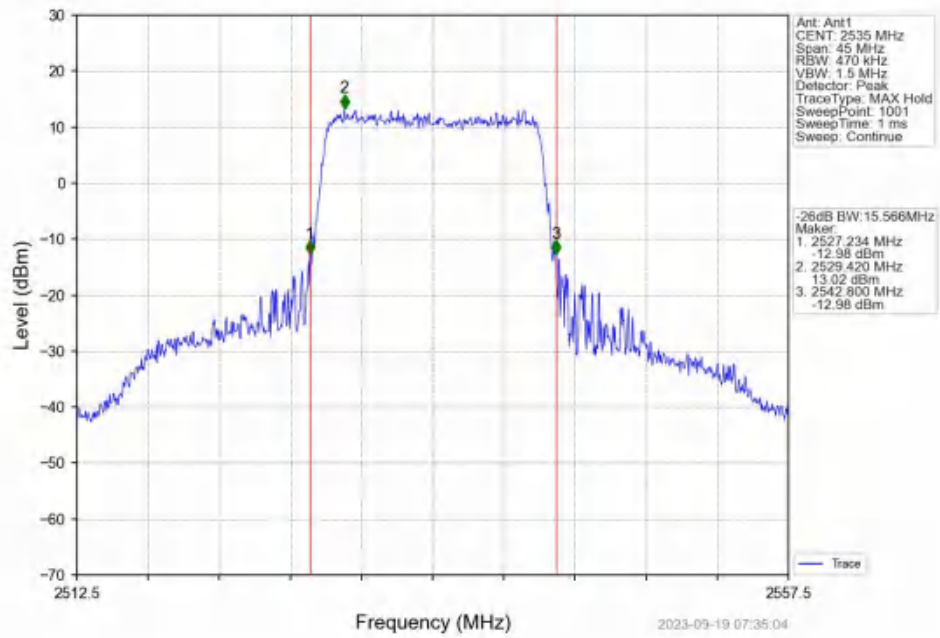
Band7_15MHz_QPSK_HCH_2562.5MHz_RB_75_0_NTNV



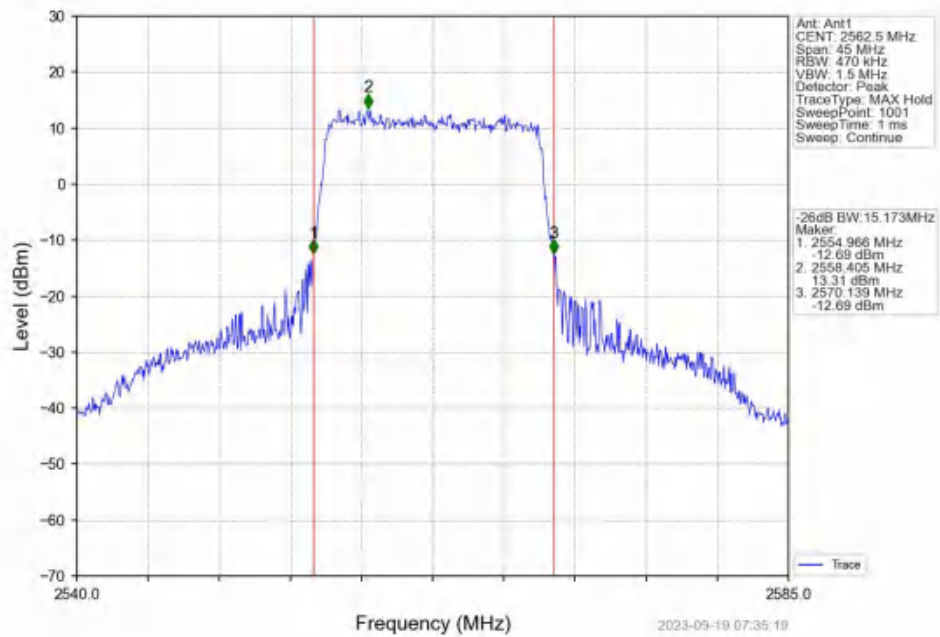
Band7_15MHz_16QAM_LCH_2507.5MHz_RB_75_0_NTNV



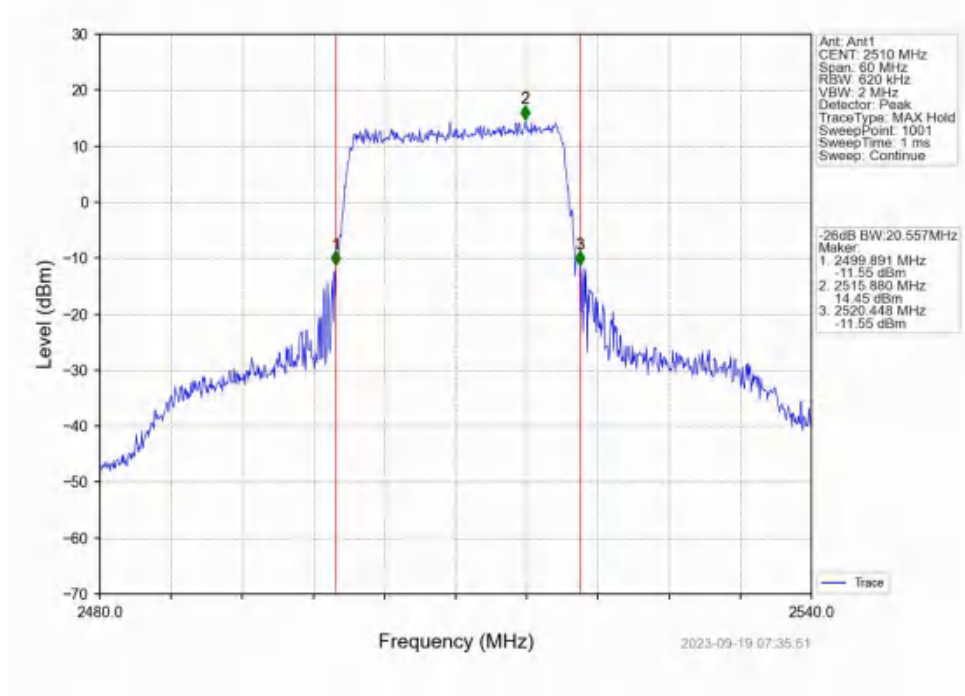
Band7_15MHz_16QAM_MCH_2535MHz_RB_75_0_NTNV



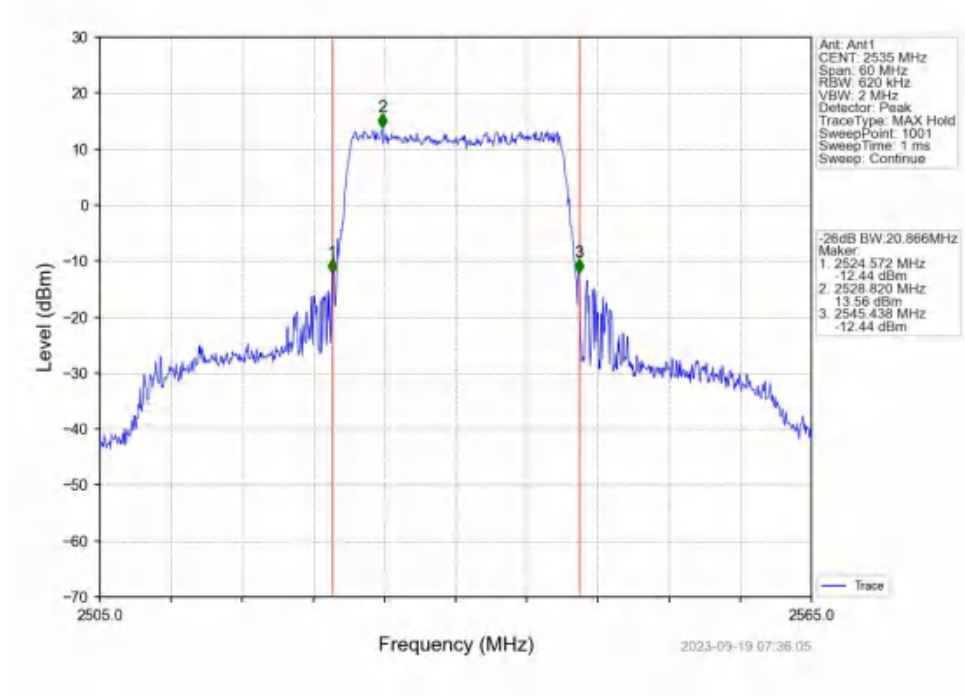
Band7_15MHz_16QAM_HCH_2562.5MHz_RB_75_0_NTNV



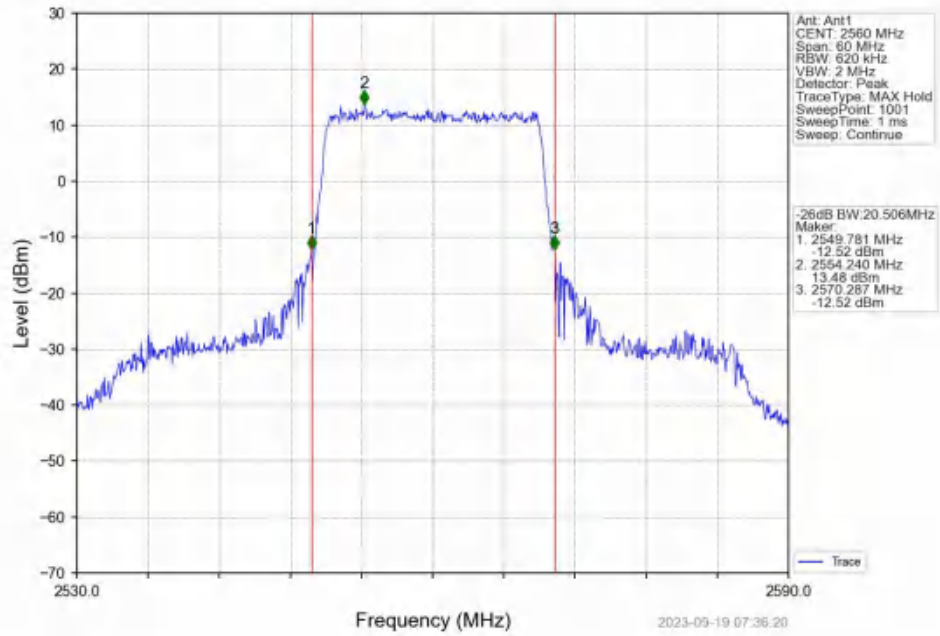
Band7 20MHz QPSK LCH 2510MHz RB 100_0 NTN



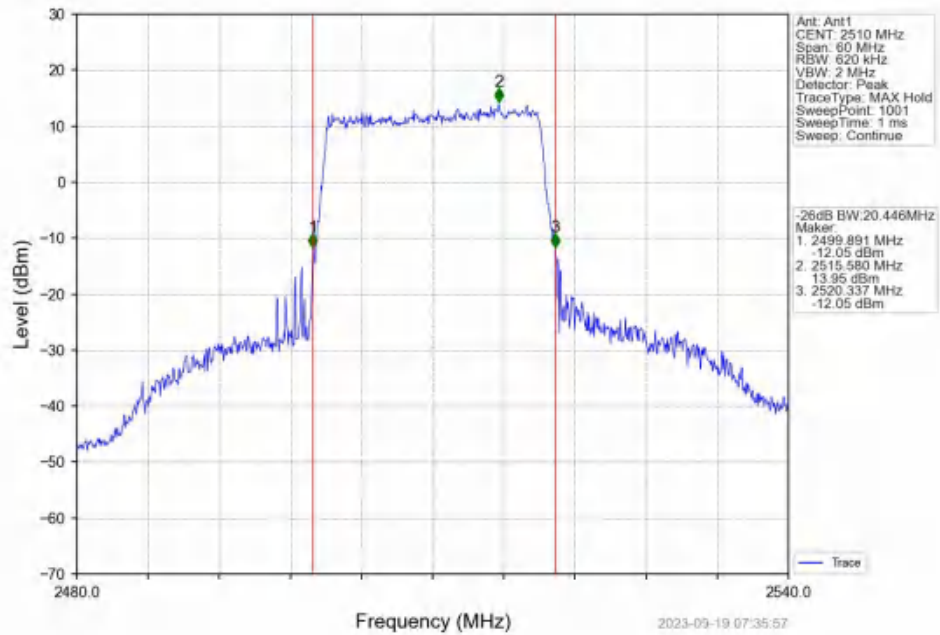
Band7 20MHz QPSK MCH 2535MHz RB 100_0 NTN



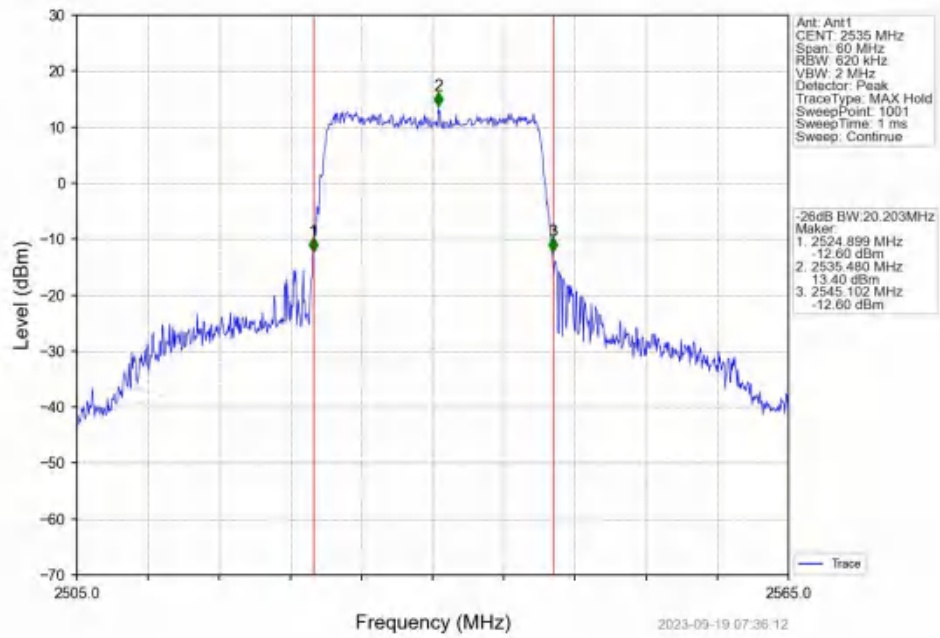
Band7_20MHz_QPSK_HCH_2560MHz_RB_100_0_NTNV



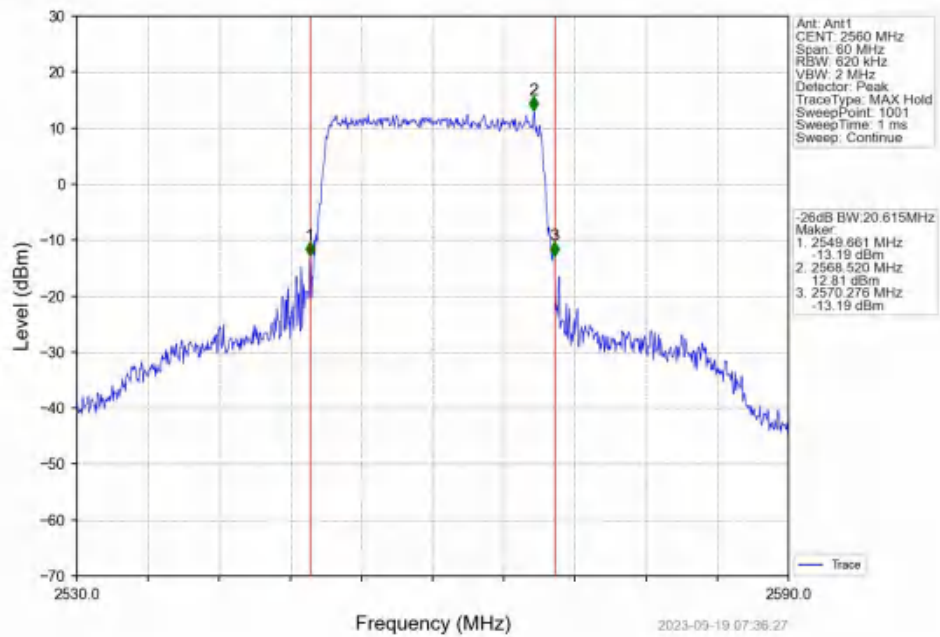
Band7_20MHz_16QAM_LCH_2510MHz_RB_100_0_NTNV



Band7_20MHz_16QAM_MCH_2535MHz_RB_100_0_NTNV



Band7_20MHz_16QAM_HCH_2560MHz_RB_100_0_NTNV



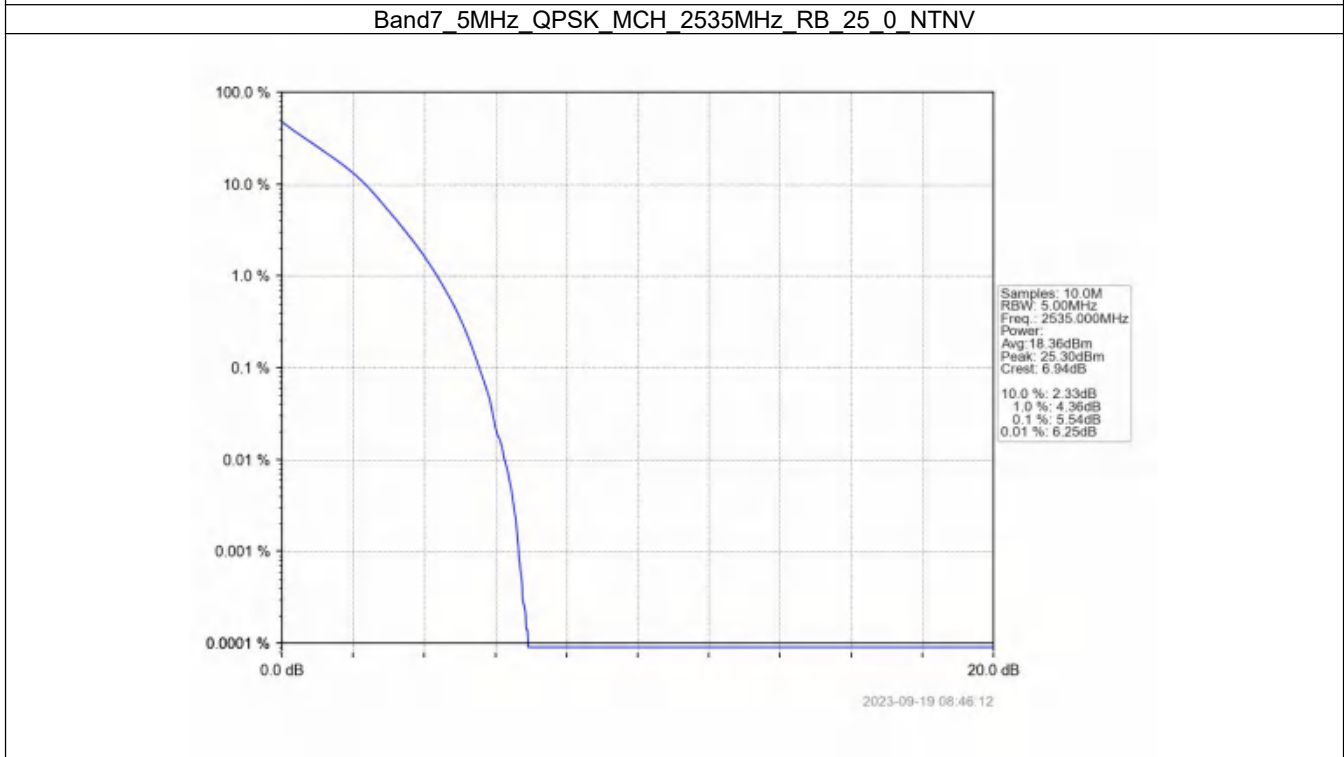
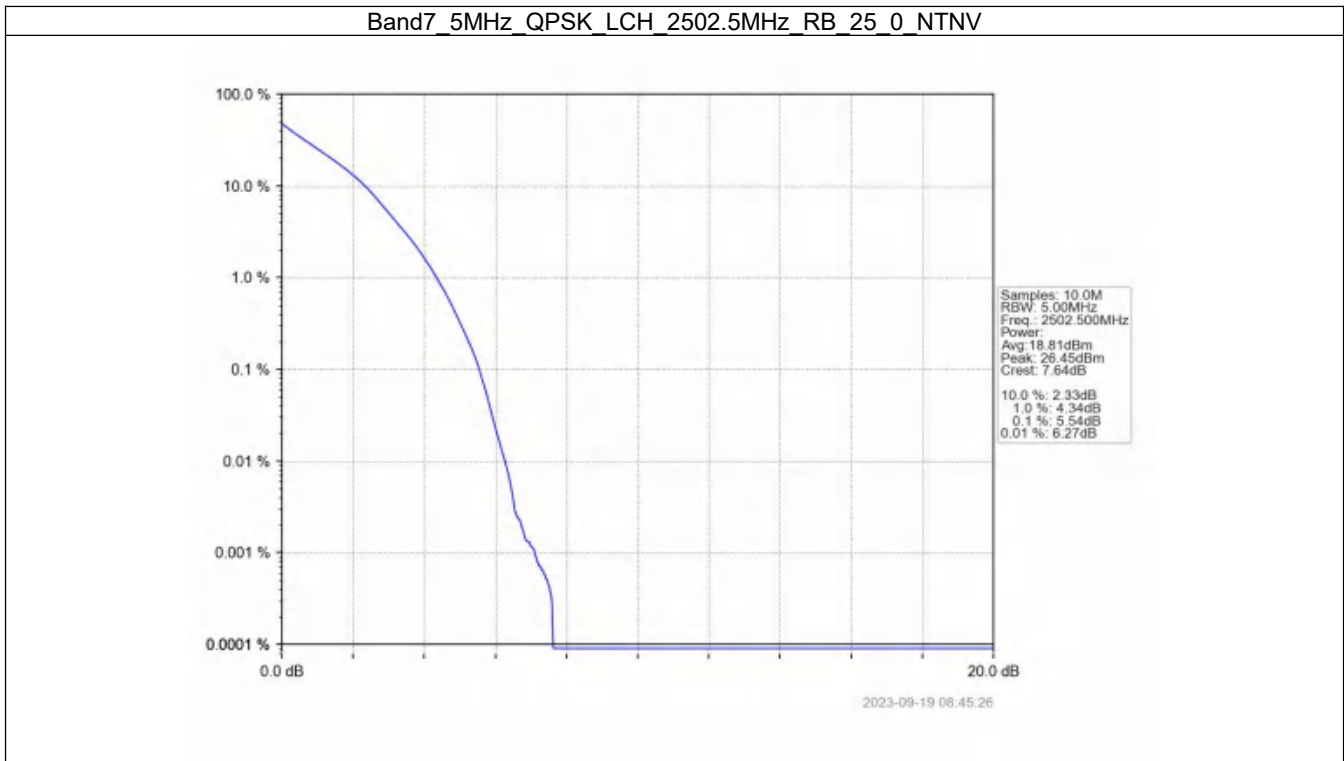
5. Peak-Average Ratio

5.1 B7_5MHz

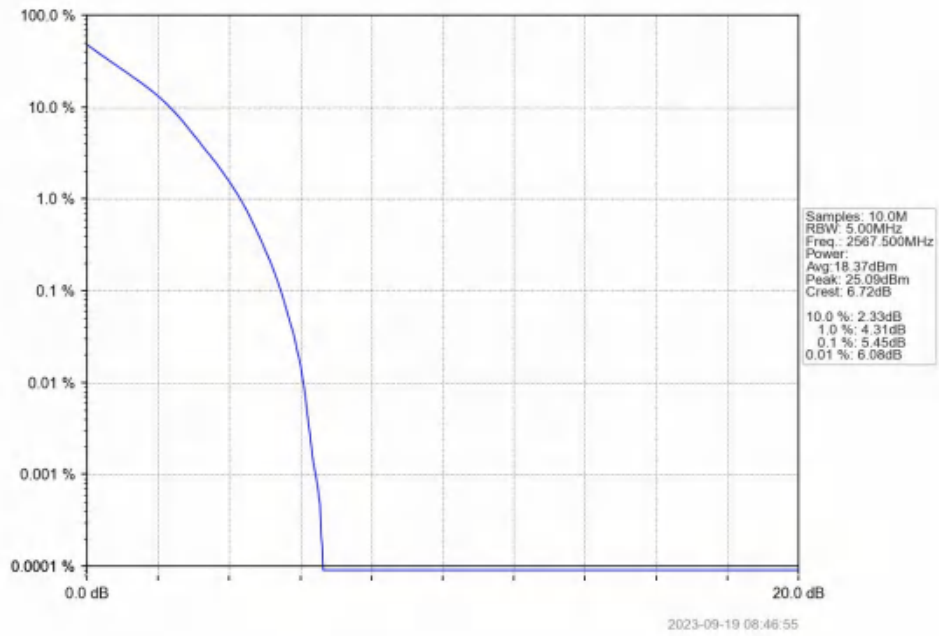
5.1.1 Test Result

Band: 7 / Bandwidth: 5MHz / NTV						
Modulation	Frequency (MHz)	RB Allocation		Peak-Average Ratio (dB)		Verdict
		Size	Offset	Result	Limit	
QPSK	2502.5	25	0	5.54	<=13	Pass
	2535	25	0	5.54	<=13	Pass
	2567.5	25	0	5.45	<=13	Pass
16QAM	2502.5	25	0	6.20	<=13	Pass
	2535	25	0	6.17	<=13	Pass
	2567.5	25	0	6.14	<=13	Pass

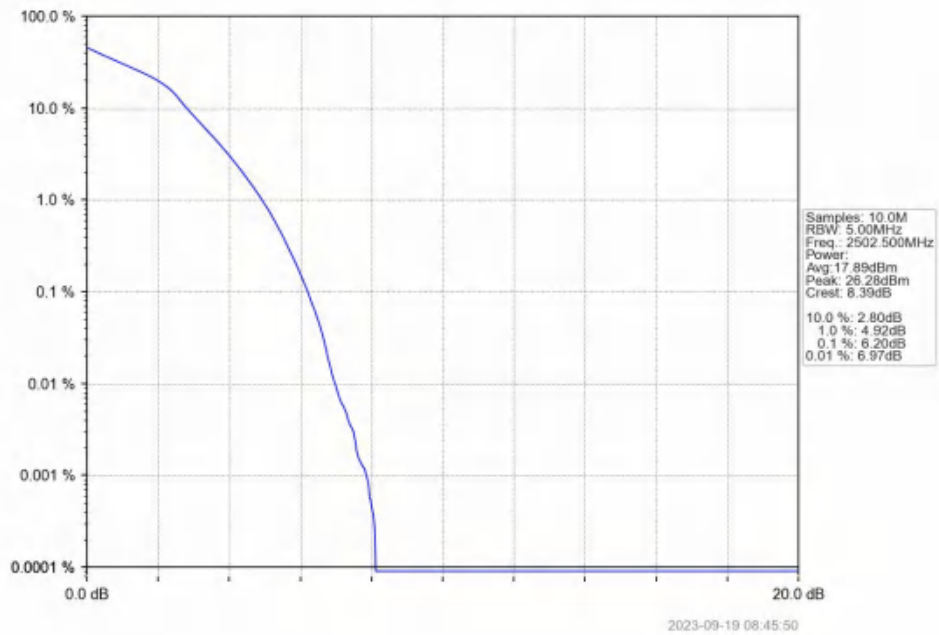
5.1.2 Test Graph



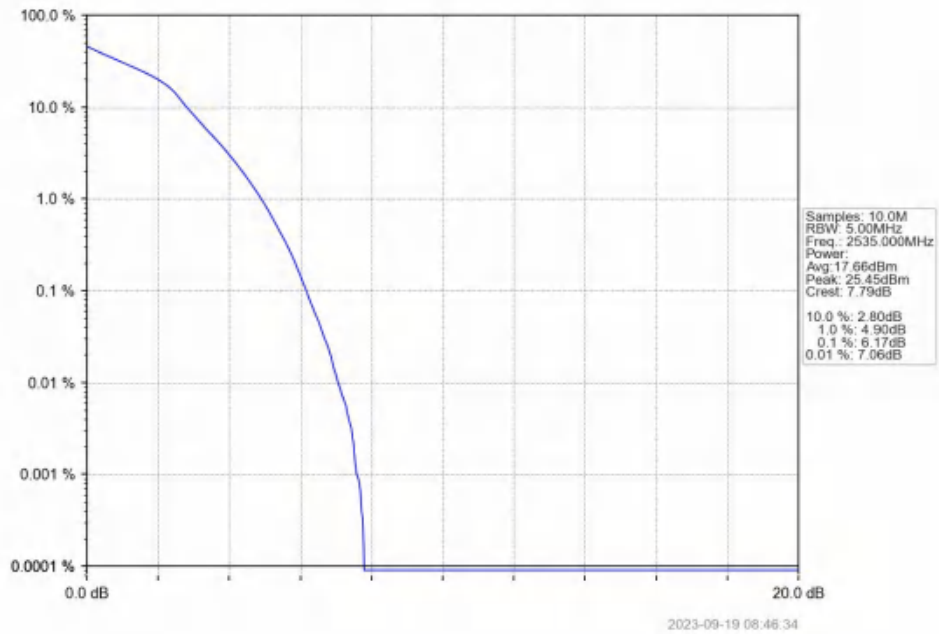
Band7_5MHz_QPSK_HCH_2567.5MHz_RB_25_0_NTNV



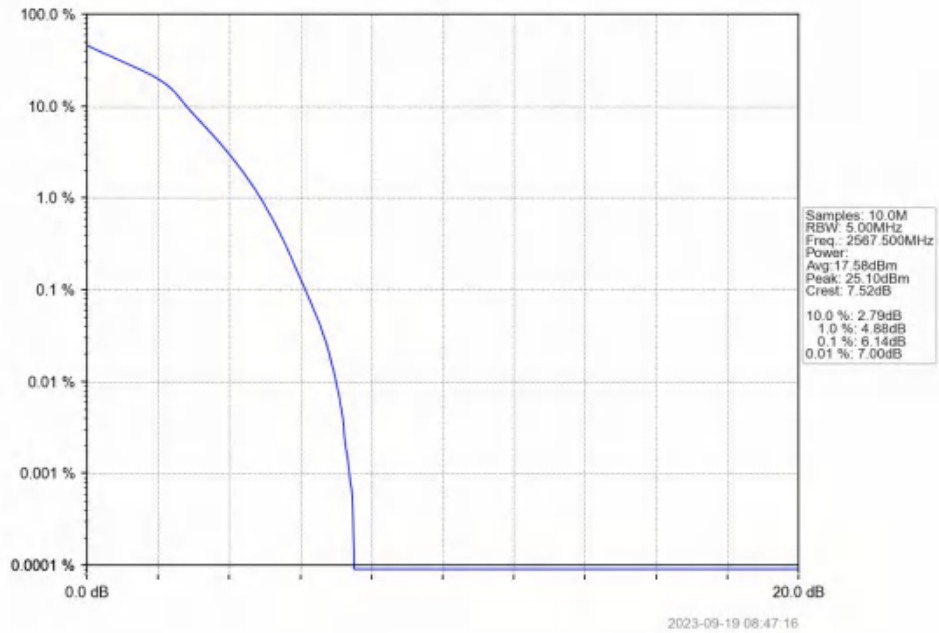
Band7_5MHz_16QAM_LCH_2502.5MHz_RB_25_0_NTNV



Band7_5MHz_16QAM_MCH_2535MHz_RB_25_0_NTNV



Band7_5MHz_16QAM_HCH_2567.5MHz_RB_25_0_NTNV

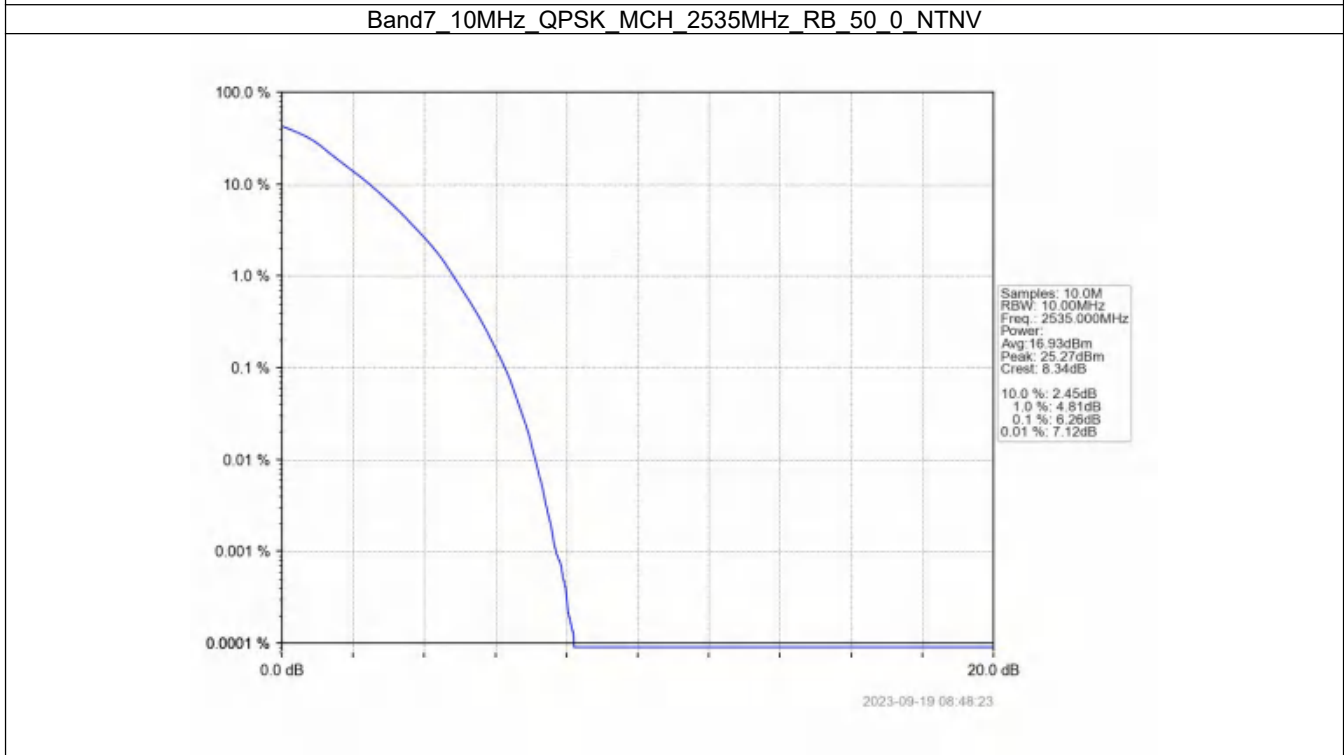
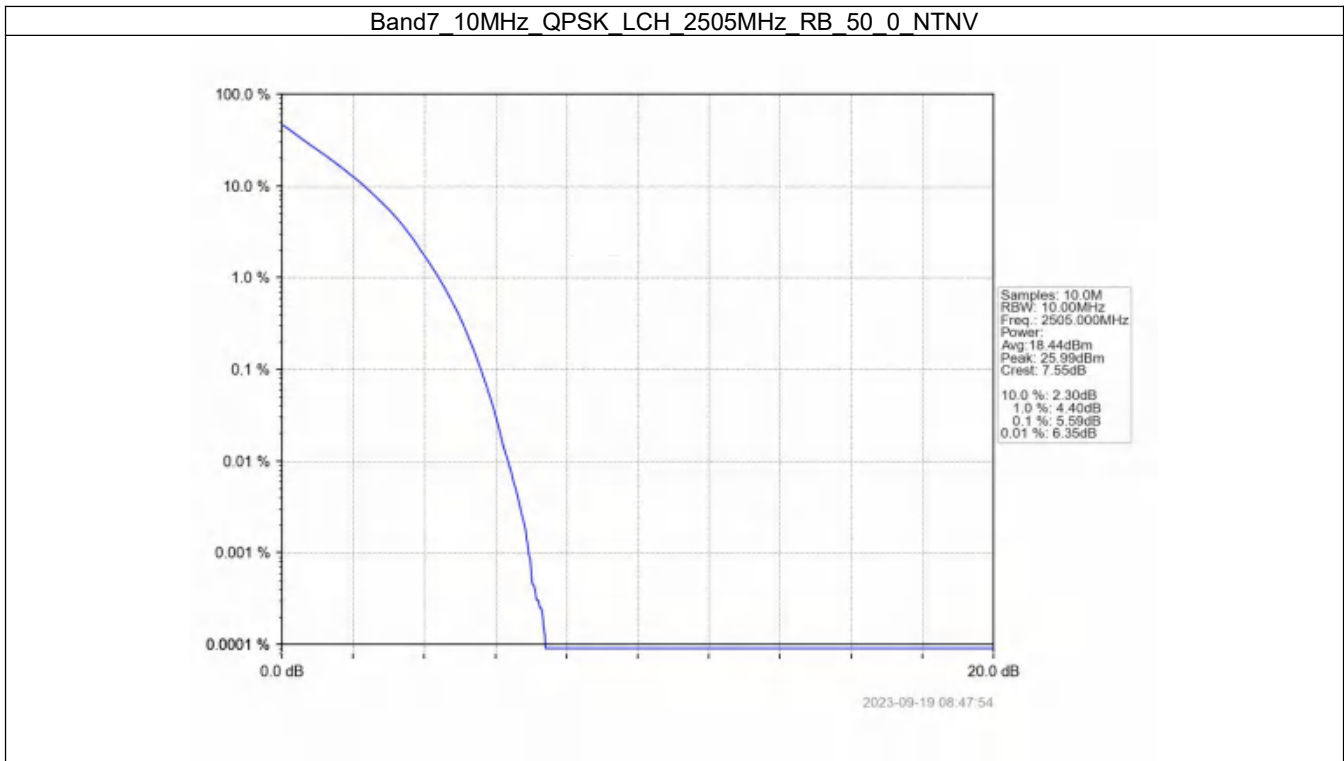


5.2 B7_10MHz

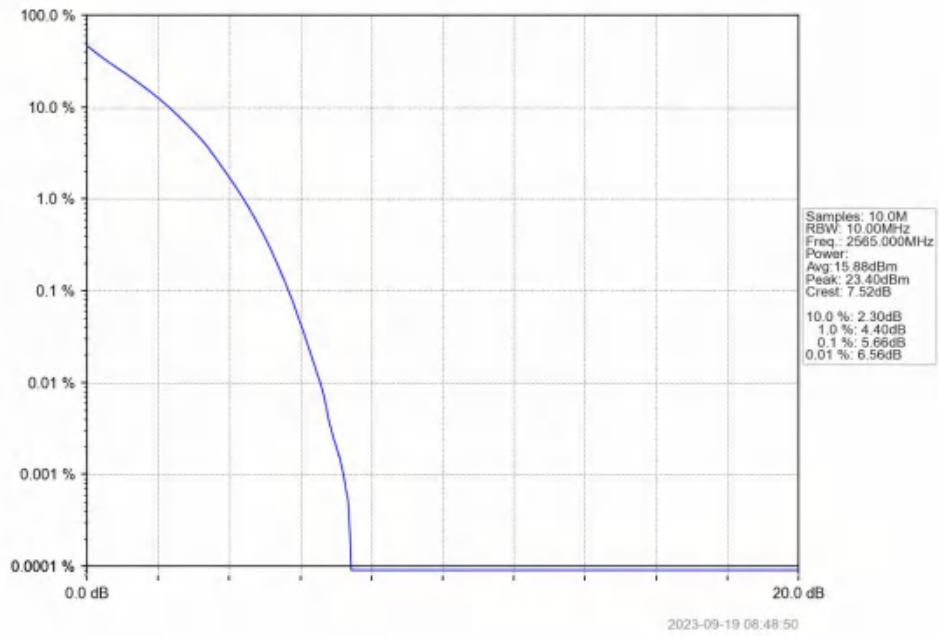
5.2.1 Test Result

Band: 7 / Bandwidth: 10MHz / NTV						
Modulation	Frequency (MHz)	RB Allocation		Peak-Average Ratio (dB)		Verdict
		Size	Offset	Result	Limit	
QPSK	2505	50	0	5.59	<=13	Pass
	2535	50	0	6.26	<=13	Pass
	2565	50	0	5.66	<=13	Pass
16QAM	2505	50	0	6.29	<=13	Pass
	2535	50	0	5.53	<=13	Pass
	2565	50	0	5.05	<=13	Pass

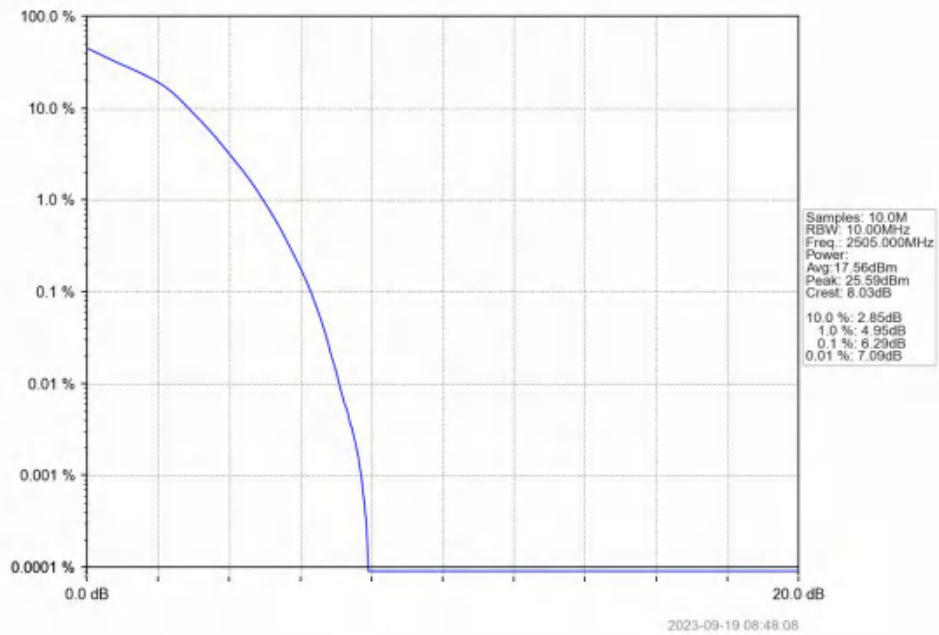
5.2.2 Test Graph



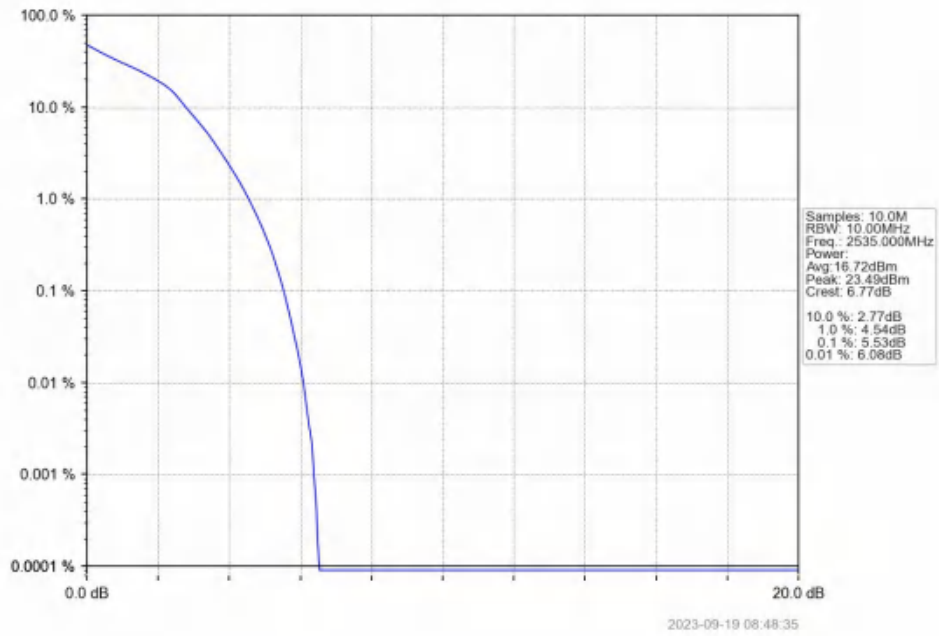
Band7_10MHz_QPSK_HCH_2565MHz_RB_50_0_NTNV



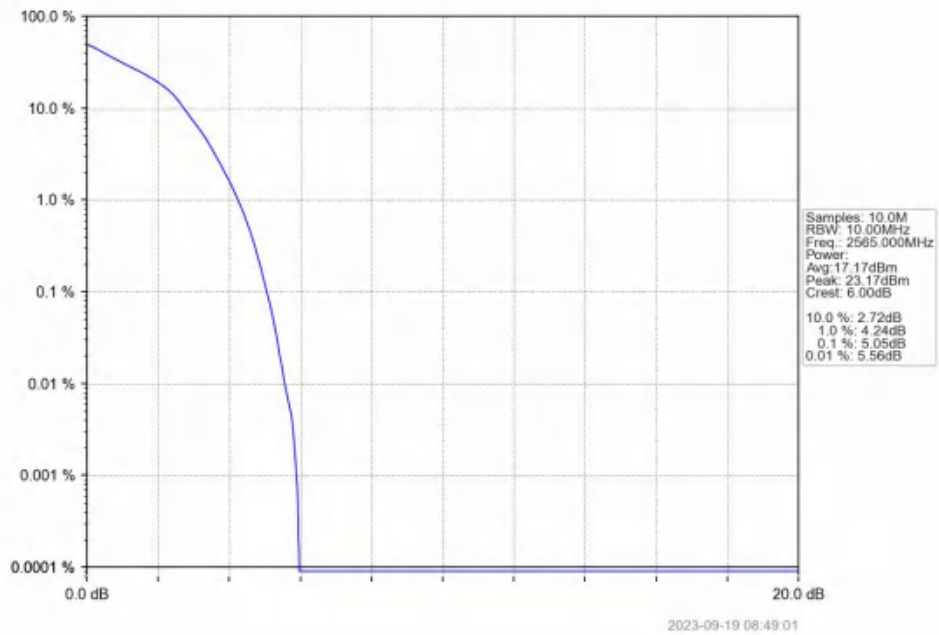
Band7_10MHz_16QAM_LCH_2505MHz_RB_50_0_NTNV



Band7_10MHz_16QAM_MCH_2535MHz_RB_50_0_NTNV



Band7_10MHz_16QAM_HCH_2565MHz_RB_50_0_NTNV

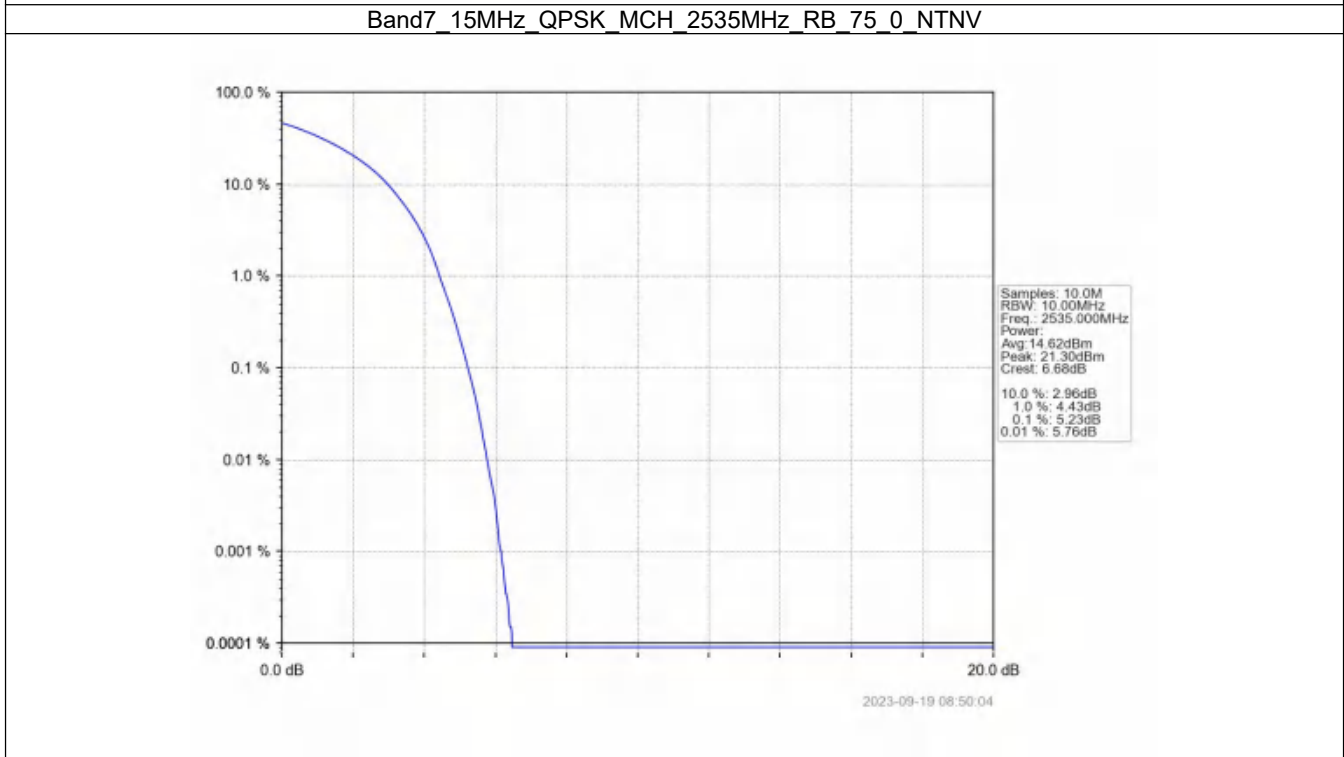
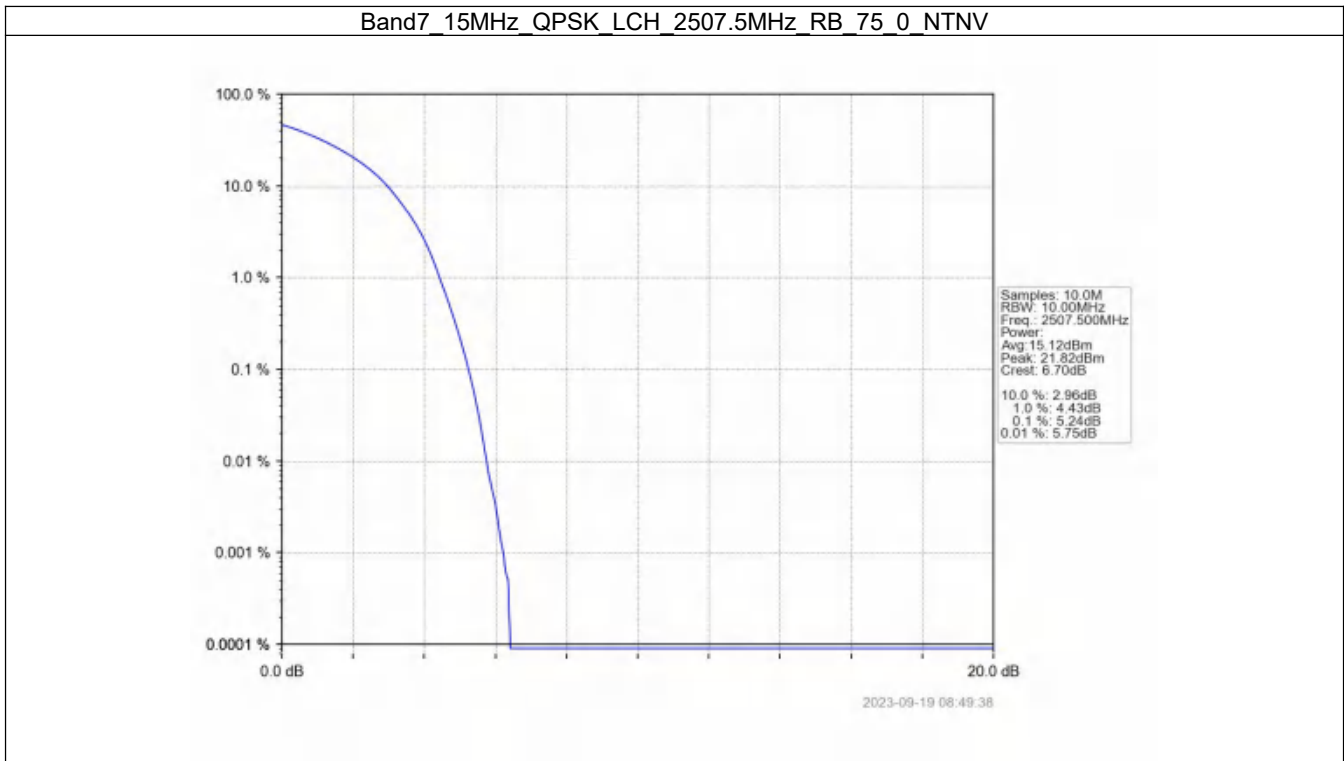


5.3 B7_15MHz

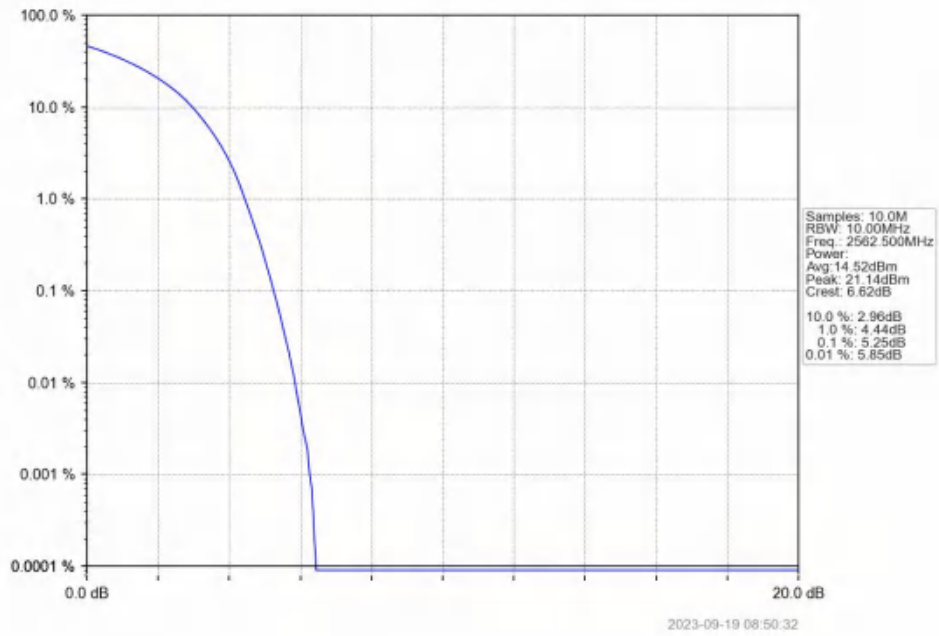
5.3.1 Test Result

Band: 7 / Bandwidth: 15MHz / NTV						
Modulation	Frequency (MHz)	RB Allocation		Peak-Average Ratio (dB)		Verdict
		Size	Offset	Result	Limit	
QPSK	2507.5	75	0	5.24	<=13	Pass
	2535	75	0	5.23	<=13	Pass
	2562.5	75	0	5.25	<=13	Pass
16QAM	2507.5	75	0	6.13	<=13	Pass
	2535	75	0	6.13	<=13	Pass
	2562.5	75	0	6.00	<=13	Pass

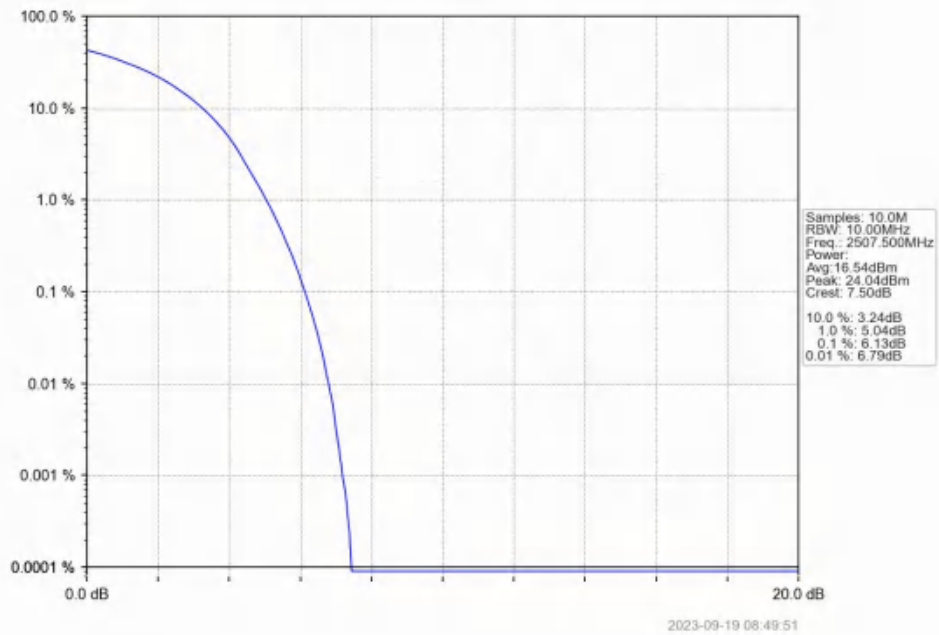
5.3.2 Test Graph



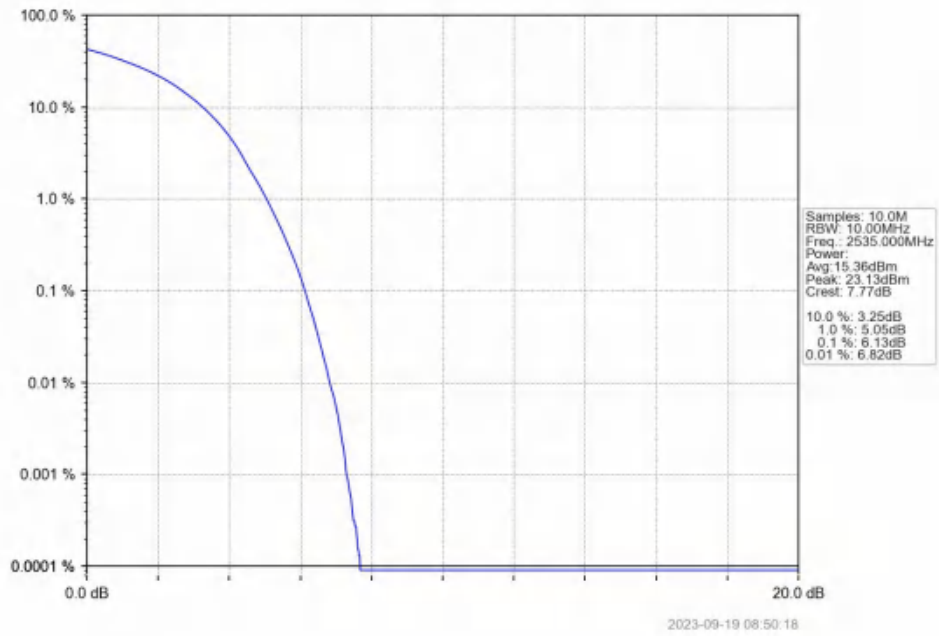
Band7_15MHz_QPSK_HCH_2562.5MHz_RB_75_0_NTNV



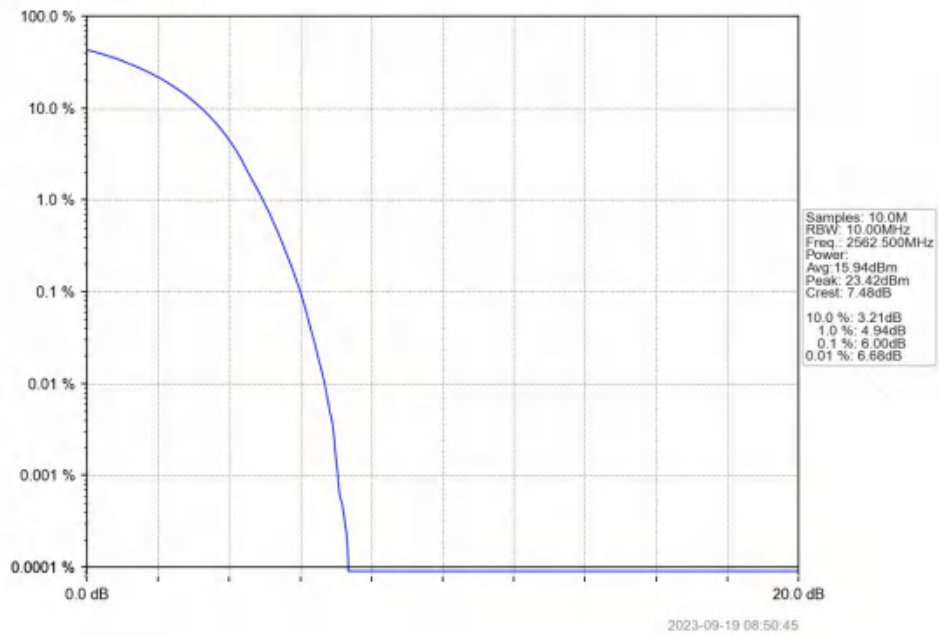
Band7_15MHz_16QAM_LCH_2507.5MHz_RB_75_0_NTNV



Band7_15MHz_16QAM_MCH_2535MHz_RB_75_0_NTNV



Band7_15MHz_16QAM_HCH_2562.5MHz_RB_75_0_NTNV

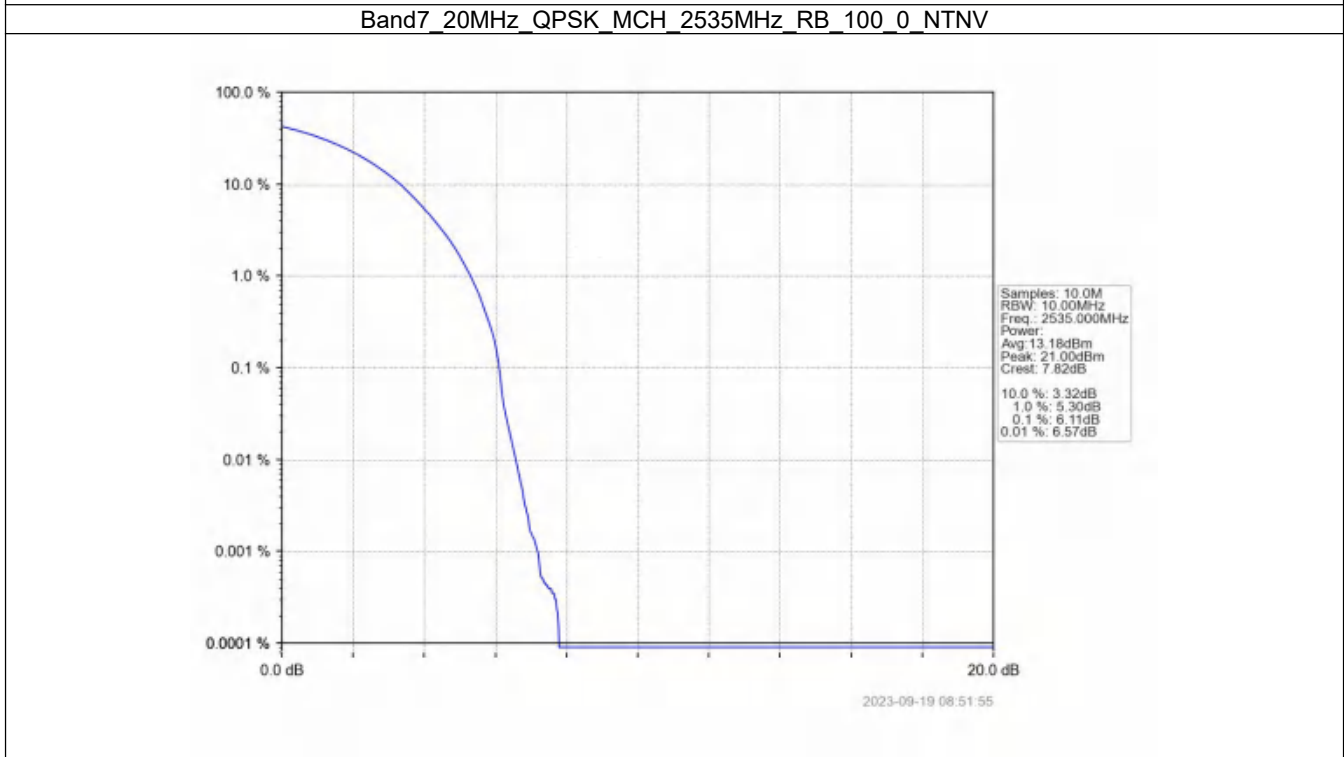
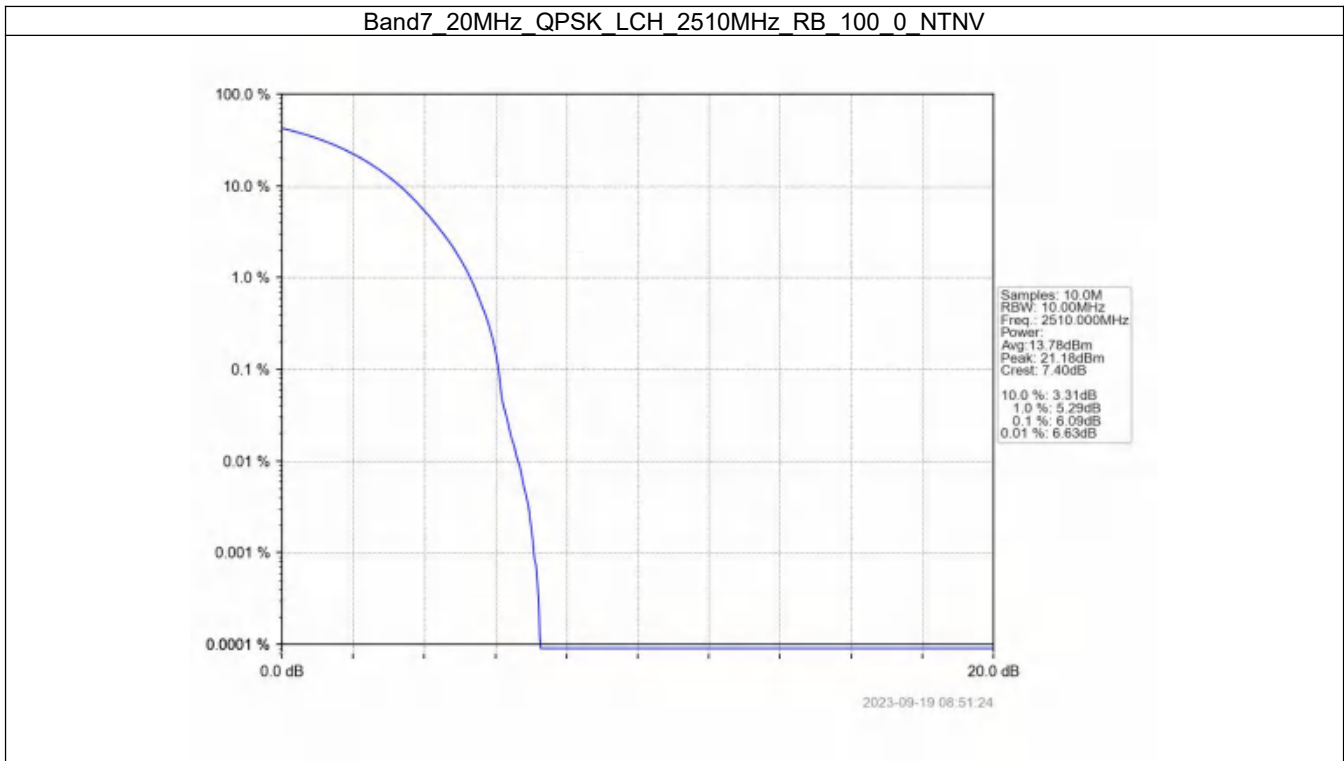


5.4 B7_20MHz

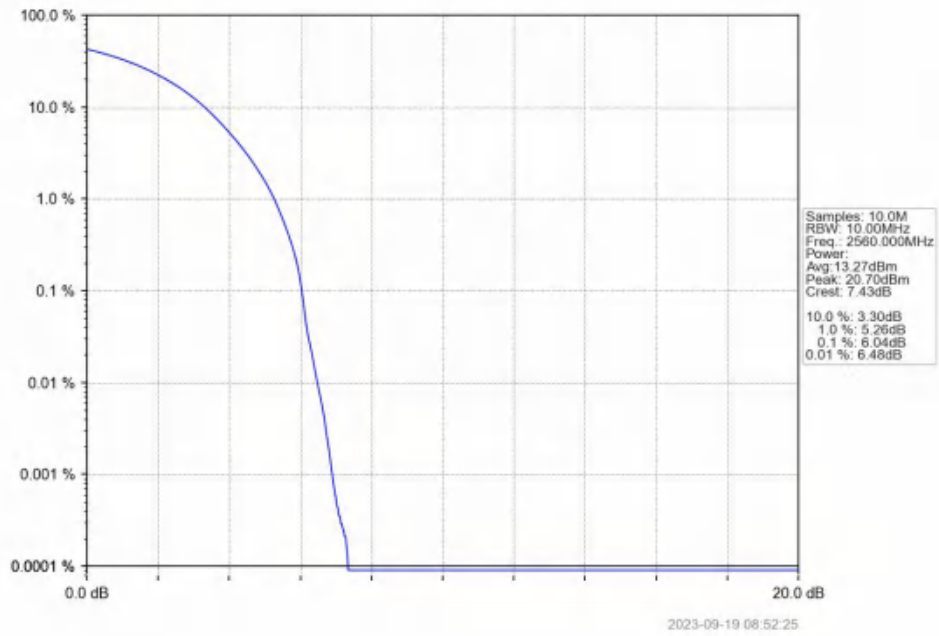
5.4.1 Test Result

Band: 7 / Bandwidth: 20MHz / NTNV						
Modulation	Frequency (MHz)	RB Allocation		Peak-Average Ratio (dB)		Verdict
		Size	Offset	Result	Limit	
QPSK	2510	100	0	6.09	<=13	Pass
	2535	100	0	6.11	<=13	Pass
	2560	100	0	6.04	<=13	Pass
16QAM	2510	100	0	6.64	<=13	Pass
	2535	100	0	6.71	<=13	Pass
	2560	100	0	6.58	<=13	Pass

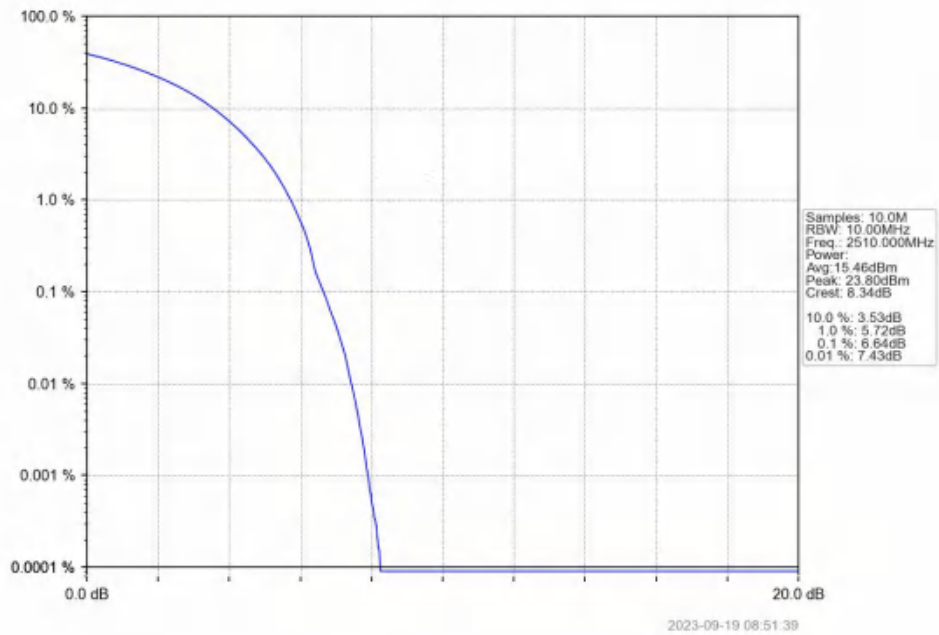
5.4.2 Test Graph



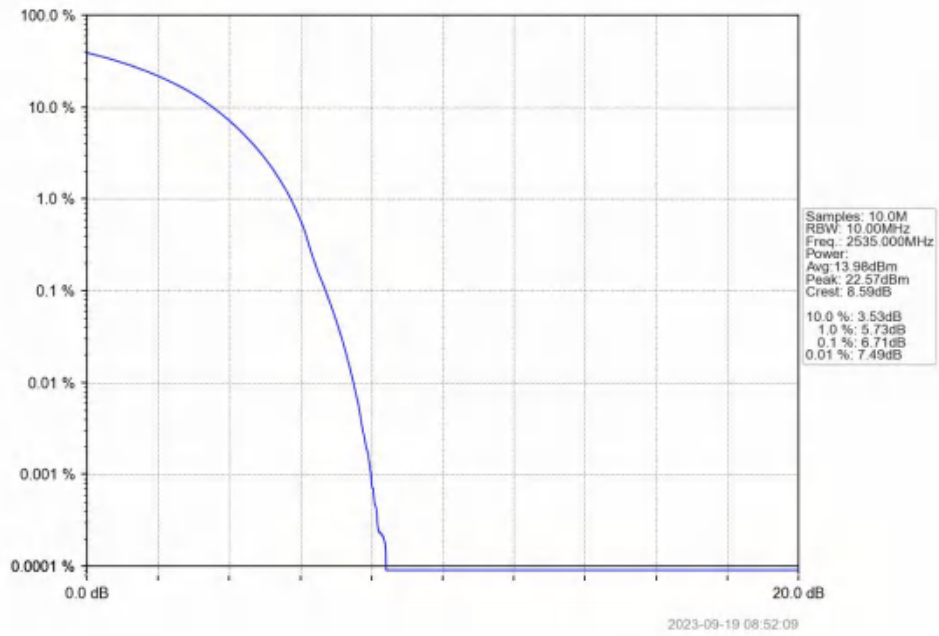
Band7_20MHz_QPSK_HCH_2560MHz_RB_100_0_NTNV



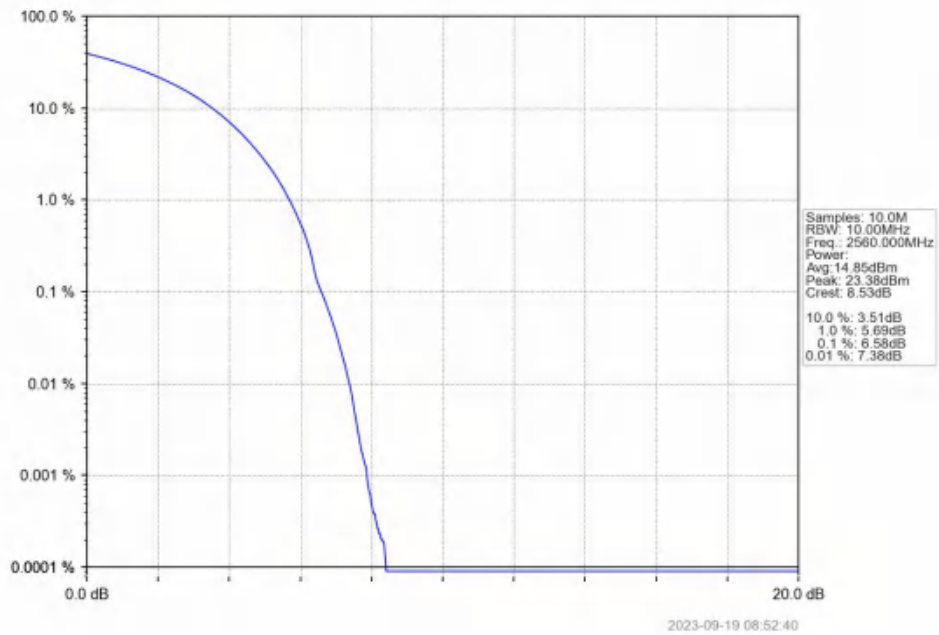
Band7_20MHz_16QAM_LCH_2510MHz_RB_100_0_NTNV



Band7_20MHz_16QAM_MCH_2535MHz_RB_100_0_NTNV



Band7_20MHz_16QAM_HCH_2560MHz_RB_100_0_NTNV



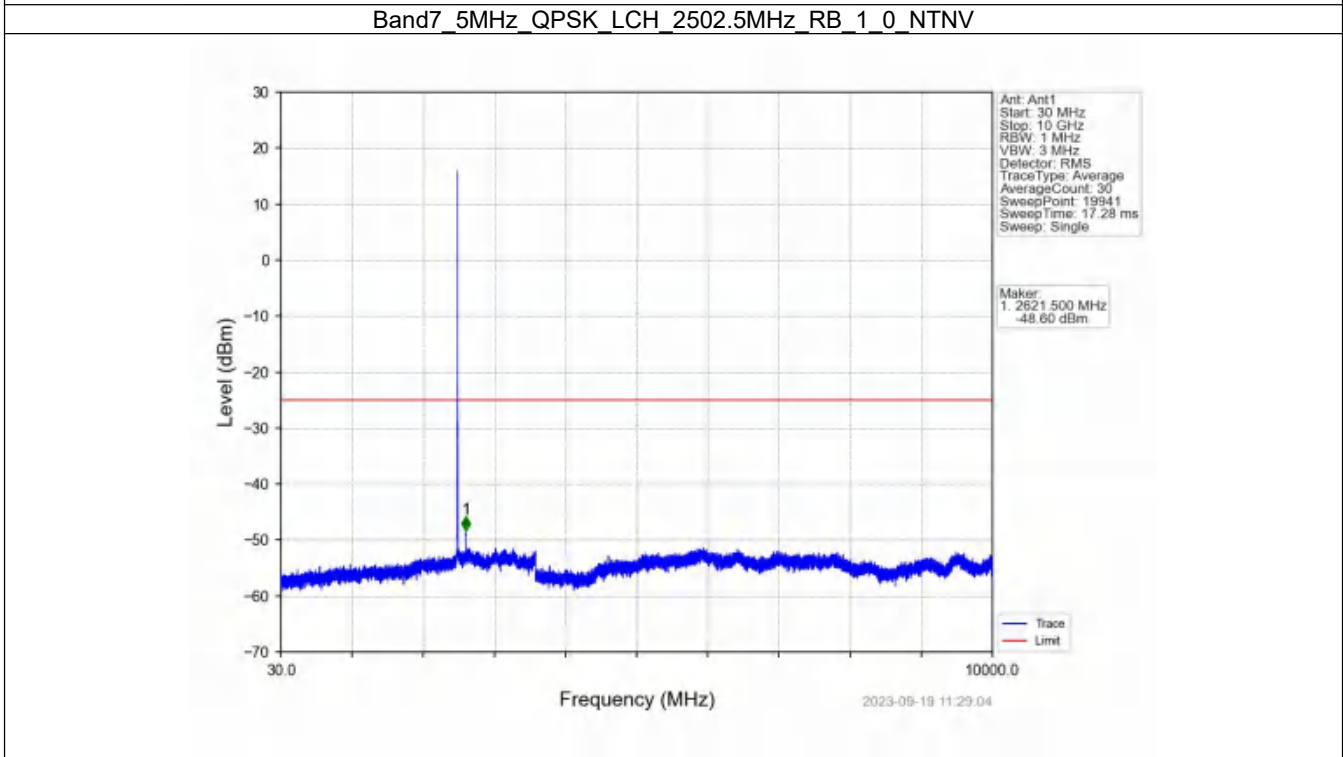
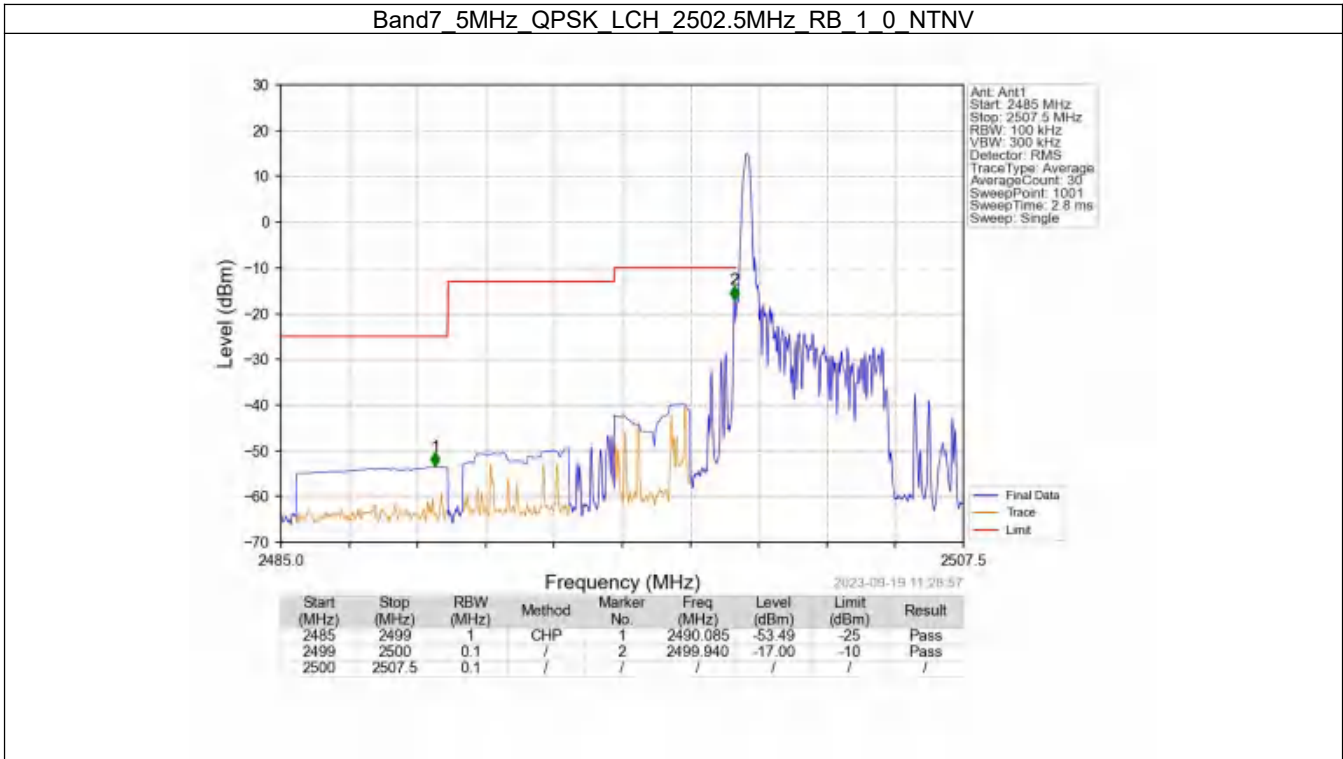
6. Spurious Emission

6.1 B7_5MHz

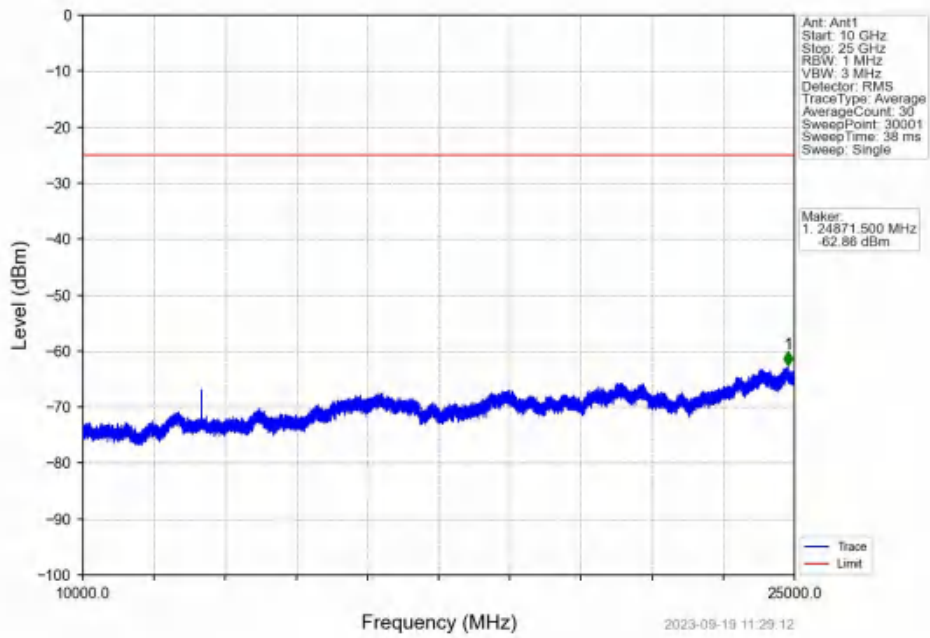
6.1.1 Test Result

Band: 7 / Bandwidth: 5MHz / NTV						
Modulation	Frequency (MHz)	RB Allocation		Spurious Emission		Verdict
		Size	Offset	Result	Limit	
QPSK	2502.5	1	0	Refer To Test Graph		Pass
		25	0	Refer To Test Graph		Pass
	2567.5	1	0	Refer To Test Graph		Pass
			24	Refer To Test Graph		Pass
		25	0	Refer To Test Graph		Pass
			0	Refer To Test Graph		Pass
16QAM	2502.5	1	0	Refer To Test Graph		Pass
		25	0	Refer To Test Graph		Pass
	2567.5	1	0	Refer To Test Graph		Pass
			24	Refer To Test Graph		Pass
		25	0	Refer To Test Graph		Pass
			0	Refer To Test Graph		Pass

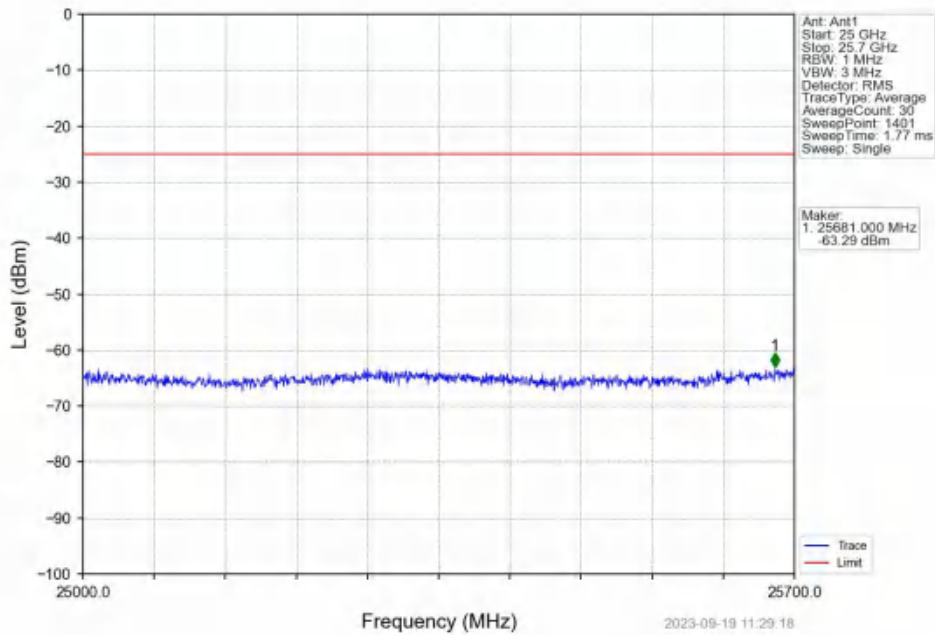
6.1.2 Test Graph



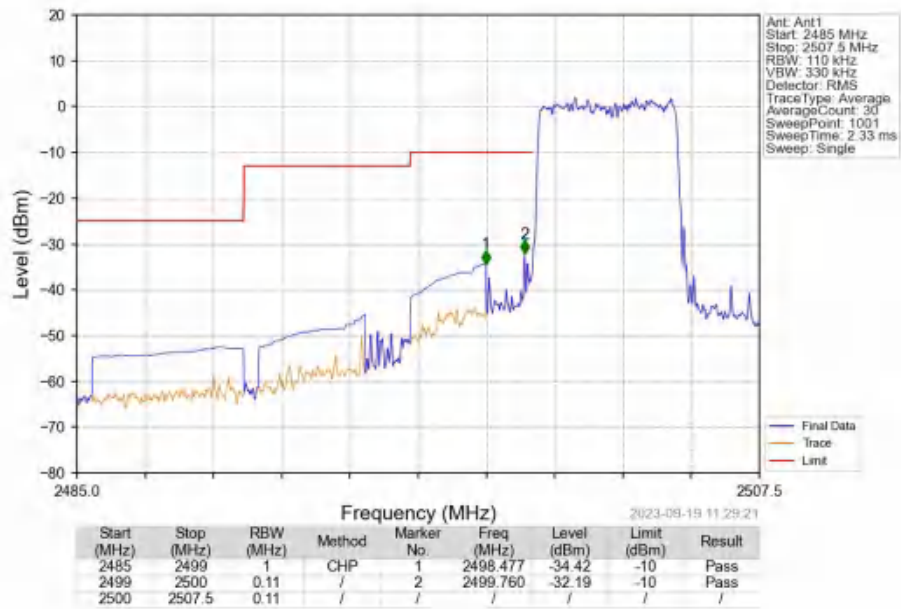
Band7_5MHz_QPSK_LCH_2502.5MHz_RB_1_0_NTNV



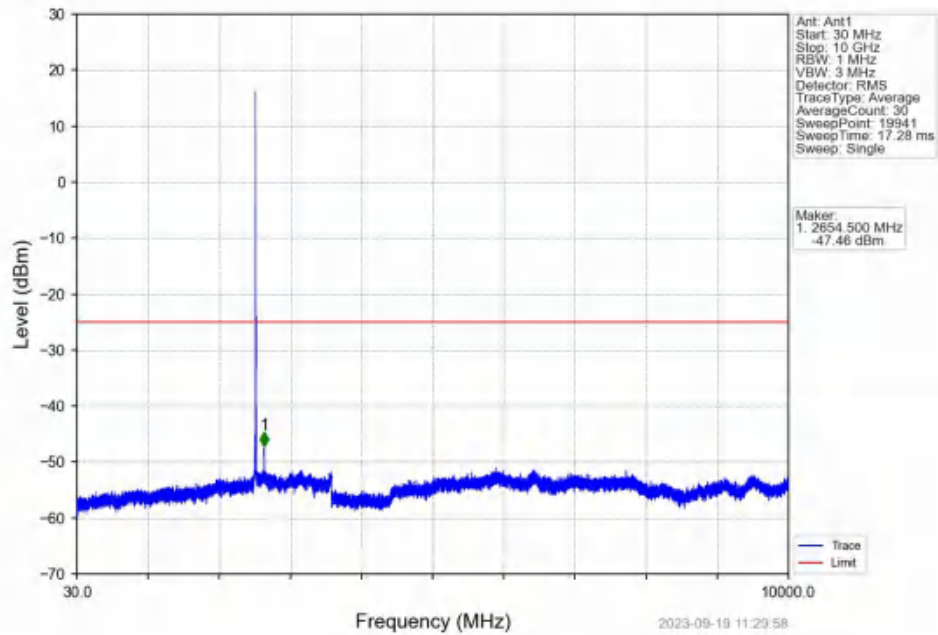
Band7_5MHz_QPSK_LCH_2502.5MHz_RB_1_0_NTNV



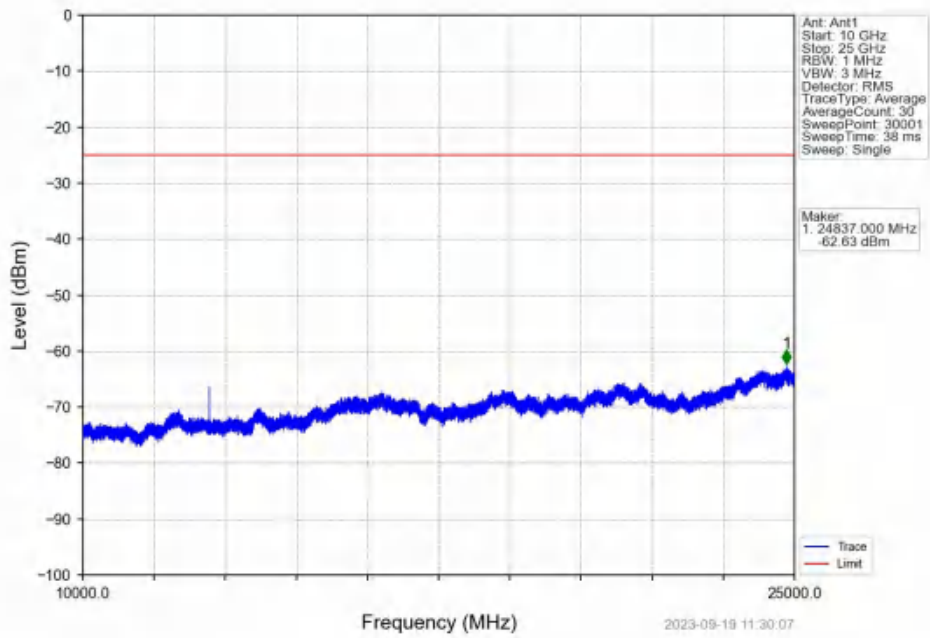
Band7_5MHz_QPSK_LCH_2502.5MHz_RB_25_0_NTNV



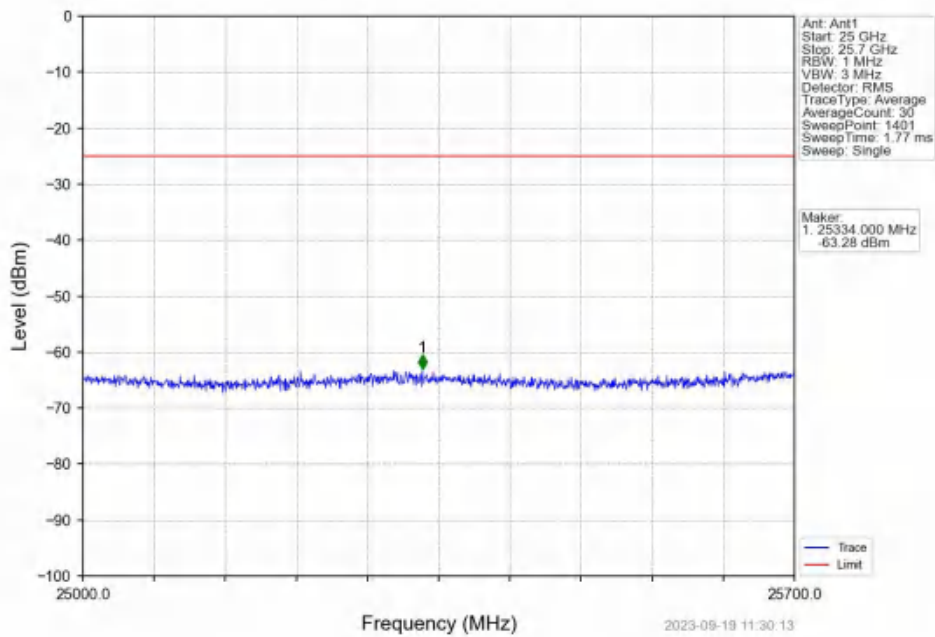
Band7_5MHz_QPSK_MCH_2535MHz_RB_1_0_NTNV



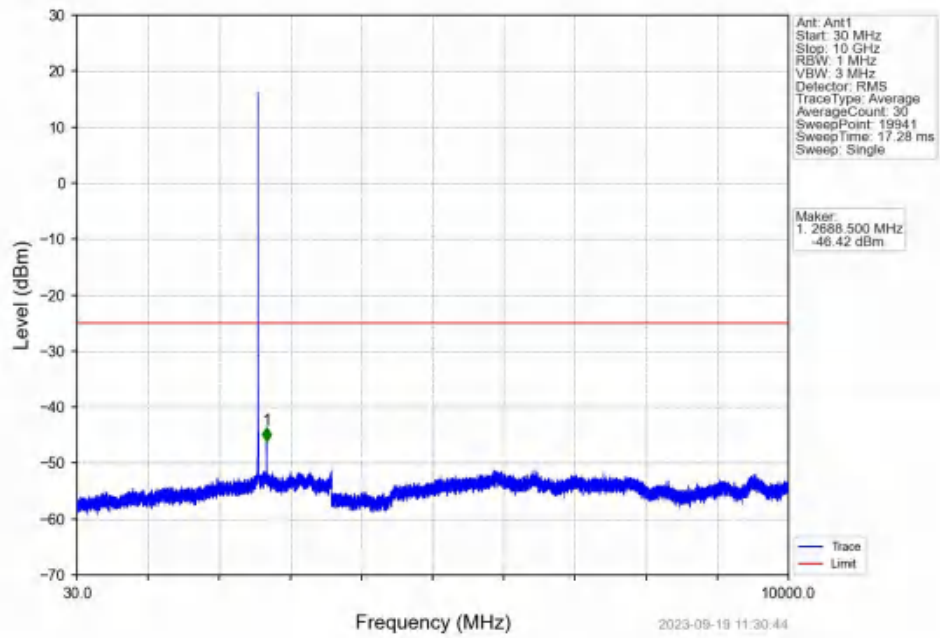
Band7_5MHz_QPSK_MCH_2535MHz_RB_1_0_NTNV



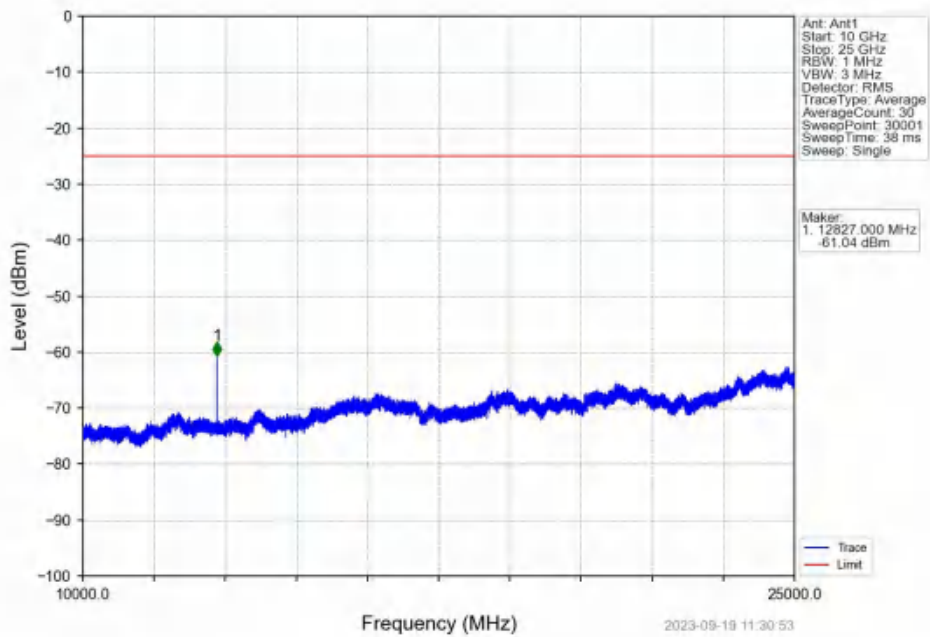
Band7_5MHz_QPSK_MCH_2535MHz_RB_1_0_NTNV



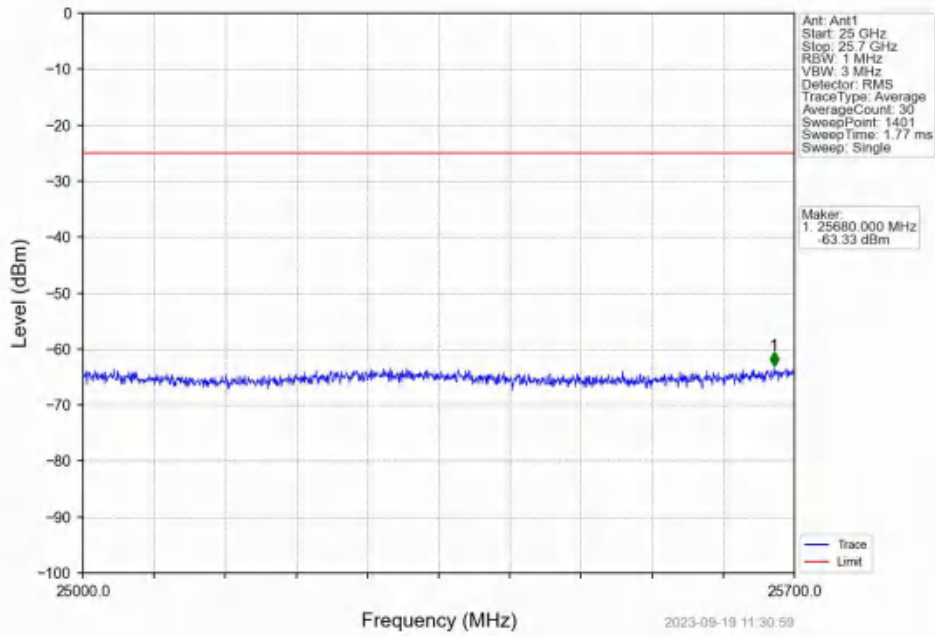
Band7_5MHz_QPSK_HCH_2567.5MHz_RB_1_0_NTNV



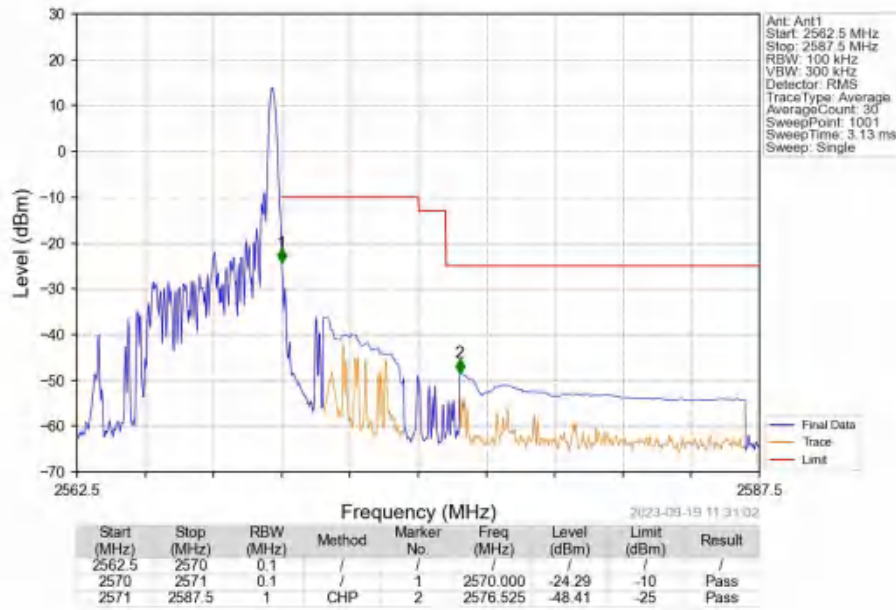
Band7_5MHz_QPSK_HCH_2567.5MHz_RB_1_0_NTNV



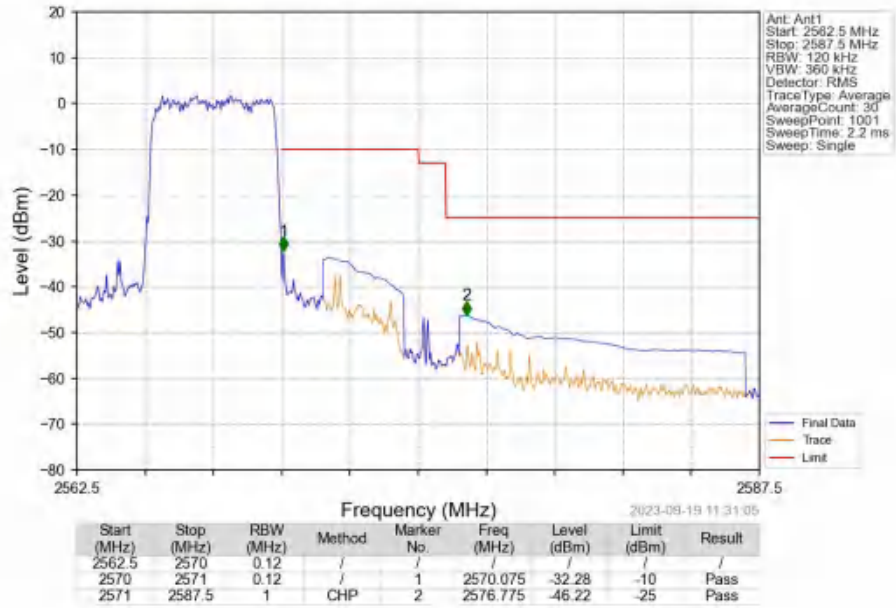
Band7_5MHz_QPSK_HCH_2567.5MHz_RB_1_0_NTNV



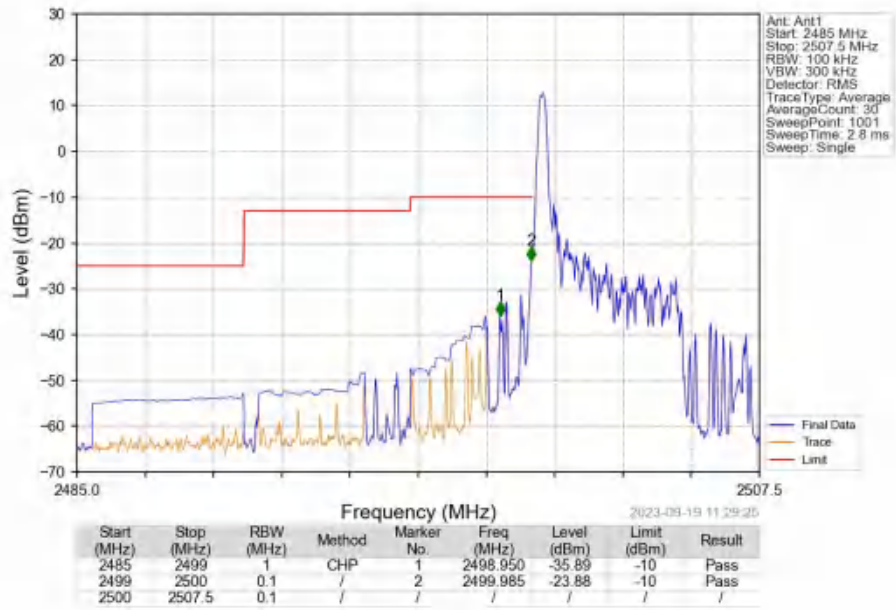
Band7_5MHz_QPSK_HCH_2567.5MHz_RB_1_24_NTNV



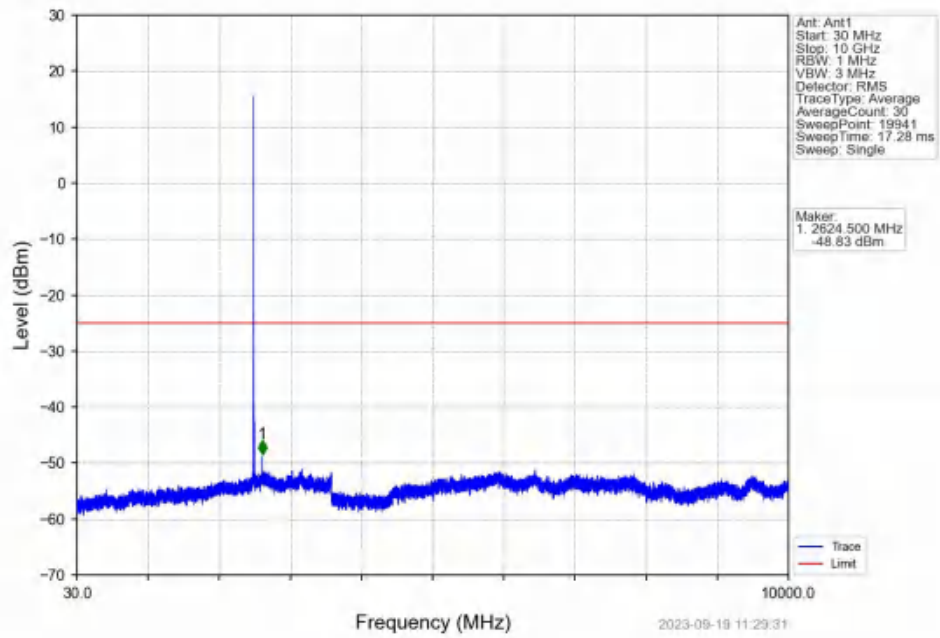
Band7_5MHz_QPSK_HCH_2567.5MHz_RB_25_0_NTNV



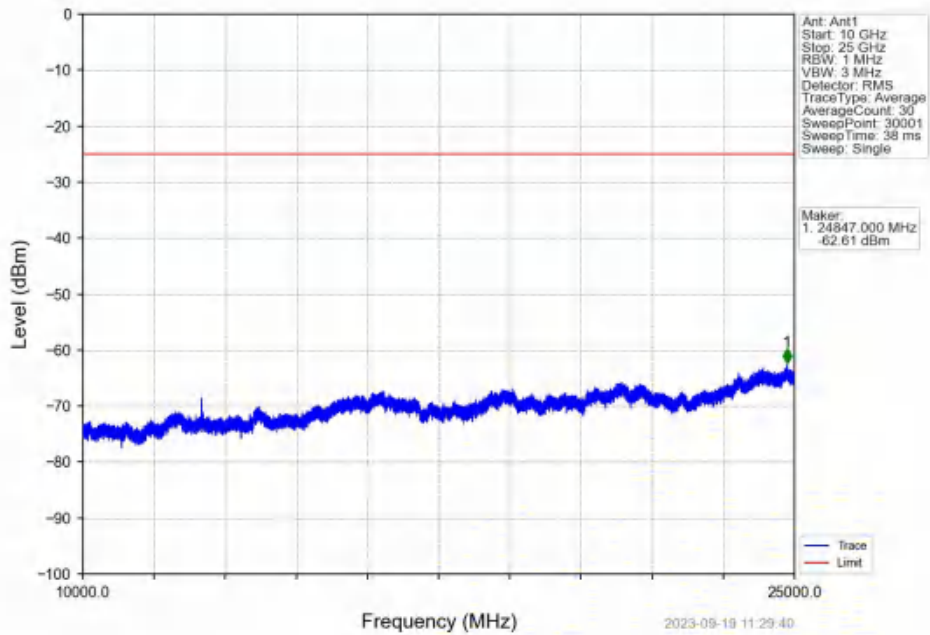
Band7_5MHz_16QAM_LCH_2502.5MHz_RB_1_0_NTNV



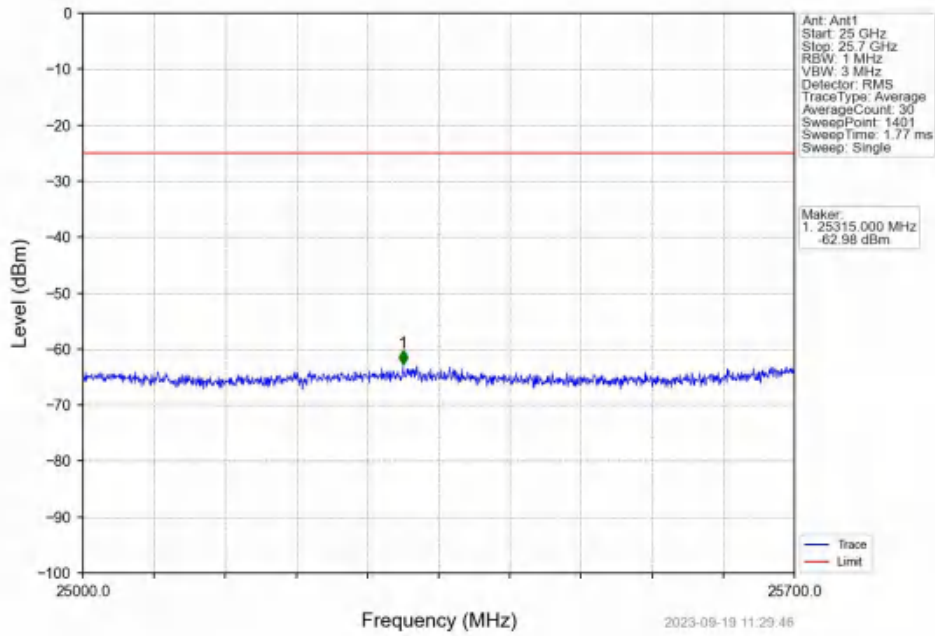
Band7_5MHz_16QAM_LCH_2502.5MHz_RB_1_0_NTNV



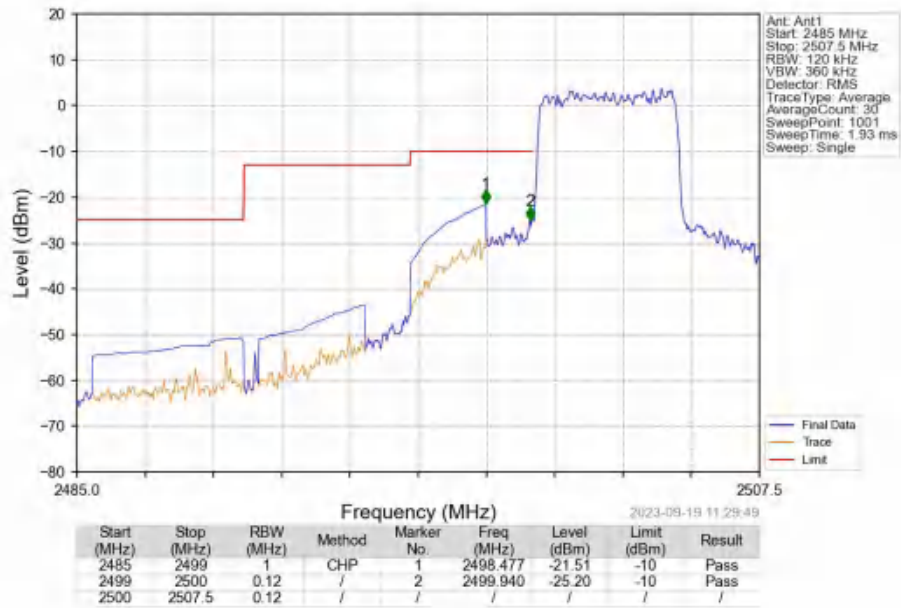
Band7_5MHz_16QAM_LCH_2502.5MHz_RB_1_0_NTNV



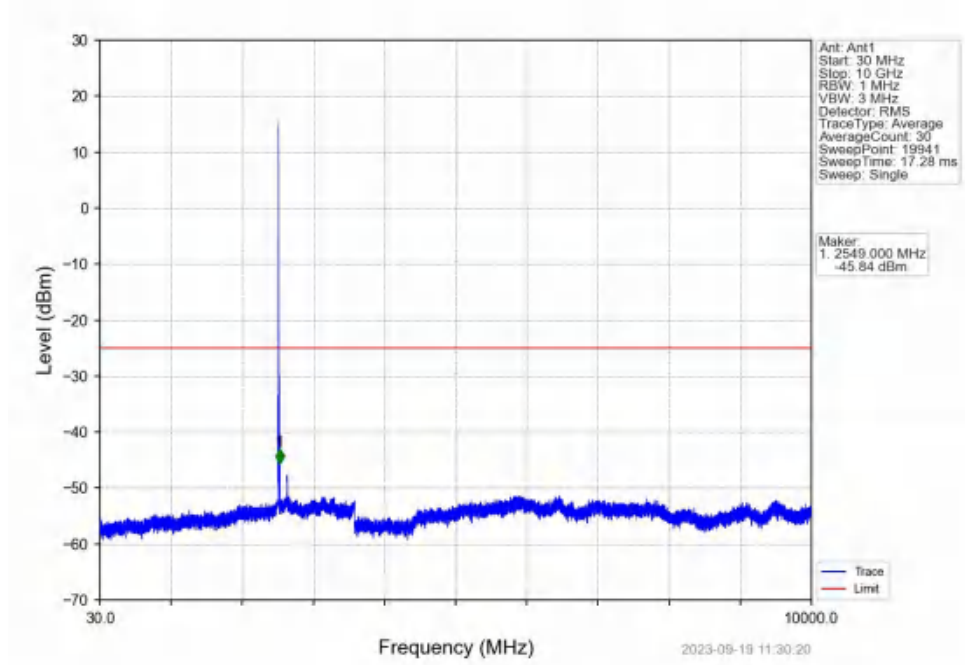
Band7_5MHz_16QAM_LCH_2502.5MHz_RB_1_0_NTNV



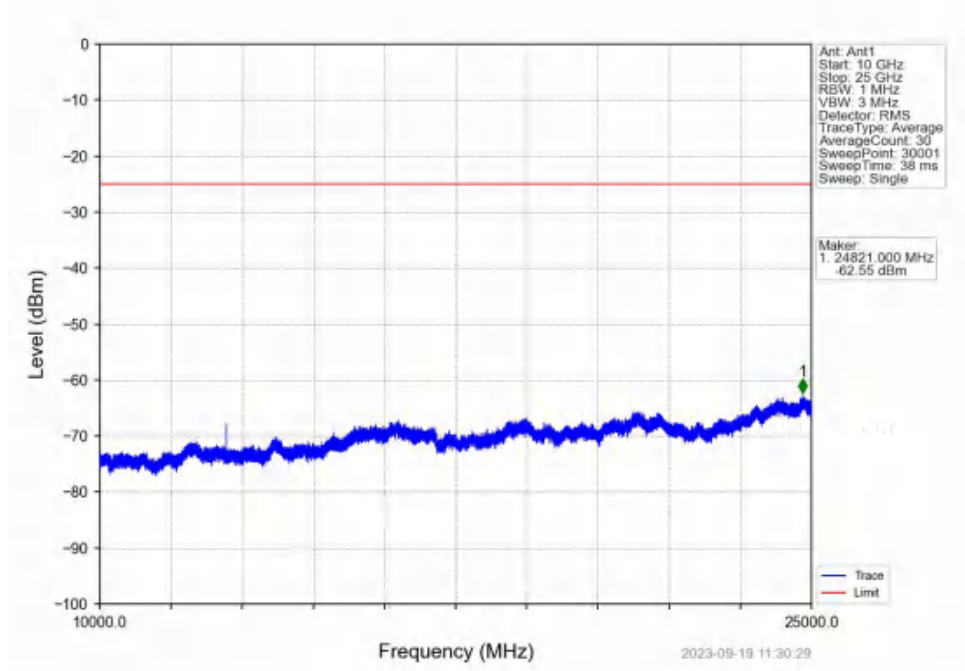
Band7_5MHz_16QAM_LCH_2502.5MHz_RB_25_0_NTNV



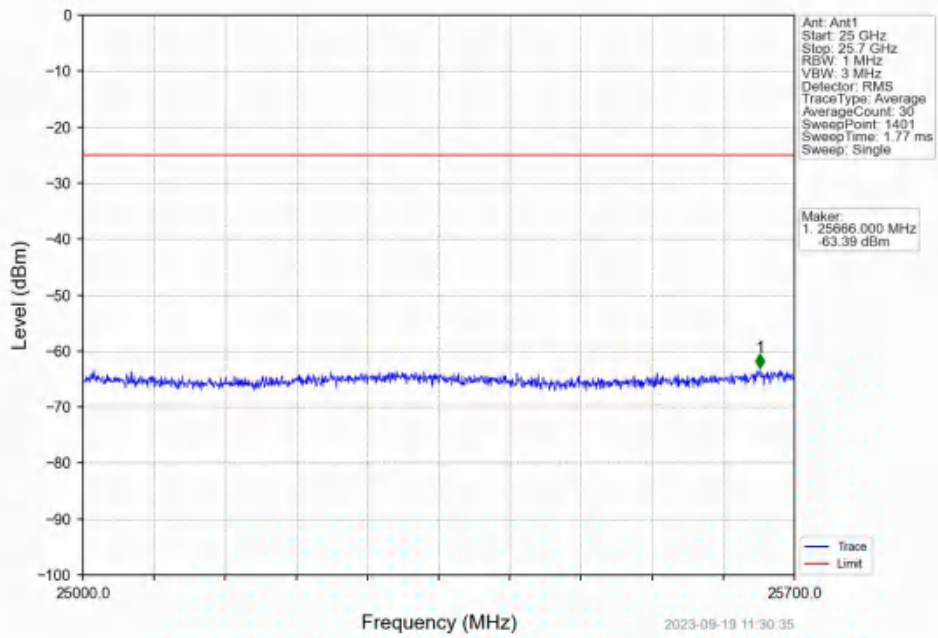
Band7_5MHz_16QAM_MCH_2535MHz_RB_1_0_NTNV



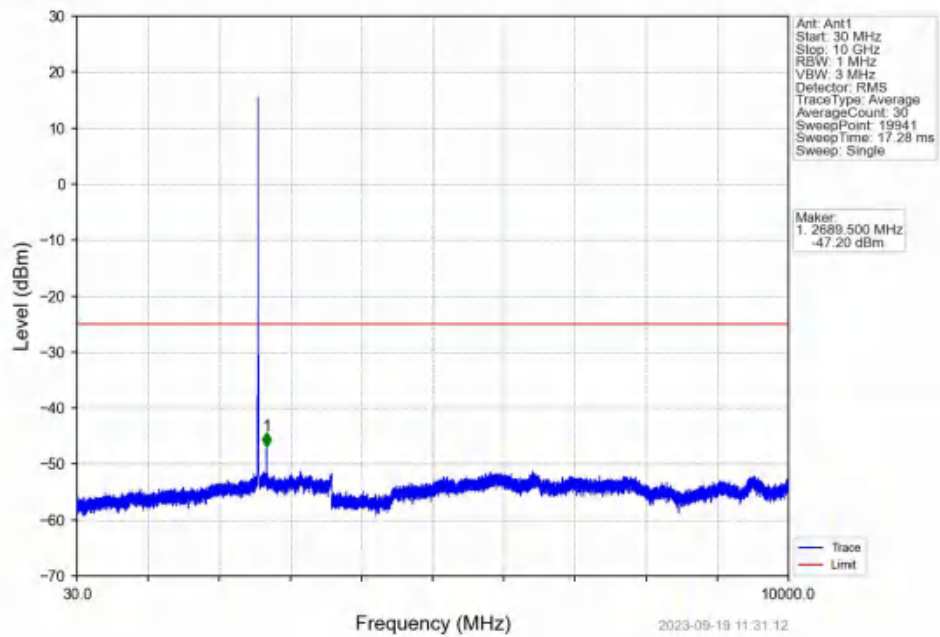
Band7_5MHz_16QAM_MCH_2535MHz_RB_1_0_NTNV



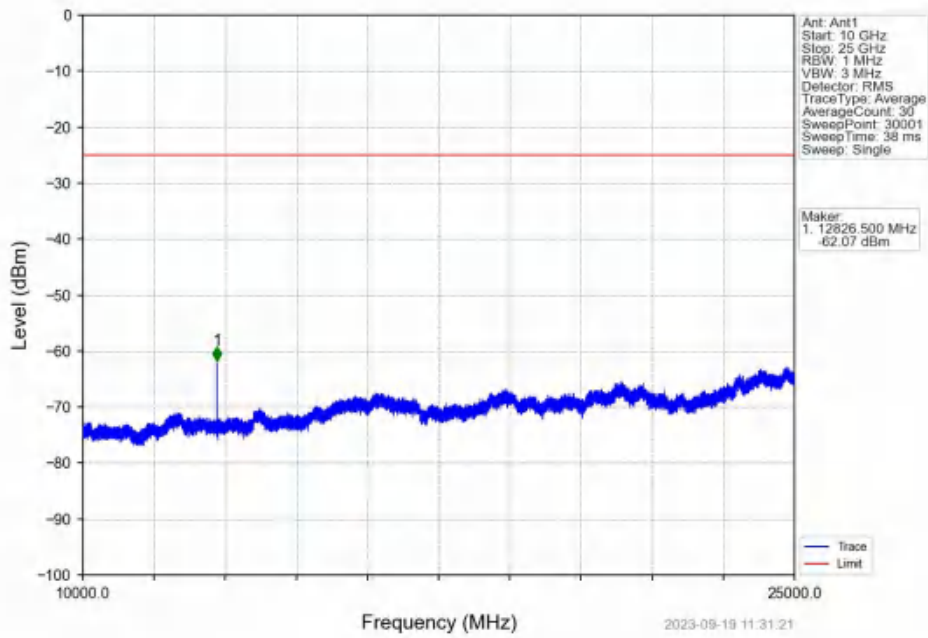
Band7_5MHz_16QAM_MCH_2535MHz_RB_1_0_NTNV



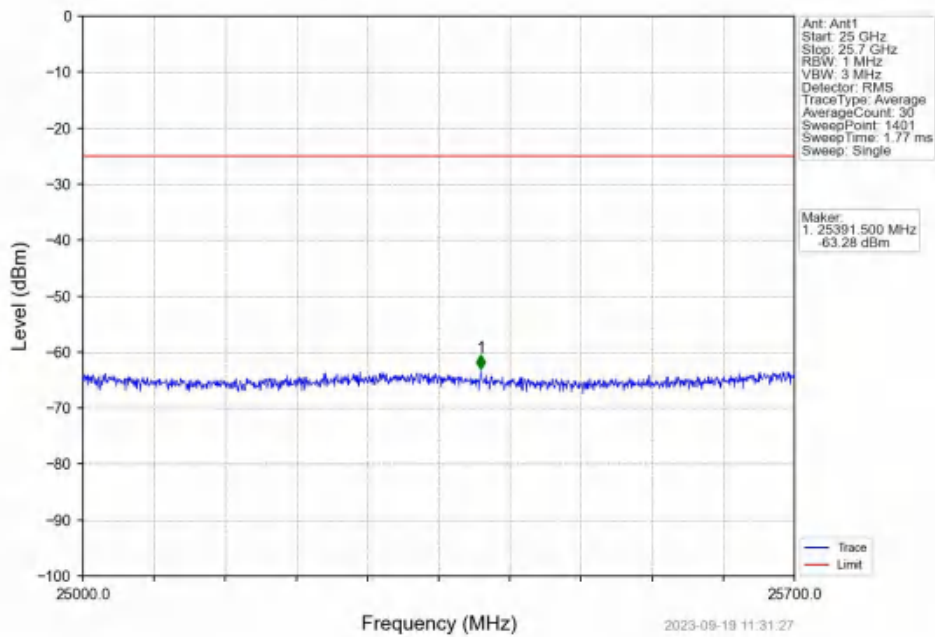
Band7_5MHz_16QAM_HCH_2567.5MHz_RB_1_0_NTNV



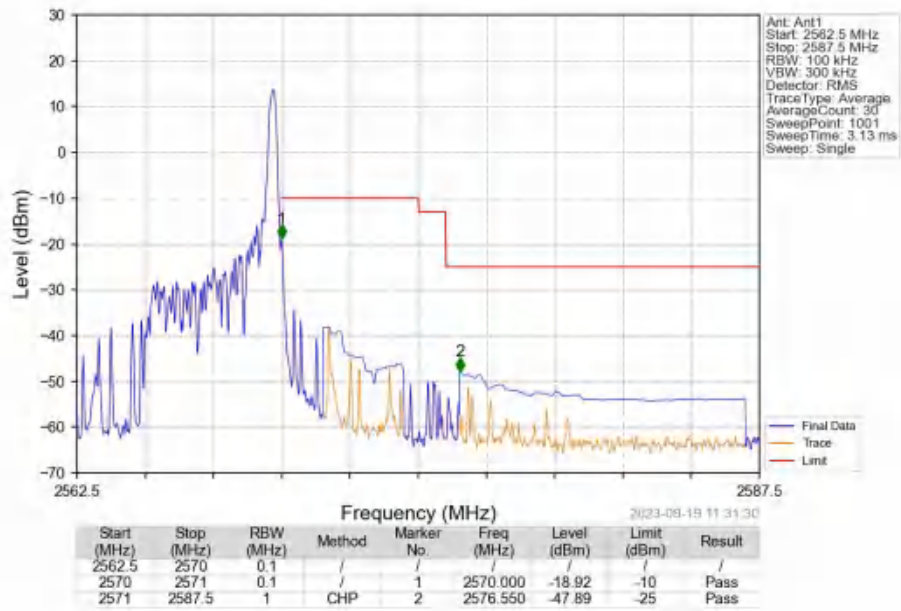
Band7_5MHz_16QAM_HCH_2567.5MHz_RB_1_0_NTNV



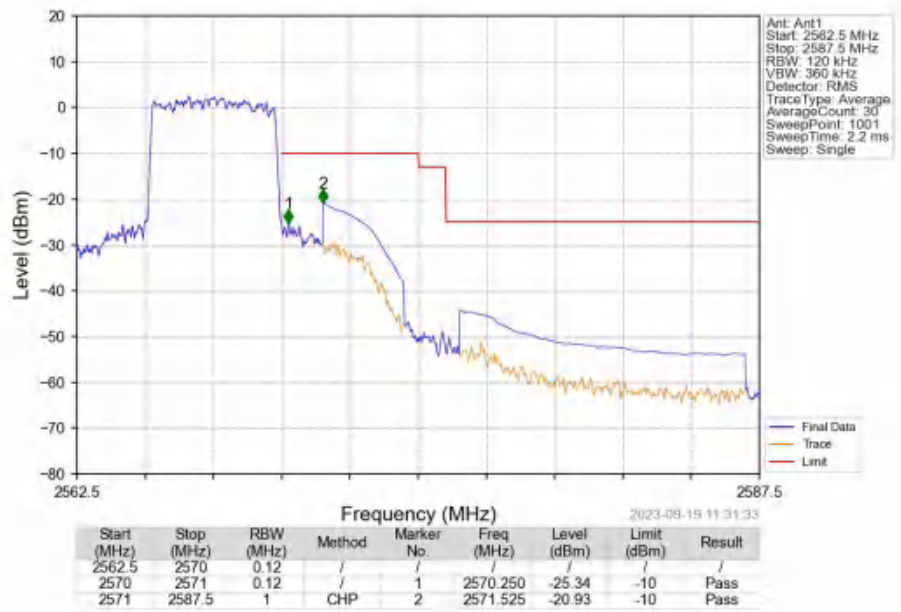
Band7_5MHz_16QAM_HCH_2567.5MHz_RB_1_0_NTNV



Band7_5MHz_16QAM_HCH_2567.5MHz_RB_1_24_NTNV



Band7_5MHz_16QAM_HCH_2567.5MHz_RB_25_0_NTNV

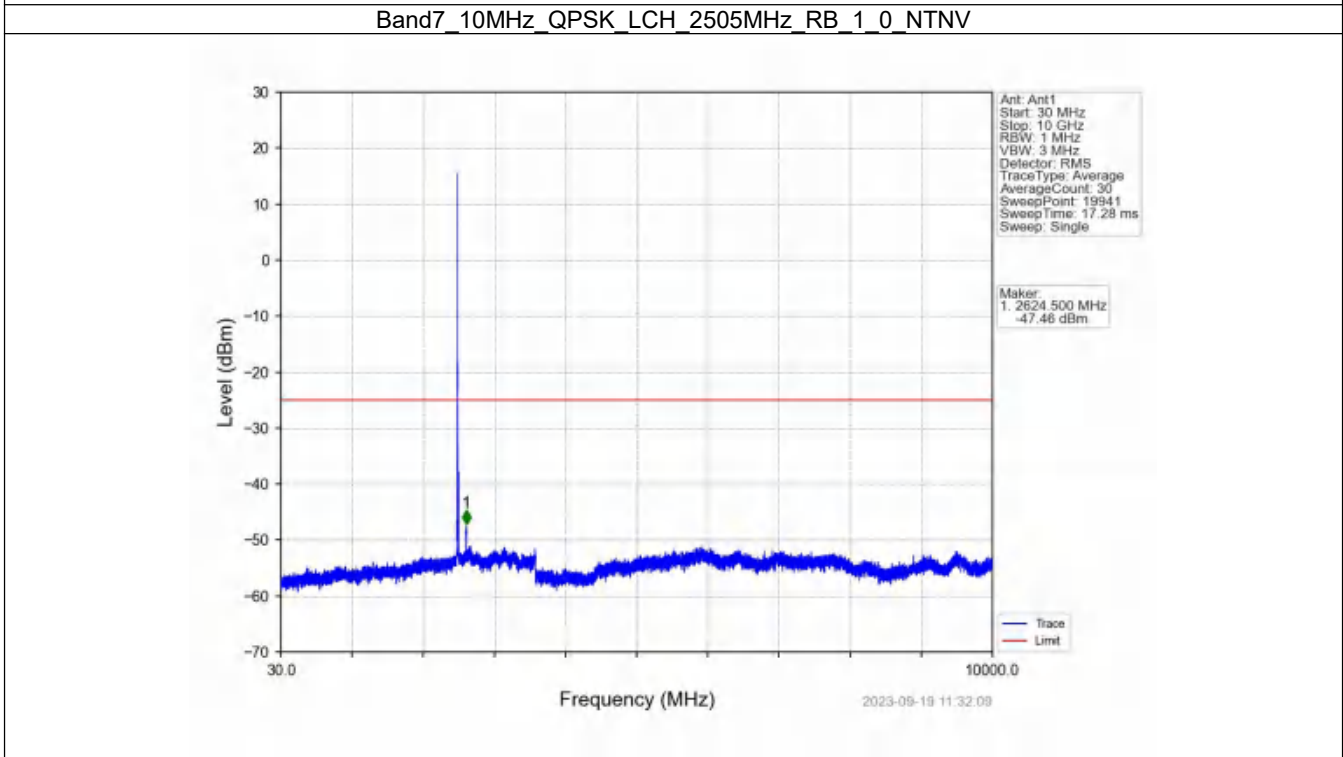
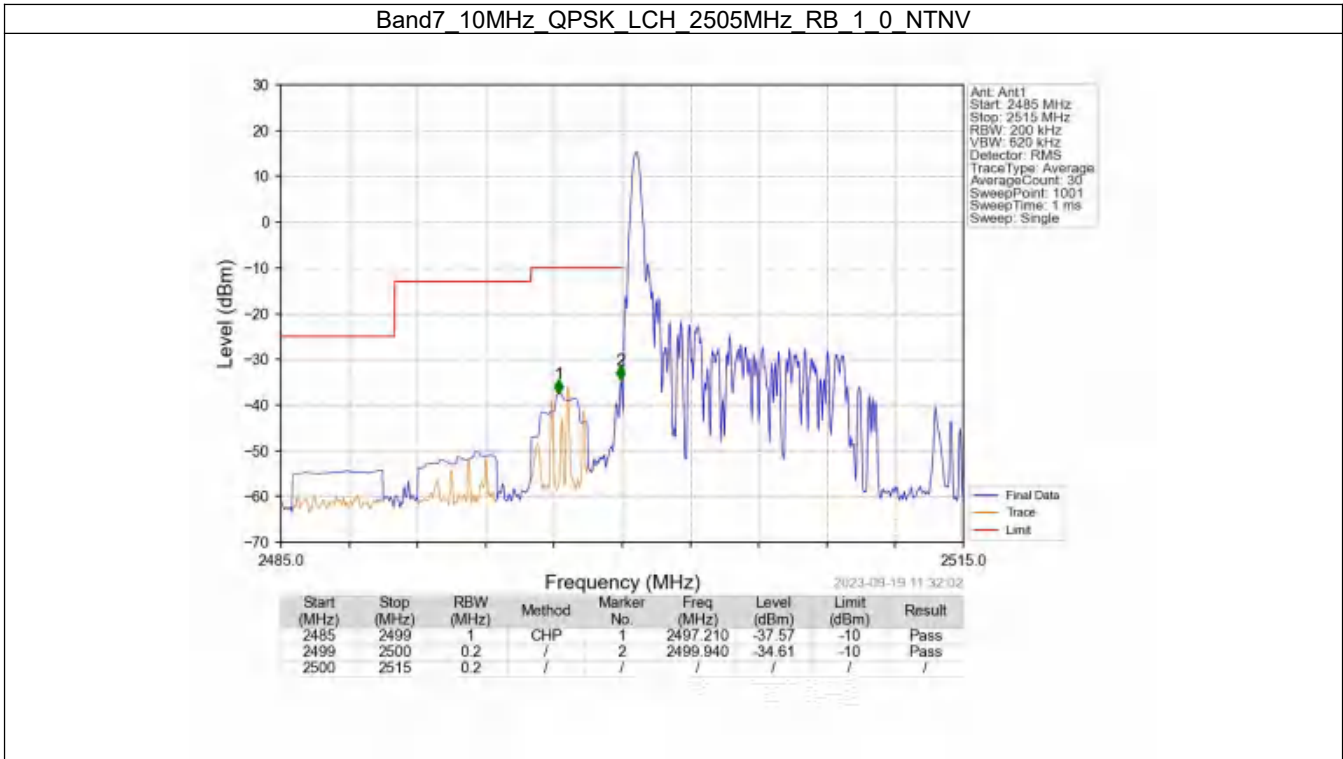


6.2 B7_10MHz

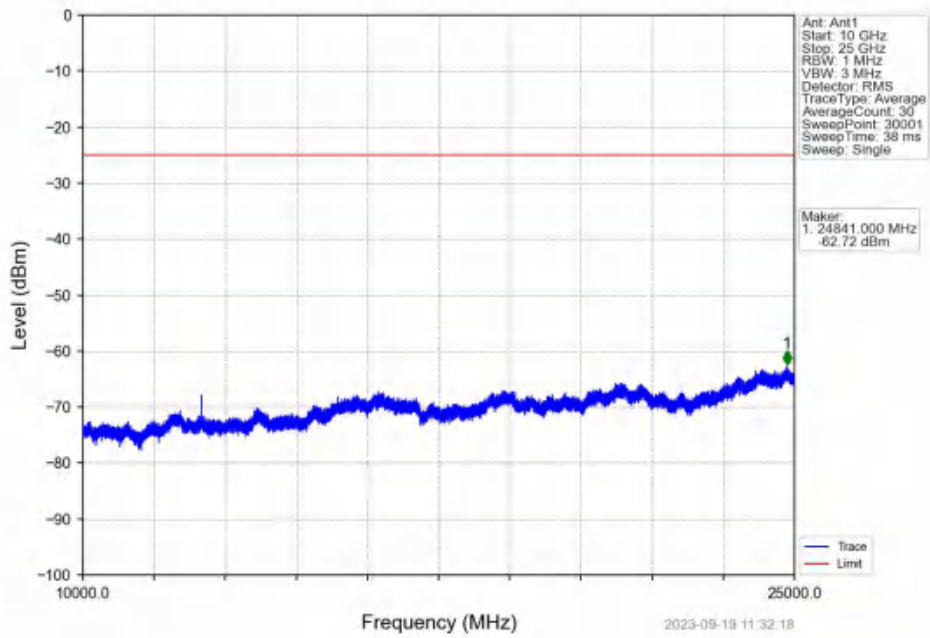
6.2.1 Test Result

Band: 7 / Bandwidth: 10MHz / NTV						
Modulation	Frequency (MHz)	RB Allocation		Spurious Emission		Verdict
		Size	Offset	Result	Limit	
QPSK	2505	1	0	Refer To Test Graph		Pass
		50	0	Refer To Test Graph		Pass
	2535	1	0	Refer To Test Graph		Pass
	2565	1	0	Refer To Test Graph		Pass
			49	Refer To Test Graph		Pass
		50	0	Refer To Test Graph		Pass
16QAM	2505	1	0	Refer To Test Graph		Pass
		50	0	Refer To Test Graph		Pass
	2535	1	0	Refer To Test Graph		Pass
	2565	1	0	Refer To Test Graph		Pass
			49	Refer To Test Graph		Pass
		50	0	Refer To Test Graph		Pass

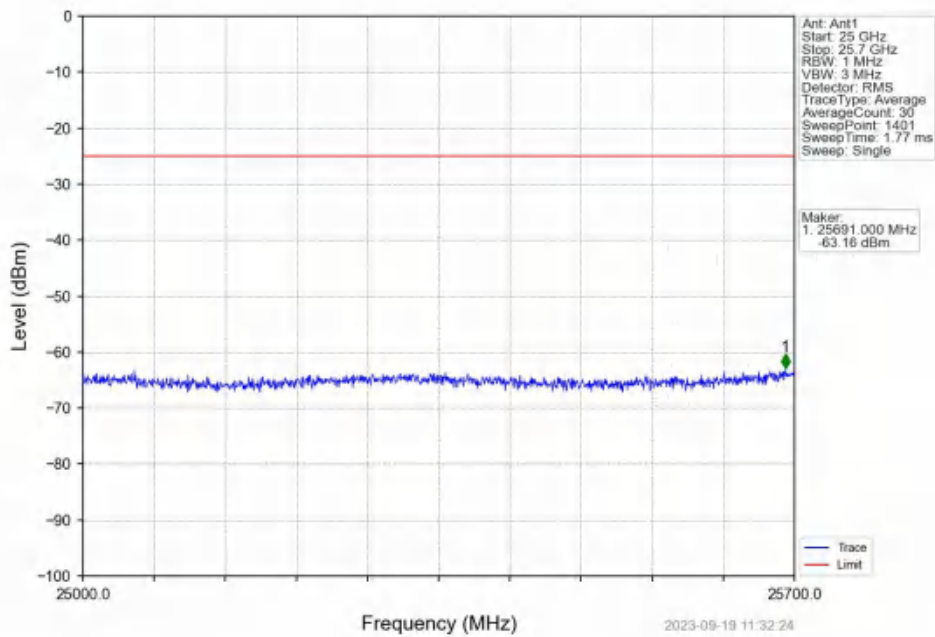
6.2.2 Test Graph



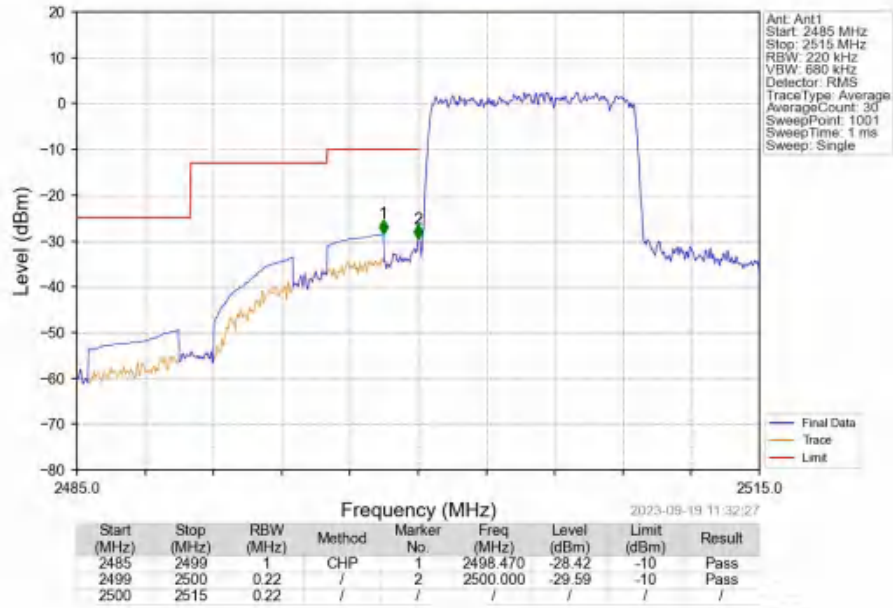
Band7_10MHz_QPSK_LCH_2505MHz_RB_1_0_NTNV



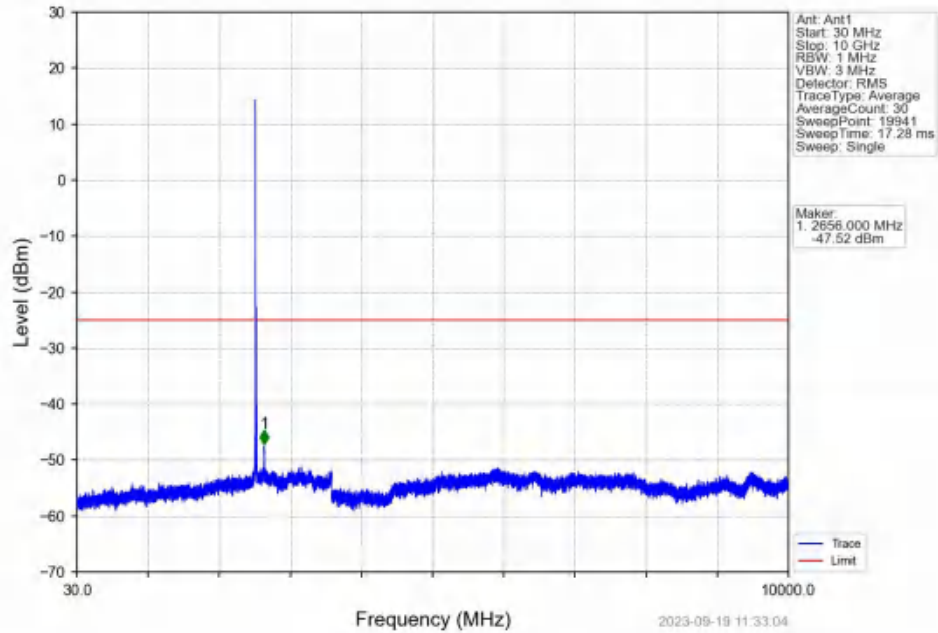
Band7_10MHz_QPSK_LCH_2505MHz_RB_1_0_NTNV



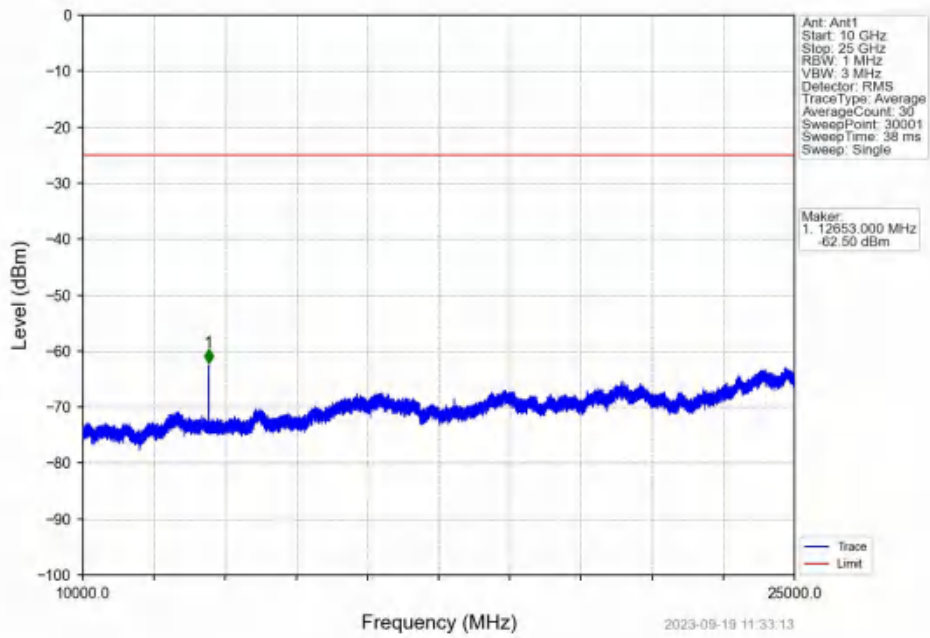
Band7_10MHz_QPSK_LCH_2505MHz_RB_50_0_NTNV



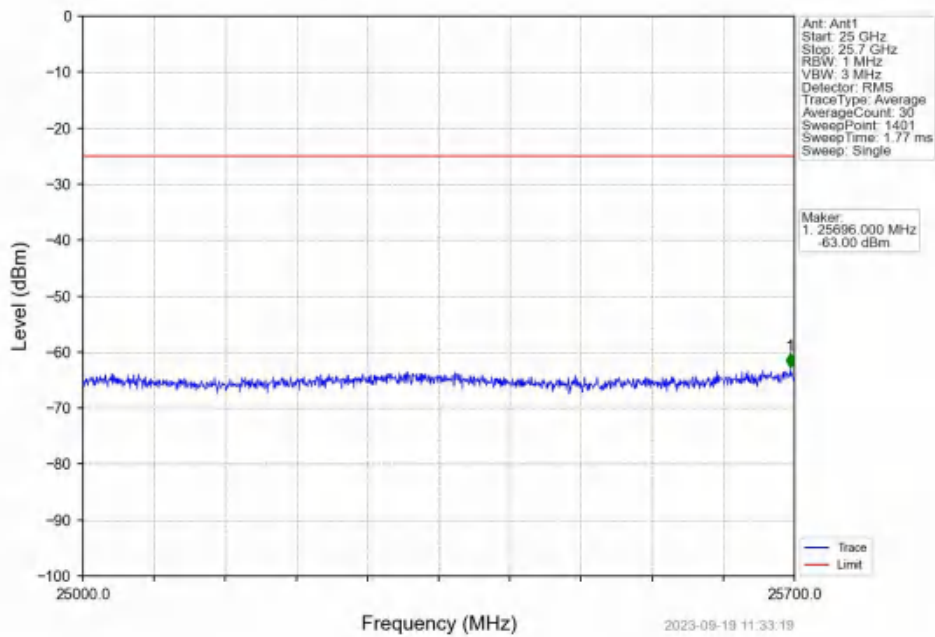
Band7_10MHz_QPSK_MCH_2535MHz_RB_1_0_NTNV



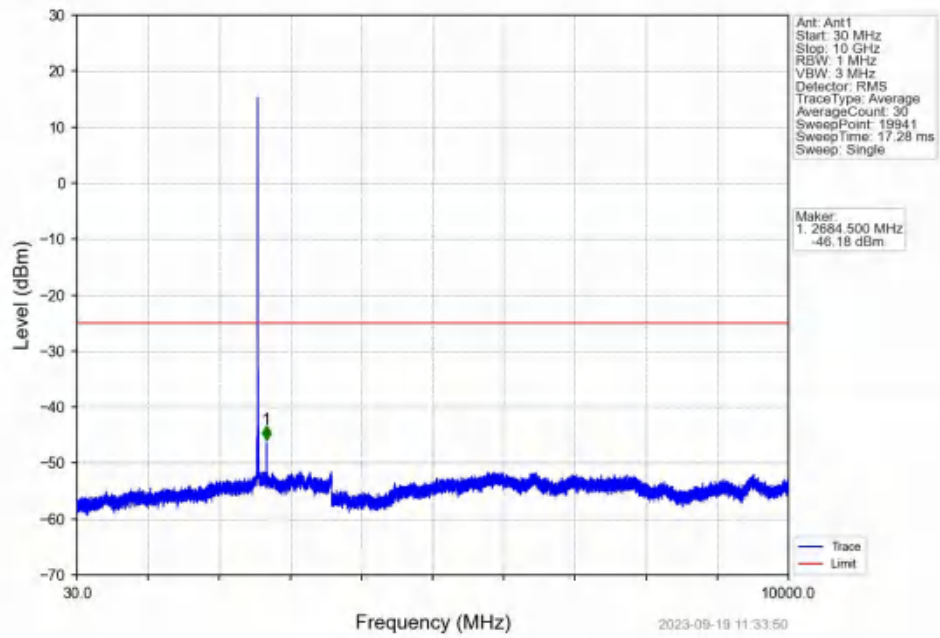
Band7_10MHz_QPSK_MCH_2535MHz_RB_1_0_NTNV



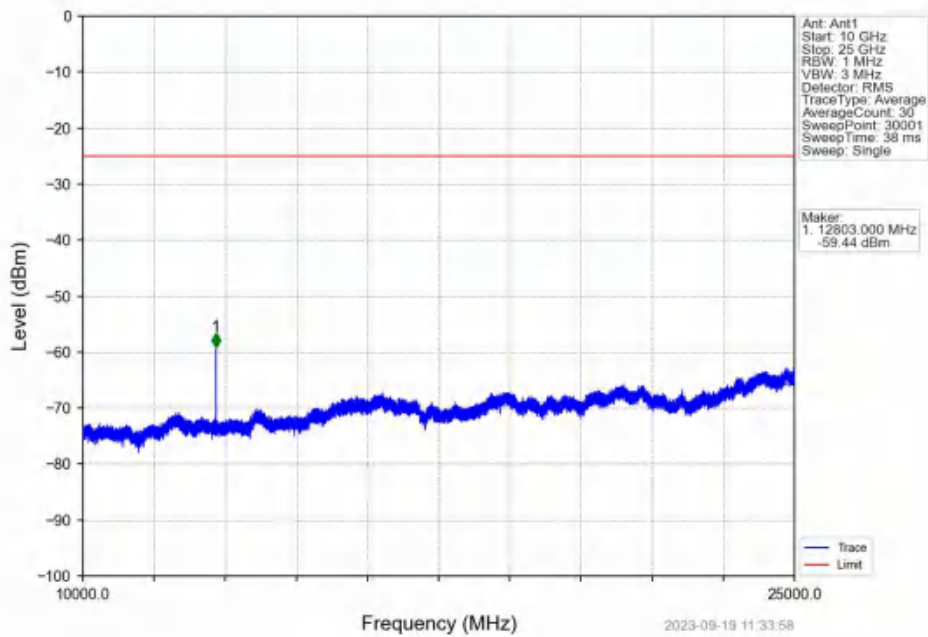
Band7_10MHz_QPSK_MCH_2535MHz_RB_1_0_NTNV



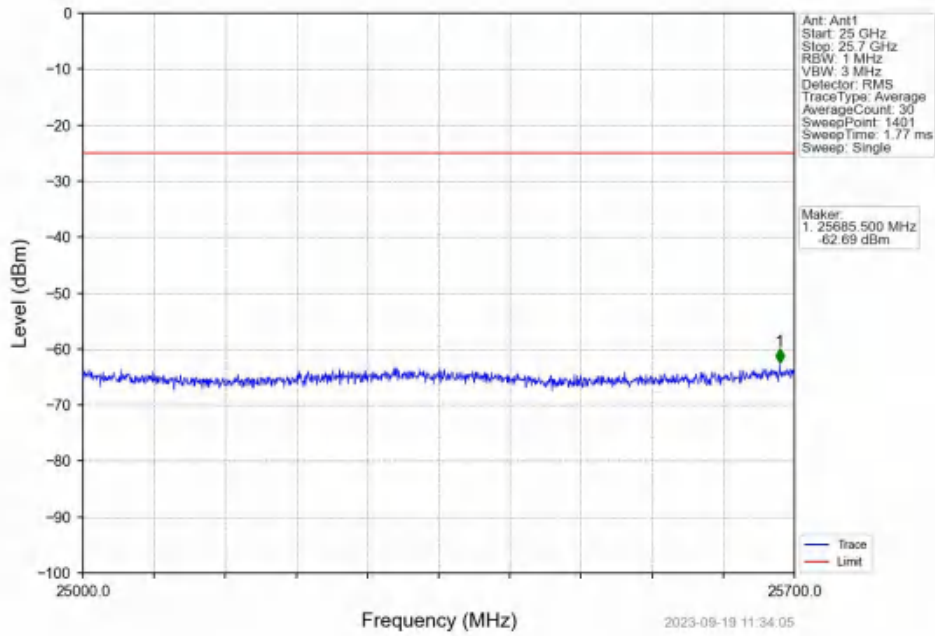
Band7_10MHz_QPSK_HCH_2565MHz_RB_1_0_NTNV



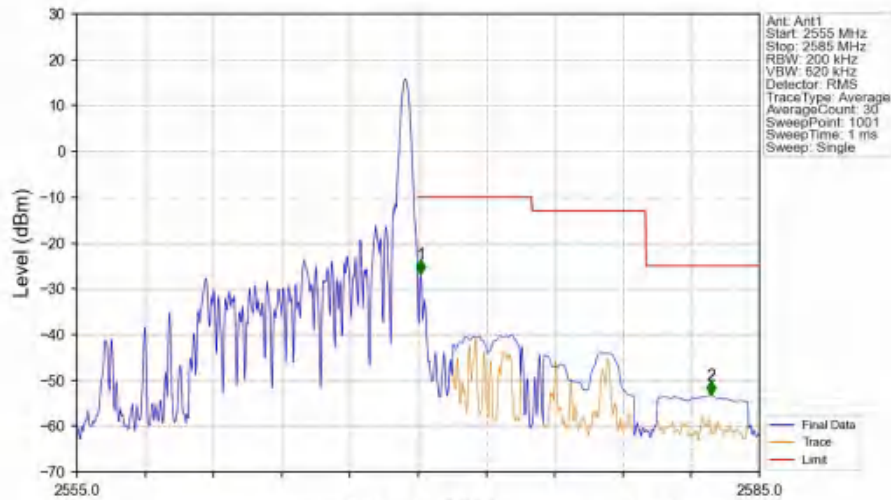
Band7_10MHz_QPSK_HCH_2565MHz_RB_1_0_NTNV



Band7_10MHz_QPSK_HCH_2565MHz_RB_1_0_NTNV

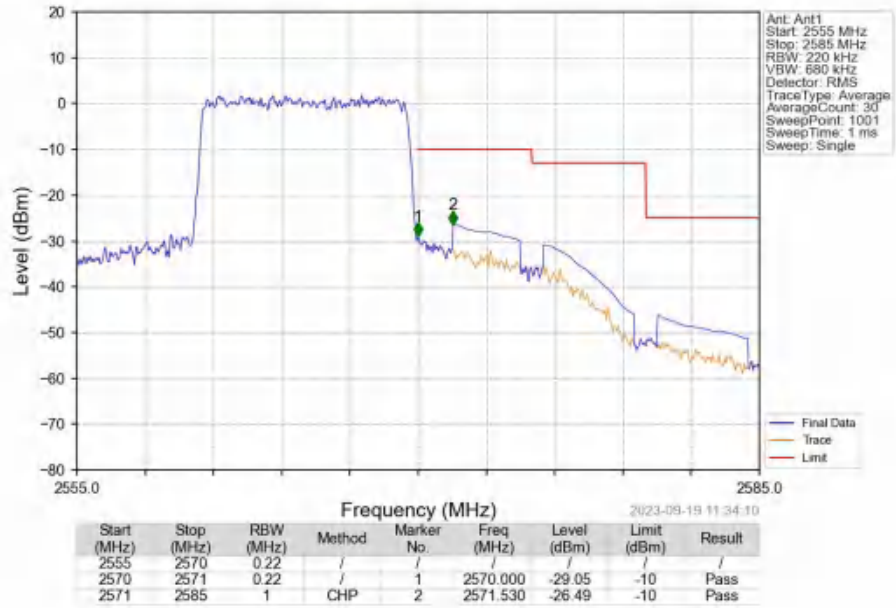


Band7_10MHz_QPSK_HCH_2565MHz_RB_1_49_NTNV

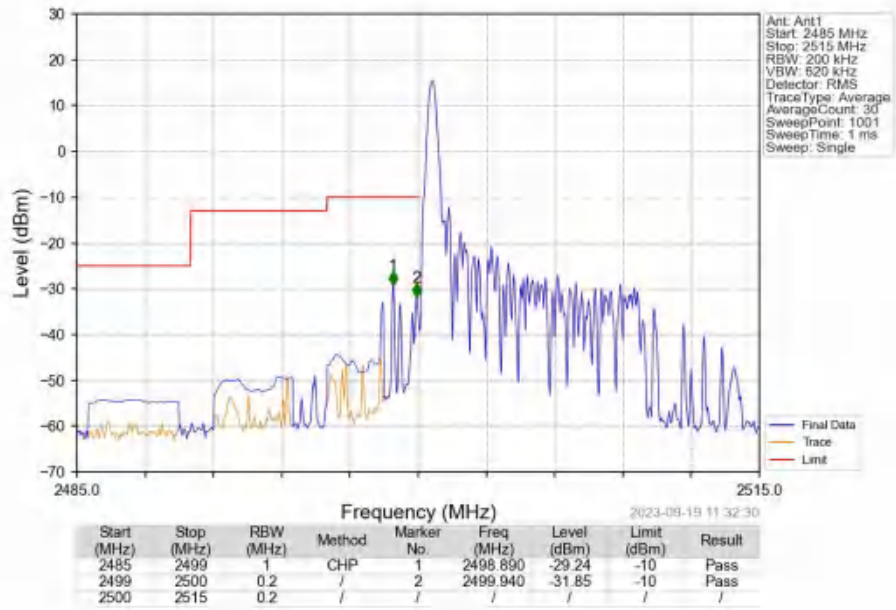


Start (MHz)	Stop (MHz)	RBW (MHz)	Method	Marker No	Freq (MHz)	Level (dBm)	Limit (dBm)	Result
2555	2570	0.2	/	/	/	/	/	/
2570	2571	0.2	/	1	2570.120	-26.78	-10	Pass
2571	2585	1	CHP	2	2582.870	-53.28	-25	Pass

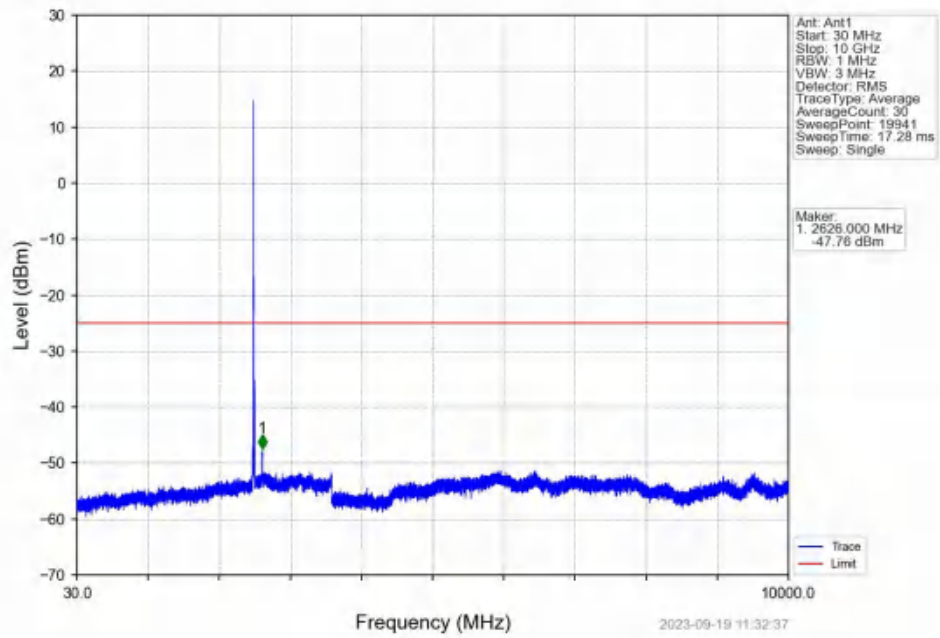
Band7_10MHz_QPSK_HCH_2565MHz_RB_50_0_NTNV



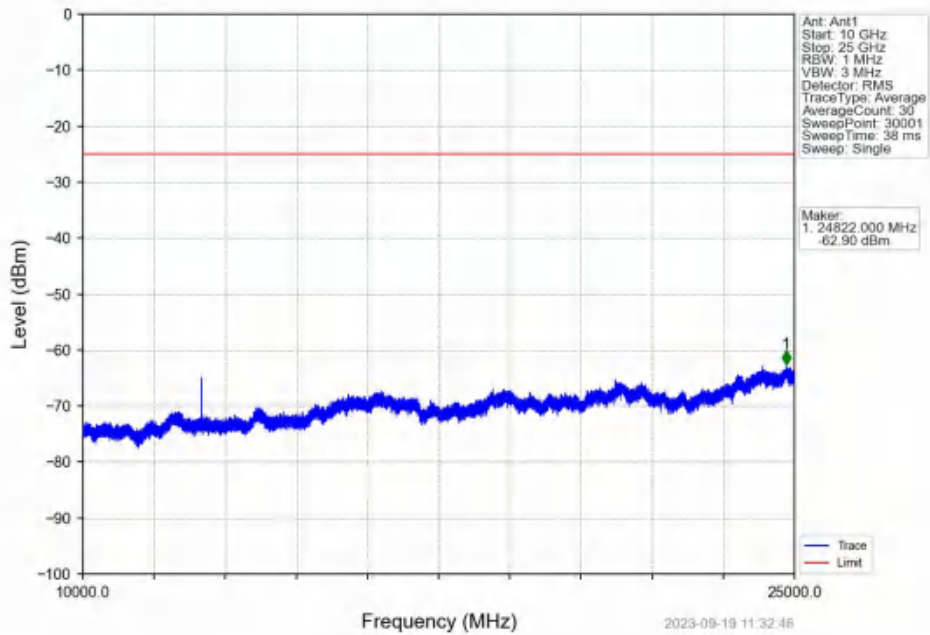
Band7_10MHz_16QAM_LCH_2505MHz_RB_1_0_NTNV



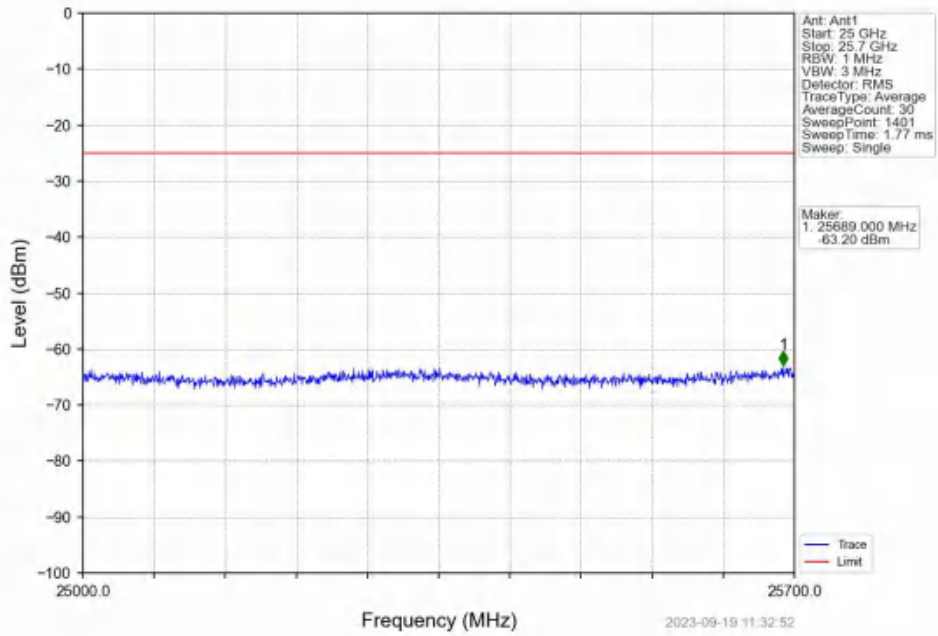
Band7_10MHz_16QAM_LCH_2505MHz_RB_1_0_NTNV



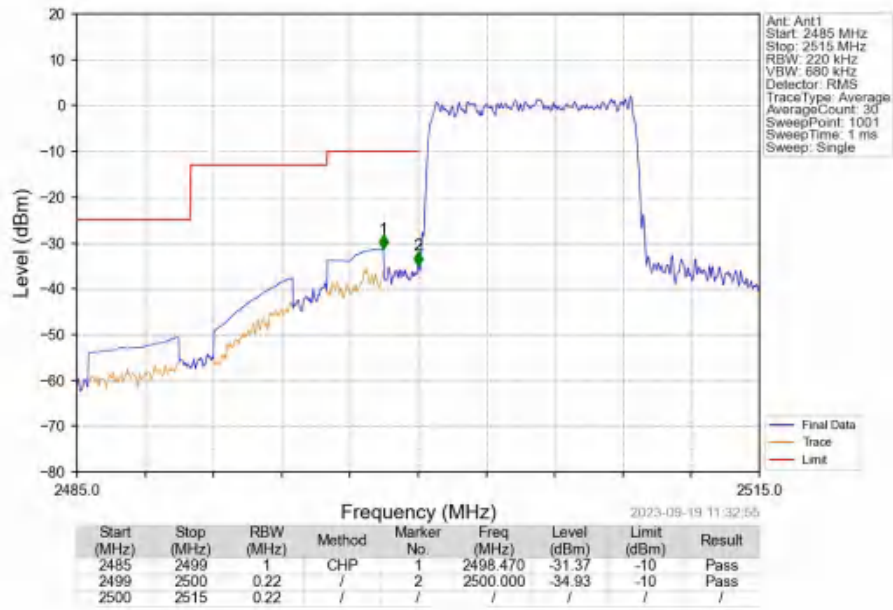
Band7_10MHz_16QAM_LCH_2505MHz_RB_1_0_NTNV



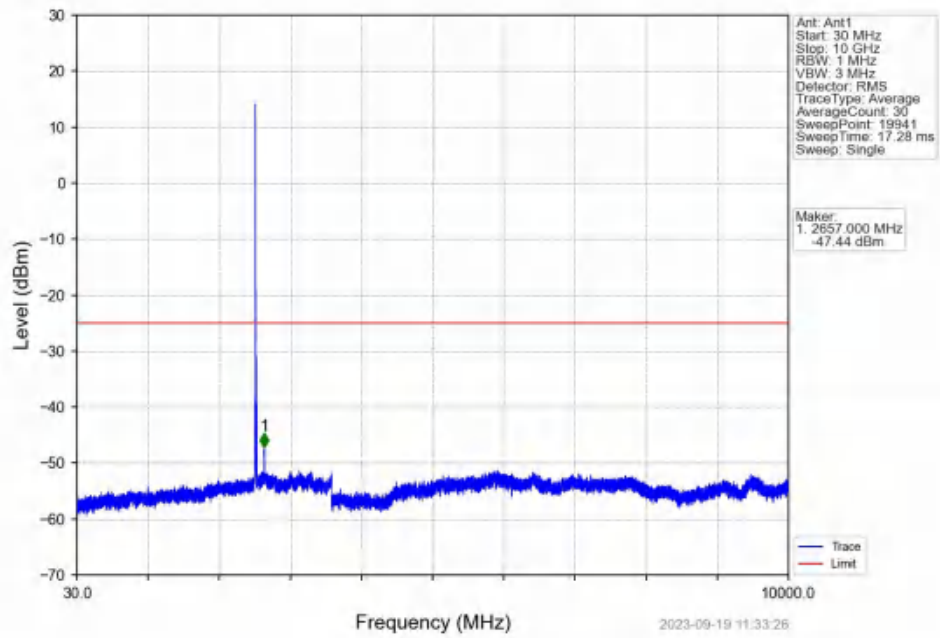
Band7_10MHz_16QAM_LCH_2505MHz_RB_1_0_NTNV



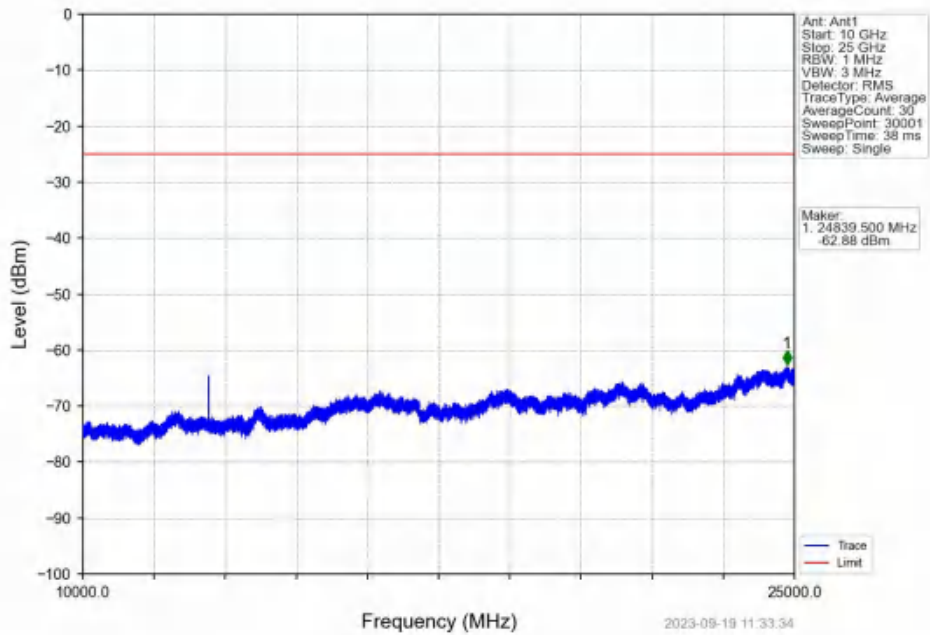
Band7_10MHz_16QAM_LCH_2505MHz_RB_50_0_NTNV



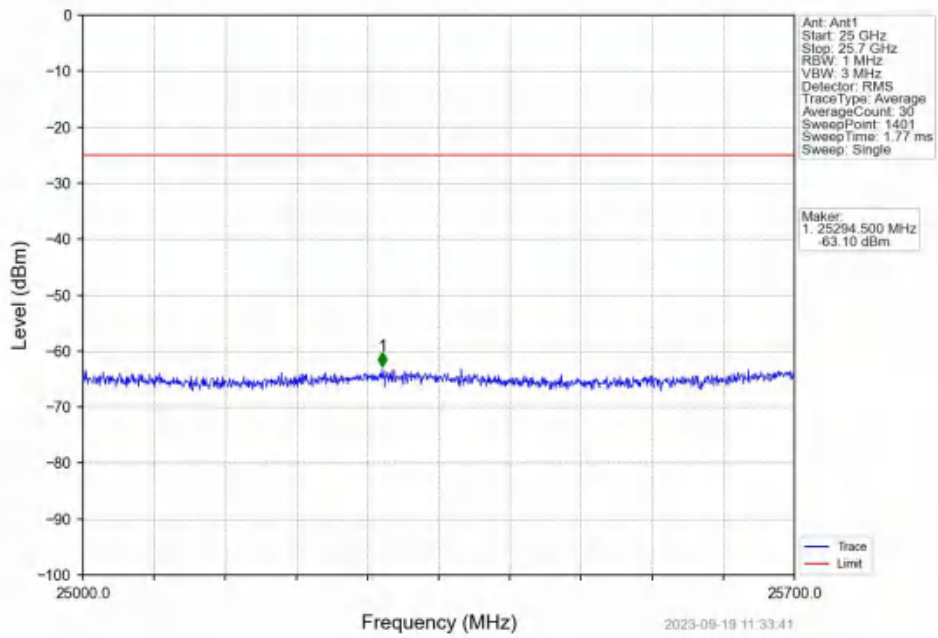
Band7_10MHz_16QAM_MCH_2535MHz_RB_1_0_NTNV



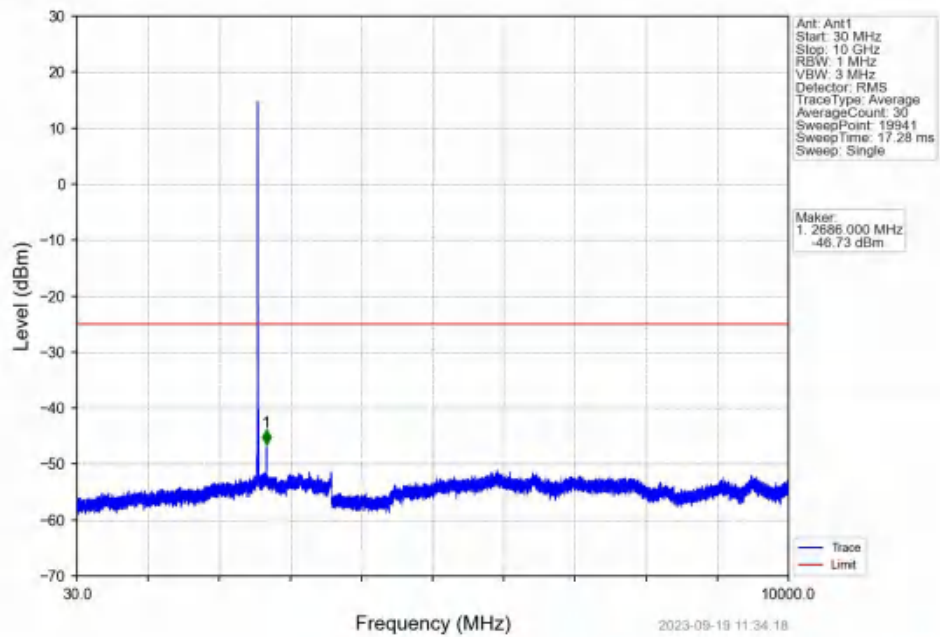
Band7_10MHz_16QAM_MCH_2535MHz_RB_1_0_NTNV



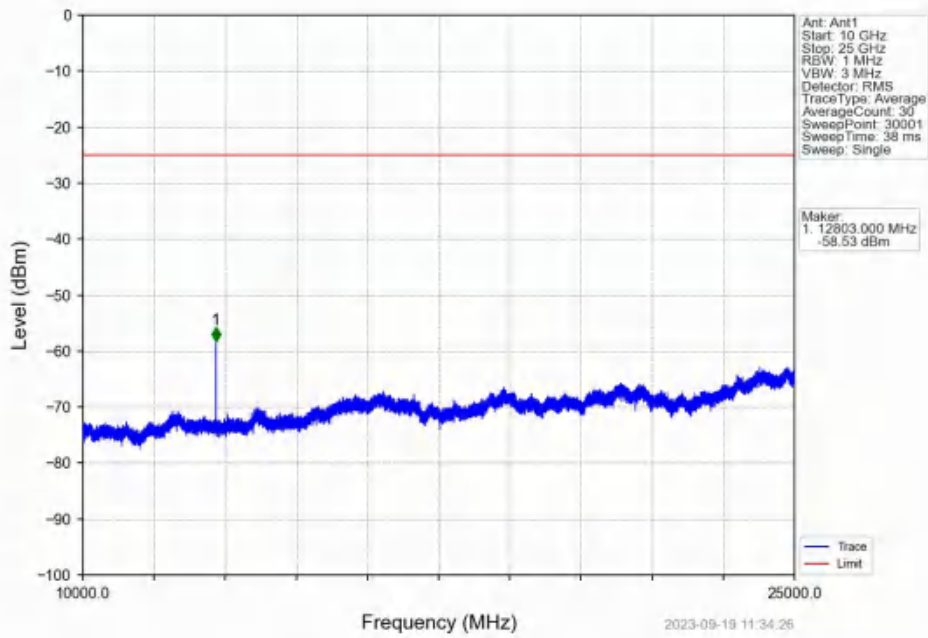
Band7_10MHz_16QAM_MCH_2535MHz_RB_1_0_NTNV



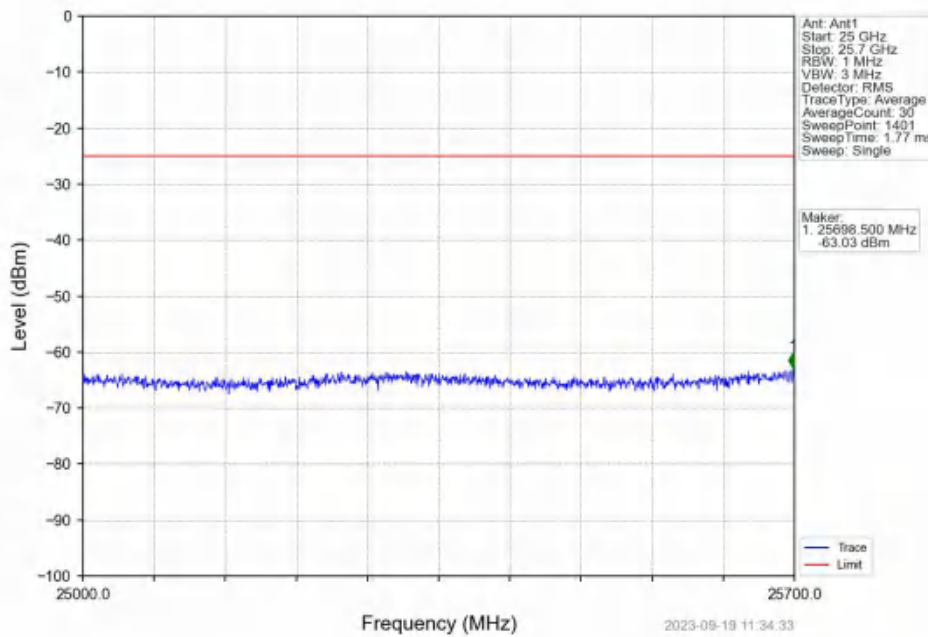
Band7_10MHz_16QAM_HCH_2565MHz_RB_1_0_NTNV



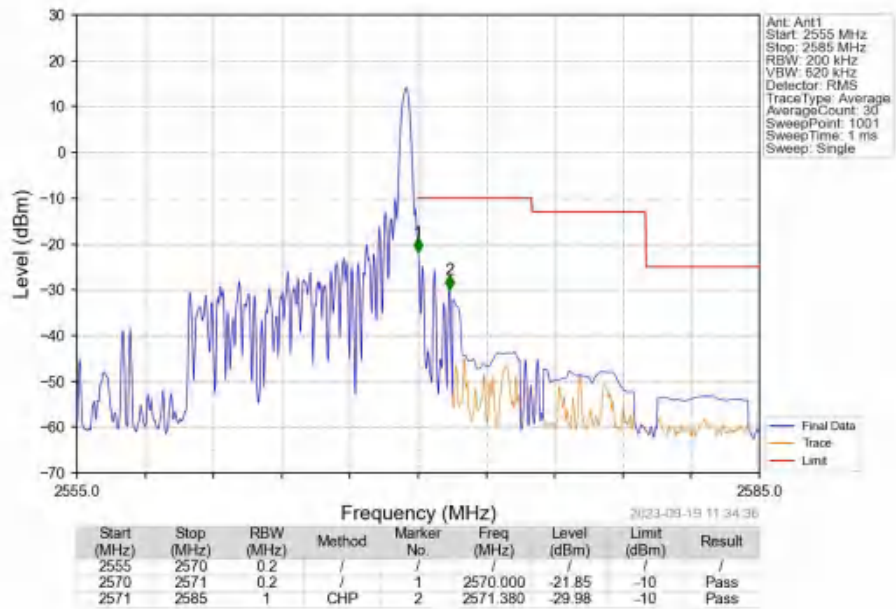
Band7_10MHz_16QAM_HCH_2565MHz_RB_1_0_NTNV



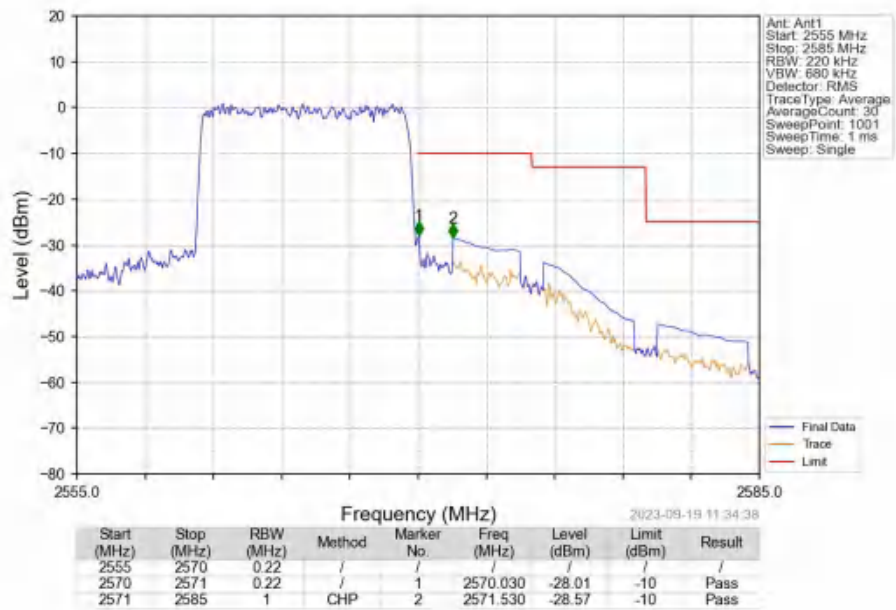
Band7_10MHz_16QAM_HCH_2565MHz_RB_1_0_NTNV



Band7 10MHz 16QAM HCH 2565MHz RB 1 49 NTN



Band7 10MHz 16QAM HCH 2565MHz RB 50 0 NTN

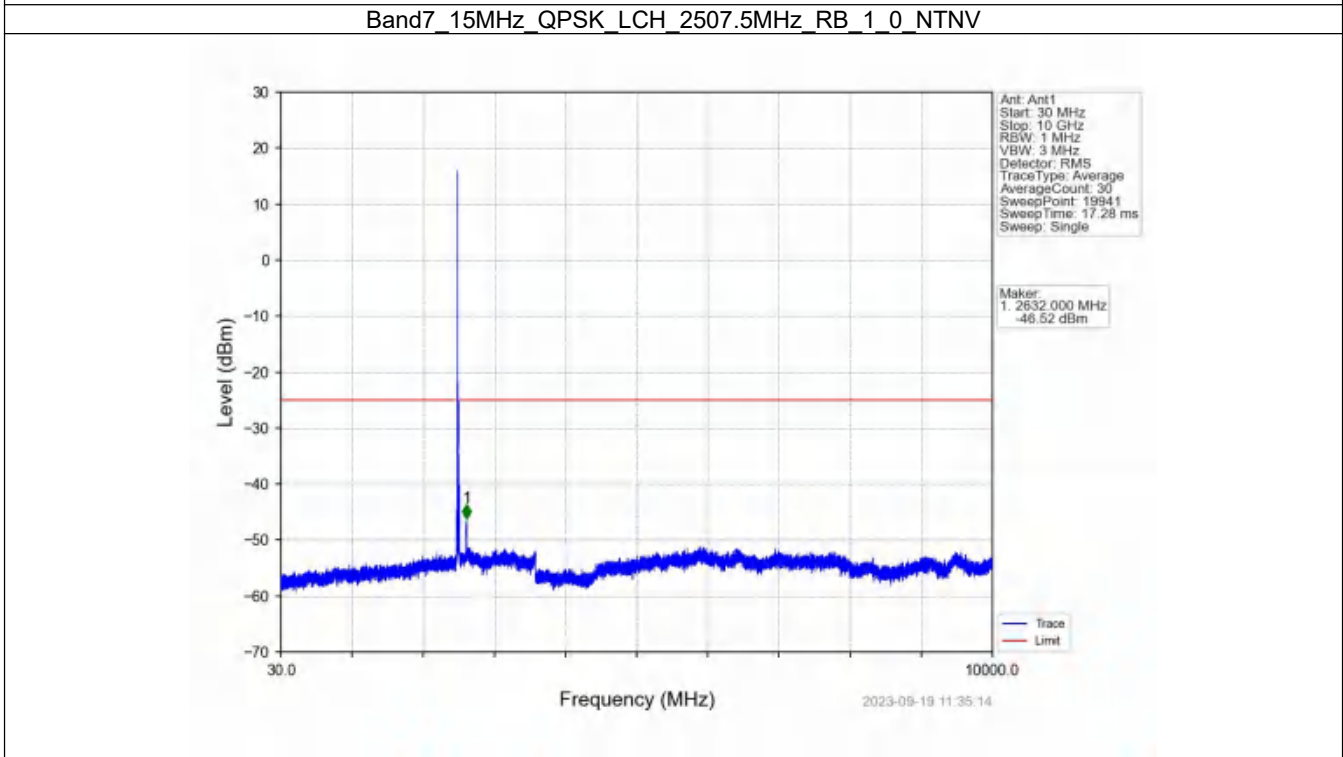
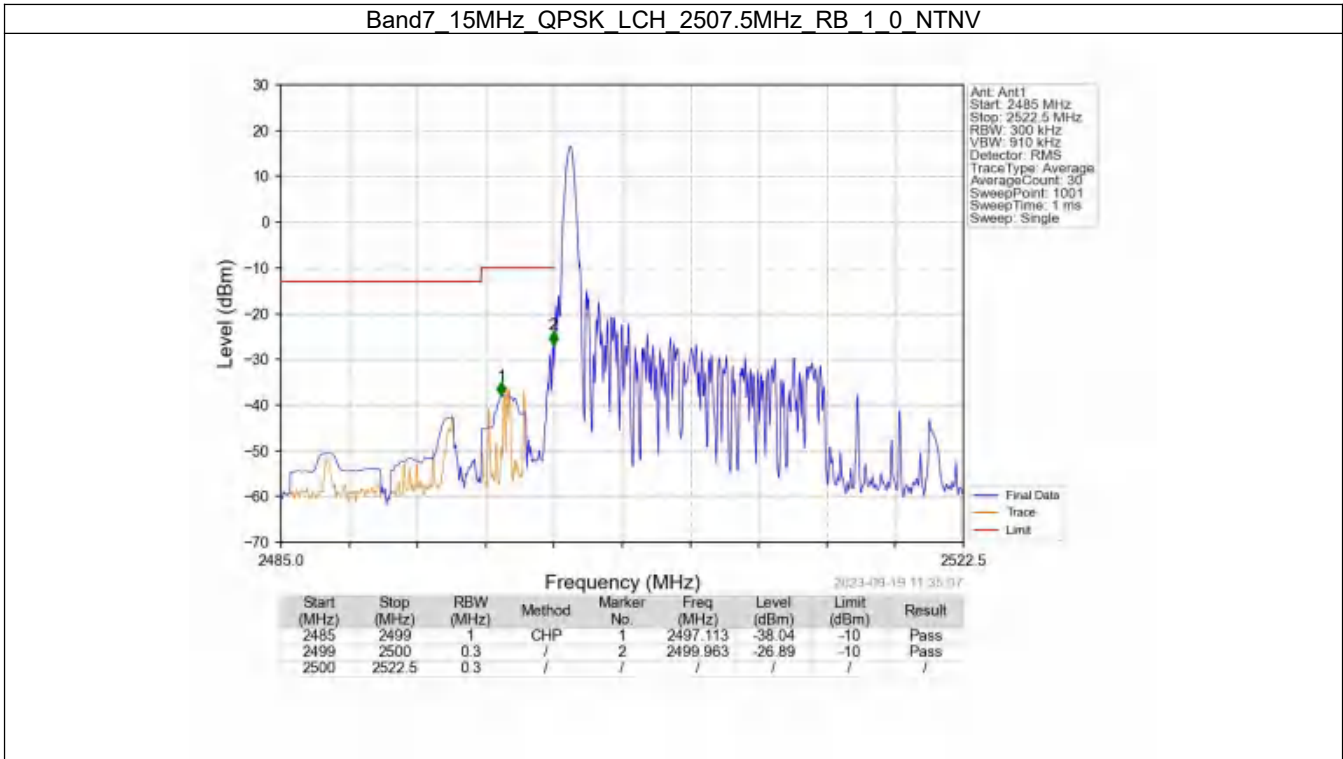


6.3 B7_15MHz

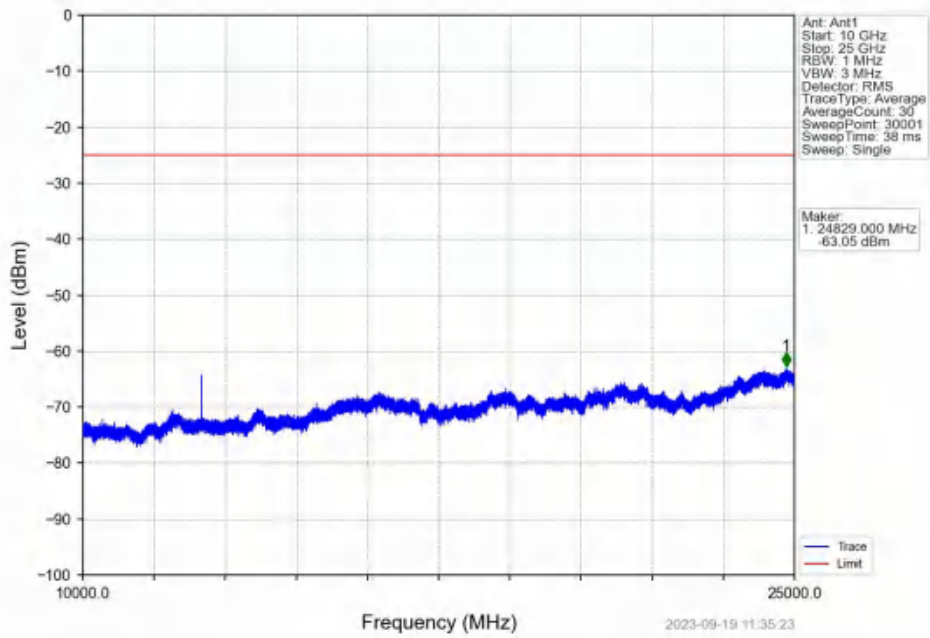
6.3.1 Test Result

Band: 7 / Bandwidth: 15MHz / NTN						
Modulation	Frequency (MHz)	RB Allocation		Spurious Emission		Verdict
		Size	Offset	Result	Limit	
QPSK	2507.5	1	0	Refer To Test Graph		Pass
		75	0	Refer To Test Graph		Pass
	2535	1	0	Refer To Test Graph		Pass
	2562.5	1	0	Refer To Test Graph		Pass
			74	Refer To Test Graph		Pass
		75	0	Refer To Test Graph		Pass
16QAM	2507.5	1	0	Refer To Test Graph		Pass
		75	0	Refer To Test Graph		Pass
	2535	1	0	Refer To Test Graph		Pass
	2562.5	1	0	Refer To Test Graph		Pass
			74	Refer To Test Graph		Pass
		75	0	Refer To Test Graph		Pass

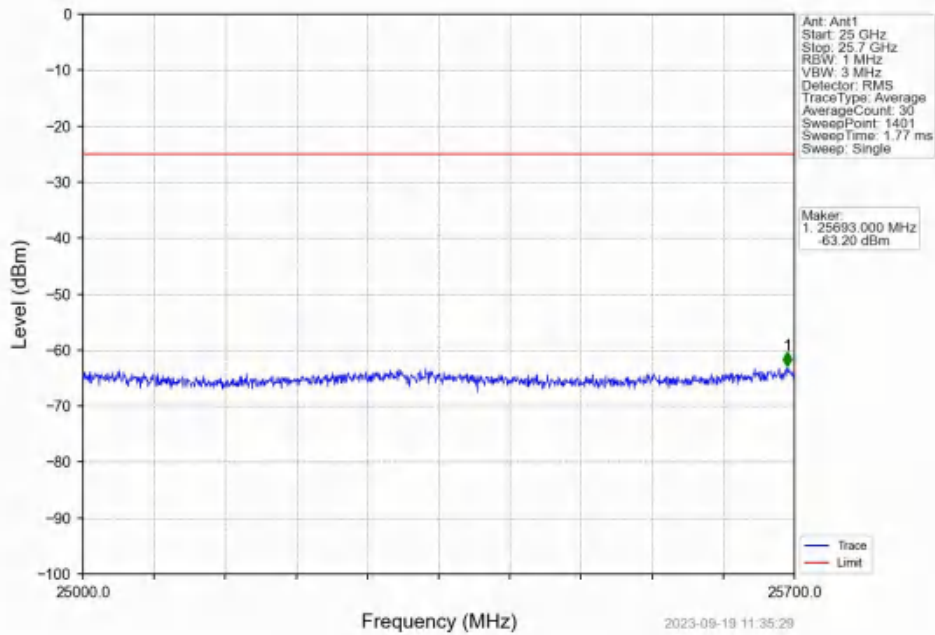
6.3.2 Test Graph



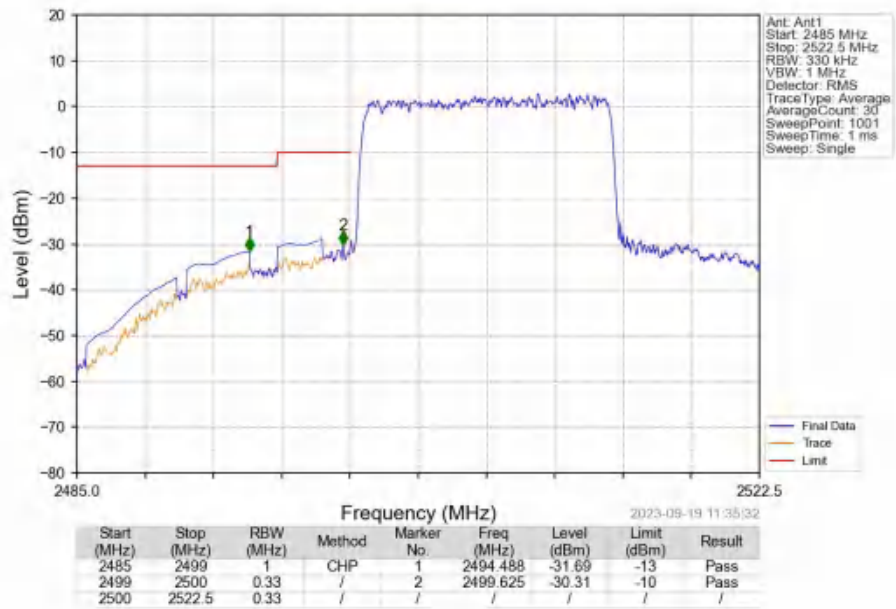
Band7_15MHz_QPSK_LCH_2507.5MHz_RB_1_0_NTNV



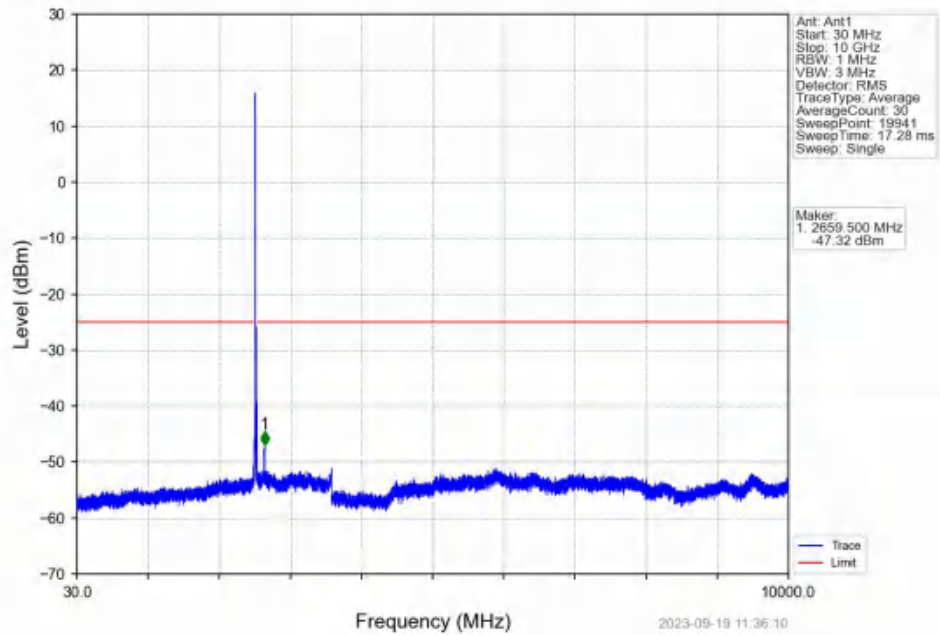
Band7_15MHz_QPSK_LCH_2507.5MHz_RB_1_0_NTNV



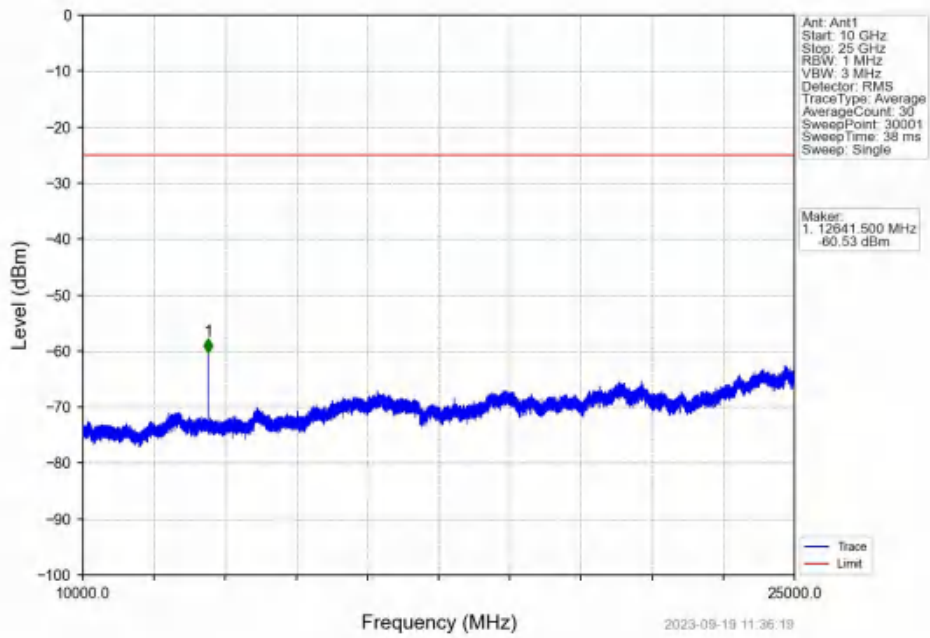
Band7_15MHz_QPSK_LCH_2507.5MHz_RB_75_0_NTNV



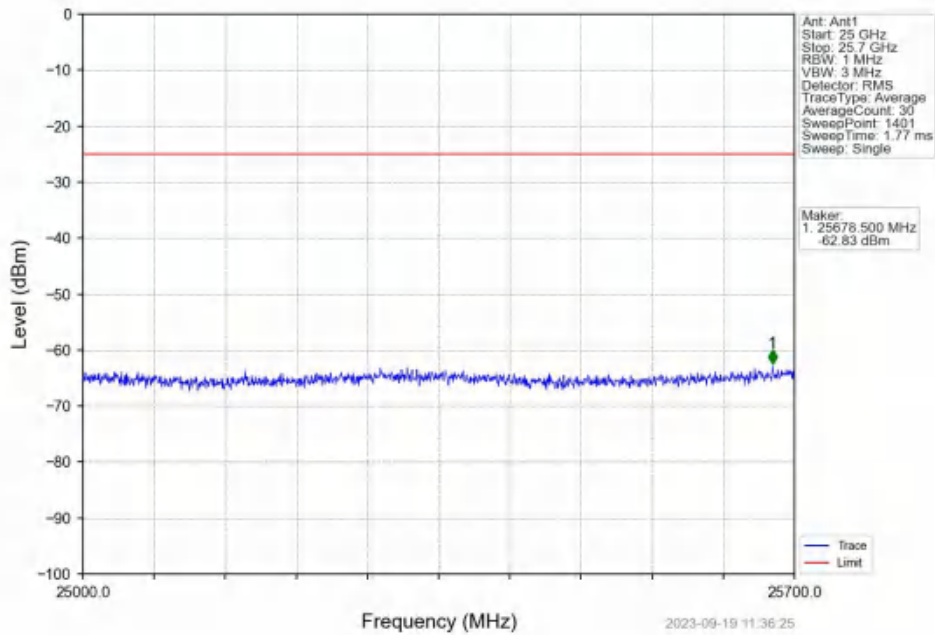
Band7_15MHz_QPSK_MCH_2535MHz_RB_1_0_NTNV



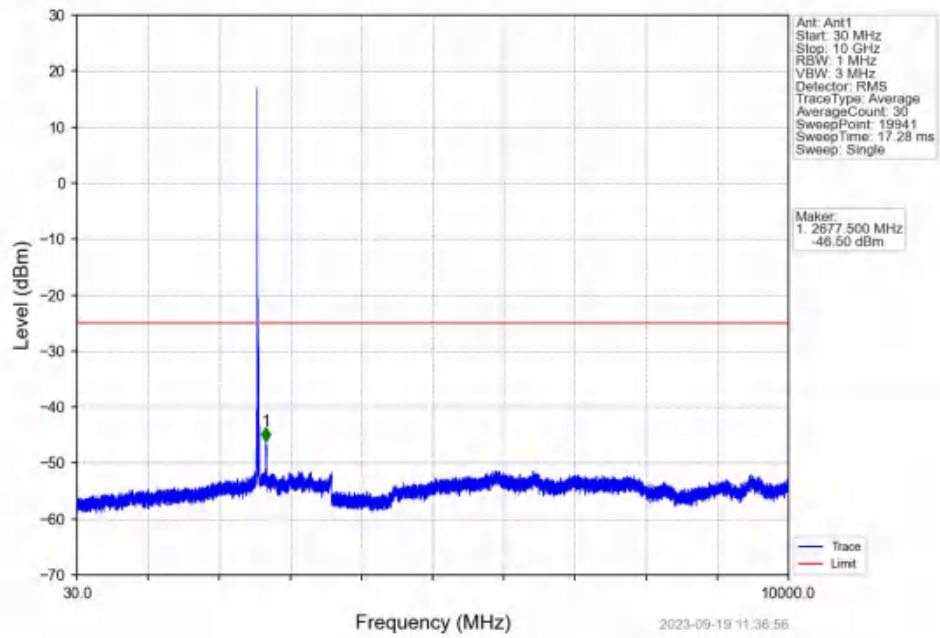
Band7_15MHz_QPSK_MCH_2535MHz_RB_1_0_NTNV



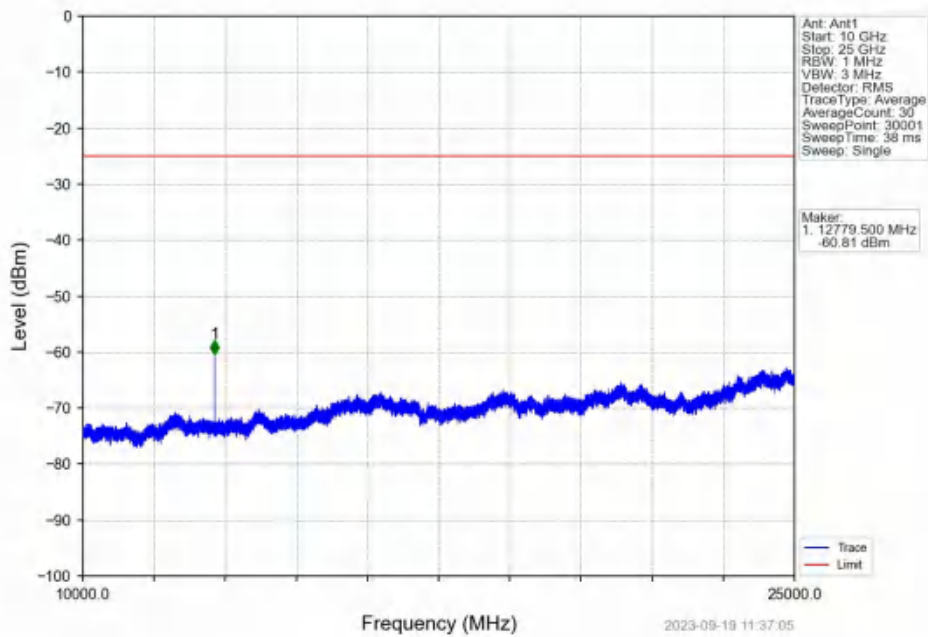
Band7_15MHz_QPSK_MCH_2535MHz_RB_1_0_NTNV



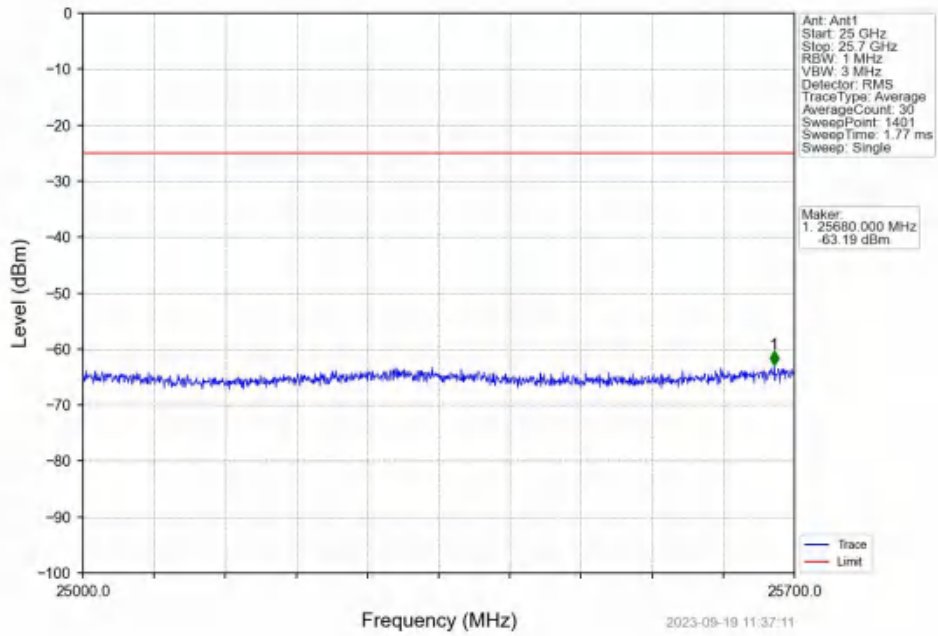
Band7_15MHz_QPSK_HCH_2562.5MHz_RB_1_0_NTNV



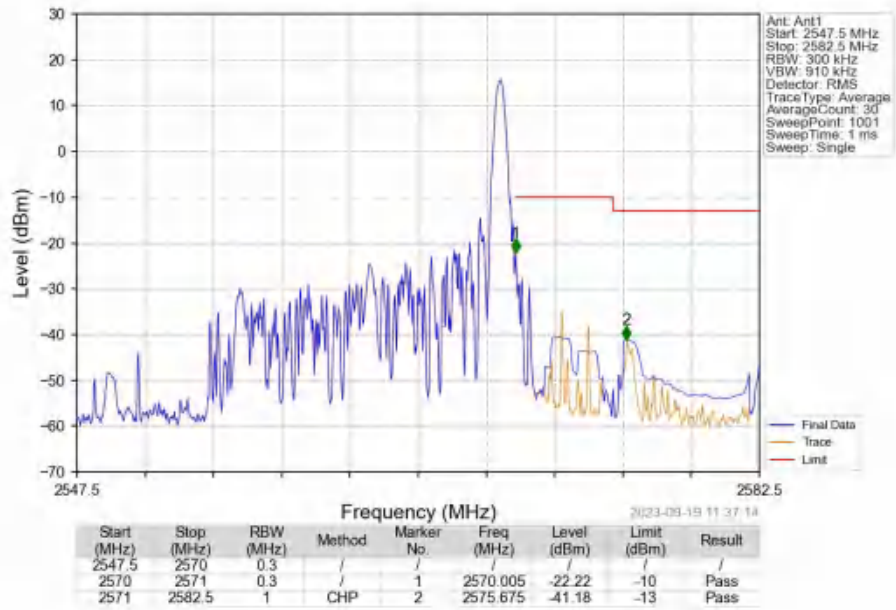
Band7_15MHz_QPSK_HCH_2562.5MHz_RB_1_0_NTNV



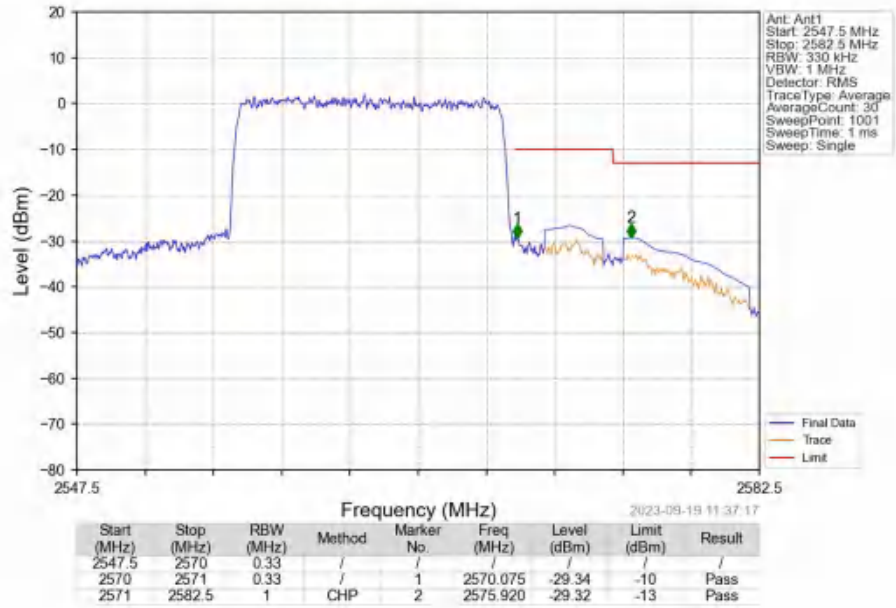
Band7_15MHz_QPSK_HCH_2562.5MHz_RB_1_0_NTNV



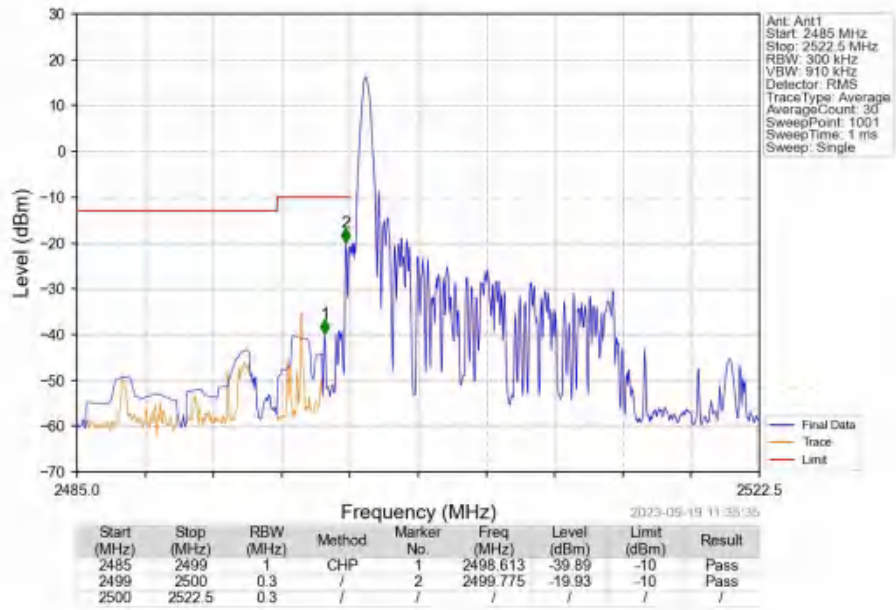
Band7_15MHz_QPSK_HCH_2562.5MHz_RB_1_74_NTNV



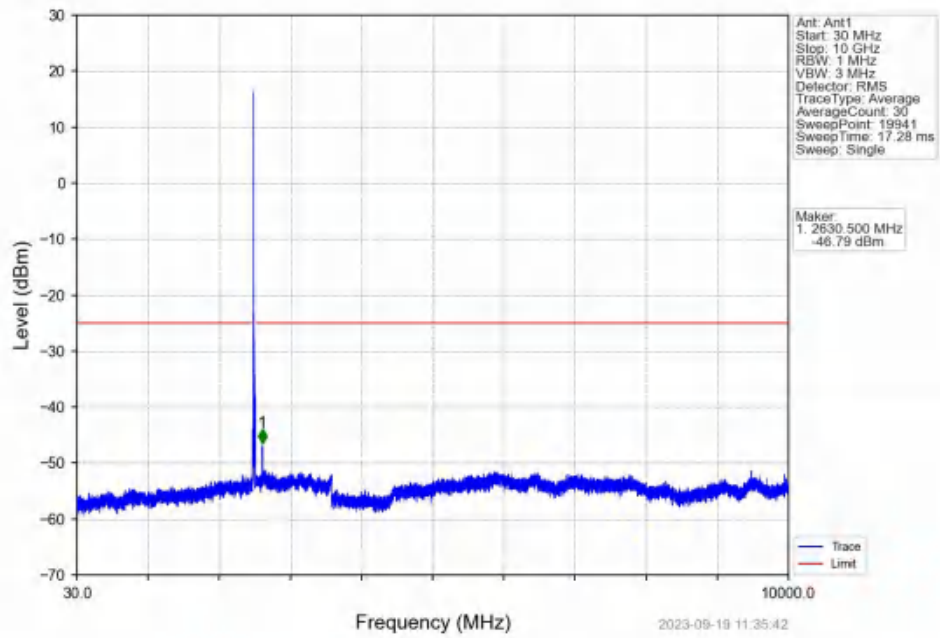
Band7_15MHz_QPSK_HCH_2562.5MHz_RB_75_0_NTNV



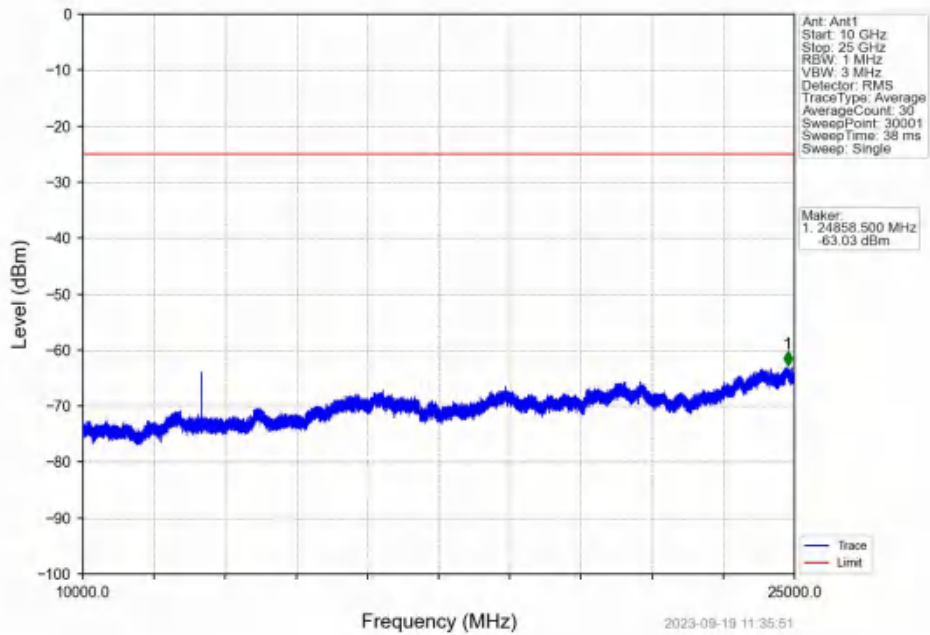
Band7_15MHz_16QAM_LCH_2507.5MHz_RB_1_0_NTNV



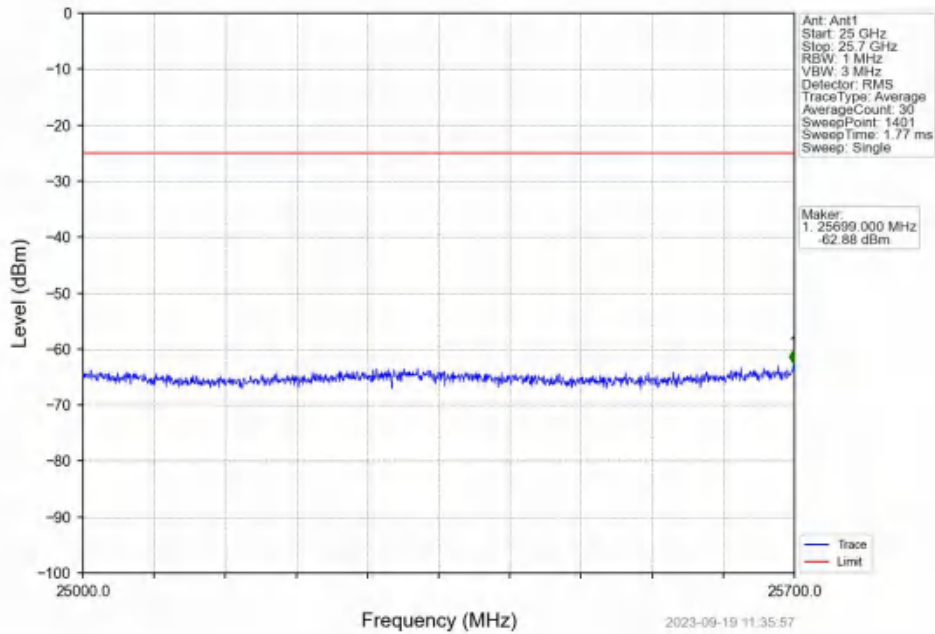
Band7 15MHz 16QAM LCH 2507.5MHz RB 1 0 NTN



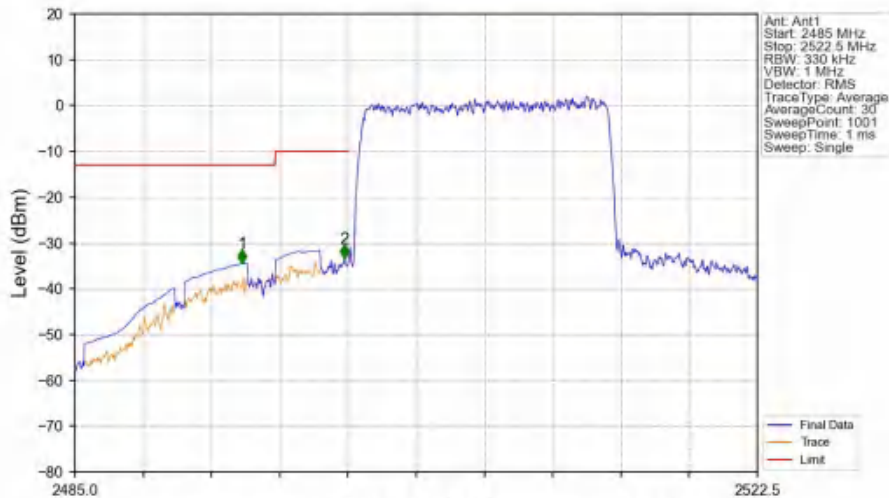
Band7 15MHz 16QAM LCH 2507.5MHz RB 1 0 NTN



Band7_15MHz_16QAM_LCH_2507.5MHz_RB_1_0_NTNV

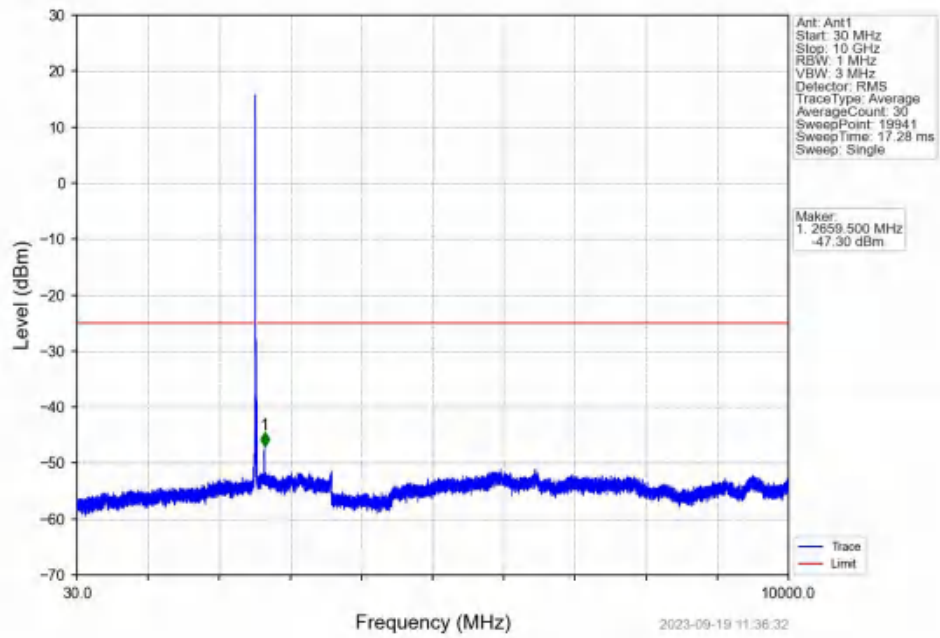


Band7_15MHz_16QAM_LCH_2507.5MHz_RB_75_0_NTNV

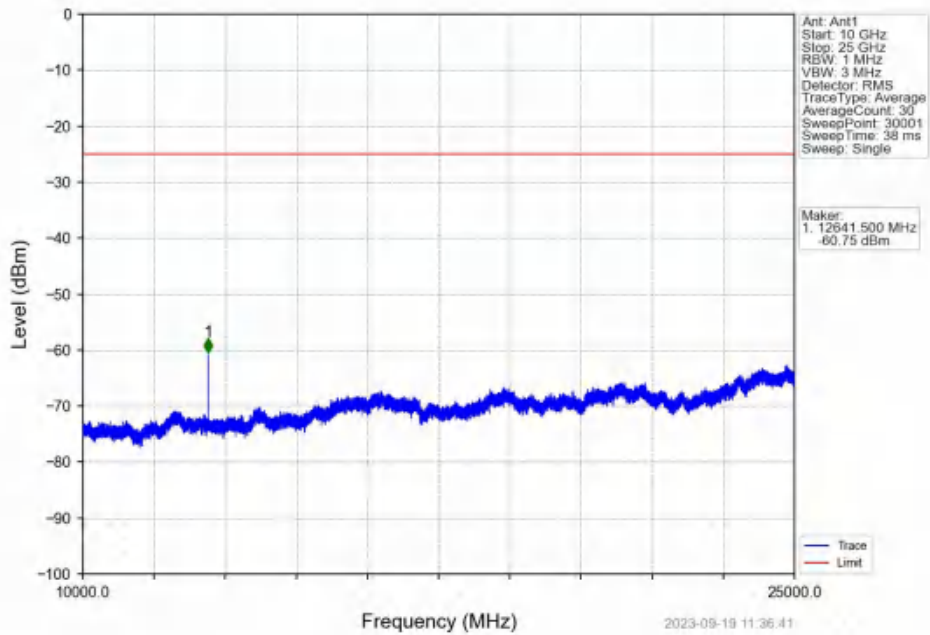


Start (MHz)	Stop (MHz)	RBW (MHz)	Method	Marker No	Freq (MHz)	Level (dBm)	Limit (dBm)	Result
2485	2499	1	CHP	1	2494.188	-34.55	-13	Pass
2499	2500	0.33	/	2	2499.812	-33.46	-10	Pass
2500	2522.5	0.33	/	/	/	/	/	/

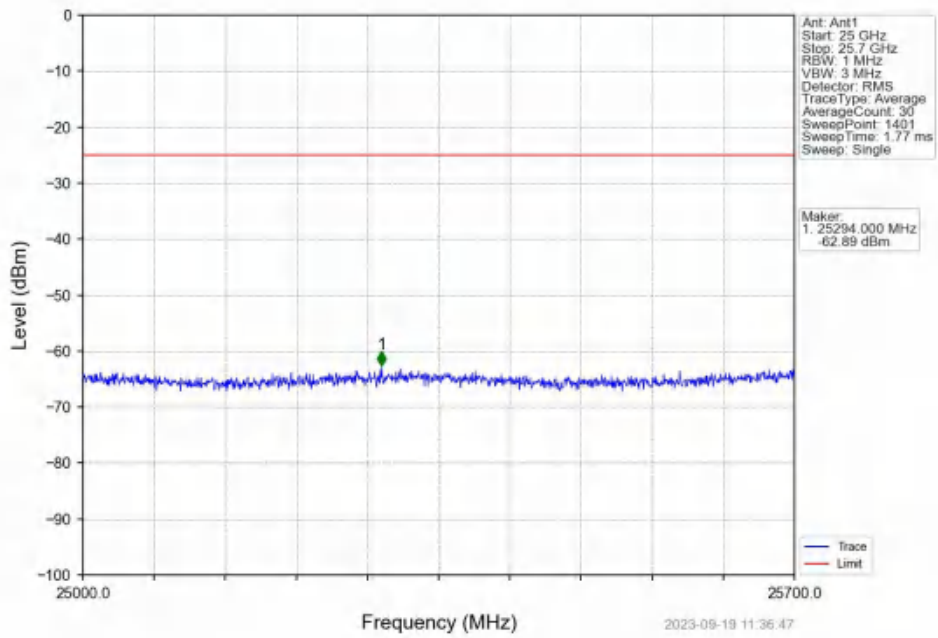
Band7_15MHz_16QAM_MCH_2535MHz_RB_1_0_NTNV



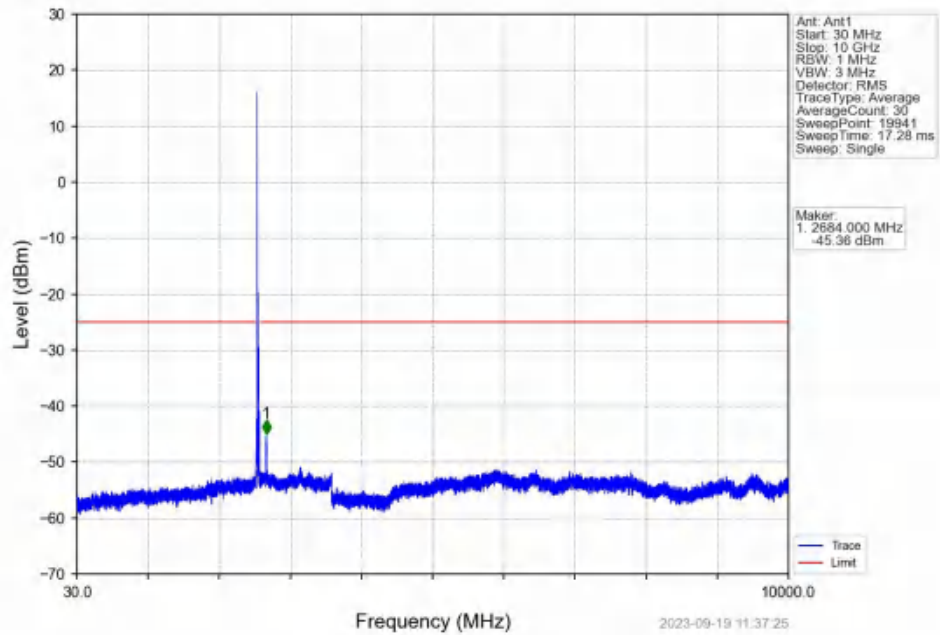
Band7_15MHz_16QAM_MCH_2535MHz_RB_1_0_NTNV



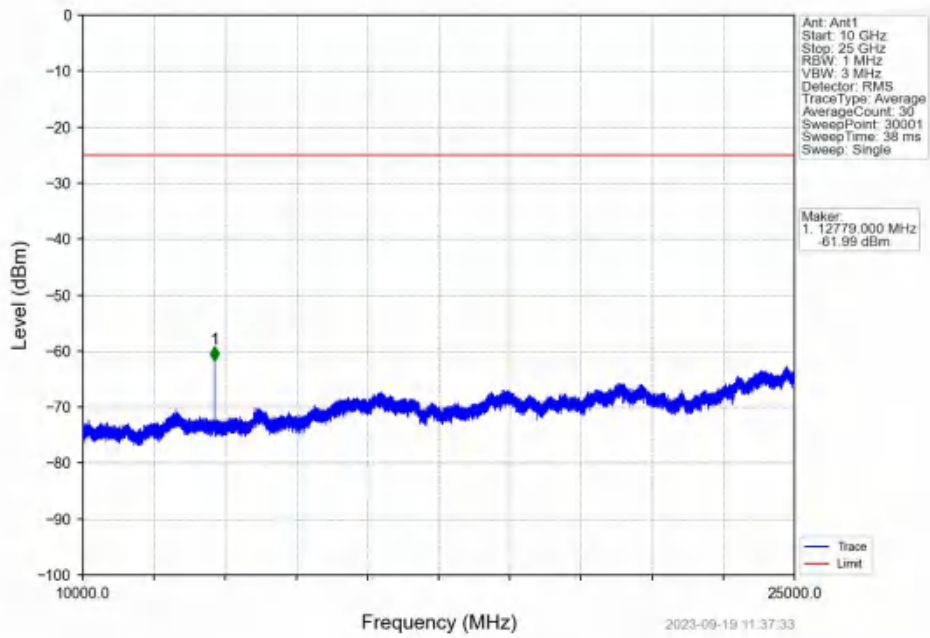
Band7_15MHz_16QAM_MCH_2535MHz_RB_1_0_NTNV



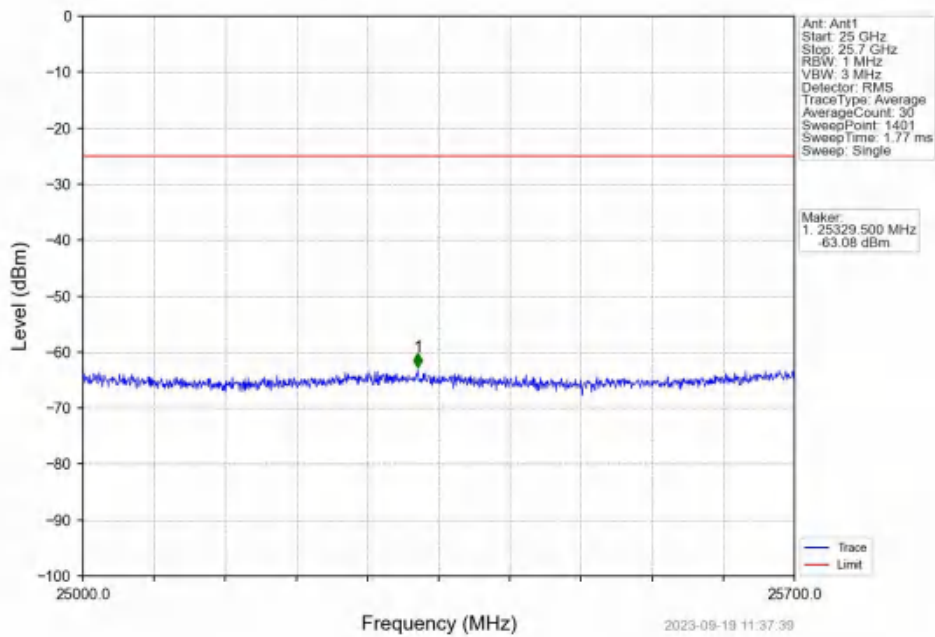
Band7_15MHz_16QAM_HCH_2562.5MHz_RB_1_0_NTNV



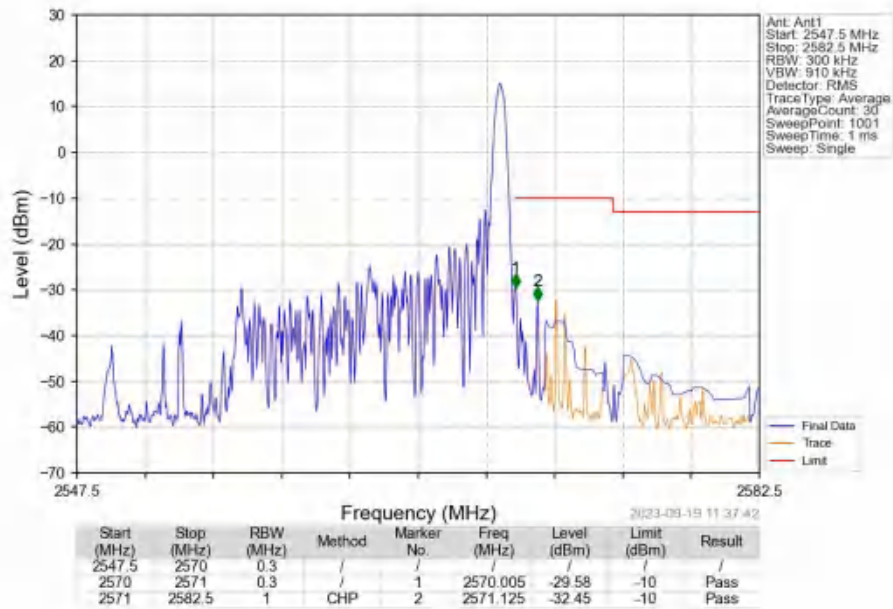
Band7_15MHz_16QAM_HCH_2562.5MHz_RB_1_0_NTNV



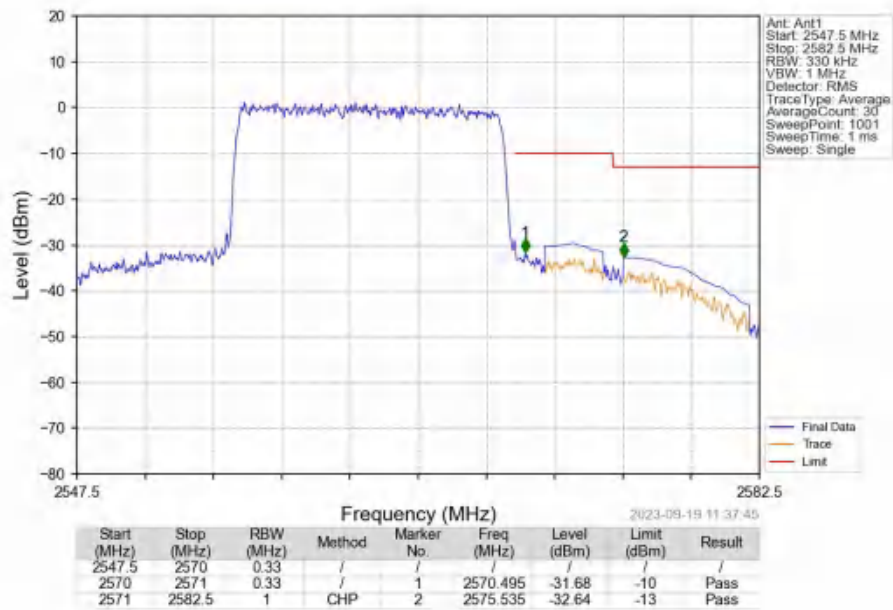
Band7_15MHz_16QAM_HCH_2562.5MHz_RB_1_0_NTNV



Band7_15MHz_16QAM_HCH_2562.5MHz_RB_1_74_NTNV



Band7_15MHz_16QAM_HCH_2562.5MHz_RB_75_0_NTNV

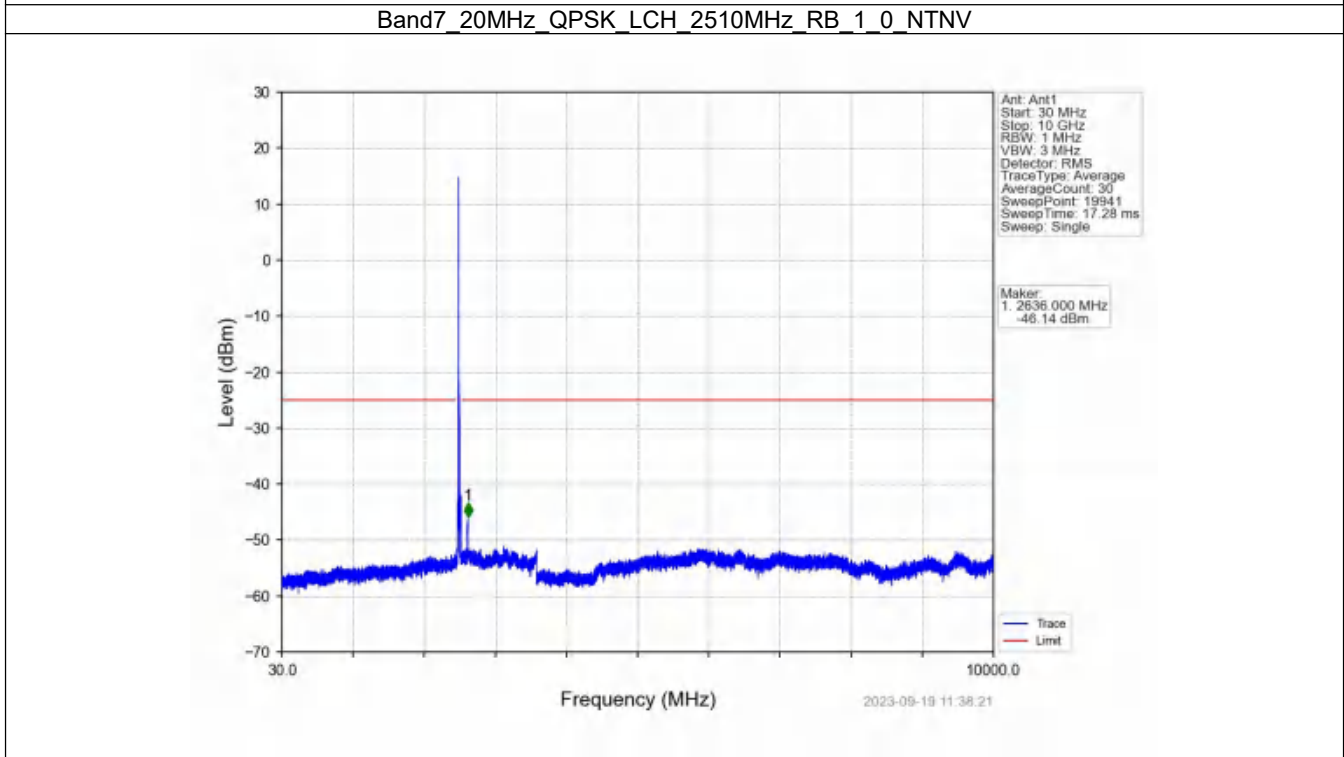
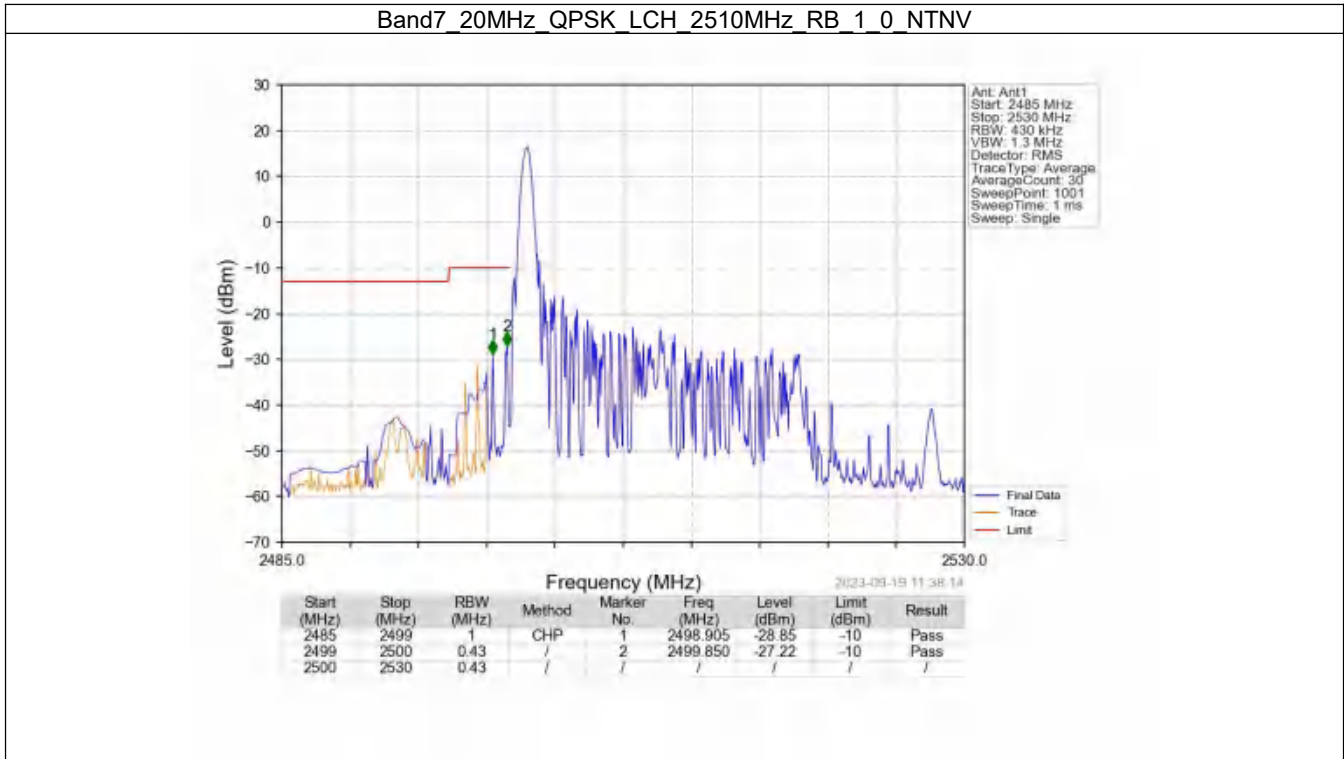


6.4 B7_20MHz

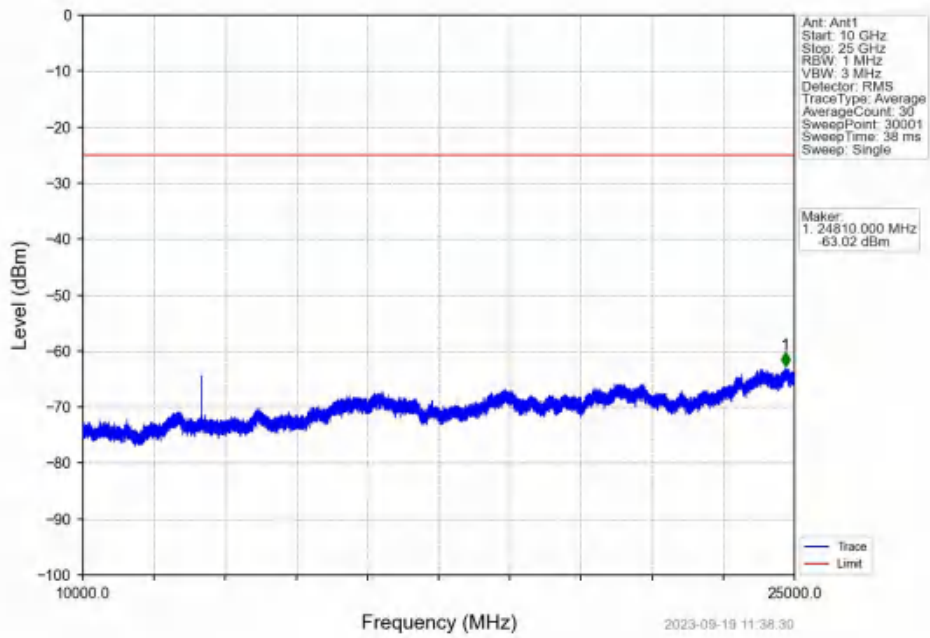
6.4.1 Test Result

Band: 7 / Bandwidth: 20MHz / NTNV							
Modulation	Frequency (MHz)	RB Allocation		Spurious Emission		Verdict	
		Size	Offset	Result	Limit		
QPSK	2510	1	0	Refer To Test Graph		Pass	
		100	0	Refer To Test Graph		Pass	
	2560	2535	1	0	Refer To Test Graph		Pass
			1	0	Refer To Test Graph		Pass
		100	99	Refer To Test Graph		Pass	
			0	Refer To Test Graph		Pass	
16QAM	2510	1	0	Refer To Test Graph		Pass	
		100	0	Refer To Test Graph		Pass	
	2560	2535	1	0	Refer To Test Graph		Pass
			1	0	Refer To Test Graph		Pass
		100	99	Refer To Test Graph		Pass	
			0	Refer To Test Graph		Pass	

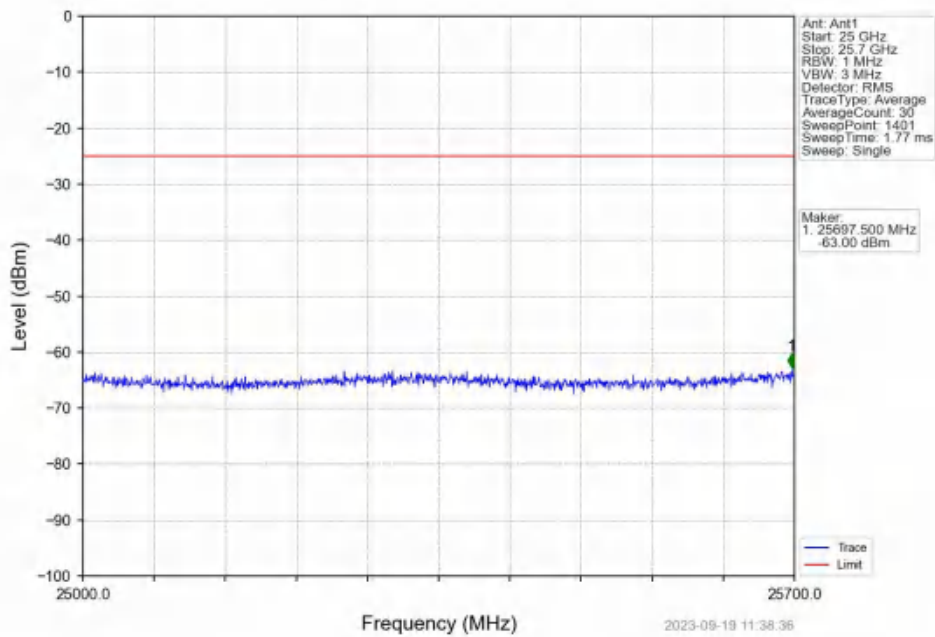
6.4.2 Test Graph



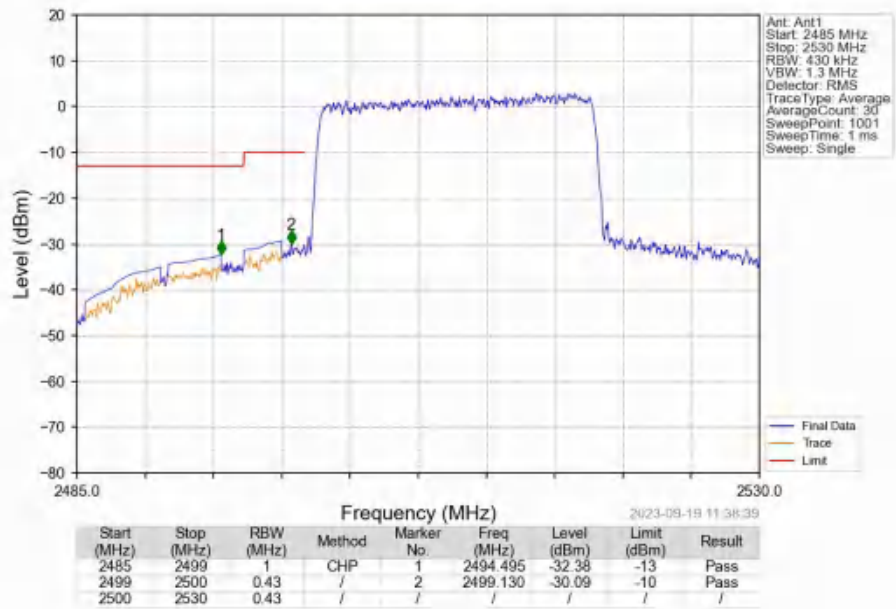
Band7_20MHz_QPSK_LCH_2510MHz_RB_1_0_NTNV



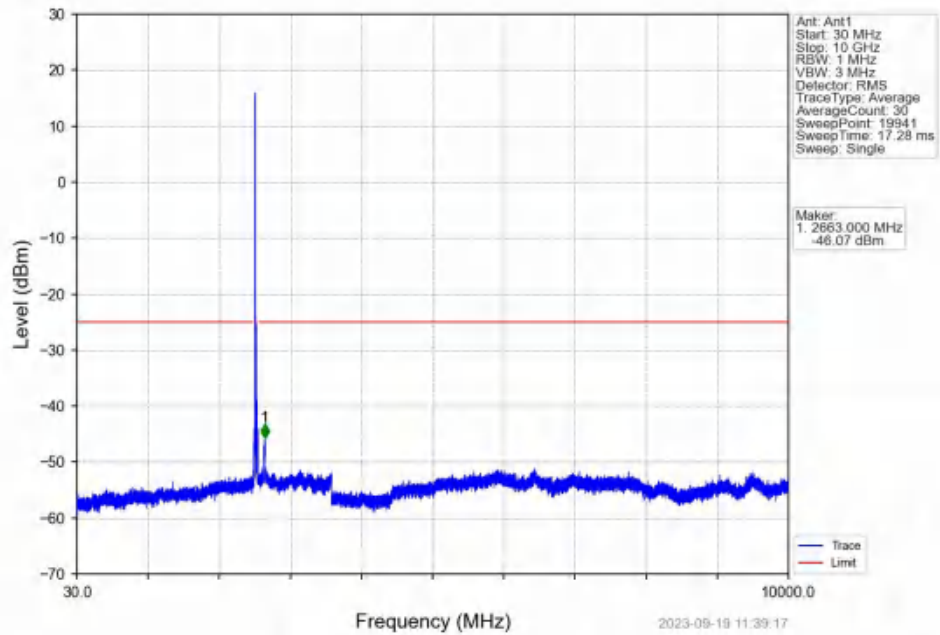
Band7_20MHz_QPSK_LCH_2510MHz_RB_1_0_NTNV



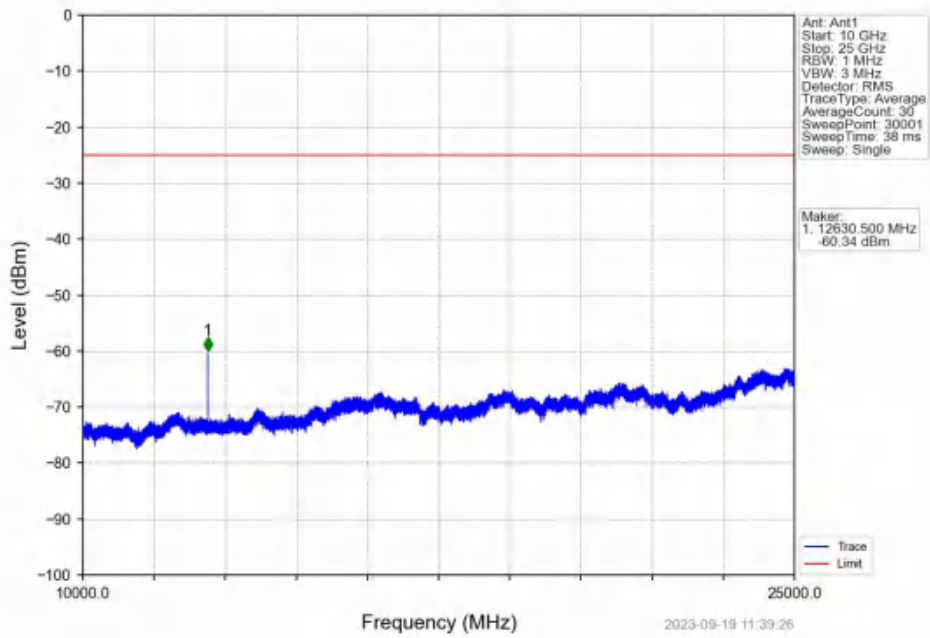
Band7_20MHz_QPSK_LCH_2510MHz_RB_100_0_NTNV



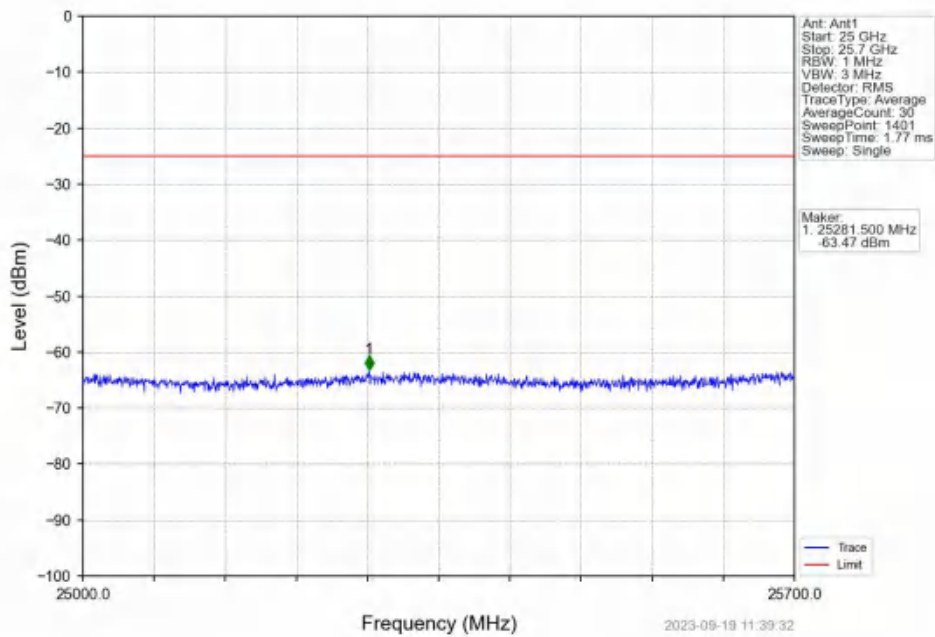
Band7_20MHz_QPSK_MCH_2535MHz_RB_1_0_NTNV



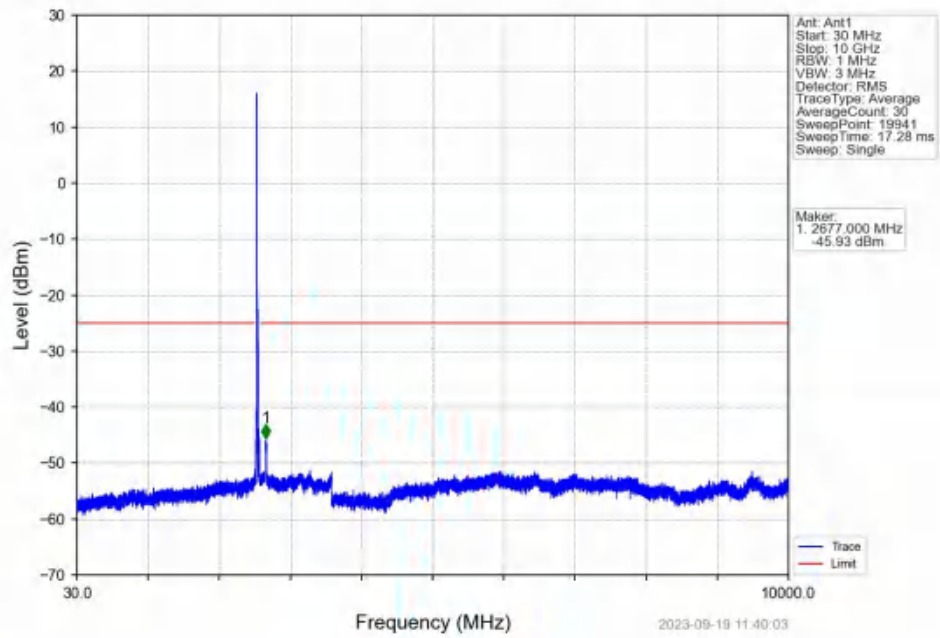
Band7_20MHz_QPSK_MCH_2535MHz_RB_1_0_NTNV



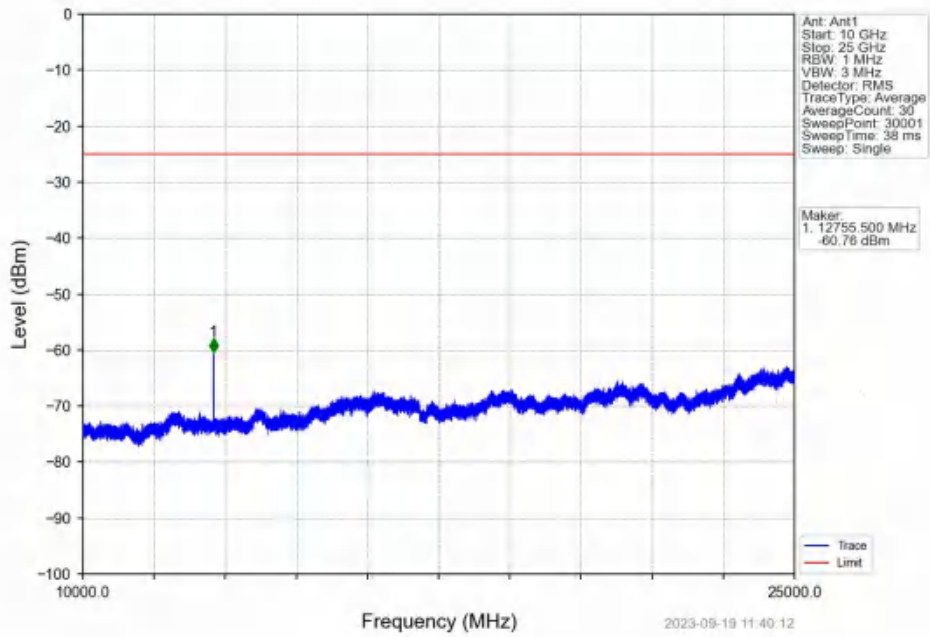
Band7_20MHz_QPSK_MCH_2535MHz_RB_1_0_NTNV



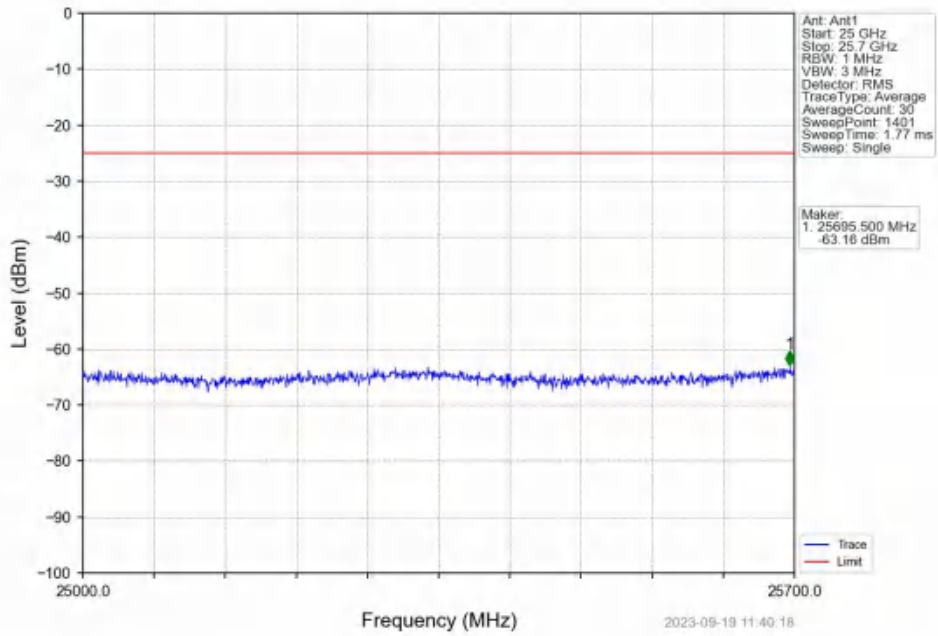
Band7 20MHz QPSK HCH 2560MHz RB 1 0 NTV



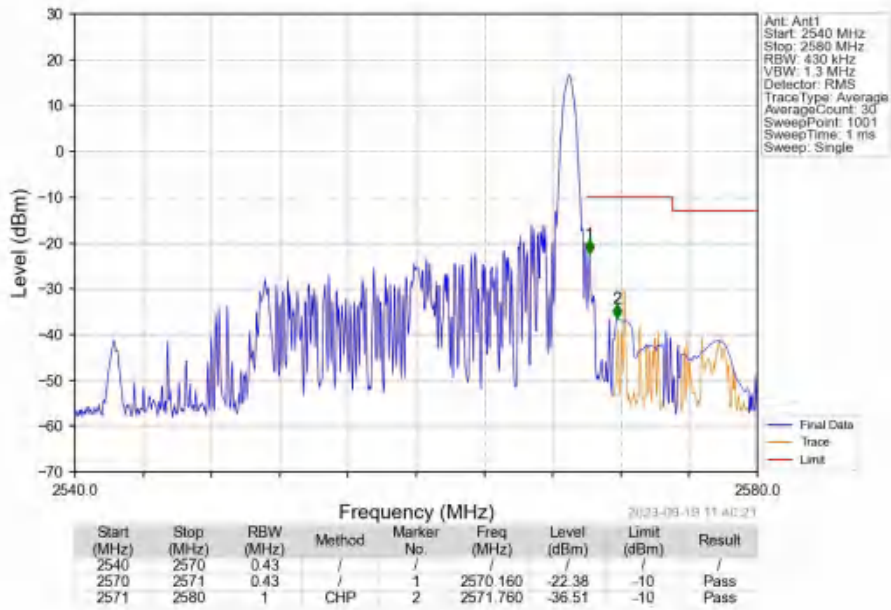
Band7 20MHz QPSK HCH 2560MHz RB 1 0 NTV



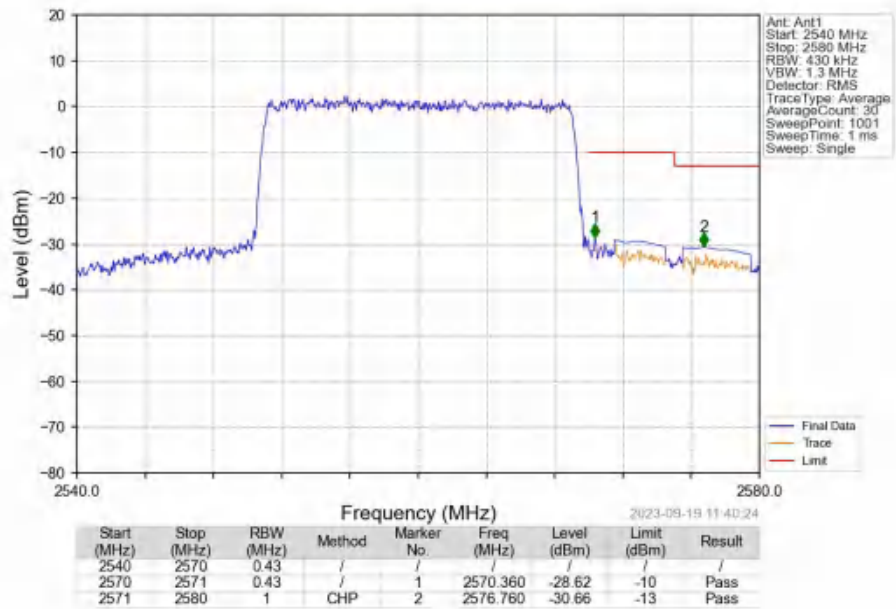
Band7_20MHz_QPSK_HCH_2560MHz_RB_1_0_NTNV



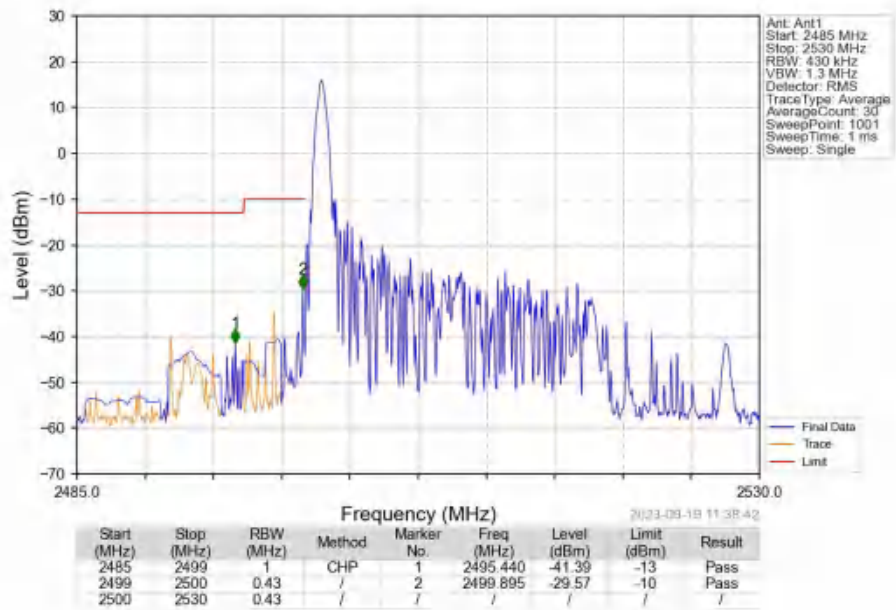
Band7_20MHz_QPSK_HCH_2560MHz_RB_1_99_NTNV



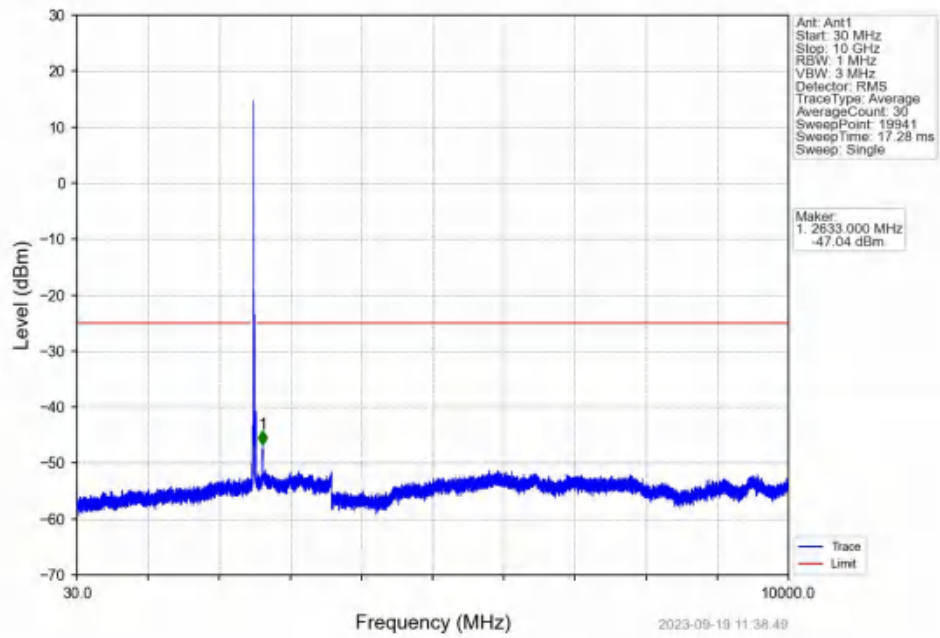
Band7_20MHz_QPSK_HCH_2560MHz_RB_100_0_NTNV



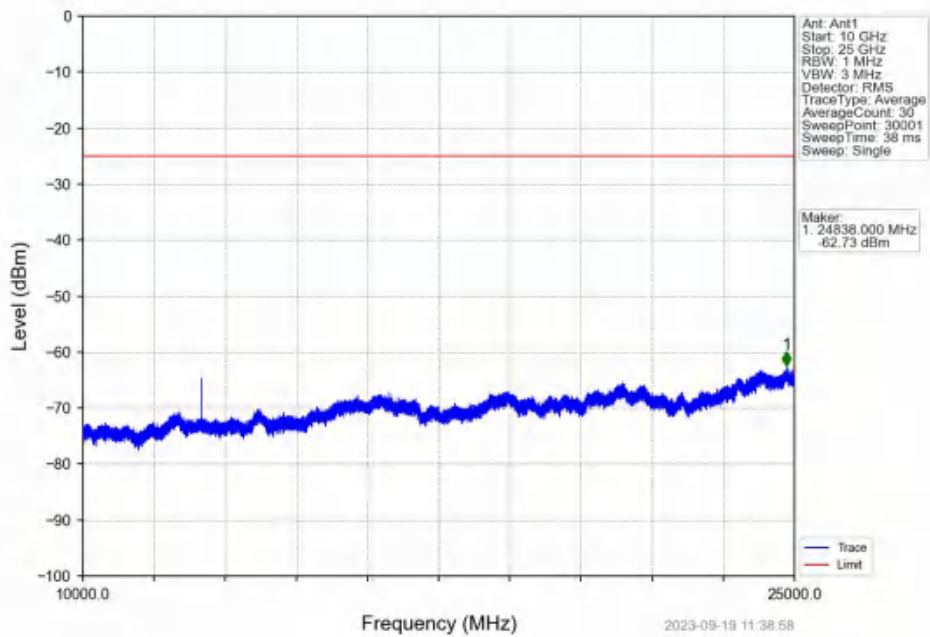
Band7_20MHz_16QAM_LCH_2510MHz_RB_1_0_NTNV



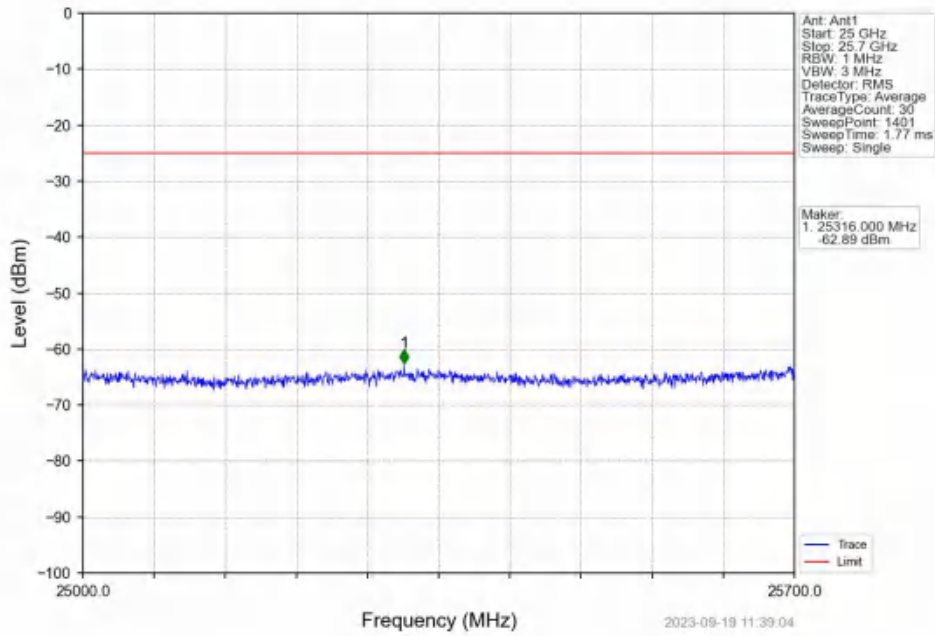
Band7_20MHz_16QAM_LCH_2510MHz_RB_1_0_NTV



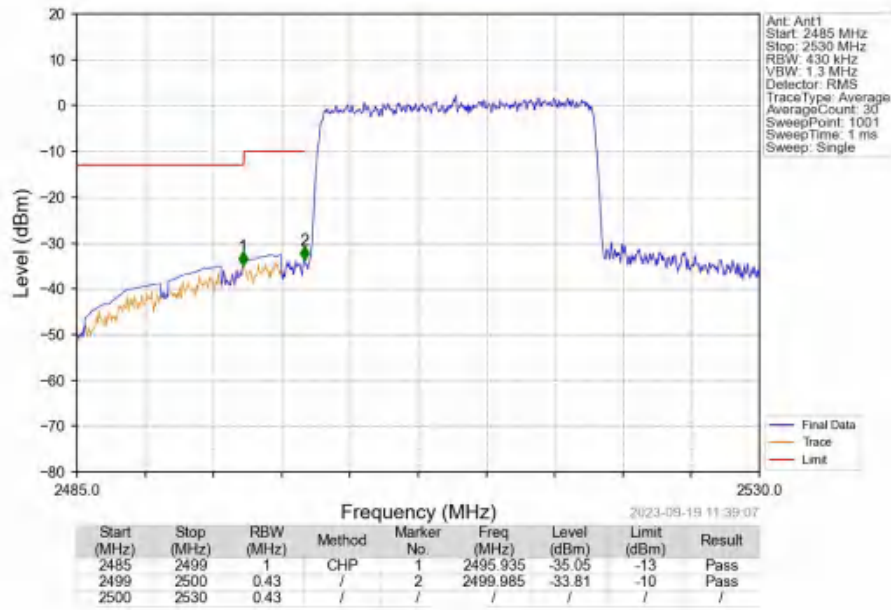
Band7_20MHz_16QAM_LCH_2510MHz_RB_1_0_NTV



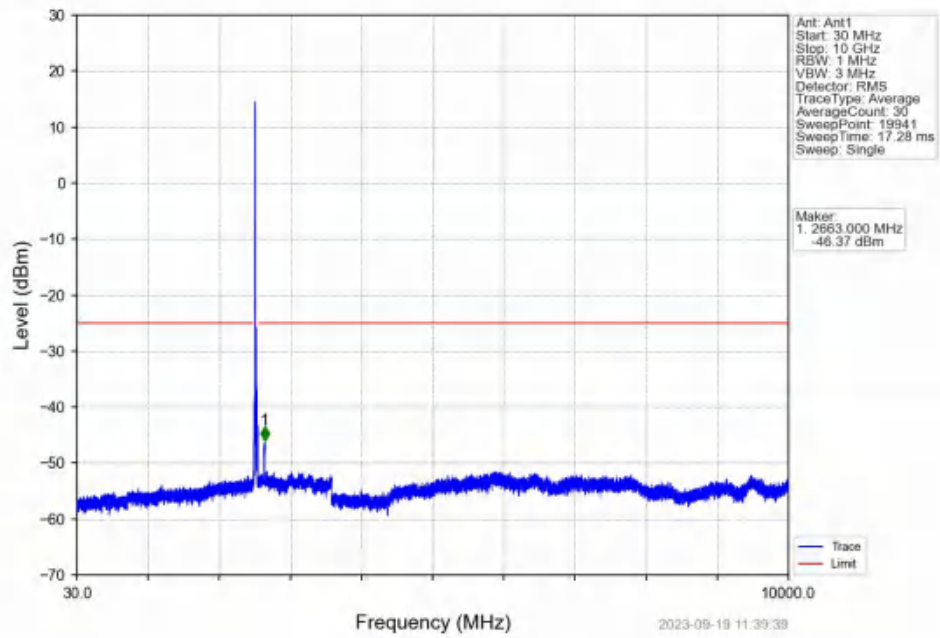
Band7_20MHz_16QAM_LCH_2510MHz_RB_1_0_NTNV



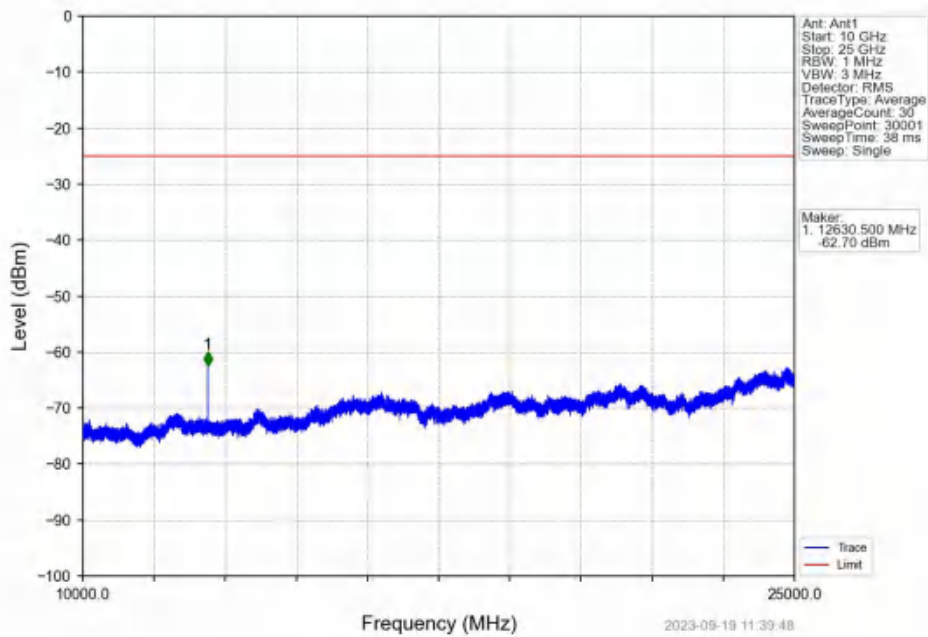
Band7_20MHz_16QAM_LCH_2510MHz_RB_100_0_NTNV



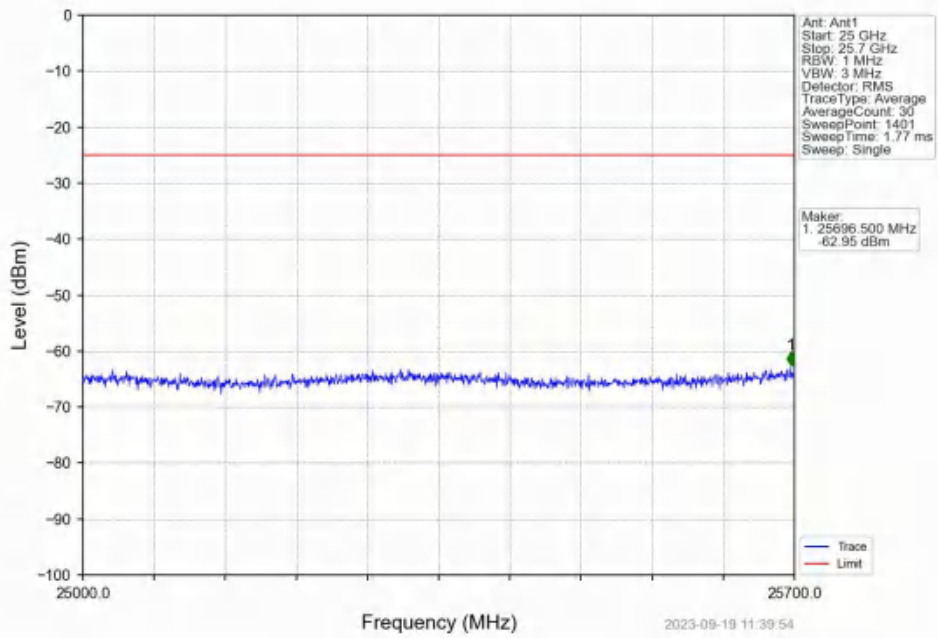
Band7_20MHz_16QAM_MCH_2535MHz_RB_1_0_NTNV



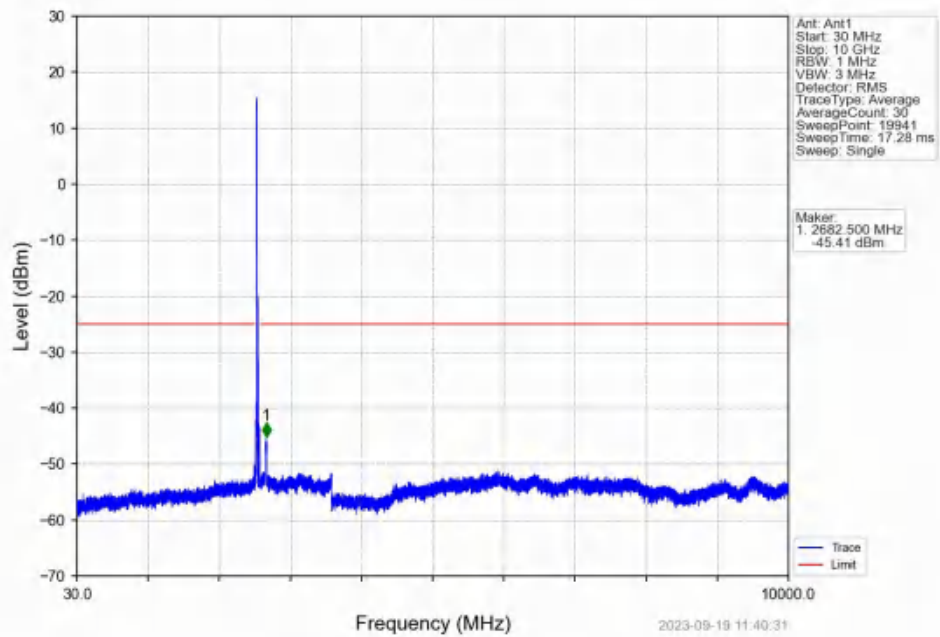
Band7_20MHz_16QAM_MCH_2535MHz_RB_1_0_NTNV



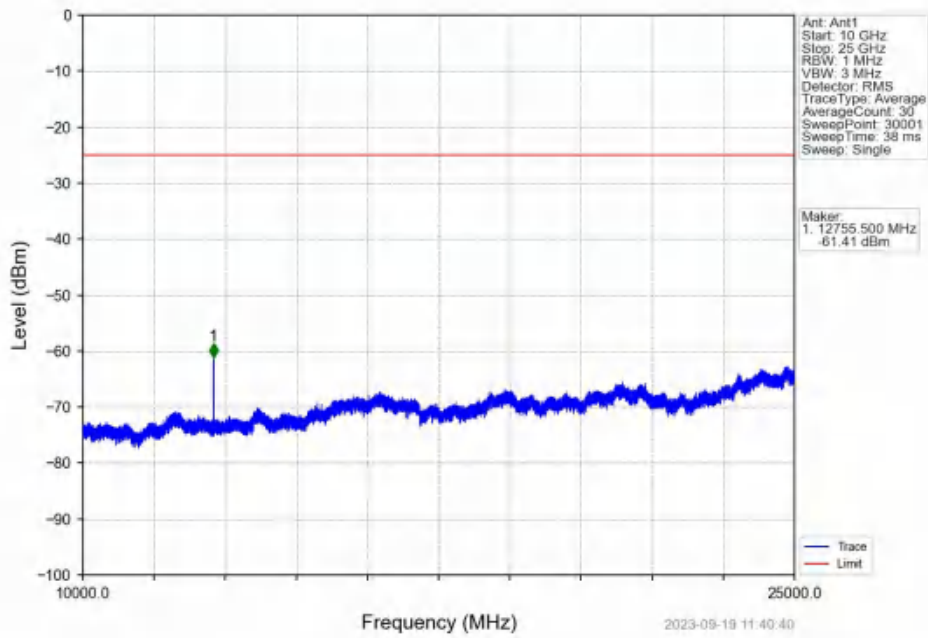
Band7_20MHz_16QAM_MCH_2535MHz_RB_1_0_NTNV



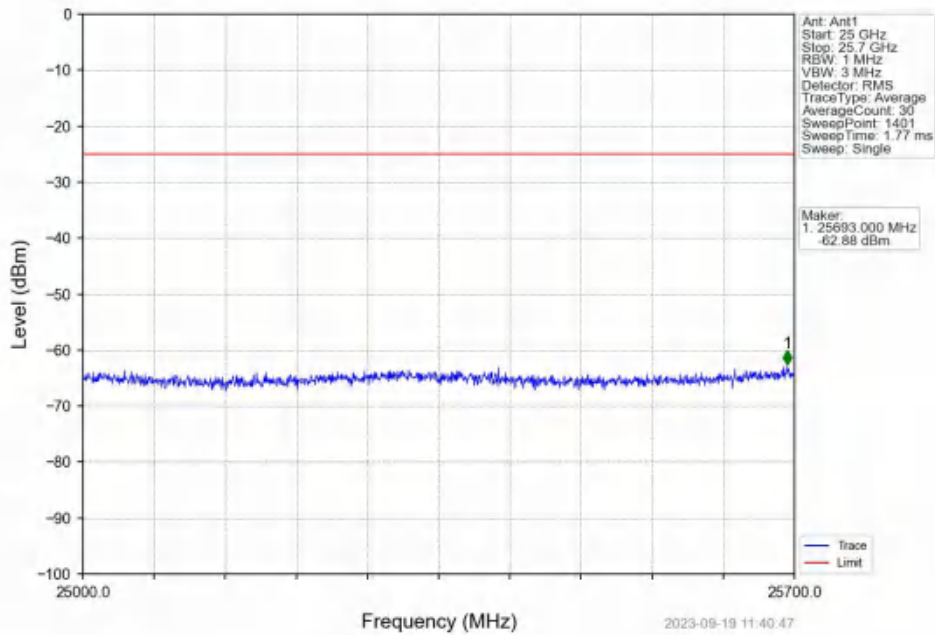
Band7_20MHz_16QAM_HCH_2560MHz_RB_1_0_NTNV



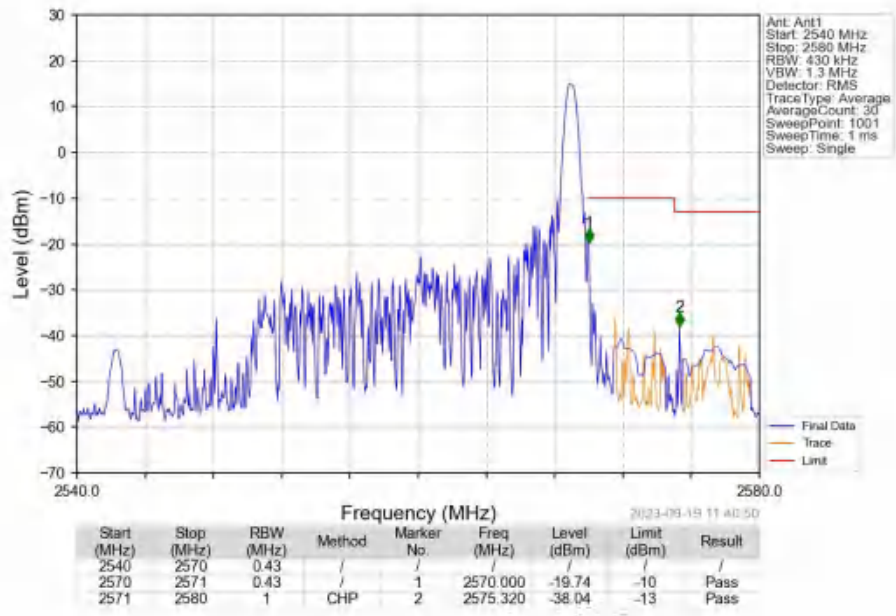
Band7_20MHz_16QAM_HCH_2560MHz_RB_1_0_NTNV



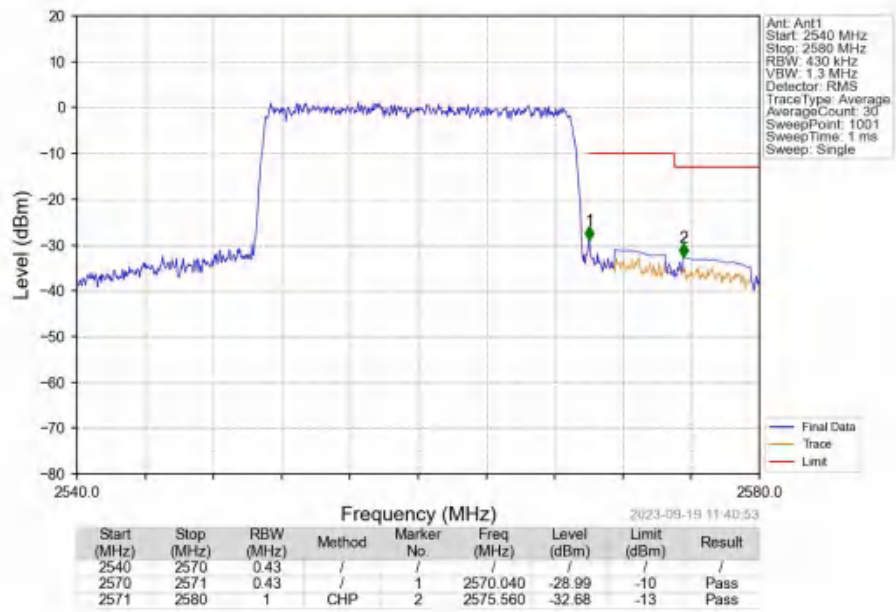
Band7_20MHz_16QAM_HCH_2560MHz_RB_1_0_NTNV



Band7_20MHz_16QAM_HCH_2560MHz_RB_1_99_NTNV



Band7_20MHz_16QAM_HCH_2560MHz_RB_100_0_NTNV



7. Form731

7.1 Form731_Power

7.1.1 Test Result

Band	BW	Lower Freq	High Freq	MAX Power (W)	Value	Hz/ppm	Emission Designator	Rule Parts	MAX Power (dBm)
7	5	2502.5	2567.5	0.0520	0.0075	ppm	4M58G7D	27M	17.16
7	5	2502.5	2567.5	0.0425	0.0088	ppm	4M60W7D	27M	16.28
7	10	2505	2565	0.0259	0.0165	ppm	9M12G7D	27M	14.14
7	10	2505	2565	0.0265	0.0119	ppm	9M12W7D	27M	14.24
7	15	2507.5	2562.5	0.0352	0.0133	ppm	13M6G7D	27M	15.47
7	15	2507.5	2562.5	0.0335	0.0145	ppm	13M7W7D	27M	15.25
7	20	2510	2560	0.0383	0.0141	ppm	18M2G7D	27M	15.83
7	20	2510	2560	0.0344	0.0136	ppm	18M2W7D	27M	15.36

7.2 Form731_EIRP

7.2.1 Test Result

Band	BW	Lower Freq	High Freq	MAX Power (W)	Value	Hz/ppm	Emission Designator	Rule Parts	MAX Power (dBm)
7	5	2502.5	2567.5	0.0587	0.0075	ppm	4M58G7D	27M	17.69
7	5	2502.5	2567.5	0.0480	0.0088	ppm	4M60W7D	27M	16.81
7	10	2505	2565	0.0293	0.0165	ppm	9M12G7D	27M	14.67
7	10	2505	2565	0.0300	0.0119	ppm	9M12W7D	27M	14.77
7	15	2507.5	2562.5	0.0398	0.0133	ppm	13M6G7D	27M	16.00
7	15	2507.5	2562.5	0.0378	0.0145	ppm	13M7W7D	27M	15.78
7	20	2510	2560	0.0433	0.0141	ppm	18M2G7D	27M	16.36
7	20	2510	2560	0.0388	0.0136	ppm	18M2W7D	27M	15.89