



SETUP PHOTOS EXHIBIT

Report Number : R13359833-EP3

Applicant : Oxford Nanopore Technologies Ltd
Gosling Building, Edmund Halley Road
Oxford Science Park
Oxford, OX4 4DQ
United Kingdom

Model : ONT-07-01191-00

FCC ID : 2ARGS-P3310

IC : 26200-P3310

EUT Description : BT/BLE/WLAN (2.4GHz and 5GHz) Radio Module

Test Standard(s) : FCC 47 CFR Part 15 Subpart C
ISED RSS-247 Issue 2
ISED RSS-GEN Issue 5 +A1:2019

Date Of Issue:
2020-08-31

Prepared by:
UL LLC
12 Laboratory Dr.
Research Triangle Park, NC 27709 U.S.A.
TEL: (919) 549-1400

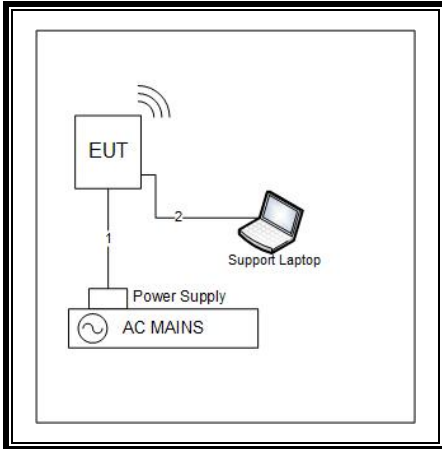
REPORT REVISION HISTORY

Ver.	Issue Date	Revisions	Revised By
1	2020-08-31	Initial Issue	Brian T. Kiewra

TABLE OF CONTENTS


REPORT REVISION HISTORY	2
TABLE OF CONTENTS	3
1. SETUP DIAGRAMS	4
2. SETUP PHOTOS.....	5
END OF EXHIBIT	15

1. SETUP DIAGRAMS





2. SETUP PHOTOS

CONDUCTED RF MEASUREMENT SETUP





POWER MEASUREMENTS




RADIATED RF MEASUREMENT SETUP



Note: Chain 0 is the left antenna and chain 1 is on the right in the pictures below












RADIATED PHOTO (MIMO <30 MHz)












AC MAINS LINE CONDUCTED MEASUREMENT SETUP



END OF EXHIBIT