

FCC CFR47 PART 22H, 24E, 27 CERTIFICATION TEST REPORT

**FCC ID:
2ARG5-DIGICELDL501**

Product: Smartphone

Trade Mark: N/A

Model Number: DL501

Serial Model: N/A

Report No.: S18091305302E005

Prepared for

Hunan ChenRui Communication Technology Co.,Ltd
Room no. A402, Lan Guang Building, Gaoxin North 6th Road,
Hi-Tech Park, Nanshan District, Shenzhen, China

Prepared by

Shenzhen NTEK Testing Technology Co., Ltd.
1/F, Building E, Fenda Science Park, Sanwei Community, Xixiang Street
Bao'an District, Shenzhen 518126 P.R. China
Tel.: +86-755-6115 9388 Fax.: +86-755-6115 6599
Website:<http://www.ntek.org.cn>

TEST RESULT CERTIFICATION

Applicant's name : Hunan ChenRui Communication Technology Co.,Ltd
Address..... : Room no. A402, Lan Guang Building, Gaoxin North 6th Road,
Hi-Tech Park, Nanshan District, Shenzhen, China
Manufacturer's Name..... : Hunan ChenRui Communication Technology Co.,Ltd
Address..... : No.3 Building, Chuangxin High tech Business Incubator, Xiangxi
Economic Development Zone, Jishou City, Hunan Province, China
Product name..... : Smartphone
Model and/or type reference .. : DL501
Serial Model: N/A
Standards..... : FCC CFR 47 Part 22H, Part 24E, Part 27
Test procedure : ANSI C63.26:2015
ANSI/TIA-603-E-2016

This device described above has been tested by NTEK, and the test results show that the equipment under test (EUT) is in compliance with the FCC requirements. And it is applicable only to the tested sample identified in the report.

This report shall not be reproduced except in full, without the written approval of NTEK, this document may be altered or revised by NTEK, personal only, and shall be noted in the revision of the document.

Date of Test
Date (s) of performance of tests..... 17 Sep. 2018 ~ 26 Oct. 2018
Date of Issue 26 Oct. 2018
Test Result Pass

Testing Engineer : [Signature]
(Cheng Jiawen)

Technical Manager : [Signature]
(Jason Chen)

Authorized Signatory : [Signature]
(Sam Chen)

TABLE OF CONTENTS

1.1 PRODUCT DESCRIPTION	6
1.2 RELATED SUBMITTAL(S) / GRANT (S)	7
1.3 TEST METHODOLOGY	7
1.4 TEST FACILITY	7
MEASUREMENT UNCERTAINTY	7
1.5 SPECIAL ACCESSORIES.....	7
1.6 WORST-CASE CONFIGURATION AND MODE.....	7
2. SYSTEM TEST CONFIGURATION	8
2.1 EUT CONFIGURATION.....	8
2.2 EUT EXERCISE	8
2.3 CONFIGURATION OF EUT SYSTEM.....	8
2.4 TEST SETUP	9
3.TEST AND MEASUREMENT EQUIPMENT	10
4. OUTPUT POWER.....	11
4.1 OUTPUT POWER MEASUREMENT	11
4.2 LTE BAND 2.....	13
4.3 LTE BAND 4.....	19
4.4 LTE BAND 5.....	25
4.5 LTE BAND 17	29
5. OCCUPIED BANDWIDTH	31
5.1 LTE BAND 2.....	34
5.2 LTE BAND 4.....	40
5.3 LTE BAND 5.....	46
5.4 LTE BAND 17	50

6. BANDEDGE AND EMISSION MASK	52
6.1 LTE BAND 2.....	53
6.2 LTE BAND 4.....	77
6.3 LTE BAND 5.....	101
6.4 LTE BAND 17	117
7. OUT OF BAND EMISSIONS	125
7.1 MEASUREMENT METHOD	125
7.2 LTE BAND 2.....	126
7.3 LTE BAND 4.....	150
7.4 LTE BAND 5.....	174
7.5 LTE BAND 17	190
8. RADIATED SPURIOUS EMISSION	198
8.1. RADIATED POWER (ERP & EIRP).....	198
8.2 LTE BAND 2.....	199
8.3 LTE BAND 4.....	203
8.4 LTE BAND 5.....	207
8.5 LTE BAND 17	209
9. FIELD STRENGTH OF SPURIOUS RADIATION	211
9.1 LTE BAND 2.....	213
9.2 LTE BAND 4.....	214
9.3 LTE BAND 5.....	215
9.4 LTE BAND 17	216
10. FREQUENCY STABILITY	217
10.1 LTE BAND 2	218
10.2 LTE BAND 4	220
10.3 LTE BAND 5	222
10.4 LTE BAND 17	224
11. PEAK-TO-AVERAGE RATIO	226

11.1 Description of the PAR Measurement	226
11.2 Measuring Instruments	226
11.3 Test Procedures	226
11.4 Test Setup	226
11.5 LTE BAND 2	229
11.6 LTE BAND 4	235
11.7 LTE BAND 5	241
11.8 LTE BAND 17	245

1. GENERAL INFORMATION

1.1 PRODUCT DESCRIPTION

A major technical description of EUT is described as following:

Product Designation:	Smartphone
Trade Mark	N/A
Model Name	DL501
FCC ID:	2ARG5-DIGICELDL501
Frequency Bands:	U.S. Bands: <input checked="" type="checkbox"/> LTE FDD Band 2,4,5, 17
Frequency Range:	LTE FDD Band 2 Uplink: 1850MHz-1910MHz, Downlink: 1930MHz-1990MHz; LTE FDD Band 4 Uplink: 1710MHz-1755MHz, Downlink: 2110MHz-2155MHz; LTE FDD Band 5 Uplink: 824MHz-849MHz, Downlink: 869MHz-894MHz; LTE FDD Band 17 Uplink: 704MHz-716MHz, Downlink: 734MHz-746MHz;
Type of Modulation:	QPSK/16QAM
Antenna:	FPCB Antenna
Antenna gain:	0.5dBi
Power Supply:	DC 3.7V/2000mAh from Battery or DC 5V from USB Port.
Adapter:	Model: DL501 Input: 100-240V~50/60Hz 0.15A Output: 5V---1A
Extreme Vol. Limits:	DC 3.6V to 4.4V (Nominal DC 3.7V)
Extreme Temp. Tolerance	-30°C to +50°C
HW Version	ZH097-MB-V0.1
SW Version	Digicel_DL501_V7.0_20181015_ZH097_CR_L501_39A_DIGICEL_ O31818_Ca956_20181015_64P8_DDR3_FWVGA_1SIM_ G4W1258L23451728A28B_GpsL_ALS_OTG_111743_OTA
** Note: The High Voltage 4.4V and Low Voltage 3.6V was declared by manufacturer, The EUT couldn't be operate normally with higher or lower voltage.	

1.2 RELATED SUBMITTAL(S) / GRANT (S)

This submittal(s) (test report) is intended for **FCC ID: 2ARG5-DIGICELDL501** filing to comply with the FCC Part 22H&24E &27.

1.3 TEST METHODOLOGY

The tests documented in this report were performed in accordance with ANSI/TIA-603-E-2016, FCC CFR 47 Part 2, Part 22, Part 24, Part 27, ANSI C63.26:2015.

1.4 TEST FACILITY

The test site used to collect the radiated data is located at:
ShenZhen NTEK Testing Technology Co., Ltd.

1/F, Building E, Fenda Science Park, Sanwei Community, Xixiang Street, Bao’an District, Shenzhen 518126 P.R.China.

The test site is constructed and calibrated to meet the FCC requirements in documents ANSI C63.26:2015& ANSI C63.4: 2014.

FCC Registration No.:463705

IC Registration No.:9270A-1,

CNAS Registration No.:L5516

MEASUREMENT UNCERTAINTY

The reported uncertainty of measurement, where expended uncertainty U is based on a standard uncertainty multiplied by a coverage factor of k=2, providing a level of confidence of approximately 95 %.

No.	Item	Uncertainty
1	Measuring Uncertainty for a Level of Confidence of 95% ($U = 2Uc(y)$)	2.5dB

1.5 SPECIAL ACCESSORIES

The battery and the charger, earphone supplied by the applicant were used as accessories and being tested with EUT intended for FCC grant together.

1.6 WORST-CASE CONFIGURATION AND MODE

The worst-case scenario for all measurements is based on the investigation results.

The device has LTE Bands of: Band 2, Band 4, Band 5, Band 7, Band 12, Band 17.

The RB Size was selected to measure for peak or average ERP and EIRP, which was based on the conducted power verification baseline data.

For the fundamental investigation of radiated emissions, the EUT is investigated for vertical and

horizontal antenna orientations and X Y and Z orientations of the EUT alone. After the investigations the worst case was determined to be at X orientation for all LTE bands.

2. SYSTEM TEST CONFIGURATION

2.1 EUT CONFIGURATION

The EUT configuration for testing is installed on RF field strength measurement to meet the Commission’s requirement and operating in a manner which intends to maximize its emission characteristics in a continuous normal application.

2.2 EUT EXERCISE

The Transmitter was operated in the maximum output power mode through Communication Tester. The TX frequency was fixed which was for the purpose of the measurements.

2.3 CONFIGURATION OF EUT SYSTEM

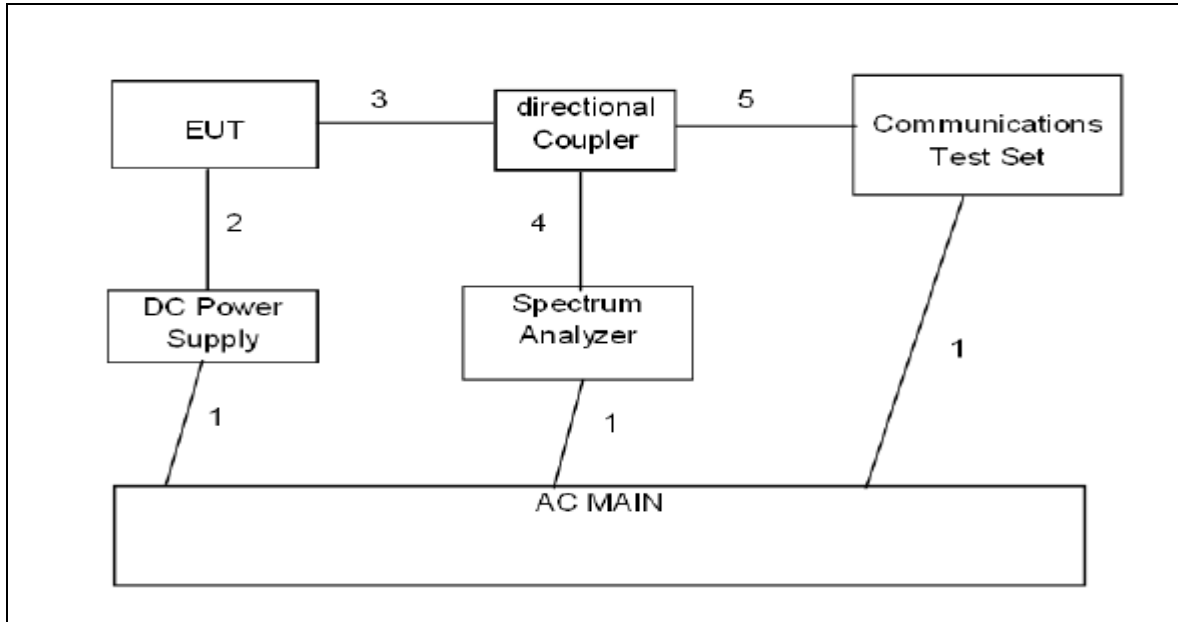
Table 2-1 Equipment Used in EUT System

Item	Equipment	Model No.	ID or Specification	Note
1	Smartphone	DL501	FCC ID: 2ARG5-DIGICELDL501	EUT

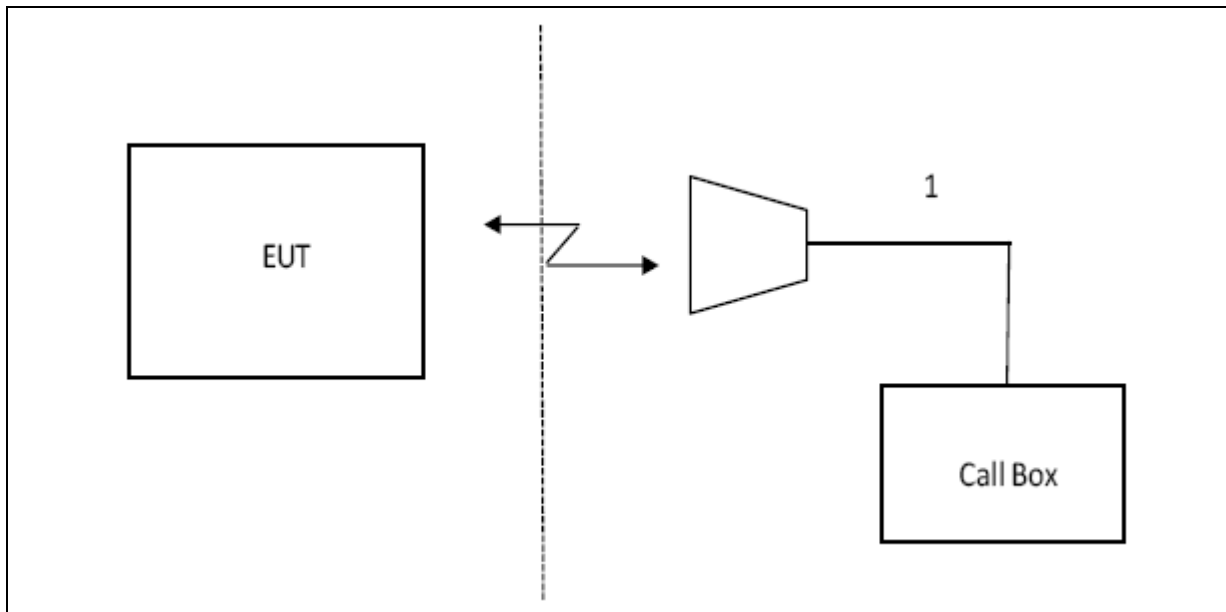
*Note: All the accessories have been used during the test.
the following “EUT” in setup diagram means EUT system.*

2.4 TEST SETUP

CONDUCTED SETUP DIAGRAM FOR TESTS



RADIATED SETUP DIAGRAM FOR TESTS



3. TEST AND MEASUREMENT EQUIPMENT

The following test and measurement equipment was utilized for the tests documented in this report:

NAME OF EQUIPMENT	MANUFACTURER	MODEL	SERIAL NUMBER	NEXT CAL. DATE
SPECTRUM ANALYZER	AGILENT	E4440A	US44300399	2019.03.28
TEST RECEIVER	R&S	ESCI	A0304218	2019.05.18
COMMUNICATION TESTER	R&S	CMU200	A0304247	2019.05.18
COMMUNICATION TESTER	R&S	CMW500	X	2019.05.18
TEST RECEIVER	R&S	FCKL1528	A0304230	2019.05.18
LISN	SCHWARZBECK	NSLK8127	A0304233	2019.05.18
CLIMATE CHAMBER	ALBATROSS	--	--	2019.05.18
Loop Antenna	Daze	ZN30900N	SEL0097	2019.05.18
Biological Antenna	A.H. Systems Inc.	SAS-521-4	N/A	2019.05.18
Horn Antenna	EM	EM-AH-10180	N/A	2019.04.07
DC Power Source	N/A	PS-6005D	20170402923	2020.6.05

4. OUTPUT POWER

4.1 OUTPUT POWER MEASUREMENT

LTE Measurement Procedure:

All LTE bands conducted power peak and average are obtained from the CMW500 telecommunication test set. The following tests were conducted according to the test requirements outlined in section 6.2 of the 3GPP TS36.101 specification.

UE Power Class: 3 (23 +/- 2dBm). The allowed Maximum Power Reduction (MPR) for the maximum output power due to higher order modulation and transmit bandwidth configuration (resource blocks) is specified in Table 6.2.3-1 of the 3GPP TS36.101.

Table 6.2.3-1: Maximum Power Reduction (MPR) for Power Class 3

Modulation	Channel bandwidth / Transmission bandwidth (RB)						MPR (dB)
	1.4 MHz	3.0 MHz	5 MHz	10 MHz	15 MHz	20 MHz	
QPSK	> 5	> 4	> 8	> 12	> 16	> 18	≤ 1
16 QAM	≤ 5	≤ 4	≤ 8	≤ 12	≤ 16	≤ 18	≤ 1
16 QAM	> 5	> 4	> 8	> 12	> 16	> 18	≤ 2

The allowed A-MPR values specified below in Table 6.2.4.-1 of 3GPP TS36.101 are in addition to the allowed MPR requirements. All the measurements below were performed with A-MPR disabled, by using Network Signaling Value of "NS_01".3

Table 6.2.4-1: Additional Maximum Power Reduction (A-MPR)

Network Signalling value	Requirements (sub-clause)	E-UTRA Band	Channel bandwidth (MHz)	Resources Blocks (N_{RB})	A-MPR (dB)
NS_01	6.6.2.1.1	Table 5.5-1	1.4, 3, 5, 10, 15, 20	Table 5.6-1	NA
NS_03	6.6.2.2.1	2, 4, 10, 23, 25, 35, 36	3	>5	≤ 1
			5	>6	≤ 1
			10	>6	≤ 1
			15	>8	≤ 1
			20	>10	≤ 1
NS_04	6.6.2.2.2	41	5	>6	≤ 1
			10, 15, 20	See Table 6.2.4-4	
NS_05	6.6.3.3.1	1	10, 15, 20	≥ 50	≤ 1
NS_06	6.6.2.2.3	12, 13, 14, 17	1.4, 3, 5, 10	Table 5.6-1	n/a
NS_07	6.6.2.2.3	13	10	Table 6.2.4-2	Table 6.2.4-2
	6.6.3.3.2				
NS_08	6.6.3.3.3	19	10, 15	> 44	≤ 3
NS_09	6.6.3.3.4	21	10, 15	> 40	≤ 1
				> 55	≤ 2
NS_10		20	15, 20	Table 6.2.4-3	Table 6.2.4-3
NS_11	6.6.2.2.1	23 ¹	1.4, 3, 5, 10	Table 6.2.4-5	Table 6.2.4-5
..					
NS_32	-	-	-	-	-

Note 1: Applies to the lower block of Band 23, i.e. a carrier placed in the 2000-2010 MHz region.

4.2 LTE BAND 2

OUTPUT POWER FOR LTE BAND 2 (1.4MHZ)

Band	Band Width	Channel	Frequency (MHz)	Modulation	RB Configuration		Average Power(dBm)	Peak Power(dBm)
					RB Size	RB Offset		
Band 2	1.4MHz	18607	1850.7	QPSK	1	Low	22.82	26.80
					1	Mid	23.00	26.90
					1	High	22.82	26.84
					3	Low	22.85	27.20
					3	High	22.86	27.20
					6	Low	21.96	27.28
				16QAM	1	Low	21.83	26.42
					1	Mid	21.98	26.61
					1	High	21.85	26.45
					3	Low	21.99	27.11
					3	High	22.00	27.11
					6	Low	20.79	27.17
	1.4MHz	18900	1880.0	QPSK	1	Low	22.81	27.27
					1	Mid	22.95	27.40
					1	High	22.78	27.21
					3	Low	22.88	27.51
					3	High	22.88	27.46
					6	Low	21.86	27.36
				16QAM	1	Low	21.91	26.57
					1	Mid	21.97	26.78
					1	High	21.90	26.58
					3	Low	21.86	27.59
					3	High	21.85	27.58
					6	Low	20.92	27.48
	1.4MHz	19193	1909.3	QPSK	1	Low	22.83	27.48
					1	Mid	22.97	27.58
					1	High	22.79	27.38
3					Low	22.92	27.63	
3					High	22.92	27.63	
6					Low	21.81	27.69	
16QAM				1	Low	21.79	27.07	
				1	Mid	22.00	27.30	
				1	High	21.77	27.02	
				3	Low	21.95	27.43	
				3	High	21.96	27.59	
				6	Low	20.93	27.95	

OUTPUT POWER FOR LTE BAND 2 (3.0MHZ)

Band	Band Width	Channel	Frequency (MHz)	Modulation	RB Configuration		Average Power(dBm)	Peak Power(dBm)
					RB Size	RB Offset		
Band 2	3.0 MHz	18615	1851.5	QPSK	1	Low	22.90	26.65
					1	Mid	22.84	26.87
					1	High	22.80	26.92
					8	Low	21.92	27.09
					8	High	21.89	27.20
					15	Low	21.86	27.65
				16QAM	1	Low	21.98	27.06
					1	Mid	21.96	27.21
					1	High	21.95	27.44
					8	Low	20.96	27.06
					8	High	20.98	27.14
					15	Low	20.93	27.59
	3.0 MHz	18900	1880.0	QPSK	1	Low	22.87	27.20
					1	Mid	22.86	27.23
					1	High	22.83	27.09
					8	Low	21.88	27.61
					8	High	21.81	27.46
					15	Low	21.83	28.59
				16QAM	1	Low	21.82	26.72
					1	Mid	21.82	26.77
					1	High	21.78	26.70
					8	Low	20.95	27.25
					8	High	20.92	26.84
					15	Low	20.94	27.60
	3.0 MHz	19185	1908.5	QPSK	1	Low	22.87	27.49
					1	Mid	22.89	27.40
					1	High	22.87	27.34
8					Low	21.88	27.37	
8					High	21.84	27.53	
15					Low	21.90	27.71	
16QAM				1	Low	21.99	26.76	
				1	Mid	21.99	26.70	
				1	High	21.93	26.74	
				8	Low	20.91	26.98	
				8	High	20.90	27.08	
				15	Low	20.87	28.09	

OUTPUT POWER FOR LTE BAND 2 (5.0MHZ)

Band	Band Width	Channel	Frequency (MHz)	Modulation	RB Configuration		Average Power(dBm)	Peak Power(dBm)
					RB Size	RB Offset		
Band 2	5.0 MHz	18625	1852.5	QPSK	1	Low	22.79	27.14
					1	Mid	22.89	27.47
					1	High	22.76	27.57
					12	Low	21.85	27.13
					12	High	21.85	27.27
					25	Low	21.86	27.77
				16QAM	1	Low	21.67	26.59
					1	Mid	21.77	26.82
					1	High	21.68	26.90
					12	Low	20.84	27.16
					12	High	20.89	27.49
					25	Low	20.89	27.62
	5.0 MHz	18900	1880.0	QPSK	1	Low	22.77	27.31
					1	Mid	22.87	27.39
					1	High	22.71	27.34
					12	Low	21.84	27.19
					12	High	21.79	27.29
					25	Low	21.84	27.80
				16QAM	1	Low	21.78	27.25
					1	Mid	21.90	27.33
					1	High	21.77	27.31
					12	Low	20.88	27.34
					12	High	20.86	27.28
					25	Low	20.90	27.97
	5.0 MHz	19175	1907.5	QPSK	1	Low	22.76	27.27
					1	Mid	22.91	27.43
					1	High	22.78	27.30
					12	Low	21.82	27.76
					12	High	21.80	27.62
					25	Low	21.85	28.17
16QAM				1	Low	21.79	27.11	
				1	Mid	21.89	27.29	
				1	High	21.78	27.20	
				12	Low	20.95	27.42	
				12	High	20.90	27.39	
				25	Low	20.86	28.54	

OUTPUT POWER FOR LTE BAND 2 (10.0MHZ)

Band	Band Width	Channel	Frequency (MHz)	Modulation	RB Configuration		Average Power(dBm)	Peak Power(dBm)
					RB Size	RB Offset		
Band 2	10.0 MHz	18650	1855.0	QPSK	1	Low	22.85	26.78
					1	Mid	22.97	27.24
					1	High	22.71	27.20
					25	Low	21.88	27.34
					25	High	21.94	27.64
					50	Low	21.92	27.84
				16QAM	1	Low	21.95	27.07
					1	Mid	21.92	27.61
					1	High	21.92	27.67
					25	Low	20.95	27.31
					25	High	20.98	27.58
					50	Low	20.92	28.04
	10.0 MHz	18900	1880.0	QPSK	1	Low	22.84	27.22
					1	Mid	22.98	27.34
					1	High	22.81	27.26
					25	Low	21.91	27.71
					25	High	21.88	27.74
					50	Low	21.87	27.94
				16QAM	1	Low	21.79	26.73
					1	Mid	21.95	26.98
					1	High	21.75	26.92
					25	Low	20.98	27.60
					25	High	20.97	27.61
					50	Low	20.95	28.19
	10.0 MHz	19150	1905.0	QPSK	1	Low	22.77	27.31
					1	Mid	22.96	27.33
					1	High	22.82	27.28
					25	Low	21.92	27.44
					25	High	21.86	27.48
					50	Low	21.89	27.87
16QAM				1	Low	21.89	26.62	
				1	Mid	21.98	26.77	
				1	High	21.96	26.74	
				25	Low	20.97	27.71	
				25	High	20.92	27.70	
				50	Low	20.94	27.87	

OUTPUT POWER FOR LTE BAND 2 (15.0MHZ)

Band	Band Width	Channel	Frequency (MHz)	Modulation	RB Configuration		Average Power(dBm)	Peak Power(dBm)
					RB Size	RB Offset		
Band 2	15.0 MHz	18675	1857.5	QPSK	1	Low	22.81	26.82
					1	Mid	22.87	27.32
					1	High	22.68	27.12
					36	Low	21.99	27.52
					36	High	21.93	27.73
					75	Low	21.98	28.48
				16QAM	1	Low	21.93	27.17
					1	Mid	21.96	27.75
					1	High	22.00	27.60
					36	Low	20.93	27.70
					36	High	20.91	27.99
					75	Low	20.97	27.88
	15.0 MHz	18900	1880.0	QPSK	1	Low	22.77	27.09
					1	Mid	22.85	27.23
					1	High	22.70	27.23
					36	Low	21.94	27.78
					36	High	21.85	27.78
					75	Low	21.93	28.46
				16QAM	1	Low	21.95	26.87
					1	Mid	21.97	27.01
					1	High	21.98	26.96
					36	Low	20.91	27.61
					36	High	20.90	27.85
					75	Low	20.92	28.05
	15.0 MHz	19125	1902.5	QPSK	1	Low	22.79	27.35
					1	Mid	22.80	27.20
					1	High	22.75	27.15
36					Low	21.96	27.64	
36					High	21.89	27.75	
75					Low	21.93	28.49	
16QAM				1	Low	21.92	26.65	
				1	Mid	21.93	26.65	
				1	High	21.89	26.59	
				36	Low	20.97	27.95	
				36	High	20.91	27.96	
				75	Low	20.92	28.23	

OUTPUT POWER FOR LTE BAND 2 (20.0MHZ)

Band	Band Width	Channel	Frequency (MHz)	Modulation	RB Configuration		Average Power(dBm)	Peak Power(dBm)
					RB Size	RB Offset		
Band 2	20.0 MHz	18700	1860.0	QPSK	1	Low	22.67	26.93
					1	Mid	22.97	27.45
					1	High	22.54	27.13
					50	Low	21.87	27.63
					50	High	21.83	27.74
					100	Low	21.87	27.98
				16QAM	1	Low	21.96	26.89
					1	Mid	22.29	27.45
					1	High	21.85	27.10
					50	Low	20.87	27.86
					50	High	20.79	27.79
					100	Low	20.81	27.90
	20.0 MHz	18900	1880.0	QPSK	1	Low	22.56	27.20
					1	Mid	22.93	27.45
					1	High	22.53	27.31
					50	Low	21.94	27.69
					50	High	21.83	27.79
					100	Low	21.87	28.19
				16QAM	1	Low	21.95	27.01
					1	Mid	21.96	27.27
					1	High	21.89	27.17
					50	Low	20.94	27.65
					50	High	20.87	27.86
					100	Low	20.92	28.16
	20.0 MHz	19100	1900.0	QPSK	1	Low	22.62	27.18
					1	Mid	22.98	27.14
					1	High	22.65	27.04
50					Low	21.86	27.82	
50					High	21.71	27.75	
100					Low	21.80	28.07	
16QAM				1	Low	21.81	27.45	
				1	Mid	21.97	27.32	
				1	High	21.81	27.25	
				50	Low	20.90	27.73	
				50	High	20.75	27.63	
				100	Low	20.84	28.07	

4.3 LTE BAND 4

OUTPUT POWER FOR LTE BAND 4 (1.4MHZ)

Band	Band Width	Channel	Frequency (MHz)	Modulation	RB Configuration		Average Power(dBm)	Peak Power(dBm)
					RB Size	RB Offset		
Band 4	1.4MHz	19957	1710.7	QPSK	1	Low	22.45	27.07
					1	Mid	22.64	27.24
					1	High	22.43	27.05
					3	Low	22.56	27.66
					3	High	22.56	27.77
					6	Low	21.59	27.39
				16QAM	1	Low	21.50	26.60
					1	Mid	21.69	26.85
					1	High	21.51	26.64
					3	Low	21.71	27.58
					3	High	21.68	27.57
					6	Low	20.55	27.55
	1.4MHz	20175	1732.5	QPSK	1	Low	22.44	26.96
					1	Mid	22.60	27.07
					1	High	22.45	26.96
					3	Low	22.48	27.39
					3	High	22.49	27.39
					6	Low	21.54	27.11
				16QAM	1	Low	21.56	26.26
					1	Mid	21.76	26.46
					1	High	21.57	26.25
					3	Low	21.52	27.44
					3	High	21.56	27.35
					6	Low	20.56	27.29
	1.4MHz	20393	1754.3	QPSK	1	Low	22.45	27.32
					1	Mid	22.64	27.40
					1	High	22.45	27.20
					3	Low	22.57	27.84
					3	High	22.58	27.86
					6	Low	21.56	27.92
16QAM				1	Low	21.51	27.10	
				1	Mid	21.71	27.26	
				1	High	21.51	27.05	
				3	Low	21.81	27.69	
				3	High	21.85	27.62	
				6	Low	20.58	27.58	

OUTPUT POWER FOR LTE BAND 4 (3.0MHZ)

Band	Band Width	Channel	Frequency (MHz)	Modulation	RB Configuration		Average Power(dBm)	Peak Power(dBm)
					RB Size	RB Offset		
Band 4	3.0 MHz	19965	1711.5	QPSK	1	Low	22.53	26.83
					1	Mid	22.48	26.96
					1	High	22.48	27.06
					8	Low	21.58	27.29
					8	High	21.58	27.40
					15	Low	21.58	27.84
				16QAM	1	Low	21.59	27.42
					1	Mid	21.57	27.56
					1	High	21.60	27.79
					8	Low	20.74	27.31
					8	High	20.72	27.42
					15	Low	20.64	27.42
	3.0 MHz	20175	1732.5	QPSK	1	Low	22.53	26.86
					1	Mid	22.49	26.83
					1	High	22.52	26.70
					8	Low	21.58	27.55
					8	High	21.56	27.52
					15	Low	21.57	28.51
				16QAM	1	Low	21.57	26.52
					1	Mid	21.55	26.52
					1	High	21.53	26.43
					8	Low	20.60	27.07
					8	High	20.57	27.00
					15	Low	20.58	27.88
	3.0 MHz	20385	1753.5	QPSK	1	Low	22.53	27.57
					1	Mid	22.54	27.47
					1	High	22.58	27.44
8					Low	21.59	27.54	
8					High	21.59	27.42	
15					Low	21.61	27.19	
16QAM				1	Low	21.69	26.76	
				1	Mid	21.69	26.50	
				1	High	21.75	26.41	
				8	Low	20.57	27.00	
				8	High	20.55	27.04	
				15	Low	20.53	27.22	

OUTPUT POWER FOR LTE BAND 4 (5.0MHZ)

Band	Band Width	Channel	Frequency (MHz)	Modulation	RB Configuration		Average Power(dBm)	Peak Power(dBm)
					RB Size	RB Offset		
Band 4	5.0 MHz	19975	1712.5	QPSK	1	Low	22.47	27.66
					1	Mid	22.53	27.84
					1	High	22.46	27.93
					12	Low	21.53	27.40
					12	High	21.56	27.46
					25	Low	21.57	27.70
				16QAM	1	Low	21.38	26.81
					1	Mid	21.47	26.96
					1	High	21.42	27.02
					12	Low	20.56	27.62
					12	High	20.59	27.66
					25	Low	20.60	28.05
	5.0 MHz	20175	1732.5	QPSK	1	Low	22.44	27.33
					1	Mid	22.50	27.14
					1	High	22.43	27.09
					12	Low	21.56	27.12
					12	High	21.55	27.12
					25	Low	21.55	27.70
				16QAM	1	Low	21.56	26.98
					1	Mid	21.56	26.79
					1	High	21.51	26.76
					12	Low	20.52	27.21
					12	High	20.52	27.22
					25	Low	20.57	27.58
	5.0 MHz	20375	1752.5	QPSK	1	Low	22.45	27.13
					1	Mid	22.55	27.18
					1	High	22.55	27.14
12					Low	21.53	27.82	
12					High	21.56	27.95	
25					Low	21.58	27.74	
16QAM				1	Low	21.78	27.17	
				1	Mid	21.89	27.26	
				1	High	21.83	27.22	
				12	Low	20.60	27.36	
				12	High	20.62	27.44	
				25	Low	20.58	28.75	

OUTPUT POWER FOR LTE BAND 4 (10.0MHZ)

Band	Band Width	Channel	Frequency (MHz)	Modulation	RB Configuration		Average Power(dBm)	Peak Power(dBm)
					RB Size	RB Offset		
Band 4	10.0 MHz	20000	1715.0	QPSK	1	Low	22.53	26.87
					1	Mid	22.66	27.28
					1	High	22.49	27.32
					25	Low	21.65	27.69
					25	High	21.66	27.95
					50	Low	21.66	28.00
				16QAM	1	Low	22.12	27.16
					1	Mid	22.35	27.71
					1	High	22.13	27.86
					25	Low	20.72	27.68
					25	High	20.69	27.80
					50	Low	20.69	28.43
	10.0 MHz	20175	1732.5	QPSK	1	Low	22.52	27.07
					1	Mid	22.73	26.85
					1	High	22.52	26.67
					25	Low	21.65	27.86
					25	High	21.65	27.66
					50	Low	21.63	27.56
				16QAM	1	Low	21.55	26.78
					1	Mid	21.69	26.70
					1	High	21.55	26.60
					25	Low	20.70	27.44
					25	High	20.73	27.33
					50	Low	20.67	28.03
	10.0 MHz	20350	1750.0	QPSK	1	Low	22.48	27.33
					1	Mid	22.70	27.56
					1	High	22.53	27.43
25					Low	21.71	27.77	
25					High	21.59	27.76	
50					Low	21.62	27.87	
16QAM				1	Low	22.69	28.39	
				1	Mid	22.72	28.65	
				1	High	22.72	28.66	
				25	Low	21.36	28.24	
				25	High	21.35	28.39	
				50	Low	20.70	28.83	

OUTPUT POWER FOR LTE BAND 4 (15.0MHZ)

Band	Band Width	Channel	Frequency (MHz)	Modulation	RB Configuration		Average Power(dBm)	Peak Power(dBm)
					RB Size	RB Offset		
Band 4	15.0 MHz	20025	1717.5	QPSK	1	Low	22.78	27.61
					1	Mid	22.74	28.08
					1	High	22.54	27.59
					36	Low	21.82	27.94
					36	High	21.74	28.12
					75	Low	21.80	28.81
				16QAM	1	Low	22.22	27.85
					1	Mid	22.31	28.49
					1	High	22.22	28.47
					36	Low	20.82	28.26
					36	High	20.79	28.39
					75	Low	20.76	28.21
	15.0 MHz	20175	1732.5	QPSK	1	Low	22.58	27.58
					1	Mid	22.66	27.22
					1	High	22.52	26.96
					36	Low	21.73	27.86
					36	High	21.75	27.60
					75	Low	21.74	28.37
				16QAM	1	Low	22.03	27.21
					1	Mid	22.01	26.85
					1	High	21.87	26.74
					36	Low	20.68	27.90
					36	High	20.66	27.65
					75	Low	20.64	27.89
	15.0 MHz	20325	1747.5	QPSK	1	Low	22.52	27.27
					1	Mid	22.60	27.72
					1	High	22.56	27.71
36					Low	21.72	27.70	
36					High	21.62	27.75	
75					Low	21.71	28.45	
16QAM				1	Low	21.66	26.41	
				1	Mid	21.77	26.78	
				1	High	21.72	26.78	
				36	Low	20.73	28.03	
				36	High	20.61	28.16	
				75	Low	20.63	28.03	

OUTPUT POWER FOR LTE BAND 4 (20.0MHZ)

Band	Band Width	Channel	Frequency (MHz)	Modulation	RB Configuration		Average Power(dBm)	Peak Power(dBm)
					RB Size	RB Offset		
Band 4	20.0 MHz	20050	1720.0	QPSK	1	Low	22.32	27.34
					1	Mid	22.69	28.01
					1	High	22.31	27.47
					50	Low	21.69	27.87
					50	High	21.67	27.98
					100	Low	21.63	28.08
				16QAM	1	Low	21.69	27.28
					1	Mid	21.98	27.94
					1	High	21.68	27.36
					50	Low	20.61	28.10
					50	High	20.61	28.16
					100	Low	20.65	28.77
	20.0 MHz	20175	1732.5	QPSK	1	Low	22.26	27.71
					1	Mid	22.65	27.38
					1	High	22.22	27.21
					50	Low	21.54	27.66
					50	High	21.57	27.44
					100	Low	21.56	27.98
				16QAM	1	Low	21.90	27.62
					1	Mid	21.97	27.29
					1	High	21.82	27.08
					50	Low	20.51	27.75
					50	High	20.51	27.43
					100	Low	20.52	27.91
	20.0 MHz	20300	1745.0	QPSK	1	Low	22.26	26.92
					1	Mid	22.67	27.45
					1	High	22.28	27.31
50					Low	21.56	27.40	
50					High	21.42	27.58	
100					Low	21.53	27.90	
16QAM				1	Low	21.47	27.31	
				1	Mid	21.86	27.79	
				1	High	21.52	27.82	
				50	Low	20.52	27.48	
				50	High	20.40	27.64	
				100	Low	20.50	27.88	

4.4 LTE BAND 5

OUTPUT POWER FOR LTE BAND 5 (1.4MHZ)

Band	Band Width	Channel	Frequency (MHz)	Modulation	RB Configuration		Average Power(dBm)	Peak Power(dBm)
					RB Size	RB Offset		
Band 5	1.4MHz	20407	824.7	QPSK	1	Low	22.44	27.40
					1	Mid	22.58	27.56
					1	High	22.45	27.45
					3	Low	22.55	27.87
					3	High	22.53	27.96
					6	Low	21.53	27.48
				16QAM	1	Low	21.46	26.84
					1	Mid	21.72	27.11
					1	High	21.58	26.98
					3	Low	21.68	27.80
					3	High	21.68	27.89
					6	Low	20.45	27.67
	1.4MHz	20525	836.5	QPSK	1	Low	22.47	27.26
					1	Mid	22.65	27.34
					1	High	22.49	27.27
					3	Low	22.54	27.39
					3	High	22.53	27.44
					6	Low	21.59	27.25
				16QAM	1	Low	21.62	26.47
					1	Mid	21.81	26.61
					1	High	21.63	26.46
					3	Low	21.59	27.56
					3	High	21.59	27.56
					6	Low	20.63	27.43
	1.4MHz	20643	848.3	QPSK	1	Low	22.42	27.34
					1	Mid	22.63	27.50
					1	High	22.45	27.41
3					Low	22.57	27.64	
3					High	22.56	27.69	
6					Low	21.55	27.46	
16QAM				1	Low	21.50	27.04	
				1	Mid	21.70	27.25	
				1	High	21.50	27.10	
				3	Low	21.81	27.38	
				3	High	21.85	27.45	
				6	Low	20.57	27.81	

OUTPUT POWER FOR LTE BAND 5 (3.0MHZ)

Band	Band Width	Channel	Frequency (MHz)	Modulation	RB Configuration		Average Power(dBm)	Peak Power(dBm)
					RB Size	RB Offset		
Band 5	3.0 MHz	20415	825.5	QPSK	1	Low	22.53	27.31
					1	Mid	22.52	27.42
					1	High	22.51	27.51
					8	Low	21.58	27.58
					8	High	21.59	27.61
					15	Low	21.60	27.83
				16QAM	1	Low	22.14	27.99
					1	Mid	22.15	28.06
					1	High	22.21	28.42
					8	Low	20.73	27.53
					8	High	20.76	27.77
					15	Low	20.66	27.90
	3.0 MHz	20525	836.5	QPSK	1	Low	22.57	27.23
					1	Mid	22.55	27.16
					1	High	22.56	27.13
					8	Low	21.62	27.58
					8	High	21.60	27.53
					15	Low	21.66	28.10
				16QAM	1	Low	21.66	26.74
					1	Mid	21.58	26.71
					1	High	21.57	26.66
					8	Low	20.68	27.20
					8	High	20.63	27.20
					15	Low	20.68	27.88
	3.0 MHz	20635	847.5	QPSK	1	Low	22.55	27.16
					1	Mid	22.52	27.17
					1	High	22.52	27.31
8					Low	21.63	27.28	
8					High	21.60	27.35	
15					Low	21.63	27.78	
16QAM				1	Low	21.73	26.54	
				1	Mid	21.71	26.52	
				1	High	21.67	26.57	
				8	Low	20.61	26.84	
				8	High	20.59	26.91	
				15	Low	20.59	27.55	

OUTPUT POWER FOR LTE BAND 5 (5.0MHZ)

Band	Band Width	Channel	Frequency (MHz)	Modulation	RB Configuration		Average Power(dBm)	Peak Power(dBm)
					RB Size	RB Offset		
Band 5	5.0 MHz	20425	826.5	QPSK	1	Low	22.45	27.94
					1	Mid	22.61	28.12
					1	High	22.47	28.14
					12	Low	21.57	27.61
					12	High	21.60	27.79
					25	Low	21.58	28.08
				16QAM	1	Low	21.36	27.14
					1	Mid	21.56	27.39
					1	High	21.49	27.39
					12	Low	20.57	27.95
					12	High	20.64	28.11
					25	Low	20.67	28.43
	5.0 MHz	20525	836.5	QPSK	1	Low	22.48	27.44
					1	Mid	22.57	27.36
					1	High	22.48	27.21
					12	Low	21.58	27.31
					12	High	21.58	27.17
					25	Low	21.62	27.76
				16QAM	1	Low	21.62	27.46
					1	Mid	21.65	27.37
					1	High	21.60	27.26
					12	Low	20.63	27.19
					12	High	20.62	27.14
					25	Low	20.66	27.59
	5.0 MHz	20625	846.5	QPSK	1	Low	22.48	27.05
					1	Mid	22.60	27.11
					1	High	22.49	27.18
					12	Low	21.60	27.56
					12	High	21.55	27.62
					25	Low	21.59	27.52
16QAM				1	Low	21.81	27.03	
				1	Mid	21.91	27.13	
				1	High	21.82	27.22	
				12	Low	20.64	27.13	
				12	High	20.65	27.23	
				25	Low	20.63	28.47	

OUTPUT POWER FOR LTE BAND 5 (10.0MHZ)

Band	Band Width	Channel	Frequency (MHz)	Modulation	RB Configuration		Average Power(dBm)	Peak Power(dBm)
					RB Size	RB Offset		
Band 5	10.0 MHz	20450	829.0	QPSK	1	Low	22.47	27.21
					1	Mid	22.69	27.51
					1	High	22.56	27.16
					25	Low	21.73	27.96
					25	High	21.72	27.85
					50	Low	21.68	27.96
				16QAM	1	Low	22.18	27.87
					1	Mid	22.36	28.17
					1	High	22.17	27.78
					25	Low	20.76	28.01
					25	High	20.79	27.91
					50	Low	20.70	28.39
	10.0 MHz	20525	836.5	QPSK	1	Low	22.62	27.47
					1	Mid	22.72	27.23
					1	High	22.54	27.01
					25	Low	21.69	27.96
					25	High	21.65	27.74
					50	Low	21.70	27.77
				16QAM	1	Low	21.67	27.01
					1	Mid	21.72	26.88
					1	High	21.58	26.63
					25	Low	20.79	27.66
					25	High	20.77	27.45
					50	Low	20.73	28.26
	10.0 MHz	20600	844.0	QPSK	1	Low	22.54	27.05
					1	Mid	22.59	26.97
					1	High	22.55	27.16
					25	Low	21.65	27.30
					25	High	21.62	27.38
					50	Low	21.67	27.56
16QAM				1	Low	21.69	26.39	
				1	Mid	21.84	26.44	
				1	High	21.75	26.63	
				25	Low	20.68	27.43	
				25	High	20.65	27.46	
				50	Low	20.65	27.30	

4.5 LTE BAND 17

OUTPUT POWER FOR LTE BAND 17 (5.0MHZ)

Band	Band Width	Channel	Frequency (MHz)	Modulation	RB Configuration		Average Power(dBm)	Peak Power(dBm)
					RB Size	RB Offset		
Band 17	5.0 MHz	23755	706.5	QPSK	1	Low	22.52	27.88
					1	Mid	22.66	27.80
					1	High	22.51	27.63
					12	Low	21.58	27.88
					12	High	21.58	27.57
				25	Low	21.61	28.10	
				16QAM	1	Low	21.60	27.81
					1	Mid	21.71	27.75
					1	High	21.59	27.80
					12	Low	20.58	27.78
	12	High	20.61		27.79			
	5.0 MHz	23790	710.0	QPSK	1	Low	22.53	27.60
					1	Mid	22.67	27.46
					1	High	22.52	27.48
					12	Low	21.60	28.01
					12	High	21.50	28.09
				25	Low	21.59	28.16	
				16QAM	1	Low	21.61	27.97
					1	Mid	21.71	27.93
					1	High	21.61	27.94
					12	Low	20.64	27.80
	12	High	20.60		27.85			
	5.0 MHz	23825	713.5	QPSK	1	Low	22.54	27.84
					1	Mid	22.66	27.76
					1	High	22.50	27.35
					12	Low	21.65	28.29
					12	High	21.53	28.02
				25	Low	21.61	28.19	
				16QAM	1	Low	21.83	27.73
					1	Mid	21.97	27.71
1					High	21.80	27.28	
12					Low	20.72	27.87	
12	High	20.64	27.60					
25	Low	20.59	28.33					

OUTPUT POWER FOR LTE BAND 17 (10.0MHZ)

Band	Band Width	Channel	Frequency (MHz)	Modulation	RB Configuration		Average Power(dBm)	Peak Power(dBm)
					RB Size	RB Offset		
Band 17	10.0 MHz	23780	709.0	QPSK	1	Low	22.58	27.73
					1	Mid	22.70	27.64
					1	High	22.56	27.53
					25	Low	21.66	28.06
					25	High	21.61	28.08
					50	Low	21.65	28.13
				16QAM	1	Low	22.26	28.30
					1	Mid	22.35	28.14
					1	High	22.17	28.04
					25	Low	20.71	28.08
					25	High	20.69	28.14
					50	Low	20.64	28.43
	10.0 MHz	23790	710.0	QPSK	1	Low	22.56	27.76
					1	Mid	22.70	27.78
					1	High	22.57	27.55
					25	Low	21.65	28.33
					25	High	21.60	28.26
					50	Low	21.68	28.12
				16QAM	1	Low	21.61	27.27
					1	Mid	21.75	27.33
					1	High	21.58	27.12
					25	Low	20.75	28.10
					25	High	20.69	28.07
					50	Low	20.65	28.50
	10.0 MHz	23800	711.0	QPSK	1	Low	22.55	27.89
					1	Mid	22.73	27.82
					1	High	22.59	27.24
25					Low	21.70	28.09	
25					High	21.59	27.99	
50					Low	21.62	28.01	
16QAM				1	Low	21.71	27.03	
				1	Mid	21.88	27.18	
				1	High	21.72	26.76	
				25	Low	20.73	28.16	
				25	High	20.62	28.22	
				50	Low	20.60	27.99	

5. OCCUPIED BANDWIDTH

RULE PART(S)

FCC: §2.1049

LIMITS

For reporting purposes only

TEST PROCEDURE

The transmitter output was connected to a calibrated coaxial cable and coupler, the other end of which was connected to a spectrum analyzer. The occupied bandwidth was measured with the spectrum analyzer at the low, middle and high channel in each band. The -26dB bandwidth was also measured and recorded.

MODES TESTED

- LTE Band 2
- LTE Band 4
- LTE Band 5
- LTE Band 17

RESULTS

PASS

Test results:

Band	Mode	RB Size/RB Offset	Frequency (MHz)	99% Occupied Bandwidth (MHz)	-26dBc Occupied Bandwidth (MHz)
LTE Band 2	1.4MHz BAND QPSK	6/0	1880.0	1.08	1.24
	1.4MHz BAND 16QAM	6/0	1880.0	1.09	1.24
	3.0MHz BAND QPSK	15/0	1880.0	2.69	2.87
	3.0MHz BAND 16QAM	15/0	1880.0	2.69	2.86
	5.0MHz BAND QPSK	25/0	1880.0	4.49	4.90
	5.0MHz BAND 16QAM	25/0	1880.0	4.49	4.85
	10.0MHz BAND QPSK	50/0	1880.0	8.98	9.56
	10.0MHz BAND 16QAM	50/0	1880.0	8.97	9.53
	15.0MHz BAND QPSK	75/0	1880.0	13.46	14.27
	15.0MHz BAND 16QAM	75/0	1880.0	13.46	14.25
	20.0MHz BAND QPSK	100/0	1880.0	17.96	19.03
20.0MHz BAND 16QAM	100/0	1880.0	17.95	19.03	

Band	Mode	RB Size/RB Offset	Frequency (MHz)	99% Occupied Bandwidth (MHz)	-26dBc Occupied Bandwidth (MHz)
LTE Band 4	1.4MHz BAND QPSK	6/0	1732.5	1.08	1.24
	1.4MHz BAND 16QAM	6/0	1732.5	1.08	1.26
	3.0MHz BAND QPSK	15/0	1732.5	2.69	2.87
	3.0MHz BAND 16QAM	15/0	1732.5	2.69	2.87
	5.0MHz BAND QPSK	25/0	1732.5	4.49	4.89
	5.0MHz BAND 16QAM	25/0	1732.5	4.49	4.87
	10.0MHz BAND QPSK	50/0	1732.5	8.97	9.54
	10.0MHz BAND 16QAM	50/0	1732.5	8.97	9.54
	15.0MHz BAND QPSK	75/0	1732.5	13.46	14.27
	15.0MHz BAND 16QAM	75/0	1732.5	13.46	14.27
	20.0MHz BAND QPSK	100/0	1732.5	17.93	19.02
	20.0MHz BAND 16QAM	100/0	1732.5	17.93	19.03

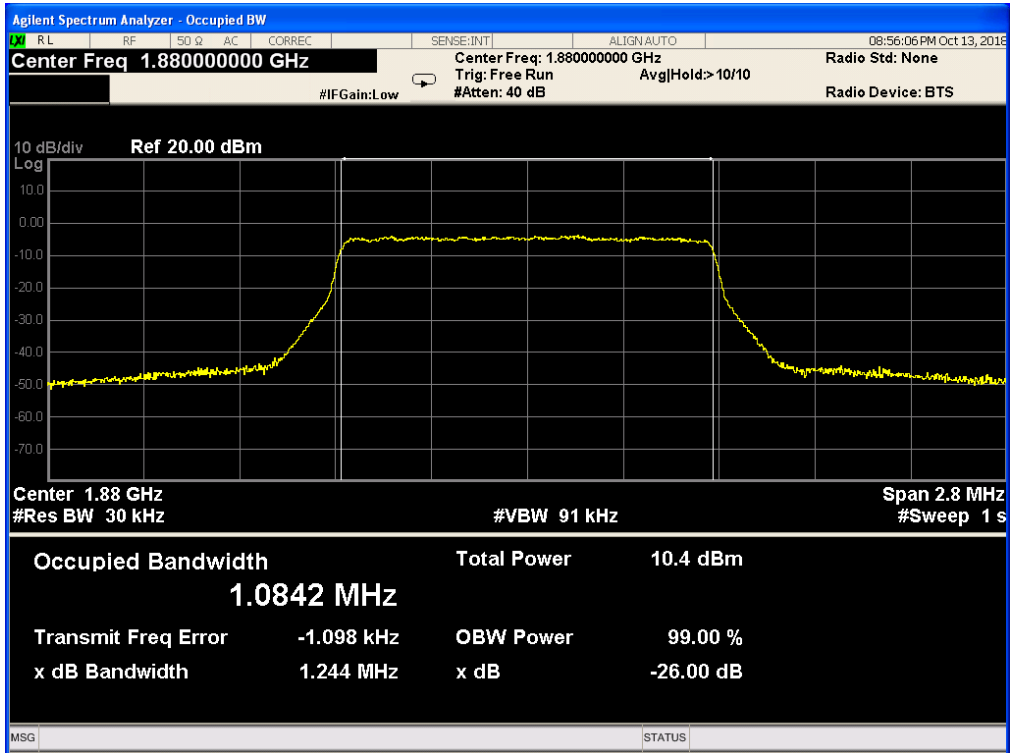
Band	Mode	RB Size/RB Offset	Frequency (MHz)	99% Occupied Bandwidth (MHz)	-26dBc Occupied Bandwidth (MHz)
LTE Band 5	1.4MHz BAND QPSK	6/0	836.5	1.08	1.25
	1.4MHz BAND 16QAM	6/0	836.5	1.08	1.27
	3.0MHz BAND QPSK	15/0	836.5	2.69	2.87
	3.0MHz BAND 16QAM	15/0	836.5	2.69	2.86
	5.0MHz BAND QPSK	25/0	836.5	4.49	4.89
	5.0MHz BAND 16QAM	25/0	836.5	4.49	4.85
	10.0MHz BAND QPSK	50/0	836.5	8.97	9.54
	10.0MHz BAND 16QAM	50/0	836.5	8.97	9.54

Band	Mode	RB Size/RB Offset	Frequency (MHz)	99% Occupied Bandwidth (MHz)	-26dBc Occupied Bandwidth (MHz)
LTE Band 17	5.0MHz BAND QPSK	25/0	710.0	4.49	4.92
	5.0MHz BAND 16QAM	25/0	710.0	4.49	4.87
	10.0MHz BAND QPSK	50/0	710.0	8.97	9.54
	10.0MHz BAND 16QAM	50/0	710.0	8.96	9.54

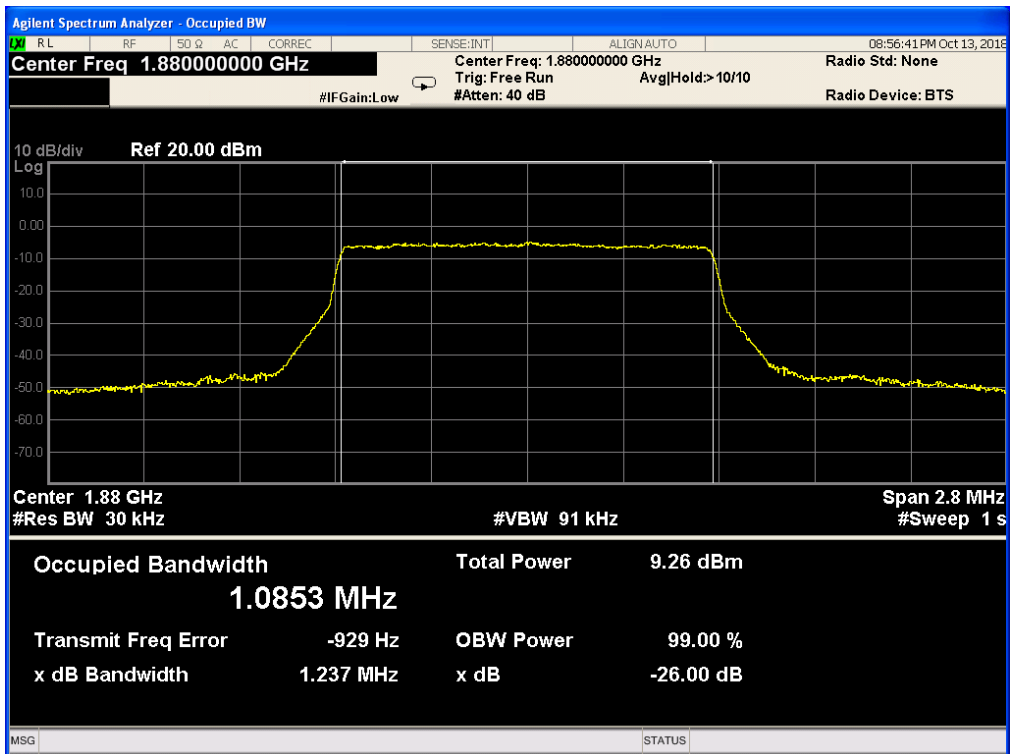
Note: This test was only measured at maximum RB allocation and at CENTER of band for each LTE BW

5.1 LTE BAND 2

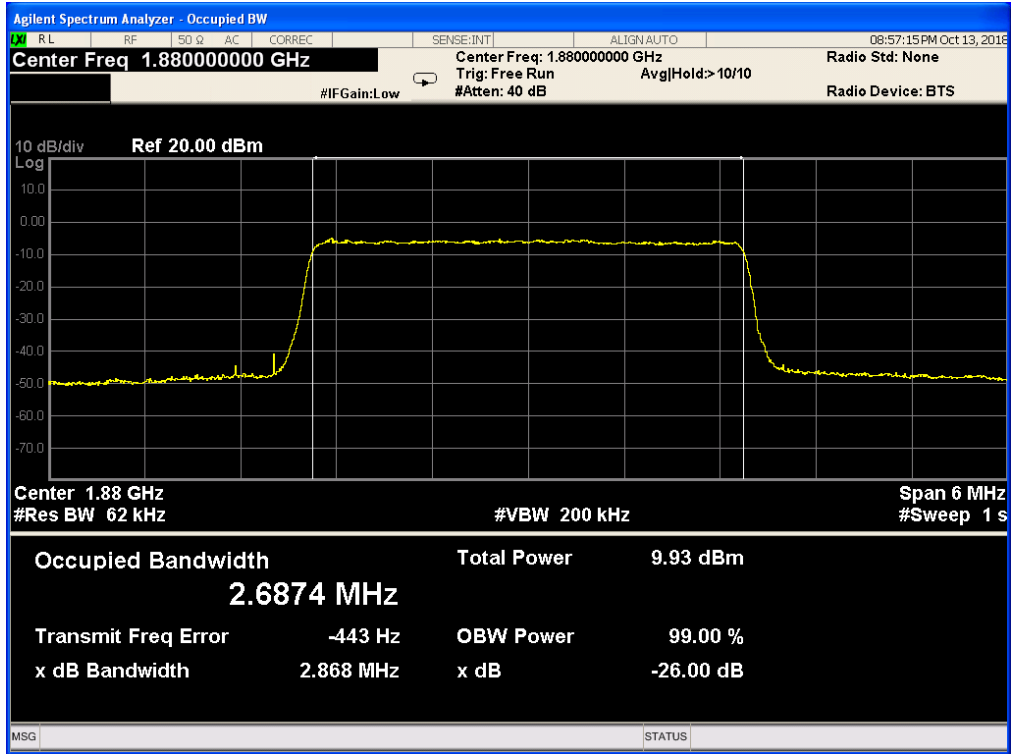
Band 2, UL Channel 18900, UL Frequency 1880.0, BW 1.4, NO. RB 6, RB POS. Low, QPSK



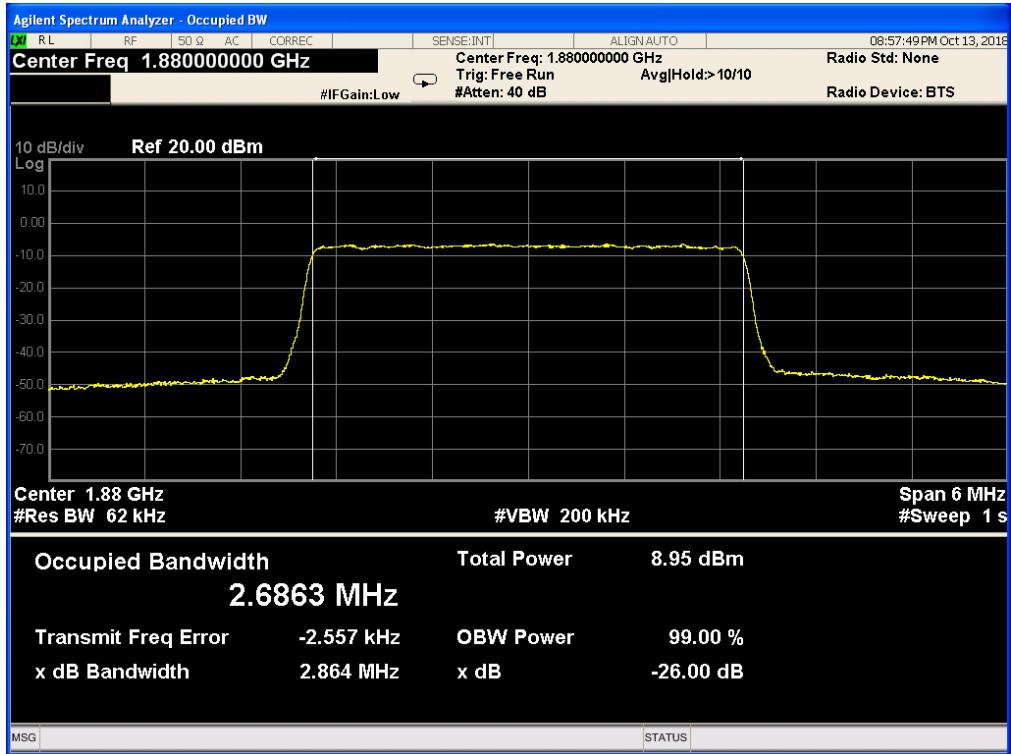
Band 2, UL Channel 18900, UL Frequency 1880.0, BW 1.4, NO. RB 6, RB POS. Low, 16-QAM



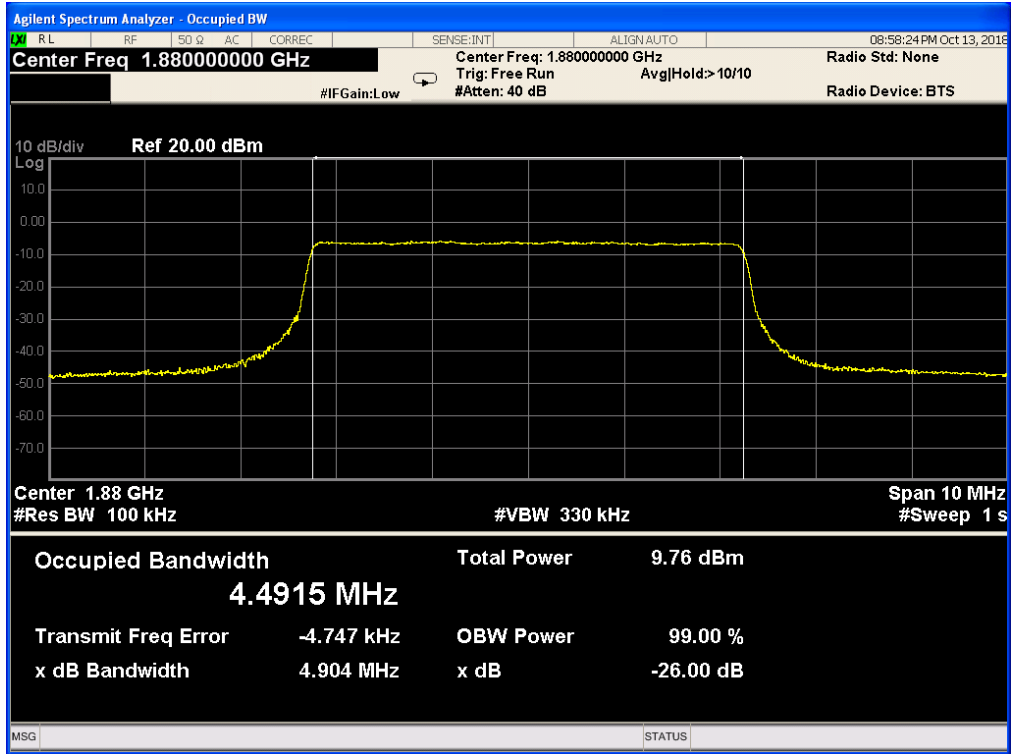
Band 2, UL Channel 18900, UL Frequency 1880.0, BW 3.0, NO. RB 15, RB POS. Low, QPSK



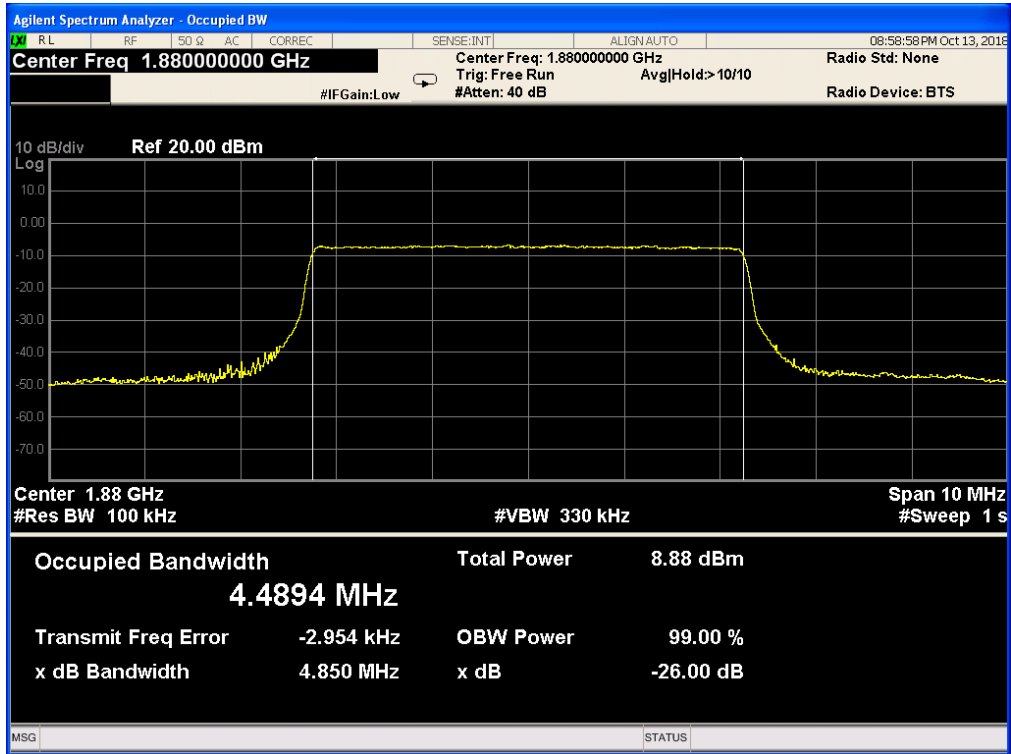
Band 2, UL Channel 18900, UL Frequency 1880.0, BW 3.0, NO. RB 15, RB POS. Low, 16-QAM



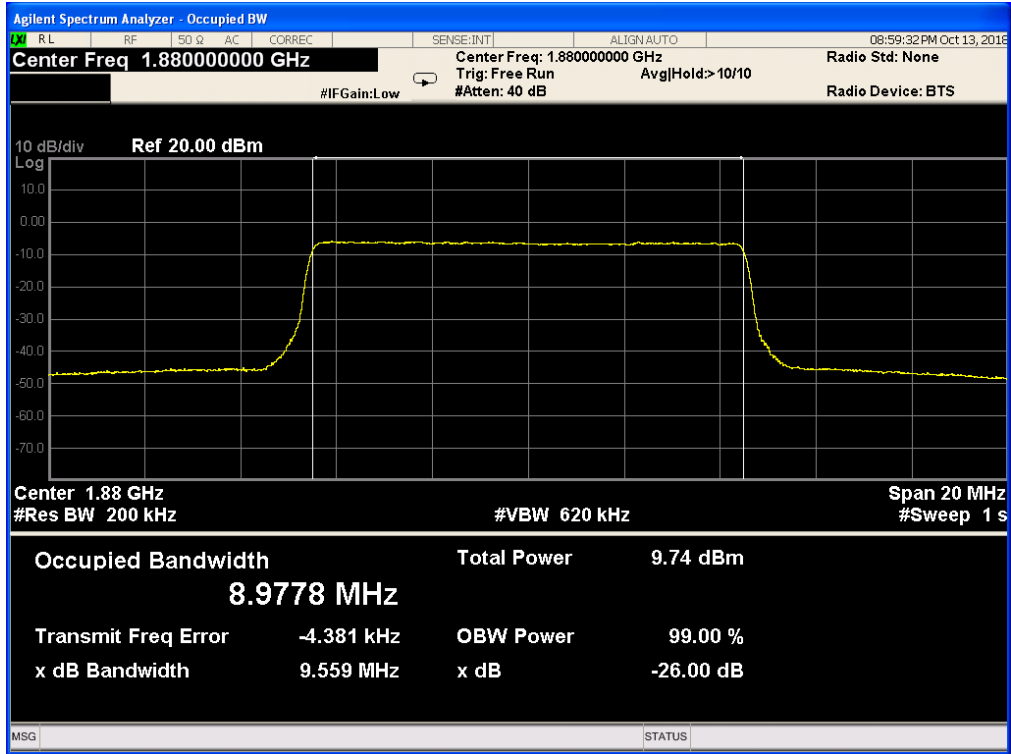
Band 2, UL Channel 18900, UL Frequency 1880.0, BW 5.0, NO. RB 25, RB POS. Low, QPSK



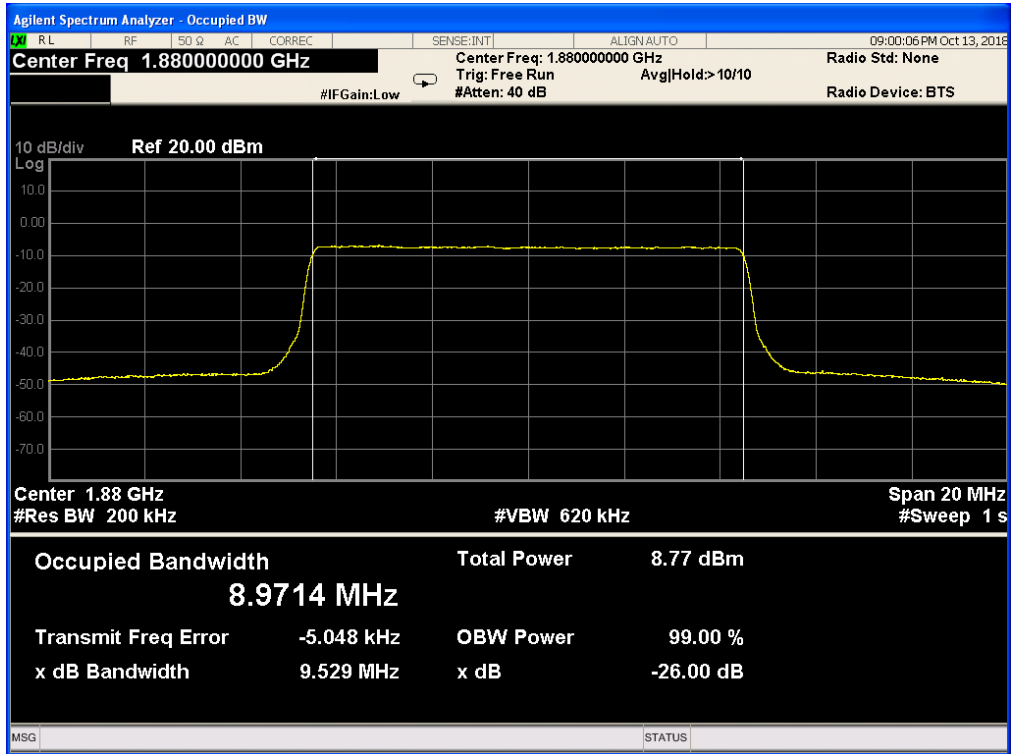
Band 2, UL Channel 18900, UL Frequency 1880.0, BW 5.0, NO. RB 25, RB POS. Low, 16-QAM



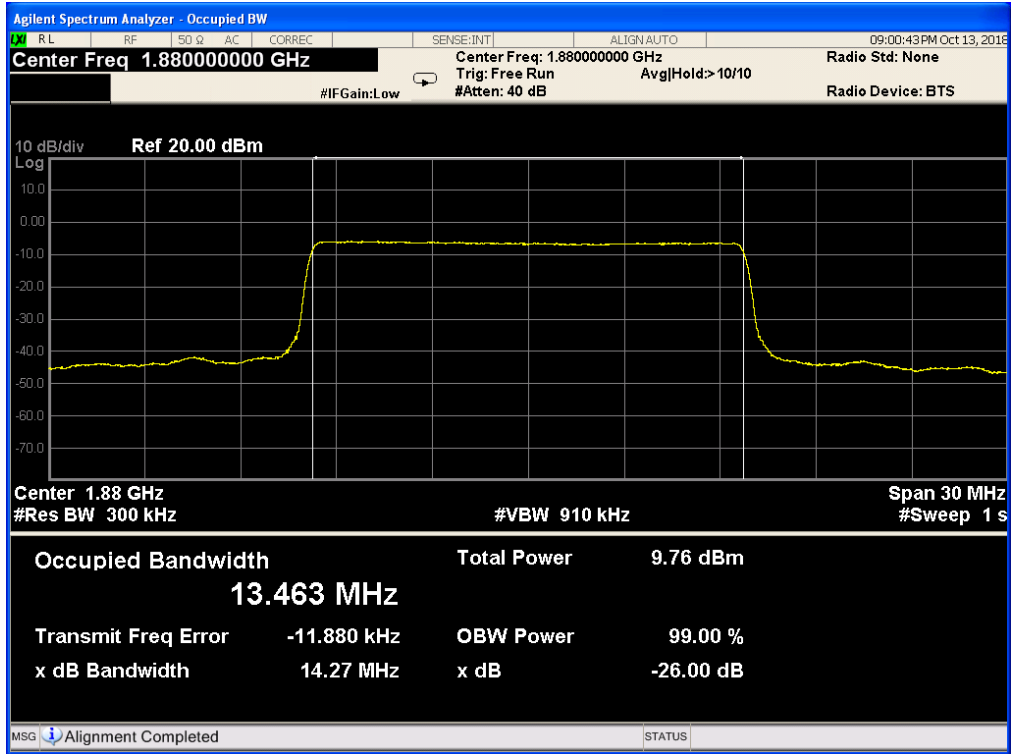
Band 2, UL Channel 18900, UL Frequency 1880.0, BW 10.0, NO. RB 50, RB POS. Low, QPSK



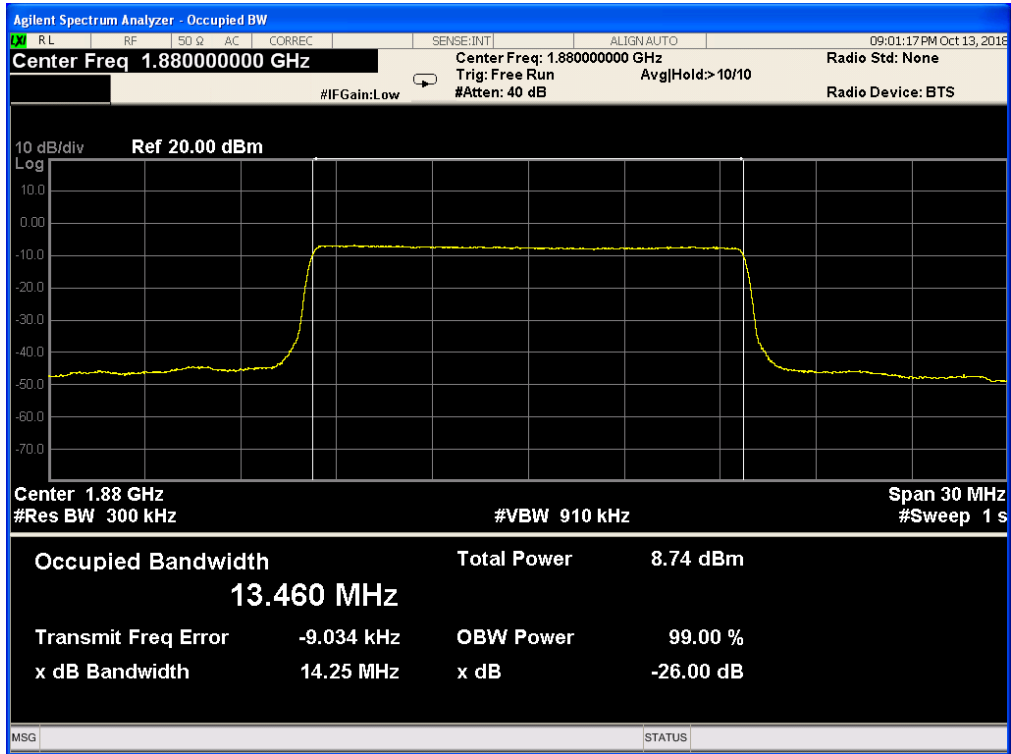
Band 2, UL Channel 18900, UL Frequency 1880.0, BW 10.0, NO. RB 50, RB POS. Low, 16-QAM



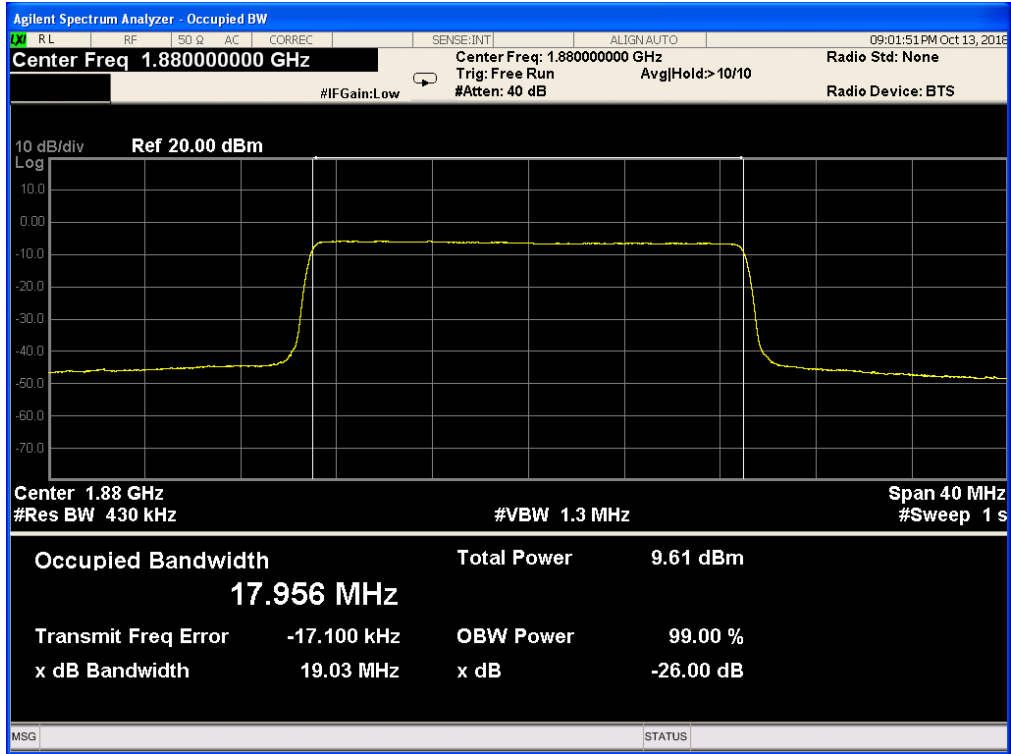
Band 2, UL Channel 18900, UL Frequency 1880.0, BW 15.0, NO. RB 75, RB POS. Low, QPSK



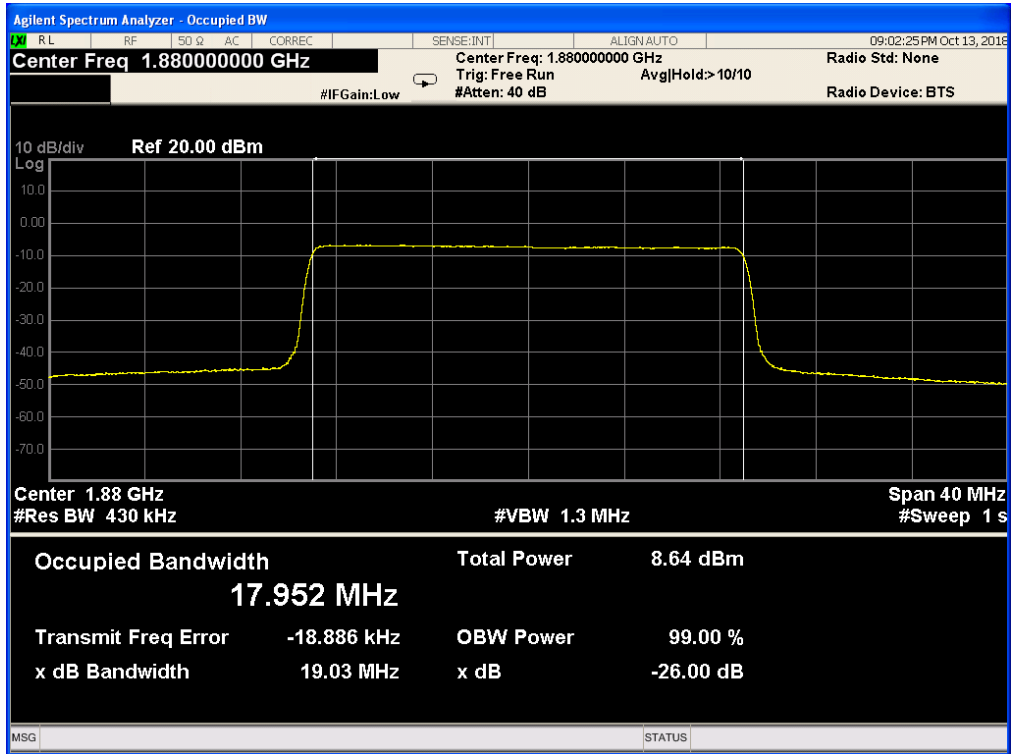
Band 2, UL Channel 18900, UL Frequency 1880.0, BW 15.0, NO. RB 75, RB POS. Low, 16-QAM



Band 2, UL Channel 18900, UL Frequency 1880.0, BW 20.0, NO. RB 100, RB POS. Low, QPSK

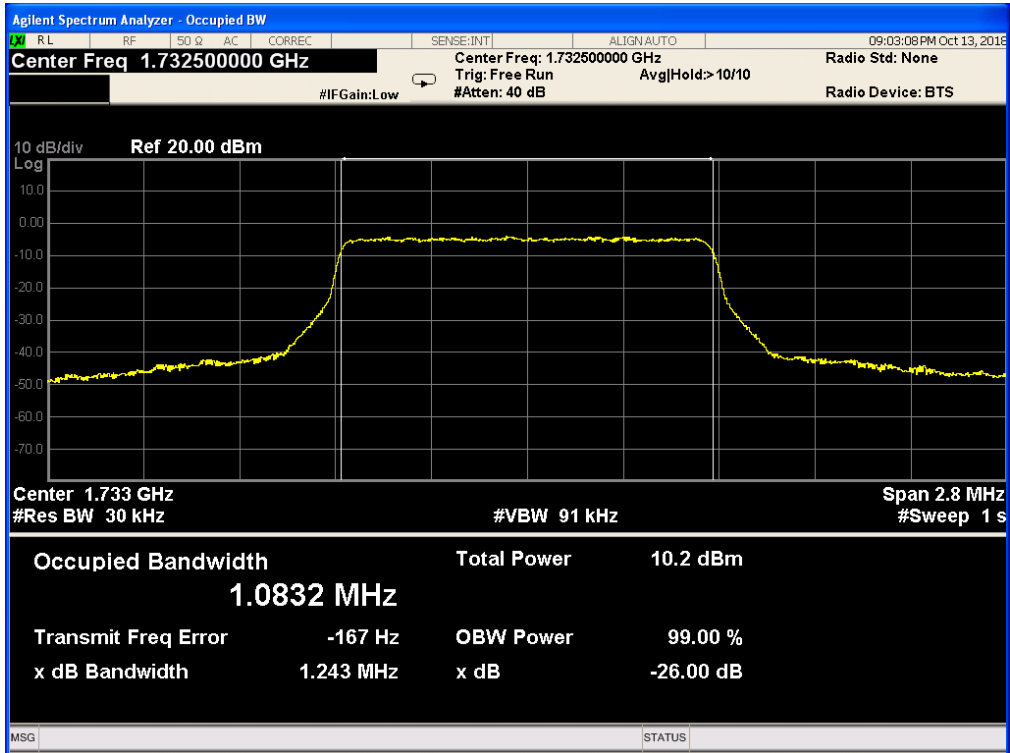


Band 2, UL Channel 18900, UL Frequency 1880.0, BW 20.0, NO. RB 100, RB POS. Low, 16-QAM

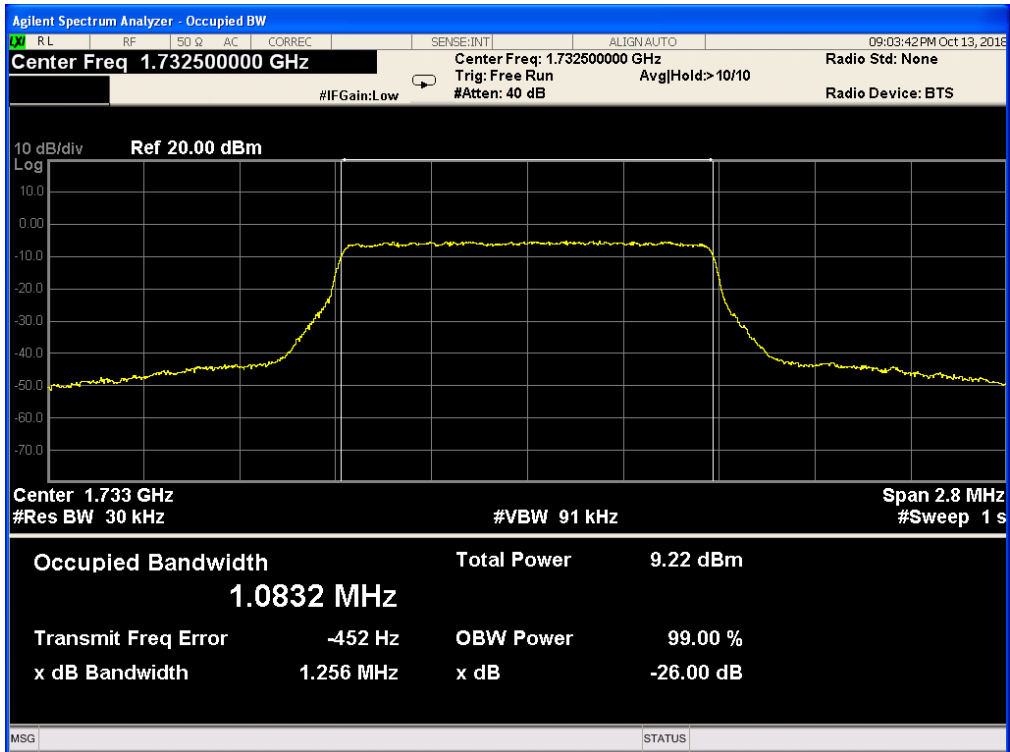


5.2 LTE BAND 4

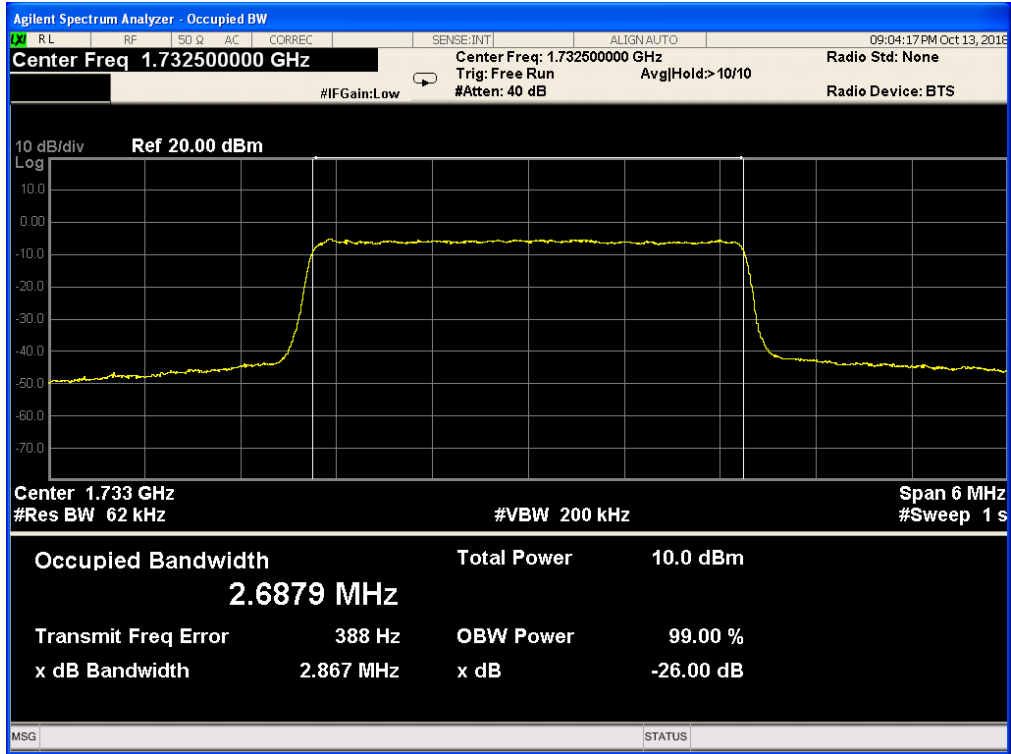
Band 4, UL Channel 20175, UL Frequency 1732.5, BW 1.4, NO. RB 6, RB POS. Low, QPSK



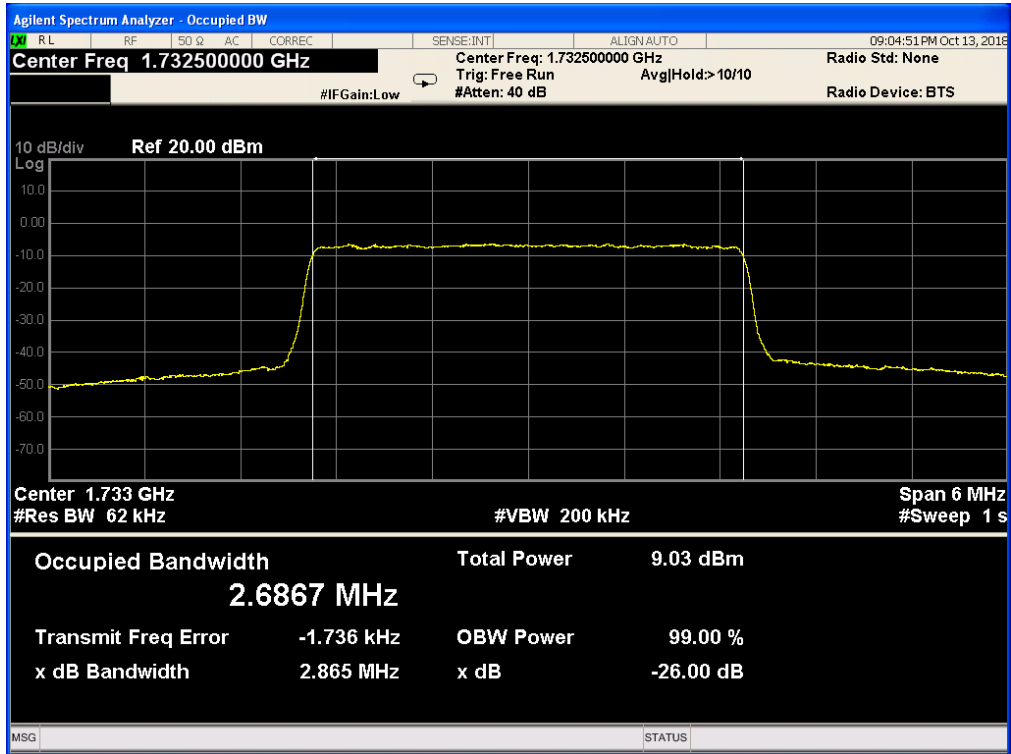
Band 4, UL Channel 20175, UL Frequency 1732.5, BW 1.4, NO. RB 6, RB POS. Low, 16-QAM



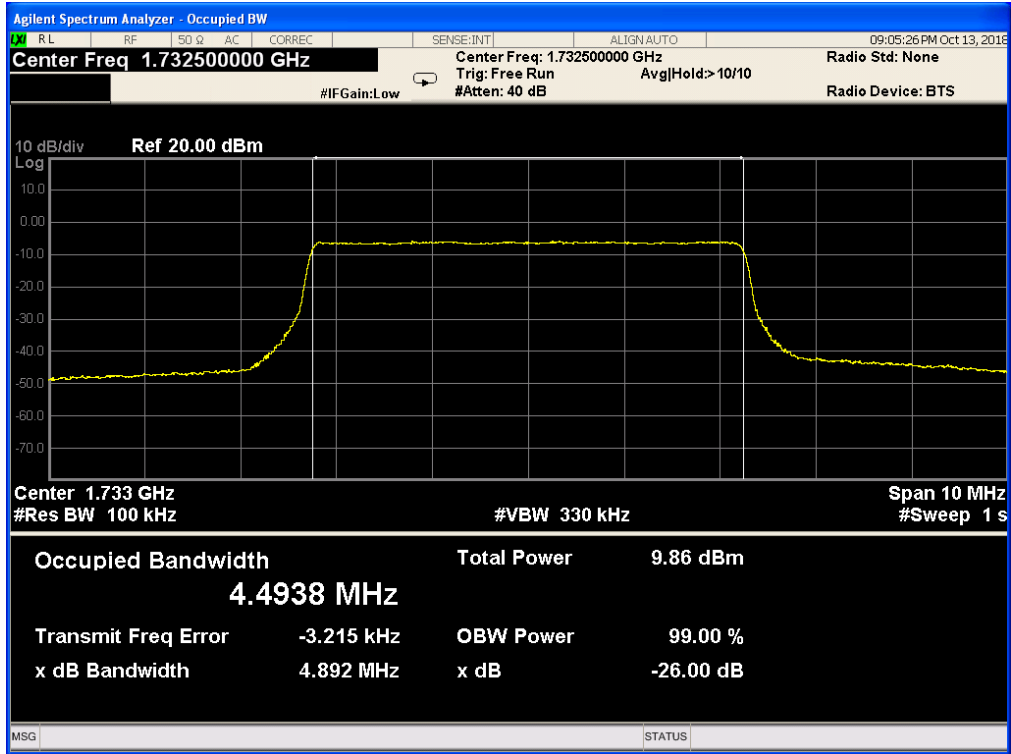
Band 4, UL Channel 20175, UL Frequency 1732.5, BW 3.0, NO. RB 15, RB POS. Low, QPSK



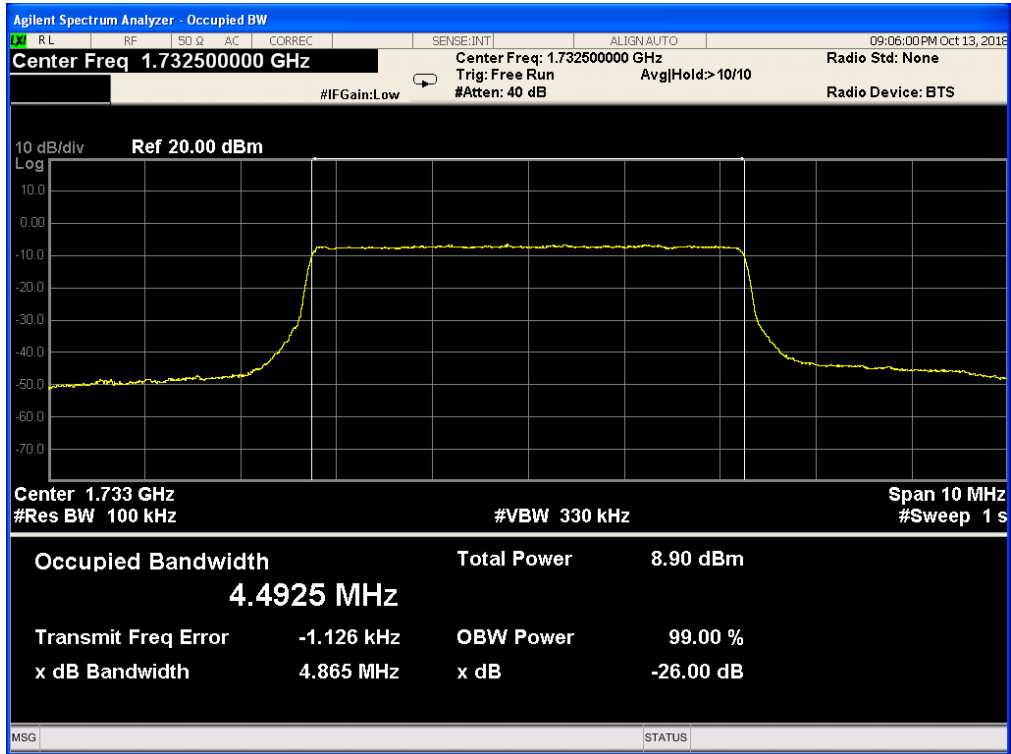
Band 4, UL Channel 20175, UL Frequency 1732.5, BW 3.0, NO. RB 15, RB POS. Low, 16-QAM



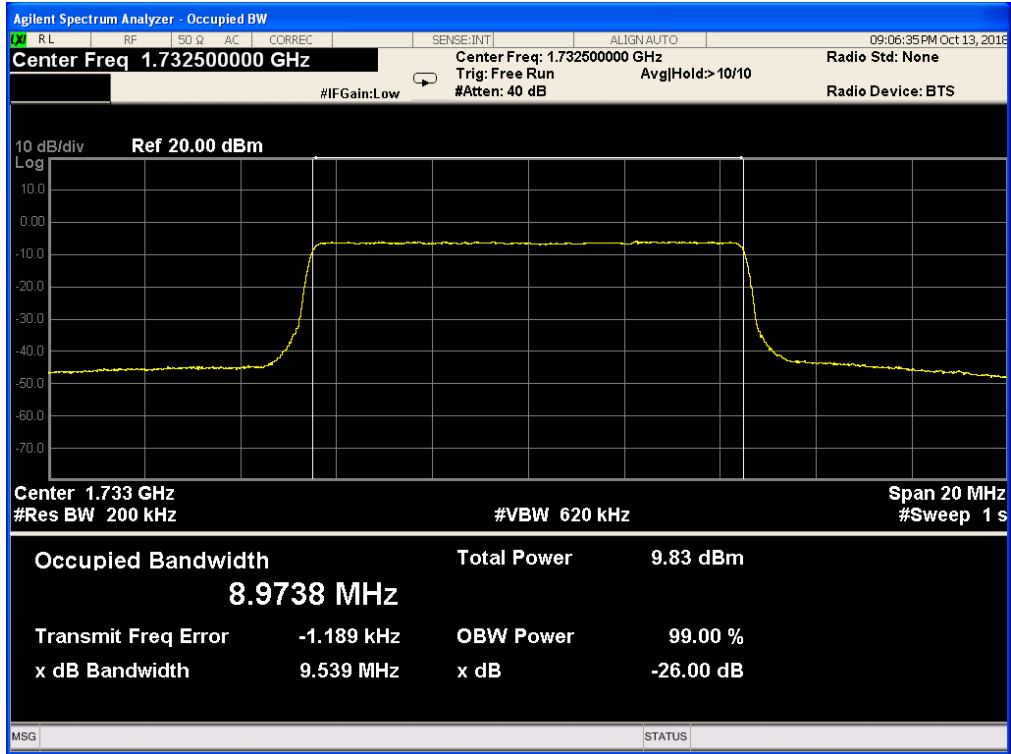
Band 4, UL Channel 20175, UL Frequency 1732.5, BW 5.0, NO. RB 25, RB POS. Low, QPSK



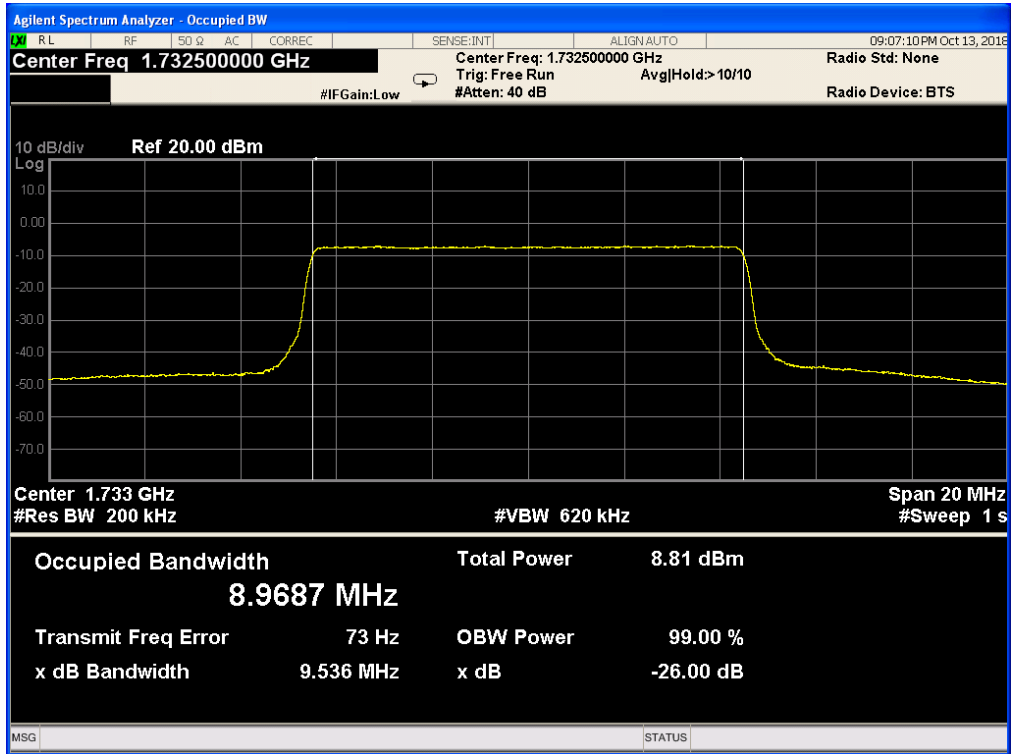
Band 4, UL Channel 20175, UL Frequency 1732.5, BW 5.0, NO. RB 25, RB POS. Low, 16-QAM



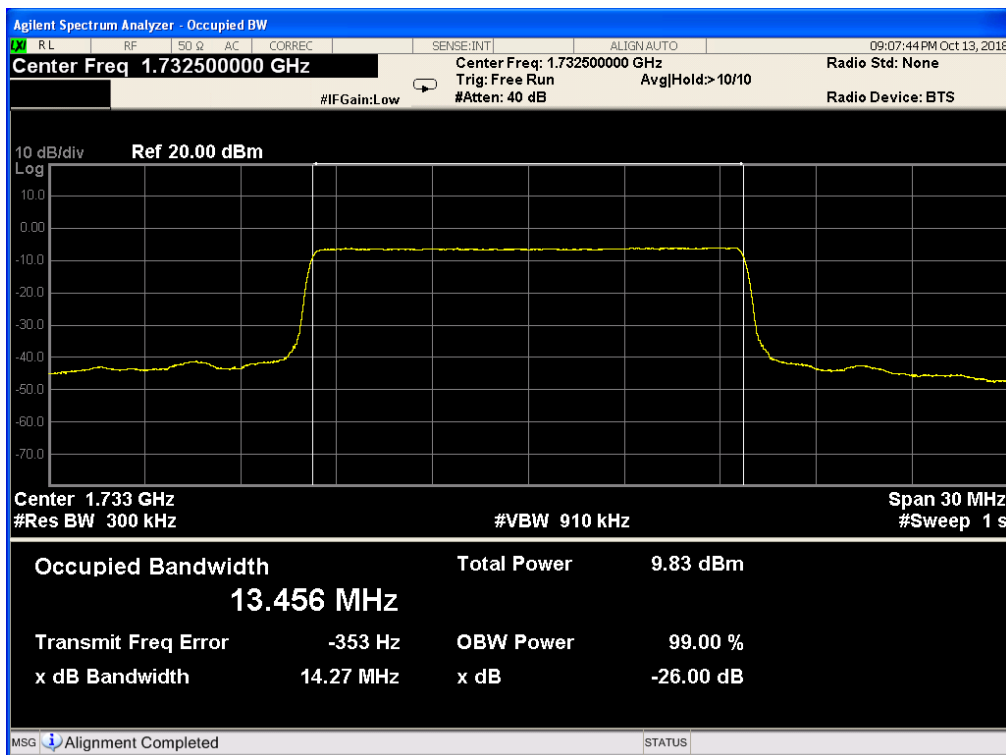
Band 4, UL Channel 20175, UL Frequency 1732.5, BW 10.0, NO. RB 50, RB POS. Low, QPSK



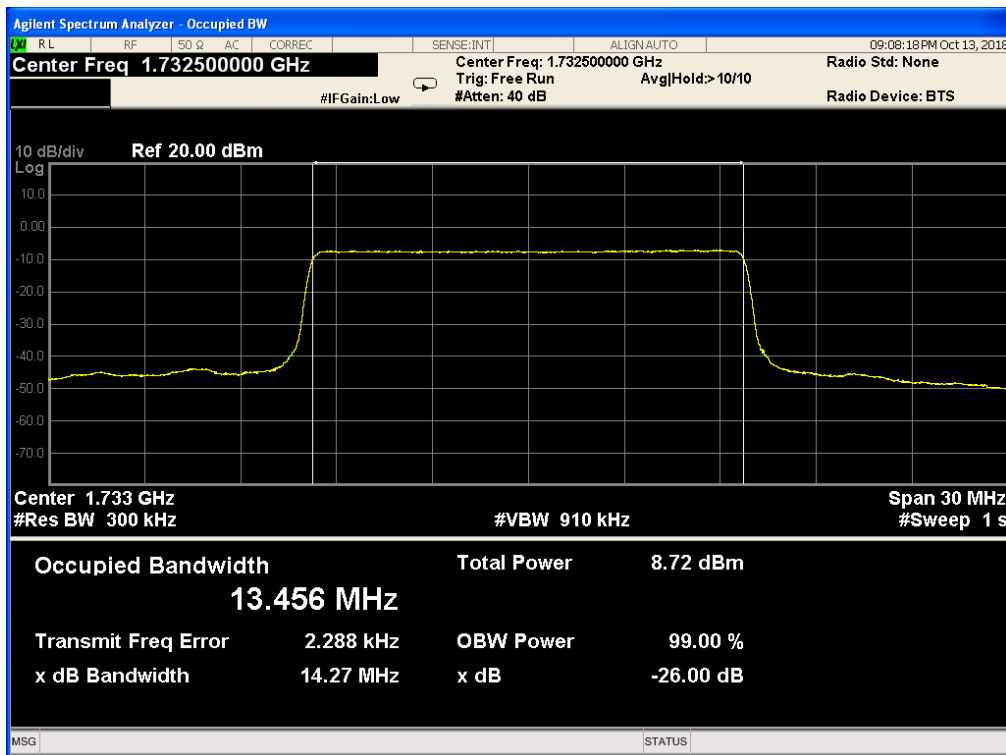
Band 4, UL Channel 20175, UL Frequency 1732.5, BW 10.0, NO. RB 50, RB POS. Low, 16-QAM



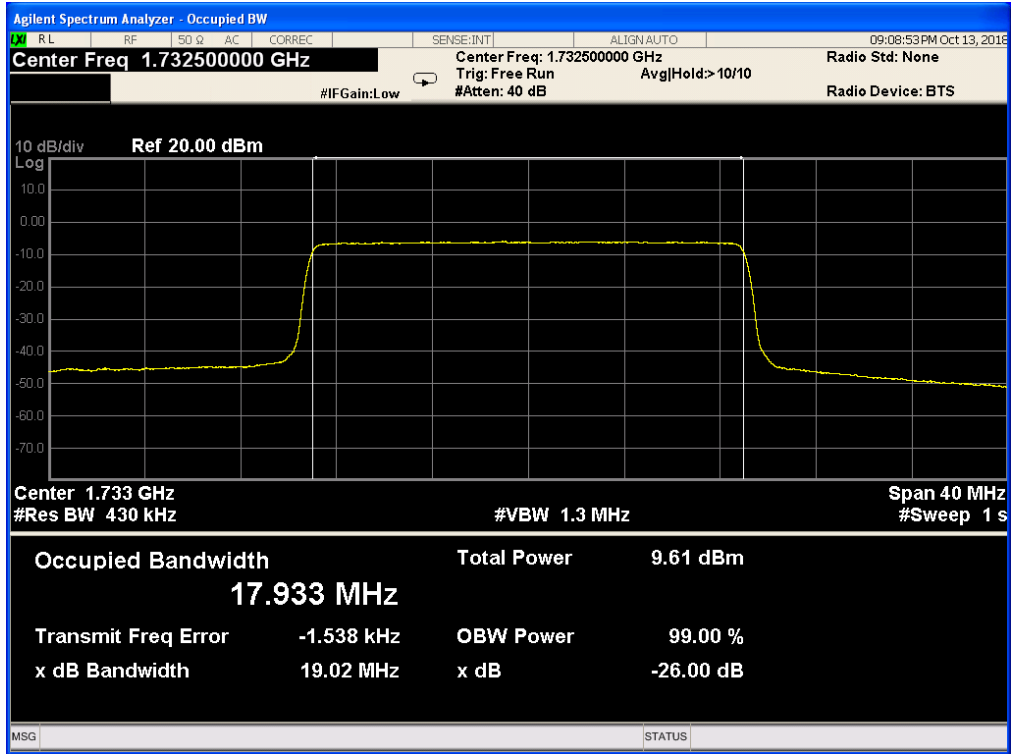
Band 4, UL Channel 20175, UL Frequency 1732.5, BW 15.0, NO. RB 75, RB POS. Low, QPSK



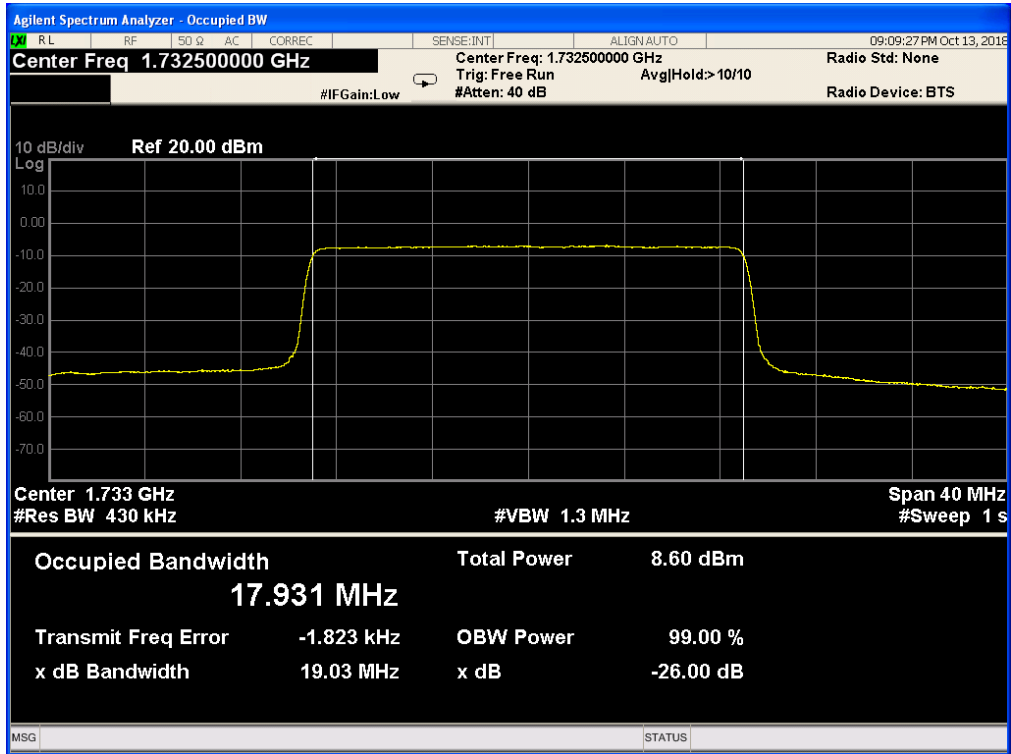
Band 4, UL Channel 20175, UL Frequency 1732.5, BW 15.0, NO. RB 75, RB POS. Low, 16-QAM



Band 4, UL Channel 20175, UL Frequency 1732.5, BW 20.0, NO. RB 100, RB POS. Low, QPSK

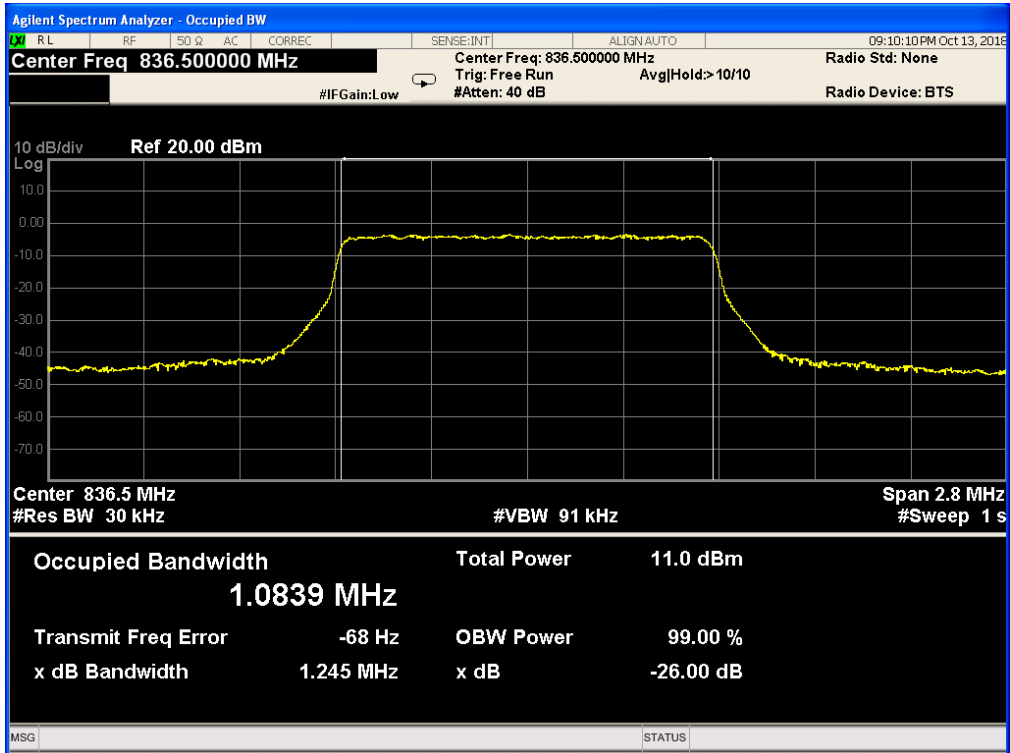


Band 4, UL Channel 20175, UL Frequency 1732.5, BW 20.0, NO. RB 100, RB POS. Low, 16-QAM

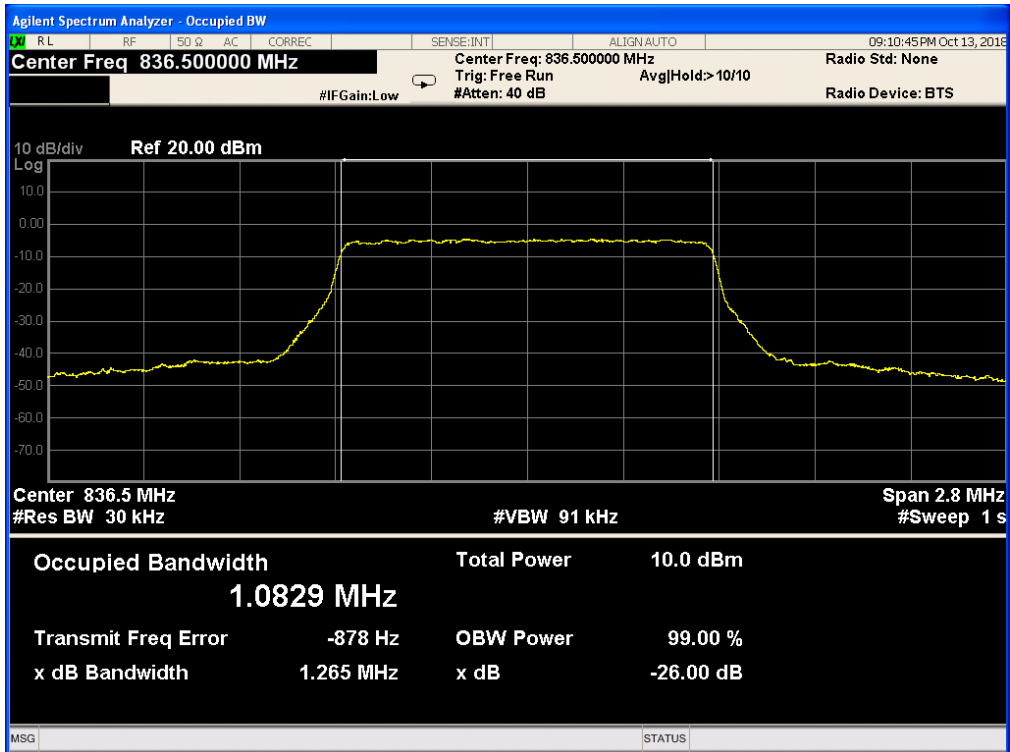


5.3 LTE BAND 5

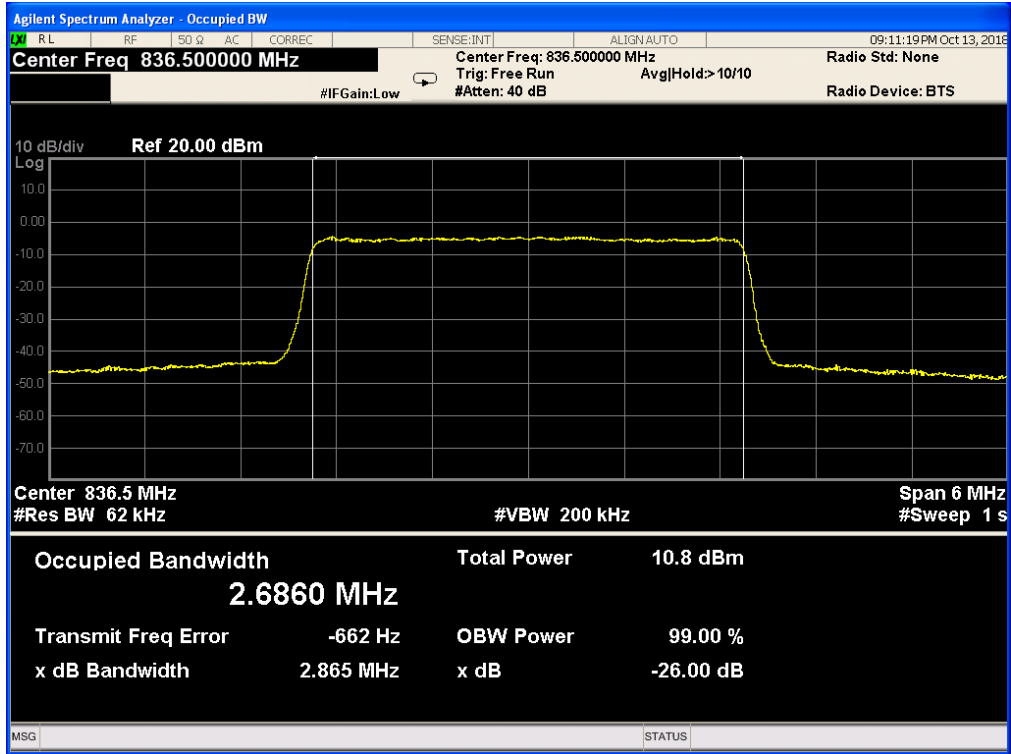
Band 5, UL Channel 20525, UL Frequency 836.5, BW 1.4, NO. RB 6, RB POS. Low, QPSK



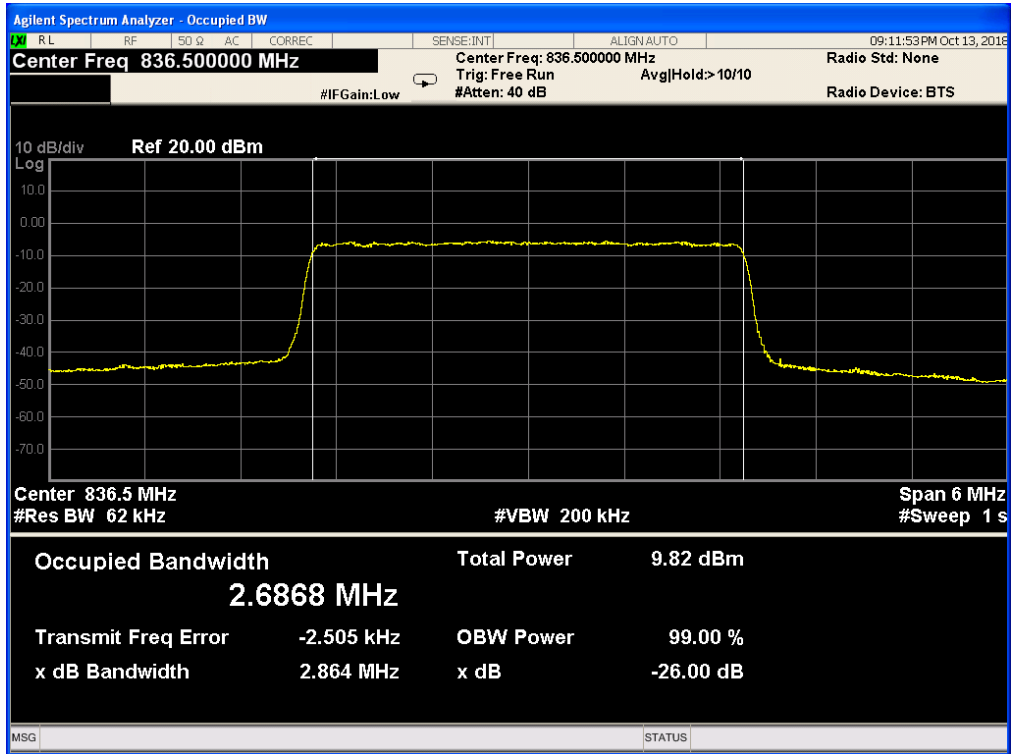
Band 5, UL Channel 20525, UL Frequency 836.5, BW 1.4, NO. RB 6, RB POS. Low, 16-QAM



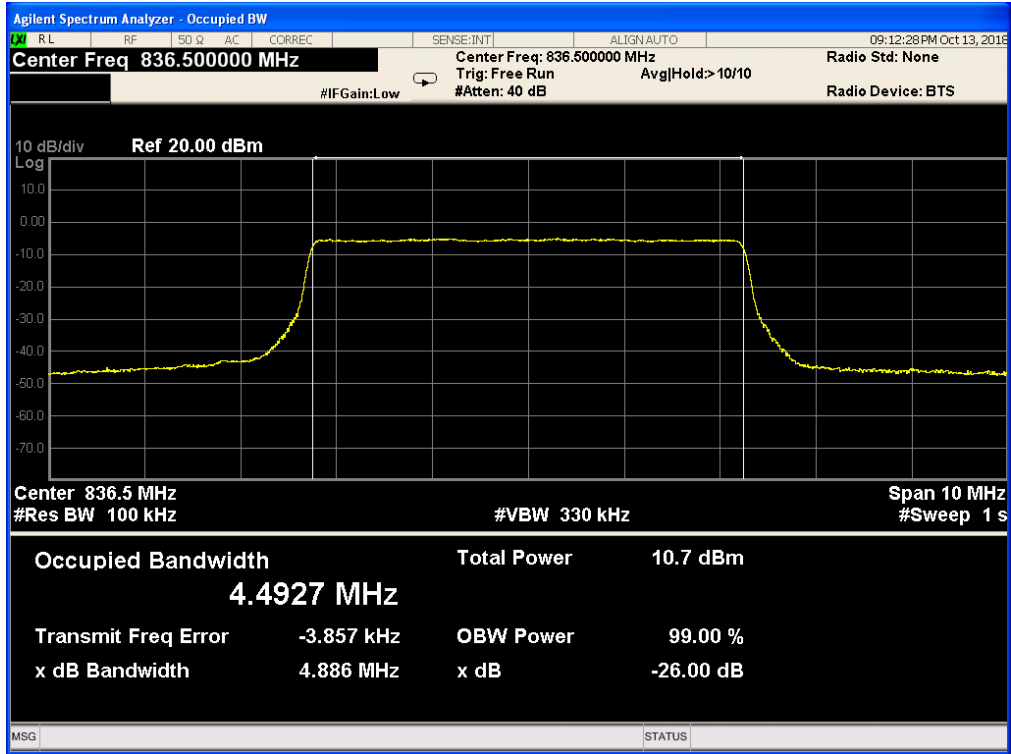
Band 5, UL Channel 20525, UL Frequency 836.5, BW 3.0, NO. RB 15, RB POS. Low, QPSK



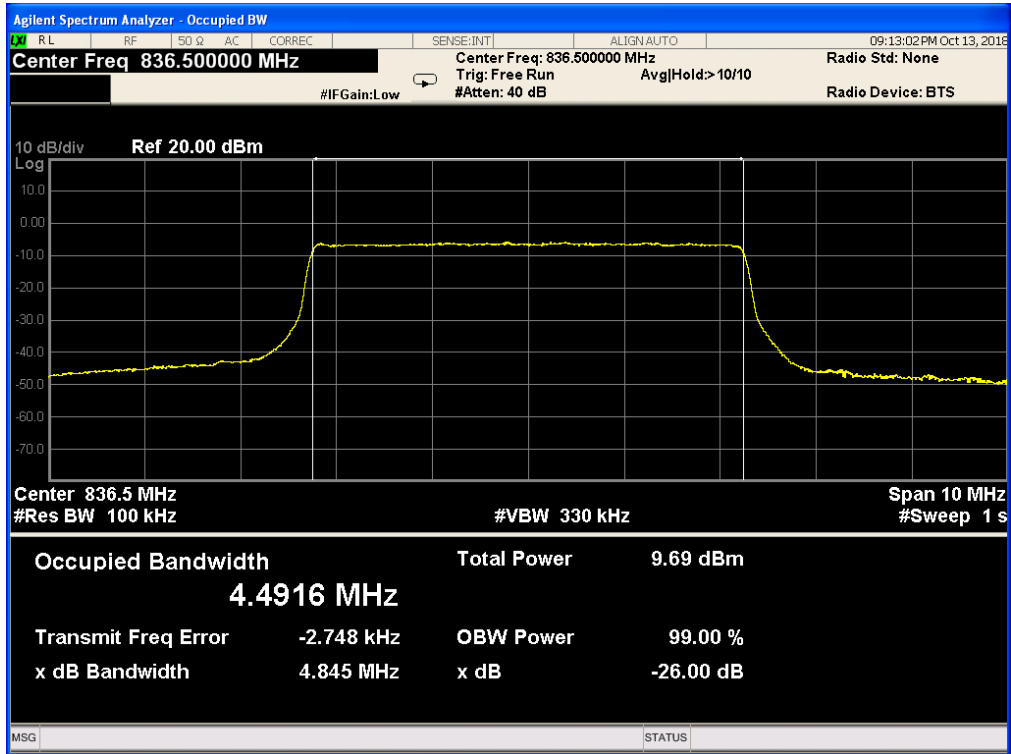
Band 5, UL Channel 20525, UL Frequency 836.5, BW 3.0, NO. RB 15, RB POS. Low, 16-QAM



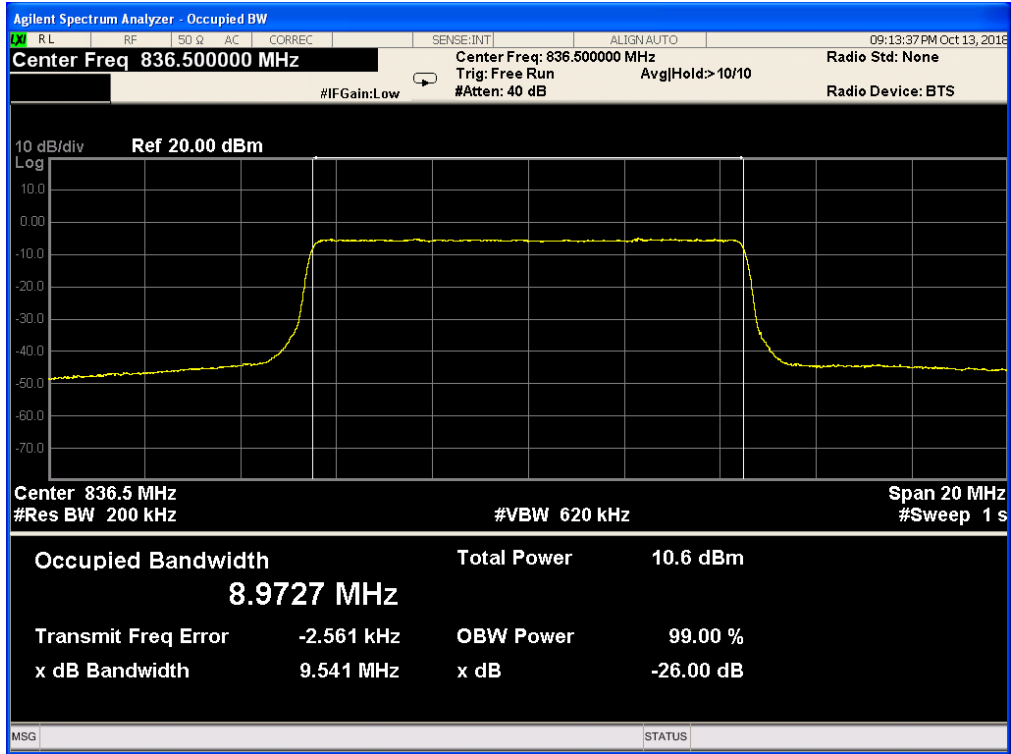
Band 5, UL Channel 20525, UL Frequency 836.5, BW 5.0, NO. RB 25, RB POS. Low, QPSK



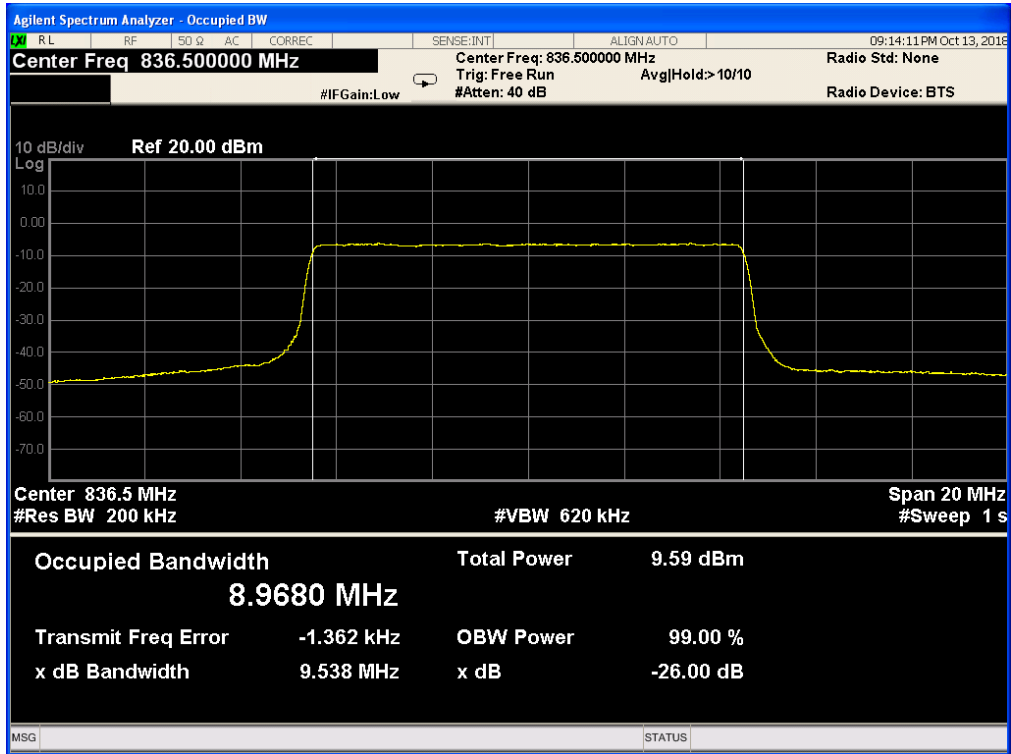
Band 5, UL Channel 20525, UL Frequency 836.5, BW 5.0, NO. RB 25, RB POS. Low, 16-QAM



Band 5, UL Channel 20525, UL Frequency 836.5, BW 10.0, NO. RB 50, RB POS. Low, QPSK

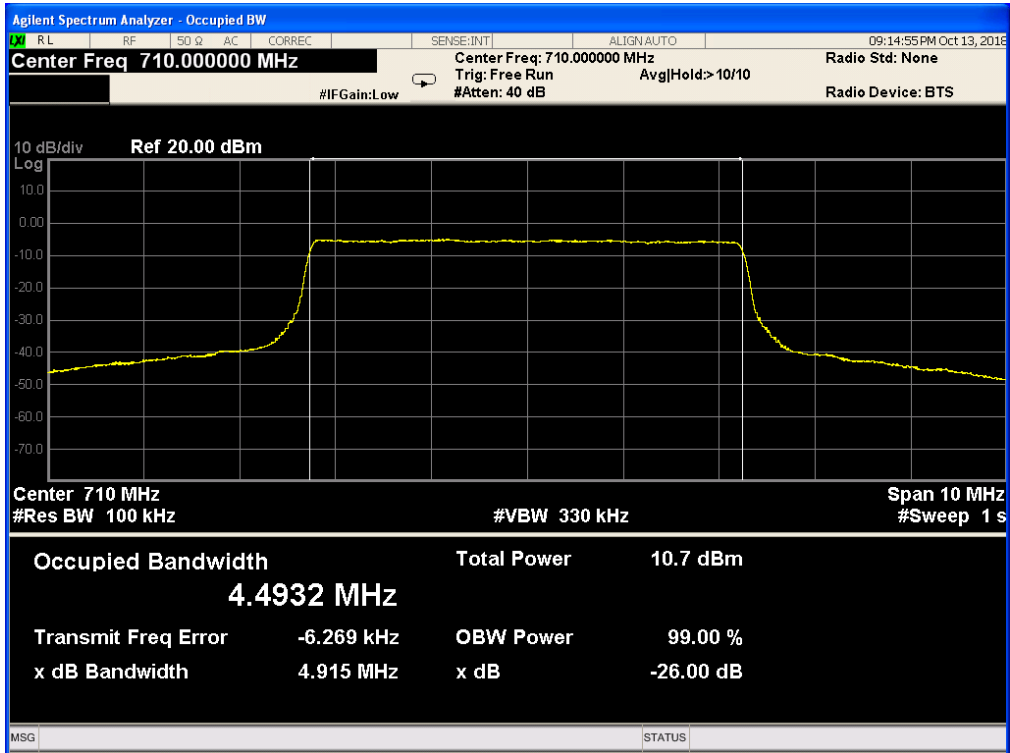


Band 5, UL Channel 20525, UL Frequency 836.5, BW 10.0, NO. RB 50, RB POS. Low, 16-QAM

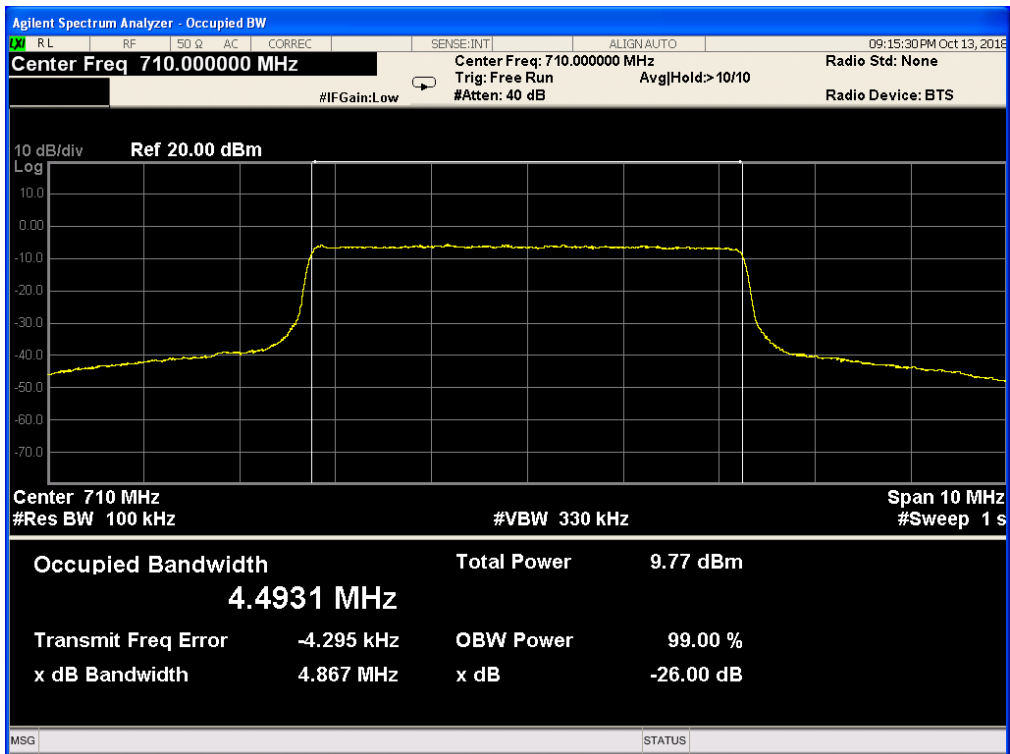


5.4 LTE BAND 17

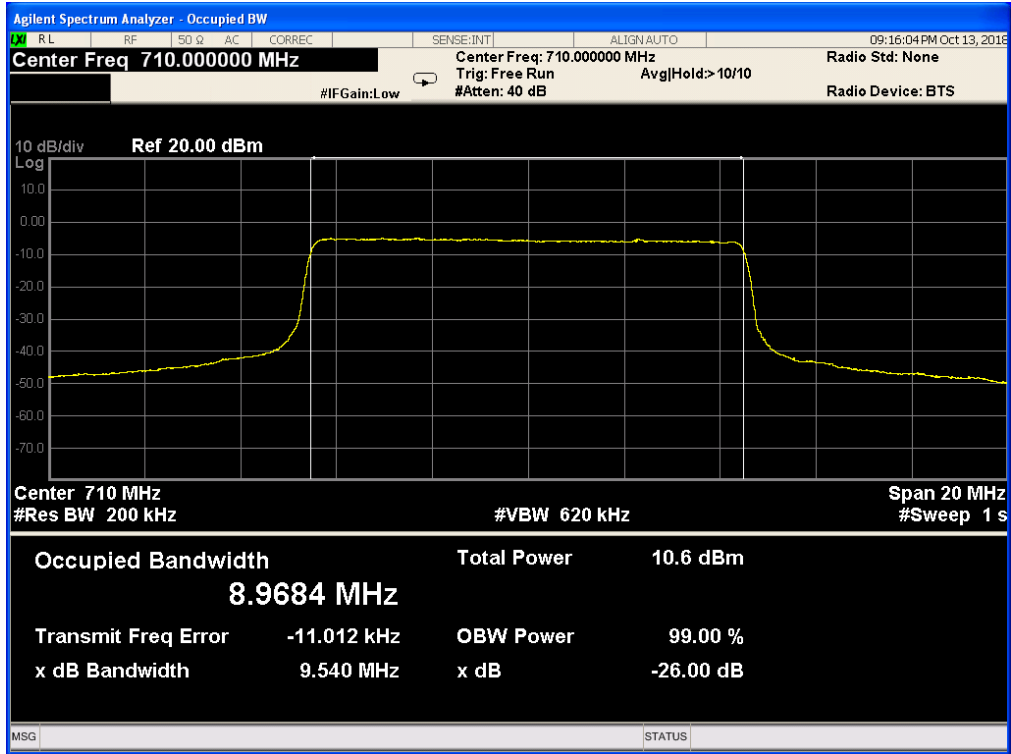
Band 17, UL Channel 23790, UL Frequency 710.0, BW 5.0, NO. RB 25, RB POS. Low, QPSK



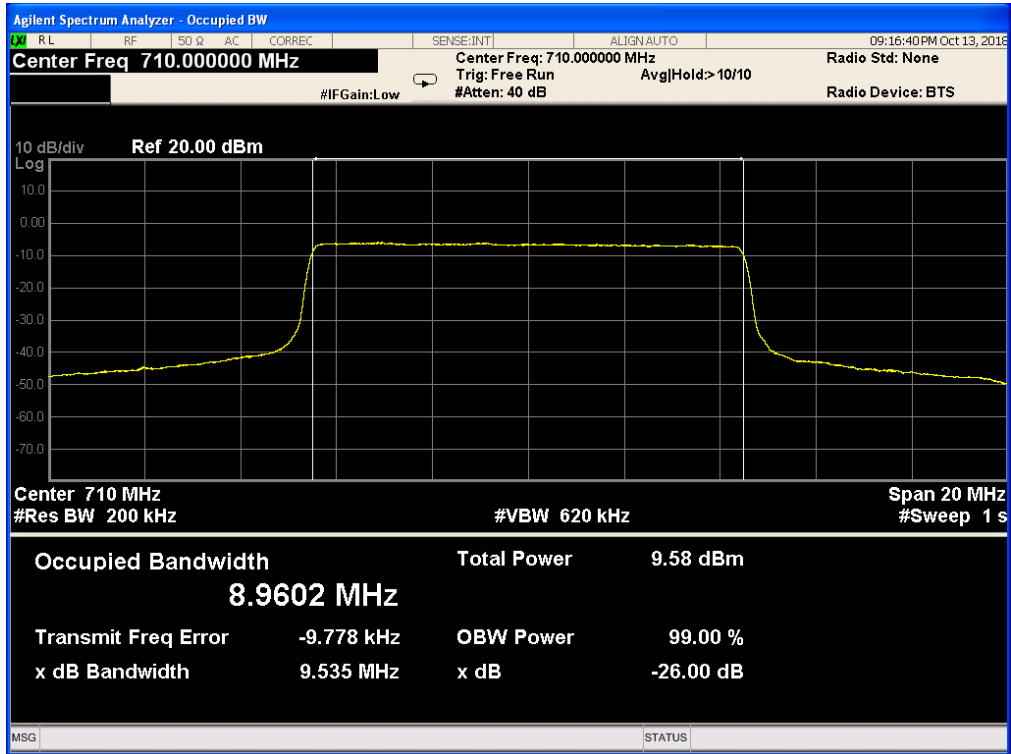
Band 17, UL Channel 23790, UL Frequency 710.0, BW 5.0, NO. RB 25, RB POS. Low, 16-QAM



Band 17, UL Channel 23790, UL Frequency 710.0, BW 10.0, NO. RB 50, RB POS. Low, QPSK



Band 17, UL Channel 23790, UL Frequency 710.0, BW 10.0, NO. RB 50, RB POS. Low, 16-QAM



6. BANDEDGE AND EMISSION MASK

RULE PART(S)

FCC: §2.1051, §22.901, §22.917, §24.238, §27.53, and §90.691

FCC: §22.359

LIMITS

FCC: §22.359, §24.238,

The power of any emission outside of the authorized operating frequency ranges must be attenuated below the transmitting power (P) by a factor of at least $43 + 10 \log (P)$ dB.

(m)(4) For mobile digital stations, the attenuation factor shall be not less than $40 + 10 \log (P)$ dB on all frequencies between the channel edge and 5 megahertz from the channel edge, $43 + 10 \log (P)$ dB on all frequencies between 5 megahertz and X megahertz from the channel edge, and $55 + 10 \log (P)$ dB on all frequencies more than X megahertz from the channel edge, where X is the greater of 6 megahertz or the actual emission bandwidth as defined in paragraph (m)(6) of this section. In addition, the attenuation factor shall not be less that $43 + 10 \log (P)$ dB on all frequencies between 2490.5 MHz and 2496 MHz and $55 + 10 \log (P)$ dB at or below 2490.5 MHz. Mobile Satellite Service licensees operating on frequencies below 2495 MHz may also submit a documented interference complaint against BRS licensees operating on channel BRS Channel 1 on the same terms and conditions as adjacent channel BRS or EBS licensees. Show citation box.

TEST PROCEDURE

The transmitter output was connected to a CMW500 Test Set and configured to operate at maximum power. The band edge emissions were measured at the required operating frequencies in each band on the Spectrum Analyzer.

For each band edge measurement:

Set the spectrum analyzer span to include the block edge frequency (704, 716, 824, 849, 1710 and 1755, 1850 and 1910MHz)

Set a marker to point the corresponding band edge frequency in each test case.

Set display line at -13 dBm

Set resolution bandwidth to at least 1% of emission bandwidth.

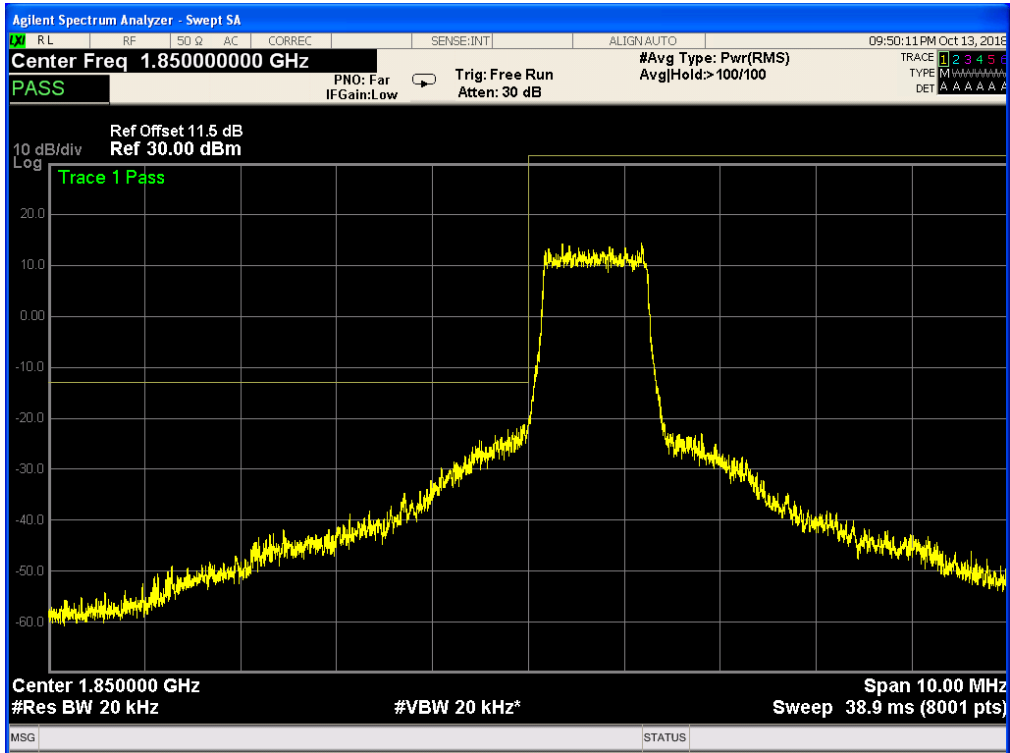
MODES TESTED

- LTE Band 2
- LTE Band 4
- LTE Band 5
- LTE Band 17

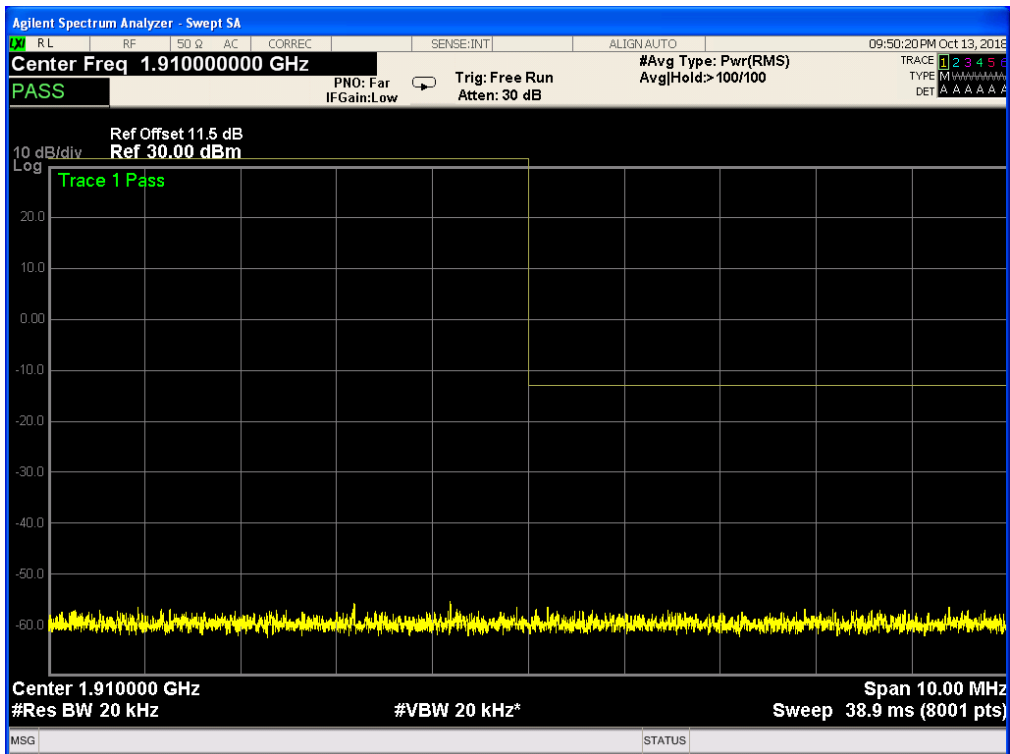
RESULTS

6.1 LTE BAND 2

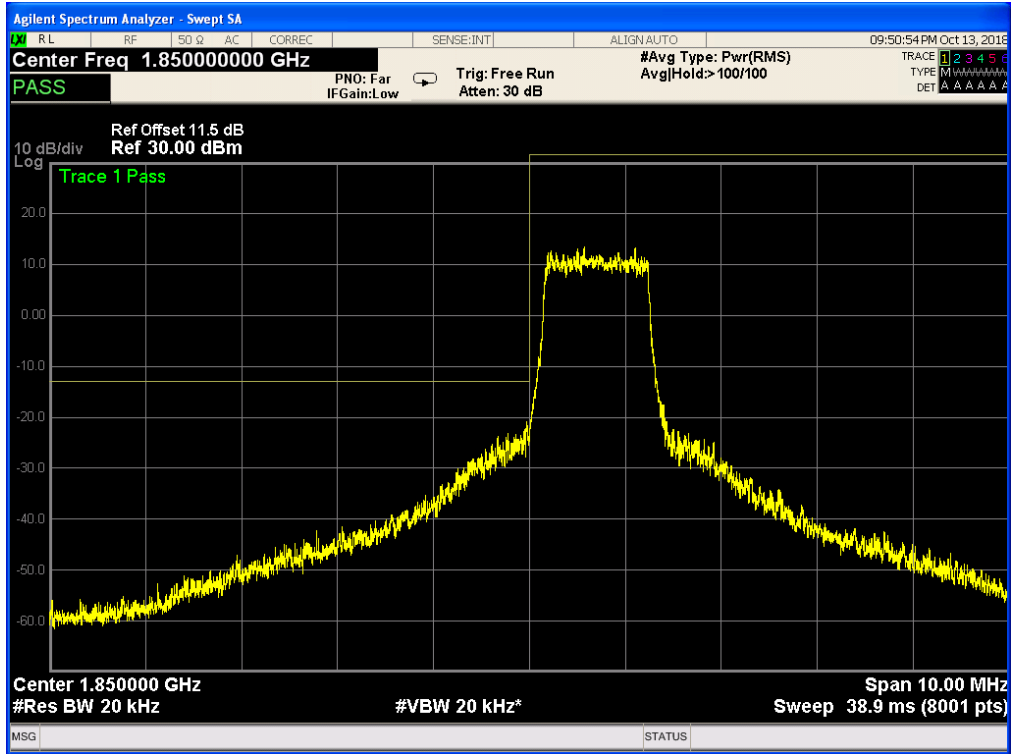
Band 2, UL Channel 18607, UL Frequency 1850.7, BW 1.4, NO. RB 6, RB POS. Low, QPSK



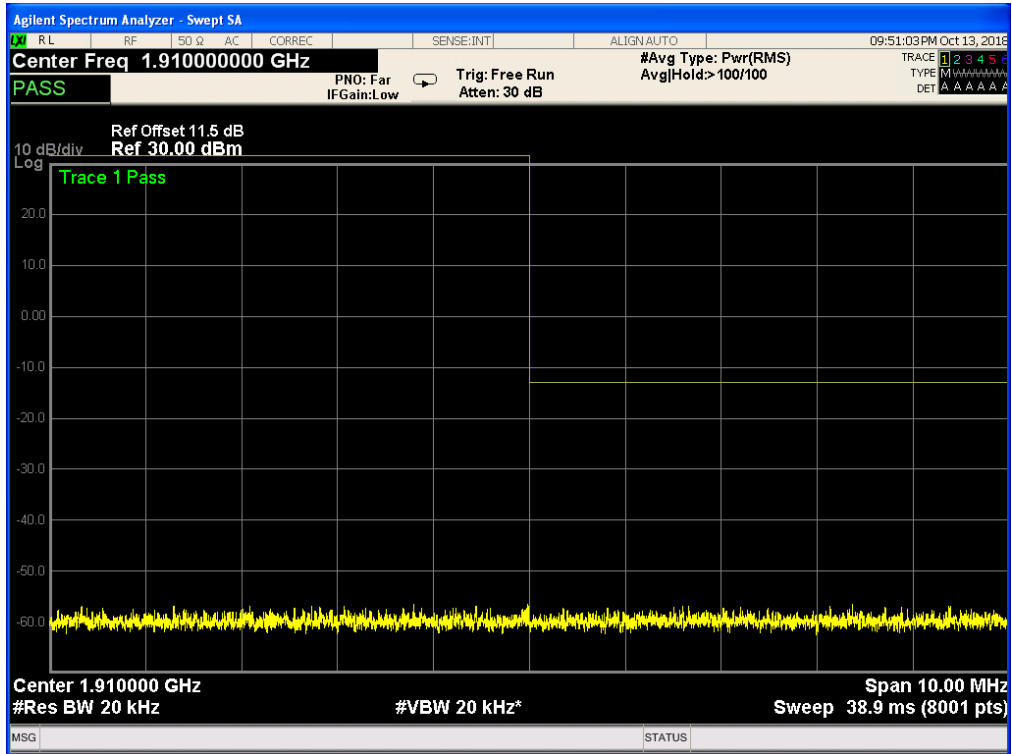
Band 2, UL Channel 18607, UL Frequency 1850.7, BW 1.4, NO. RB 6, RB POS. Low, QPSK



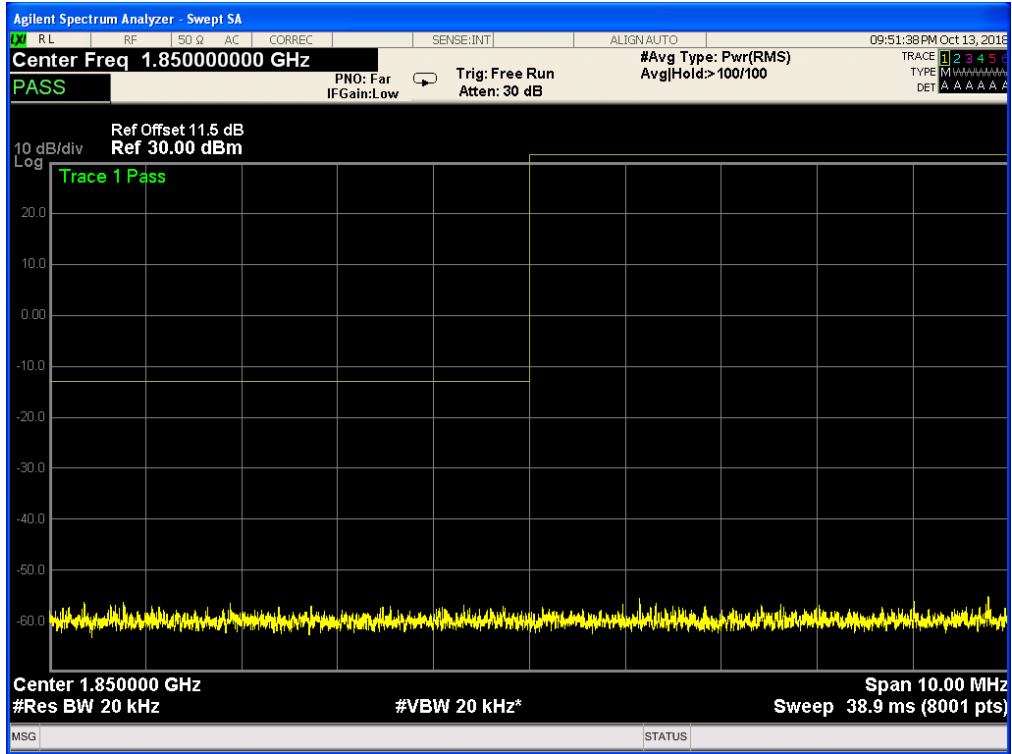
Band 2, UL Channel 18607, UL Frequency 1850.7, BW 1.4, NO. RB 6, RB POS. Low, 16QAM



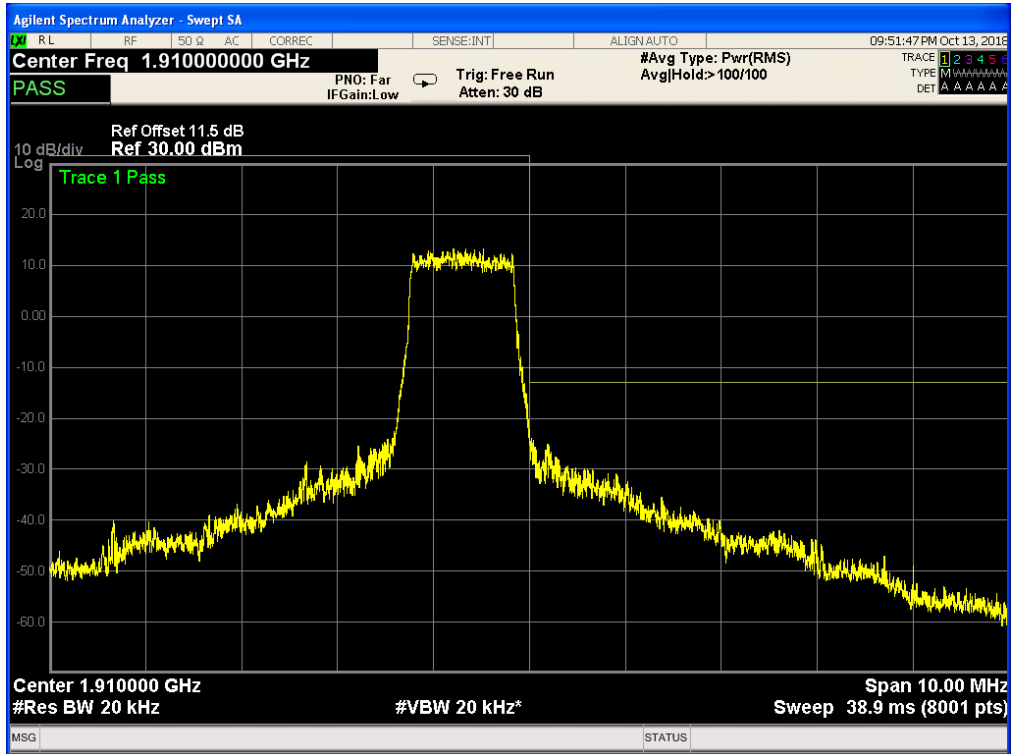
Band 2, UL Channel 18607, UL Frequency 1850.7, BW 1.4, NO. RB 6, RB POS. Low, 16QAM



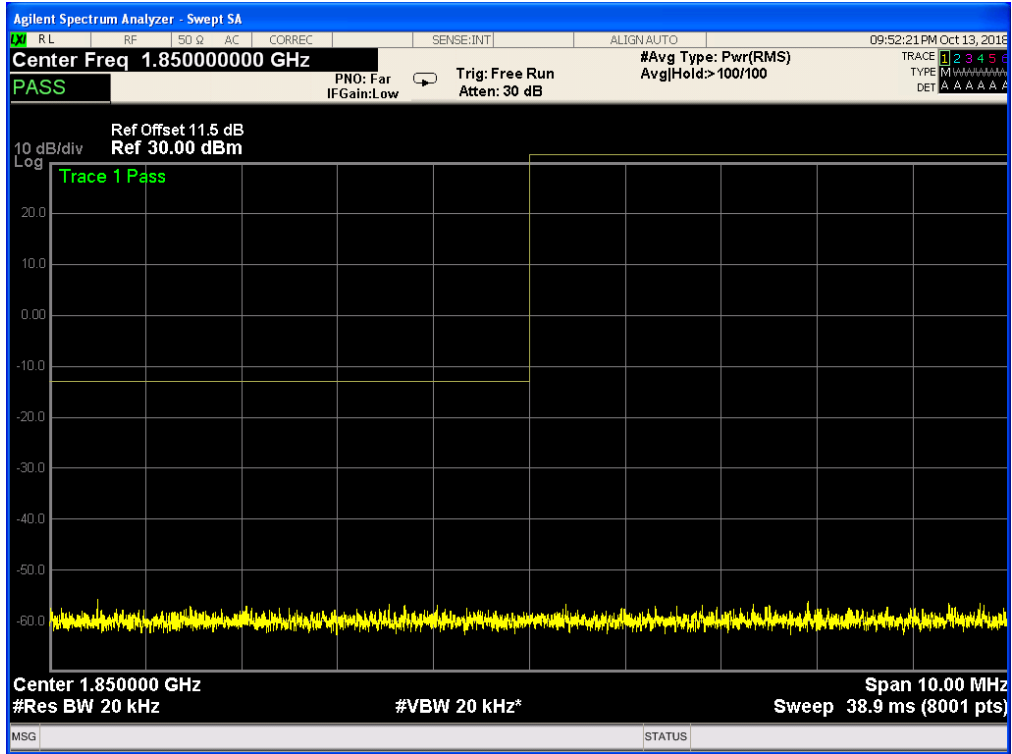
Band 2, UL Channel 19193, UL Frequency 1909.3, BW 1.4, NO. RB 6, RB POS. Low, QPSK



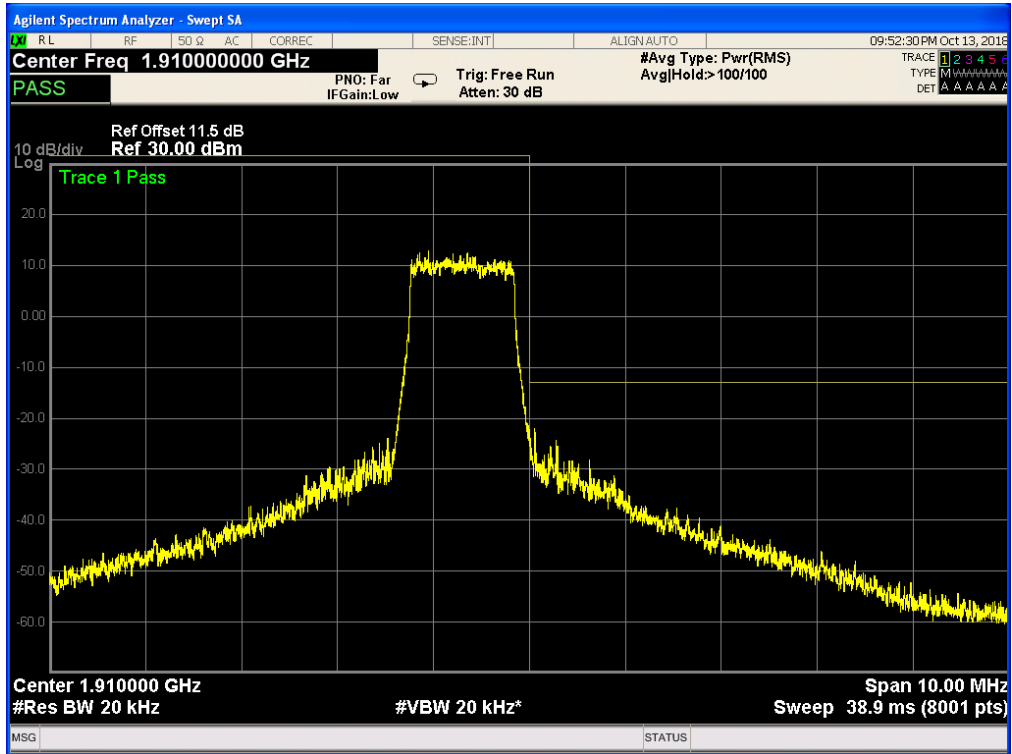
Band 2, UL Channel 19193, UL Frequency 1909.3, BW 1.4, NO. RB 6, RB POS. Low, QPSK



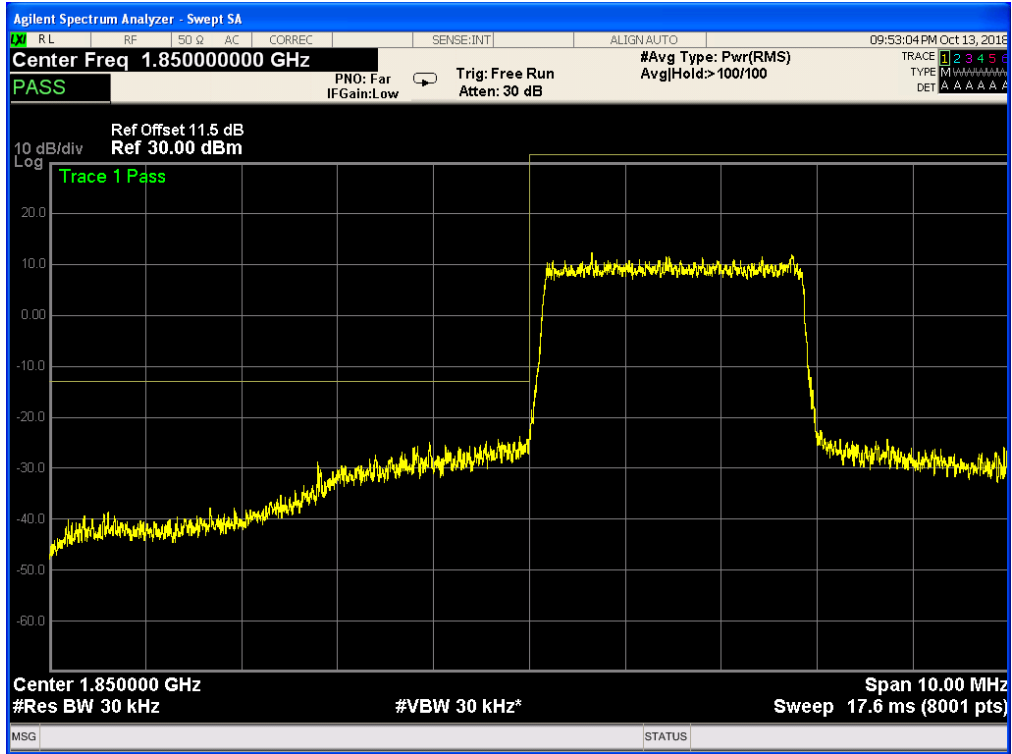
Band 2, UL Channel 19193, UL Frequency 1909.3, BW 1.4, NO. RB 6, RB POS. Low, 16QAM



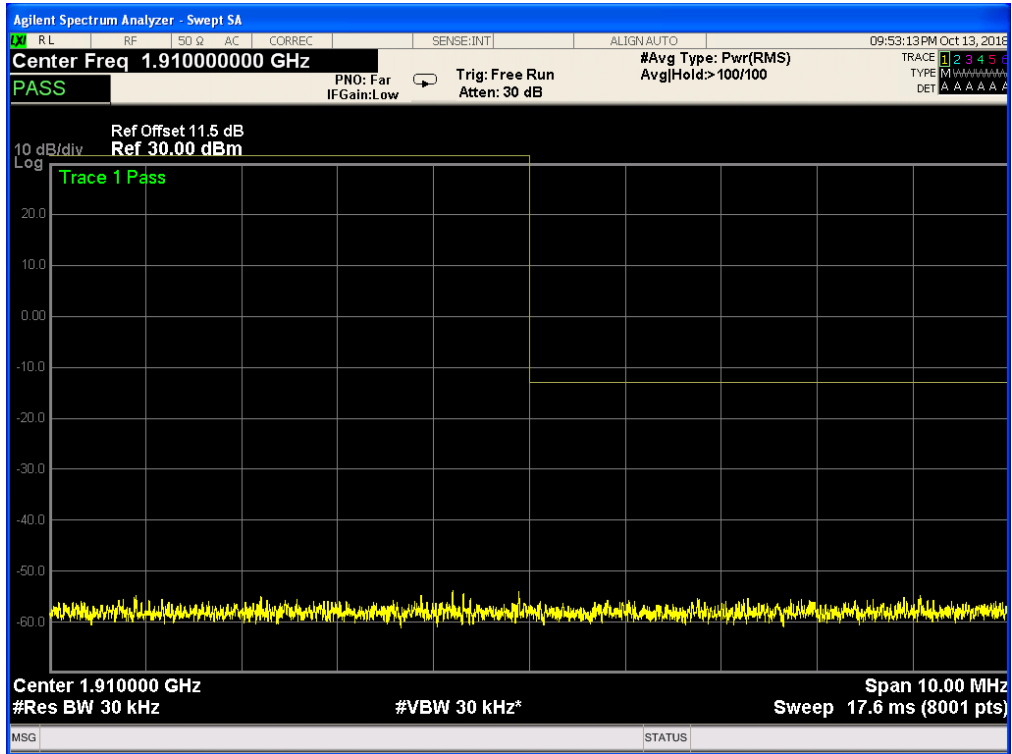
Band 2, UL Channel 19193, UL Frequency 1909.3, BW 1.4, NO. RB 6, RB POS. Low, 16QAM



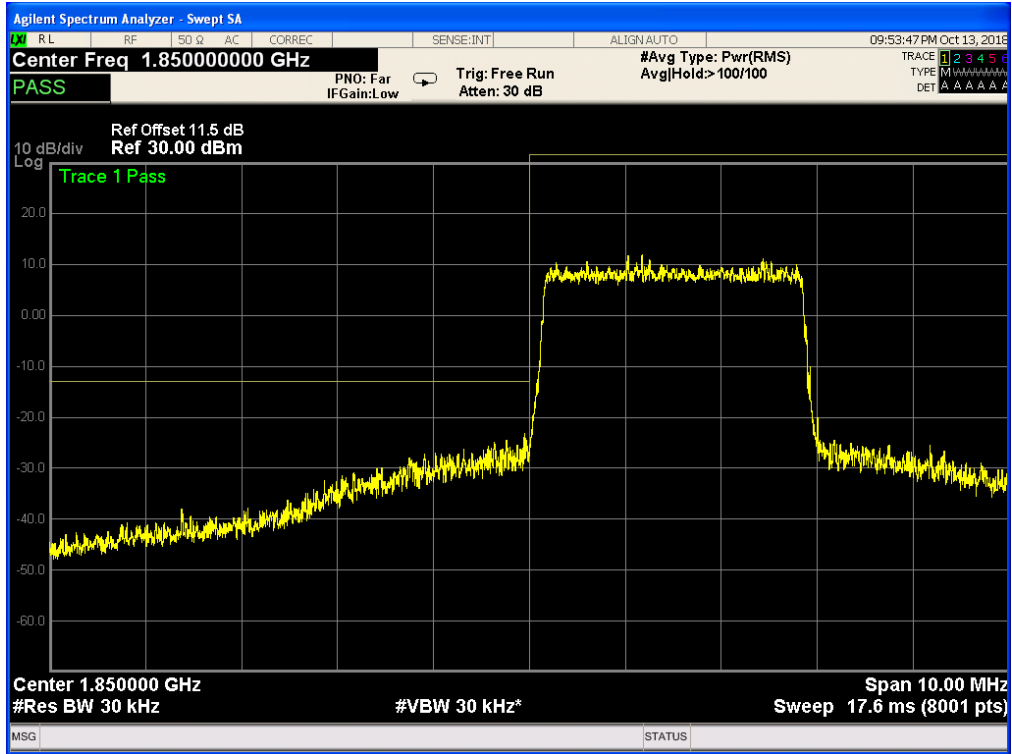
Band 2, UL Channel 18615, UL Frequency 1851.5, BW 3.0, NO. RB 15, RB POS. Low, QPSK



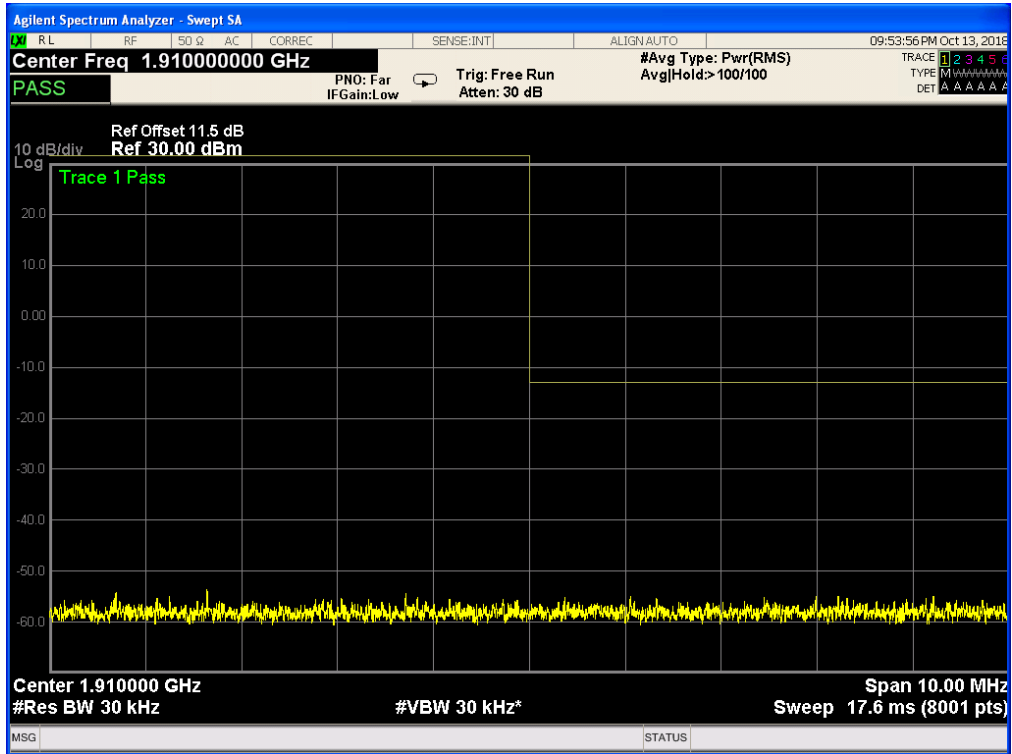
Band 2, UL Channel 18615, UL Frequency 1851.5, BW 3.0, NO. RB 15, RB POS. Low, QPSK



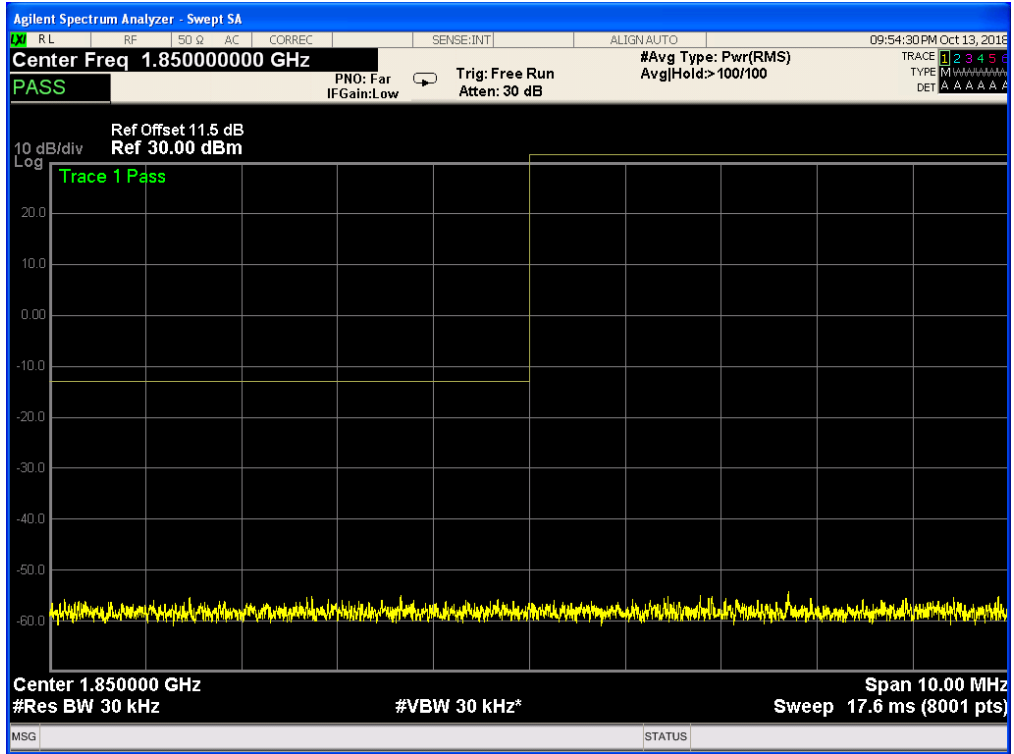
Band 2, UL Channel 18615, UL Frequency 1851.5, BW 3.0, NO. RB 15, RB POS. Low, 16QAM



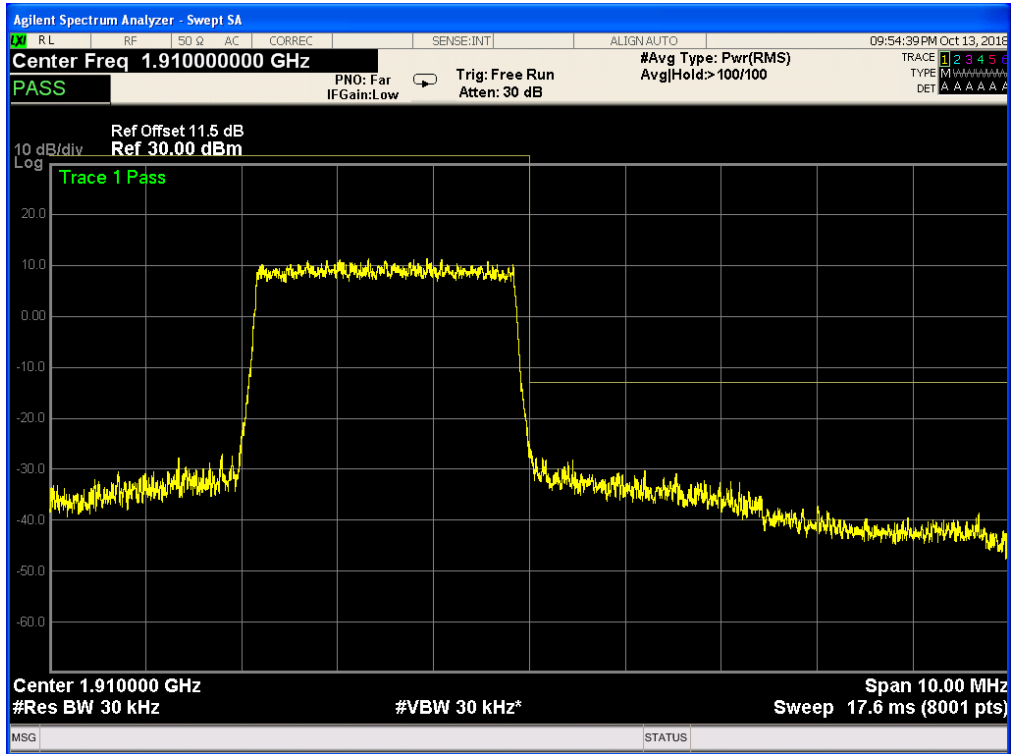
Band 2, UL Channel 18615, UL Frequency 1851.5, BW 3.0, NO. RB 15, RB POS. Low, 16QAM



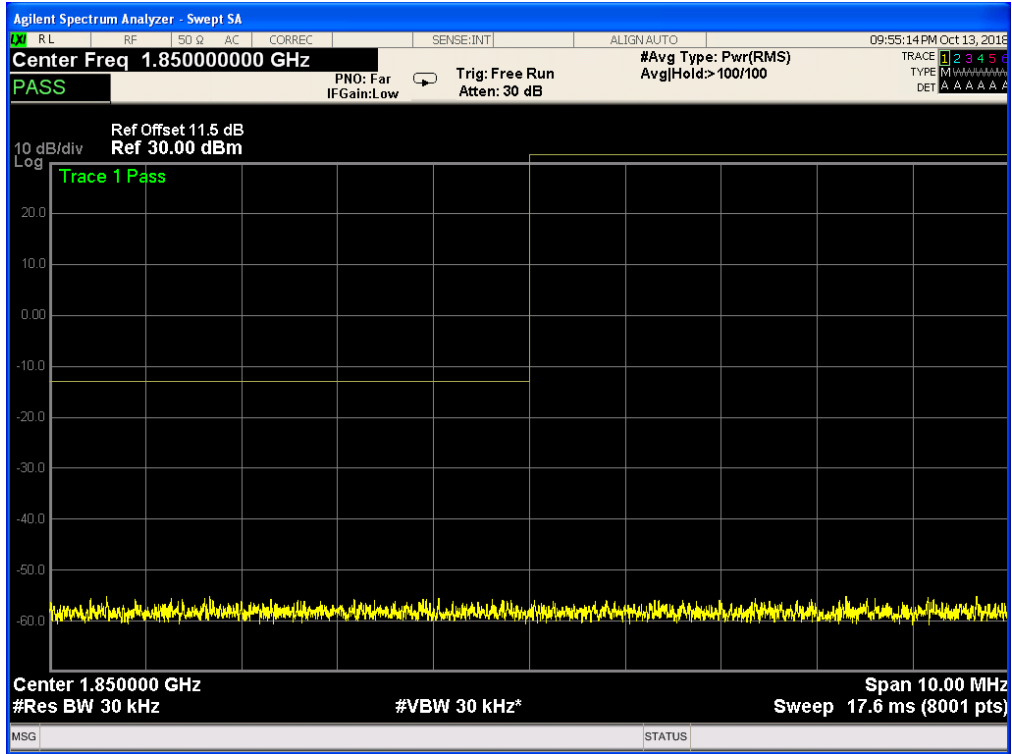
Band 2, UL Channel 19185, UL Frequency 1908.5, BW 3.0, NO. RB 15, RB POS. Low, QPSK



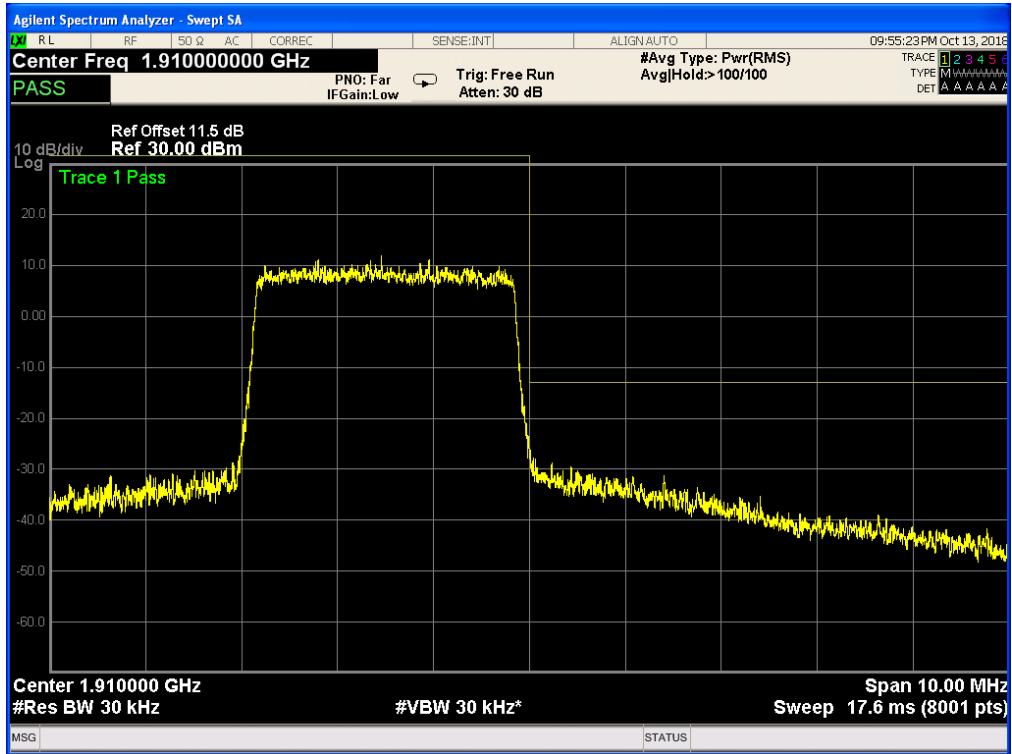
Band 2, UL Channel 19185, UL Frequency 1908.5, BW 3.0, NO. RB 15, RB POS. Low, QPSK



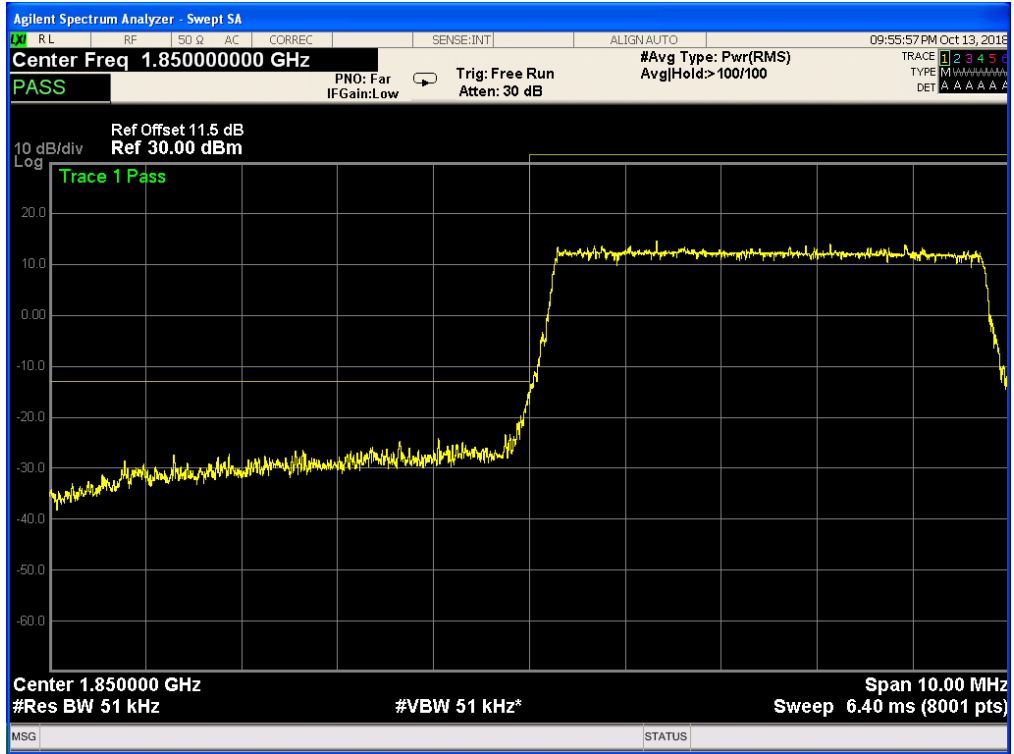
Band 2, UL Channel 19185, UL Frequency 1908.5, BW 3.0, NO. RB 15, RB POS. Low, 16QAM



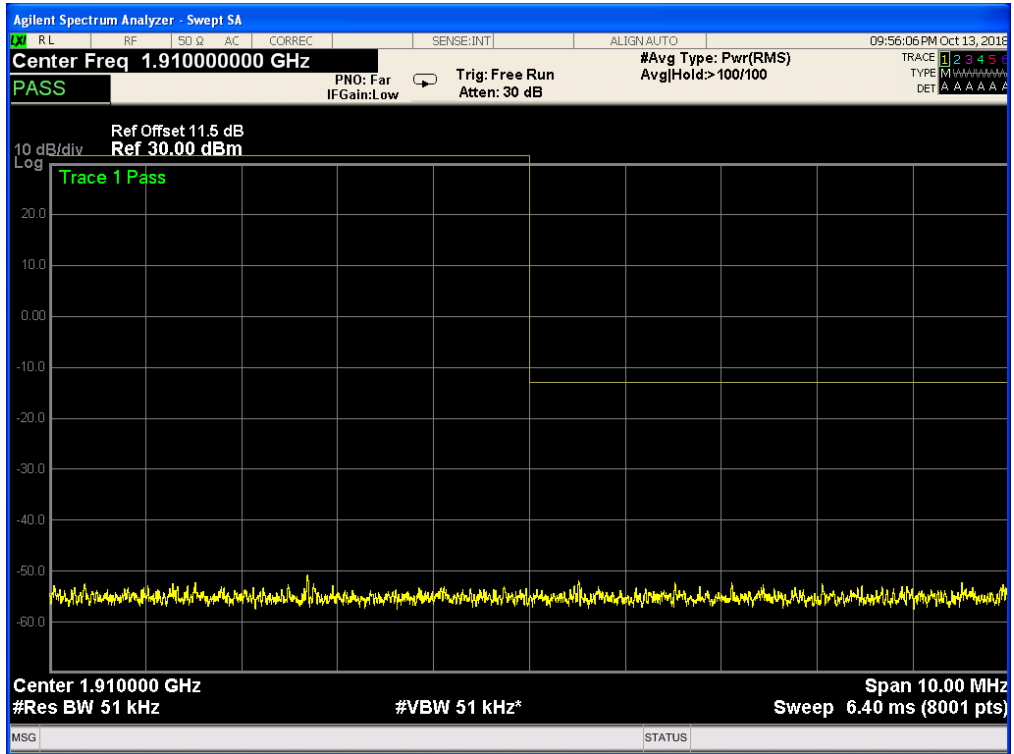
Band 2, UL Channel 19185, UL Frequency 1908.5, BW 3.0, NO. RB 15, RB POS. Low, 16QAM



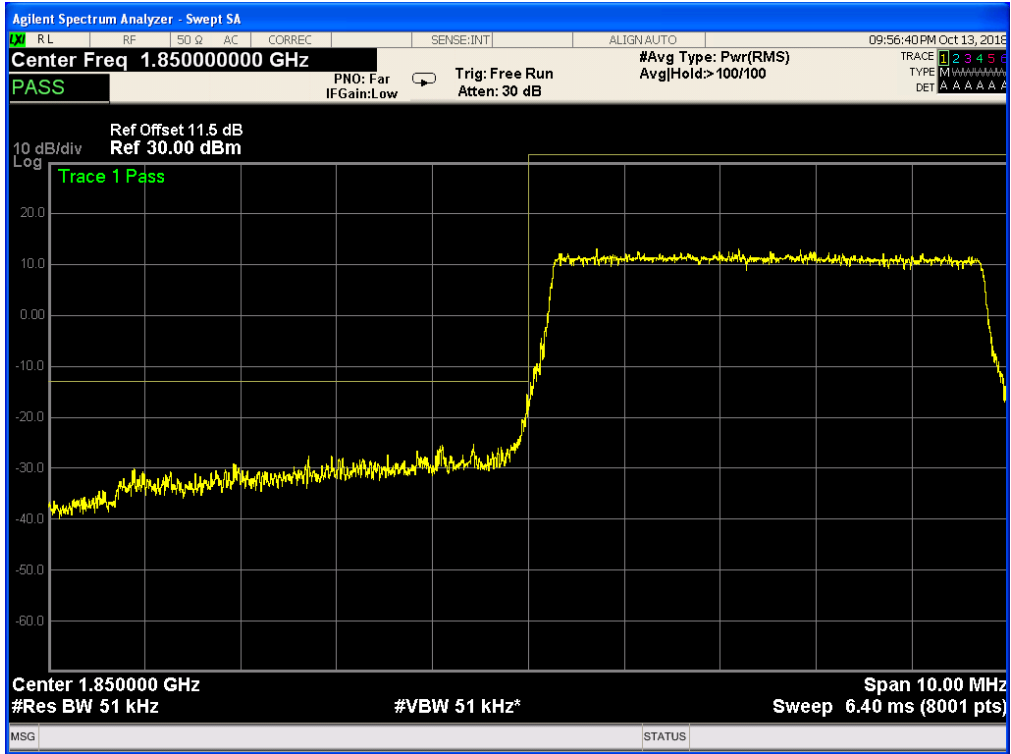
Band 2, UL Channel 18625, UL Frequency 1852.5, BW 5.0, NO. RB 25, RB POS. Low, QPSK



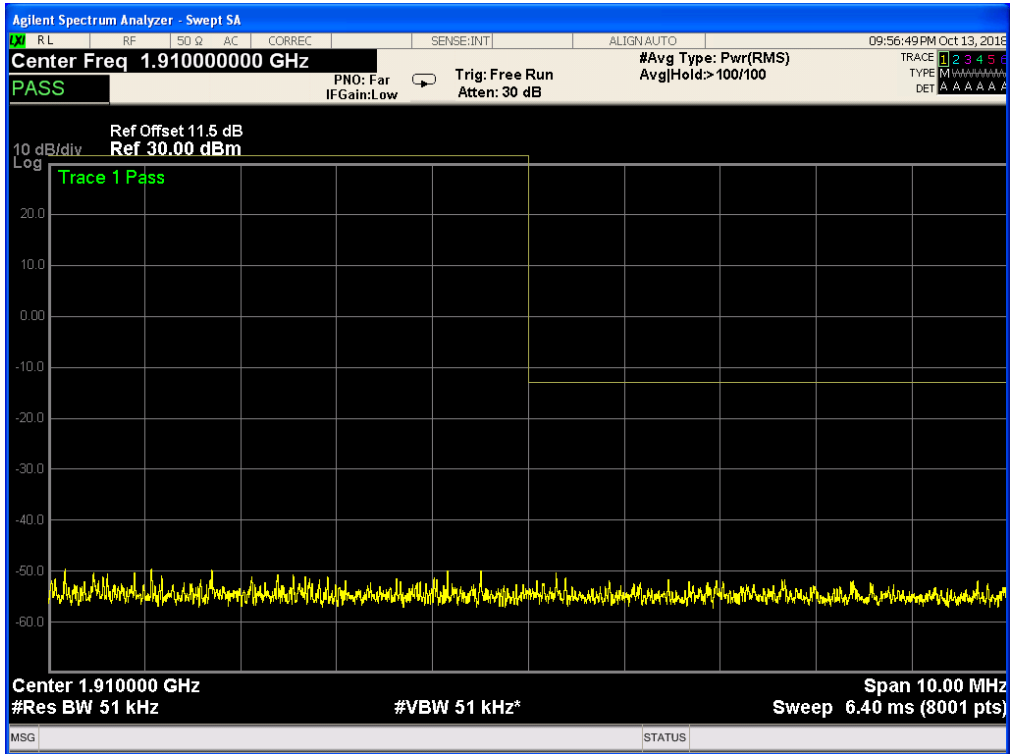
Band 2, UL Channel 18625, UL Frequency 1852.5, BW 5.0, NO. RB 25, RB POS. Low, QPSK



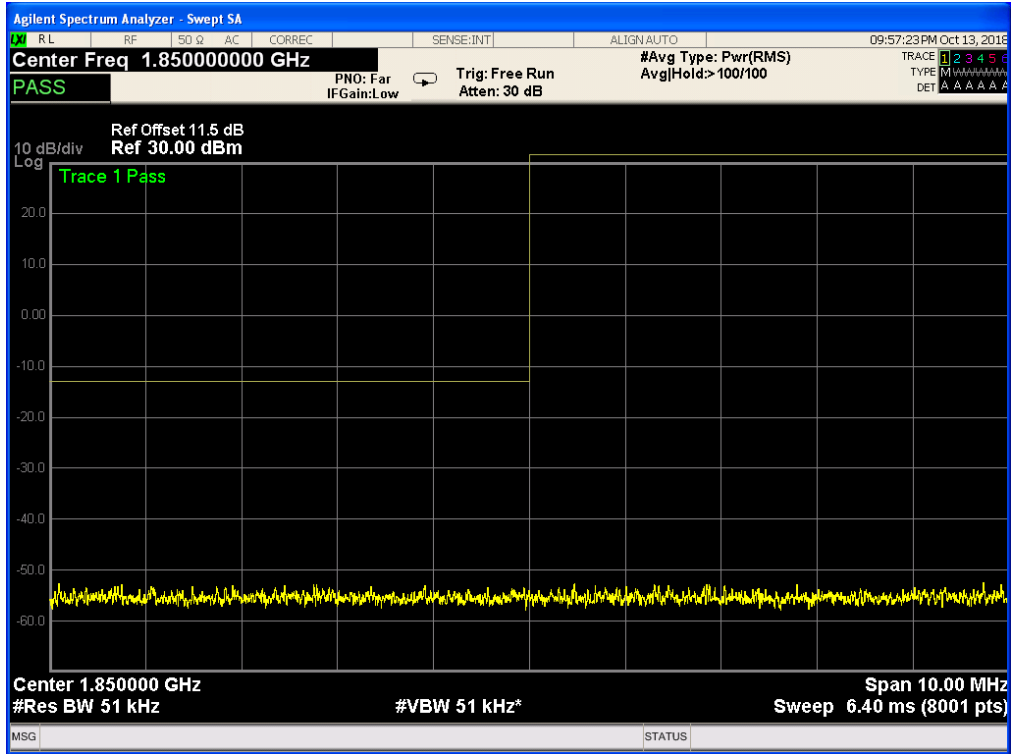
Band 2, UL Channel 18625, UL Frequency 1852.5, BW 5.0, NO. RB 25, RB POS. Low, 16QAM



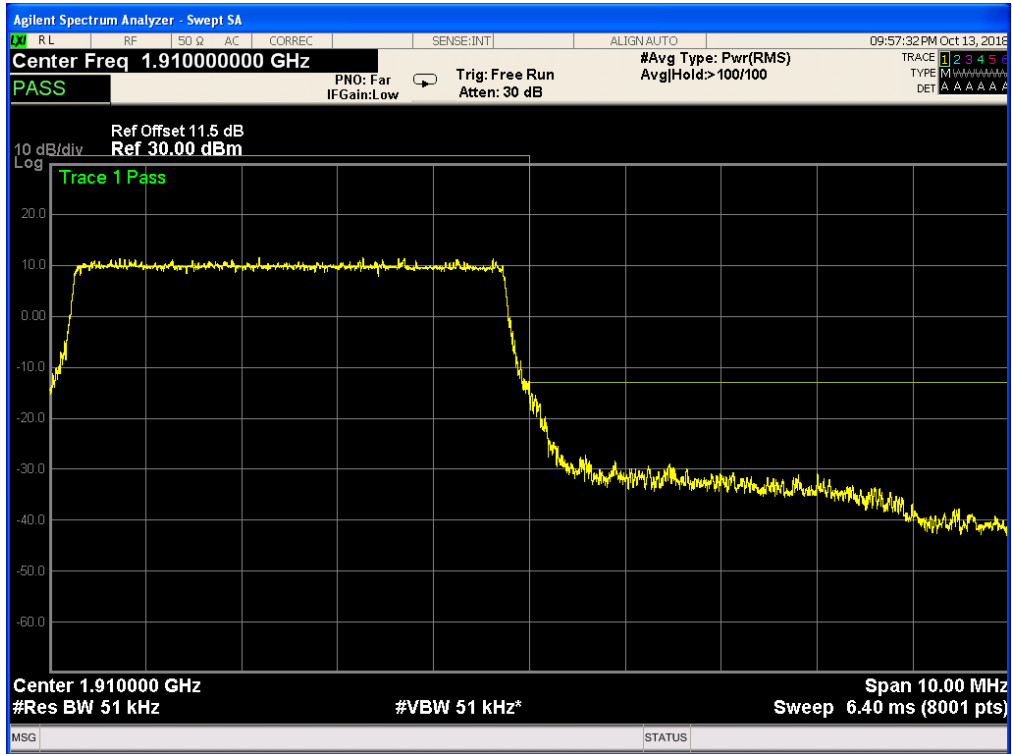
Band 2, UL Channel 18625, UL Frequency 1852.5, BW 5.0, NO. RB 25, RB POS. Low, 16QAM



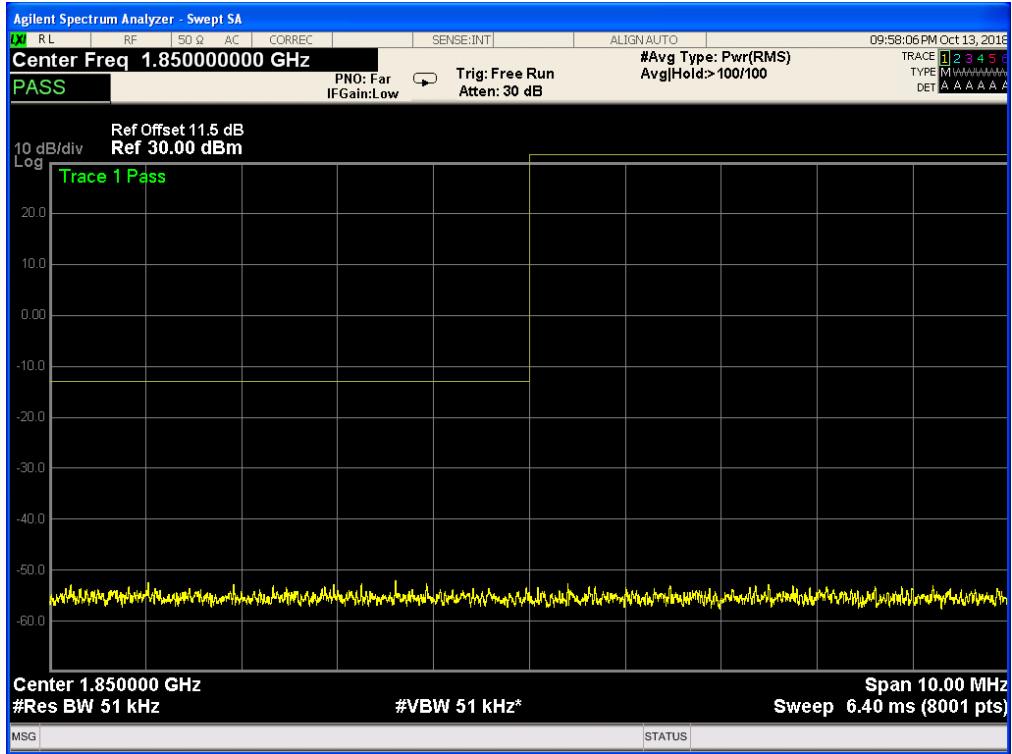
Band 2, UL Channel 19175, UL Frequency 1907.5, BW 5.0, NO. RB 25, RB POS. Low, QPSK



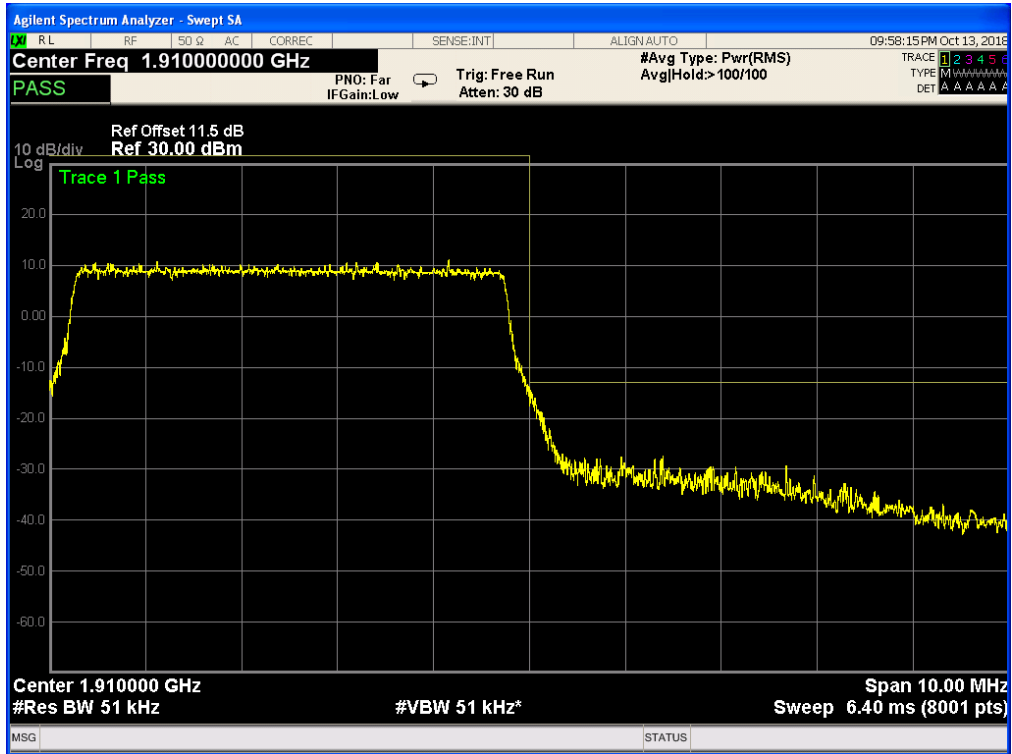
Band 2, UL Channel 19175, UL Frequency 1907.5, BW 5.0, NO. RB 25, RB POS. Low, QPSK



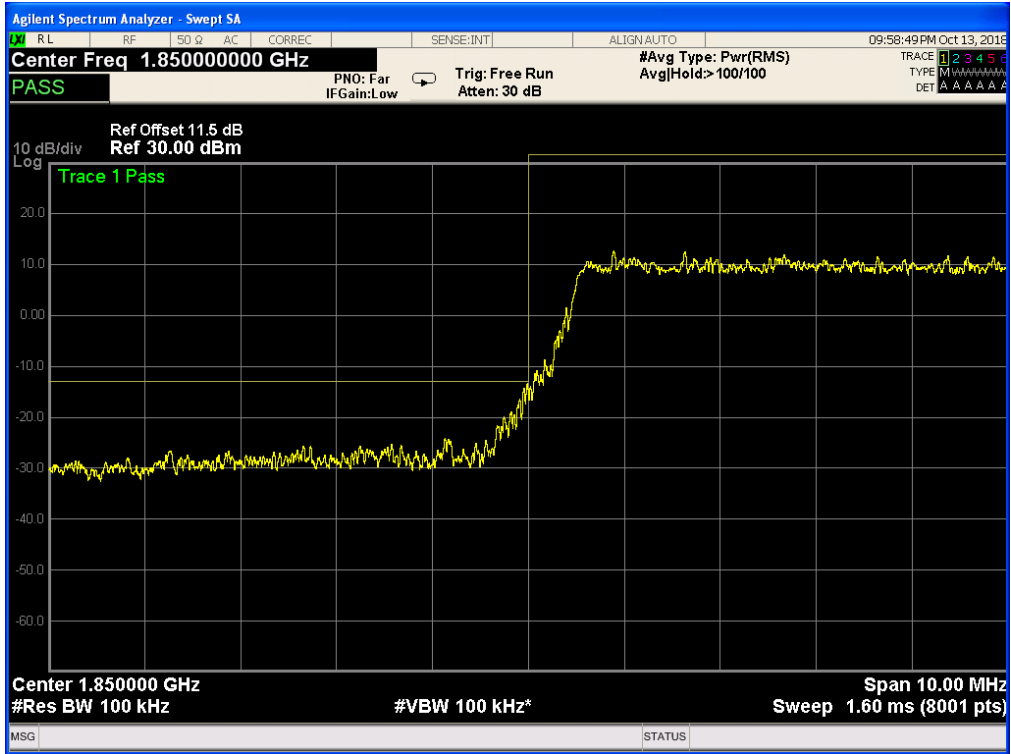
Band 2, UL Channel 19175, UL Frequency 1907.5, BW 5.0, NO. RB 25, RB POS. Low, 16QAM



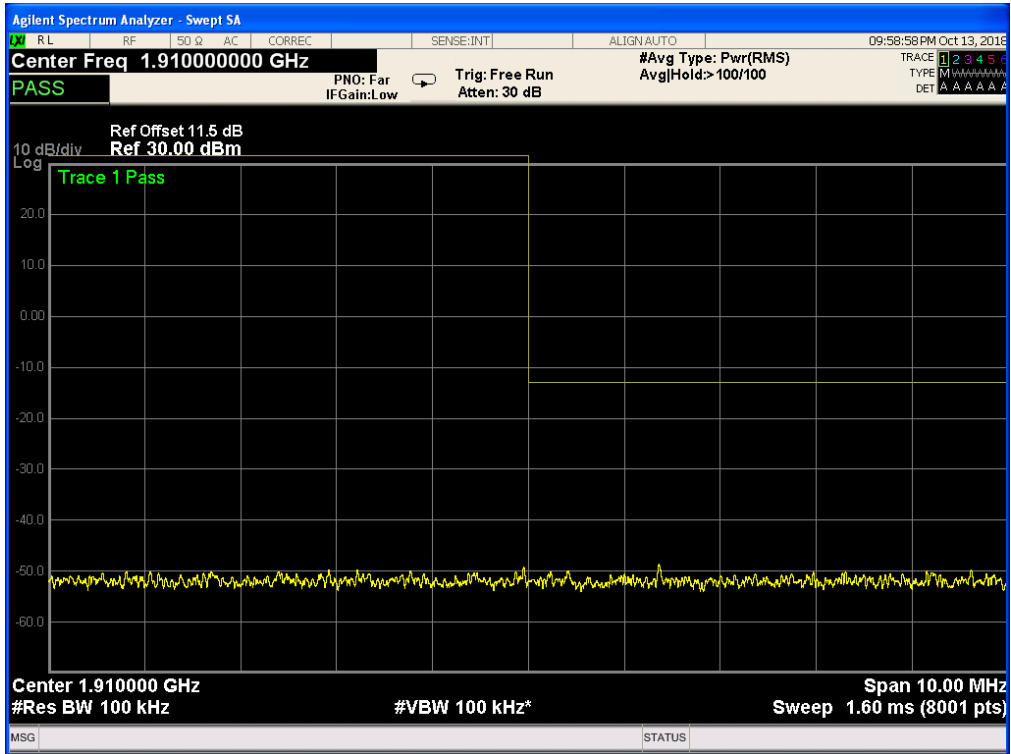
Band 2, UL Channel 19175, UL Frequency 1907.5, BW 5.0, NO. RB 25, RB POS. Low, 16QAM



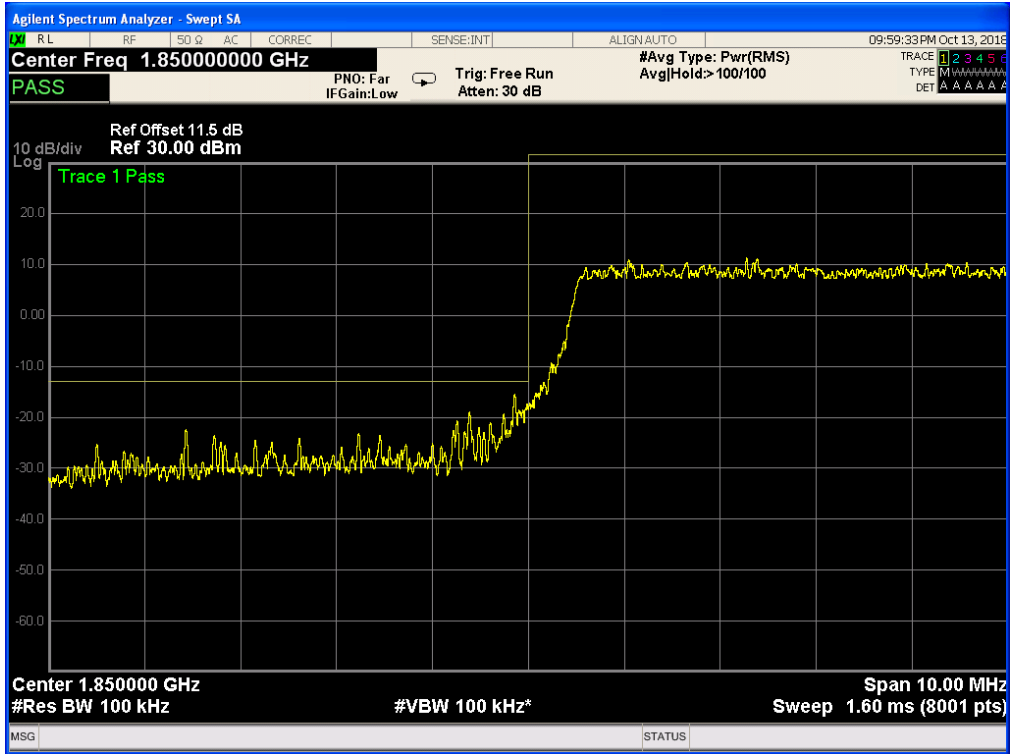
Band 2, UL Channel 18650, UL Frequency 1855.0, BW 10.0, NO. RB 50, RB POS. Low, QPSK



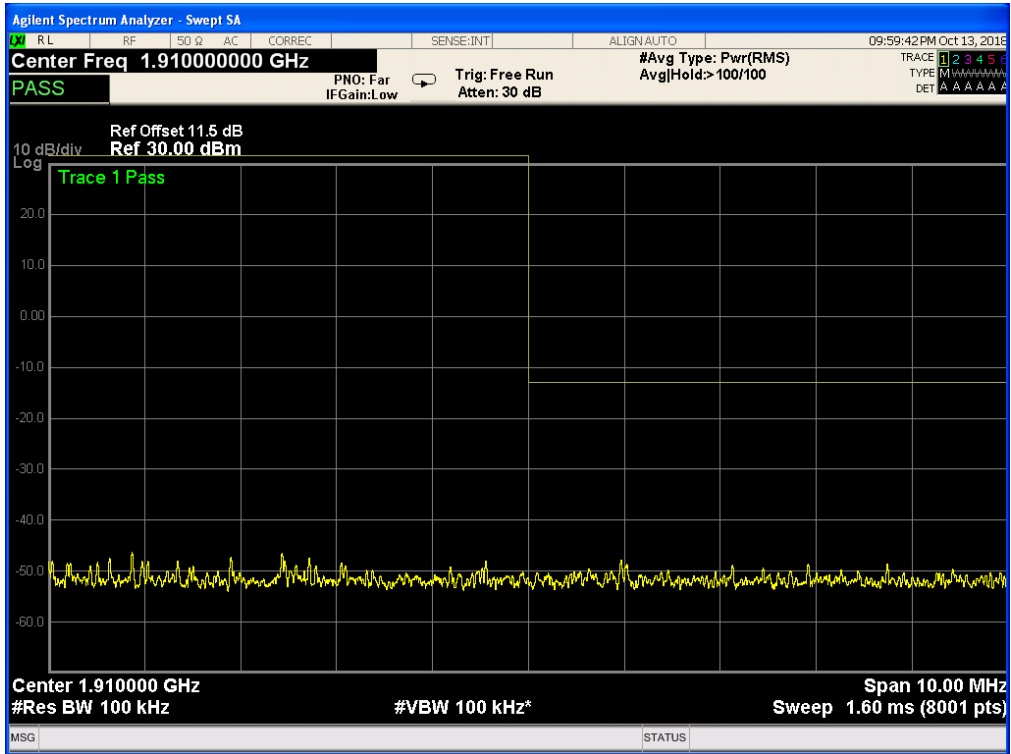
Band 2, UL Channel 18650, UL Frequency 1855.0, BW 10.0, NO. RB 50, RB POS. Low, QPSK



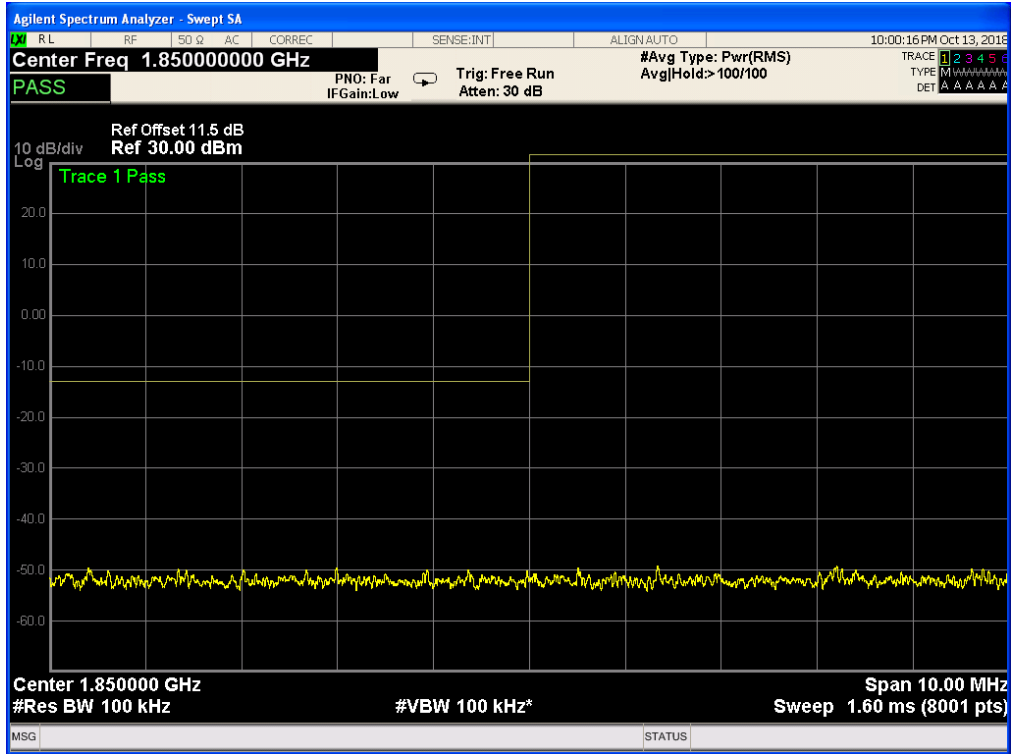
Band 2, UL Channel 18650, UL Frequency 1855.0, BW 10.0, NO. RB 50, RB POS. Low, 16QAM



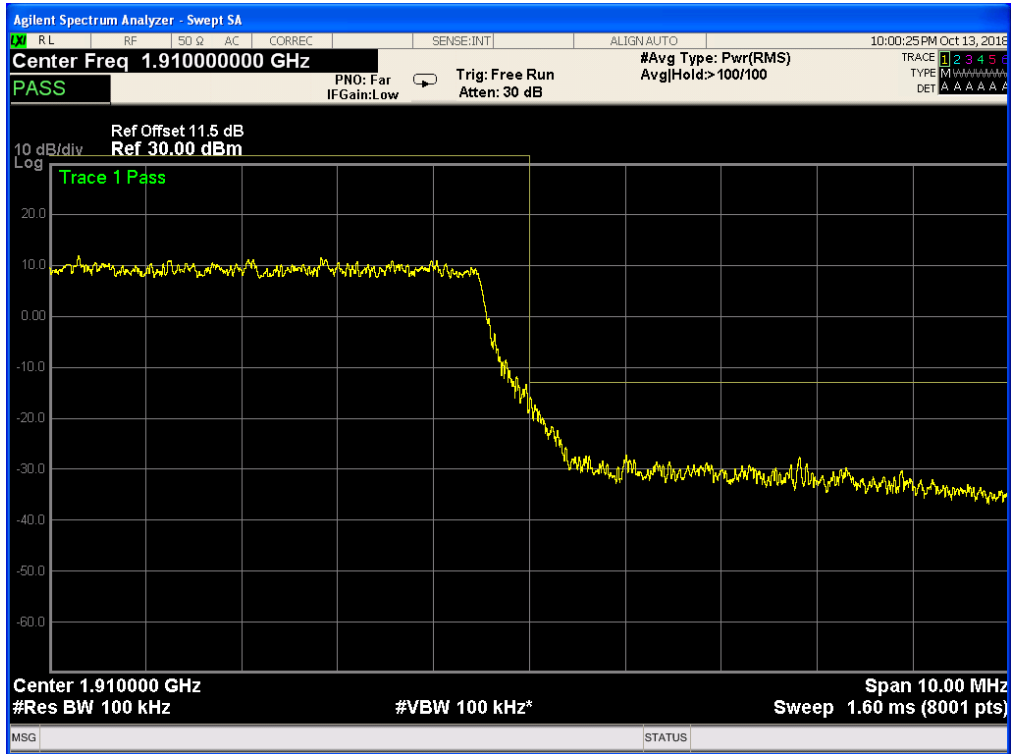
Band 2, UL Channel 18650, UL Frequency 1855.0, BW 10.0, NO. RB 50, RB POS. Low, 16QAM



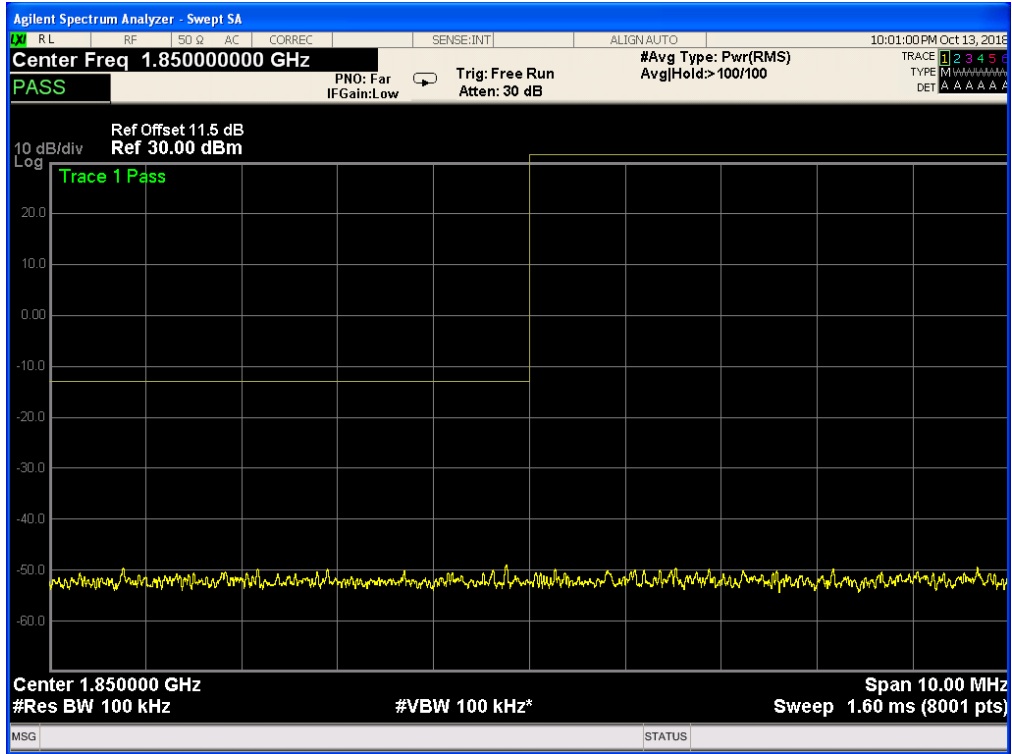
Band 2, UL Channel 19150, UL Frequency 1905.0, BW 10.0, NO. RB 50, RB POS. Low, QPSK



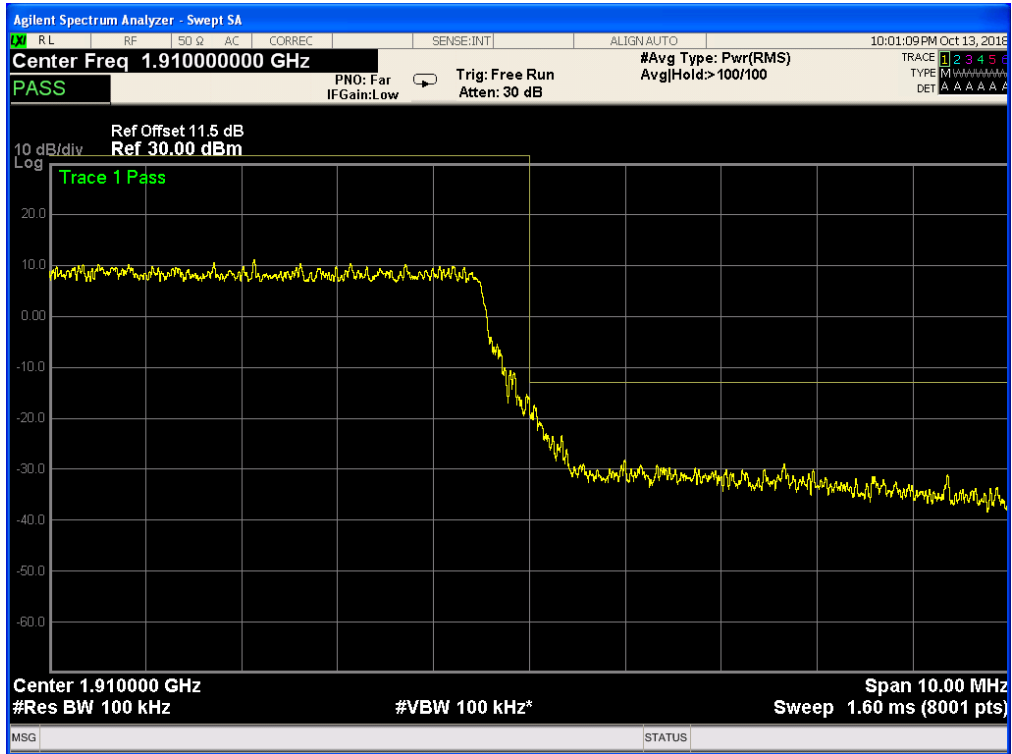
Band 2, UL Channel 19150, UL Frequency 1905.0, BW 10.0, NO. RB 50, RB POS. Low, QPSK



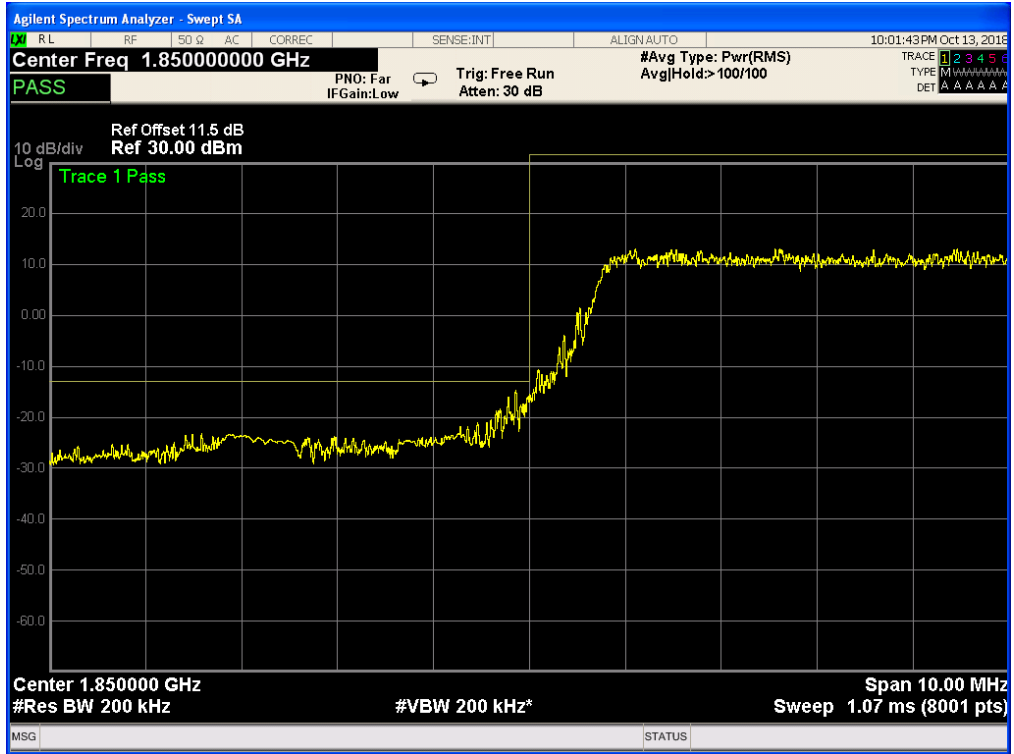
Band 2, UL Channel 19150, UL Frequency 1905.0, BW 10.0, NO. RB 50, RB POS. Low, 16QAM



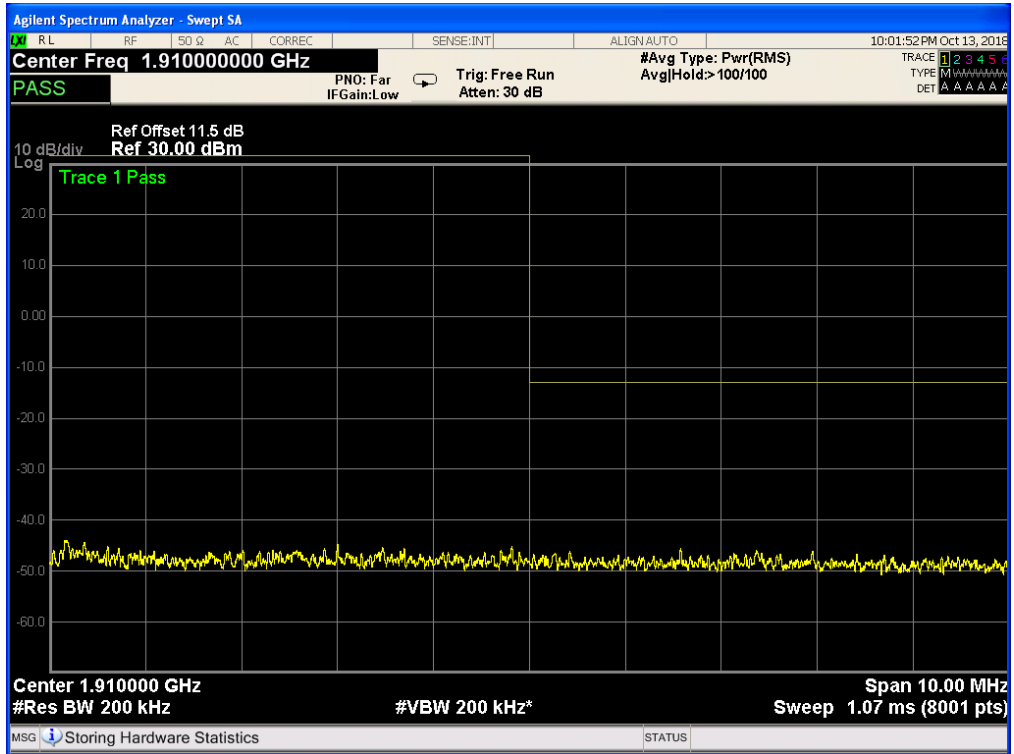
Band 2, UL Channel 19150, UL Frequency 1905.0, BW 10.0, NO. RB 50, RB POS. Low, 16QAM



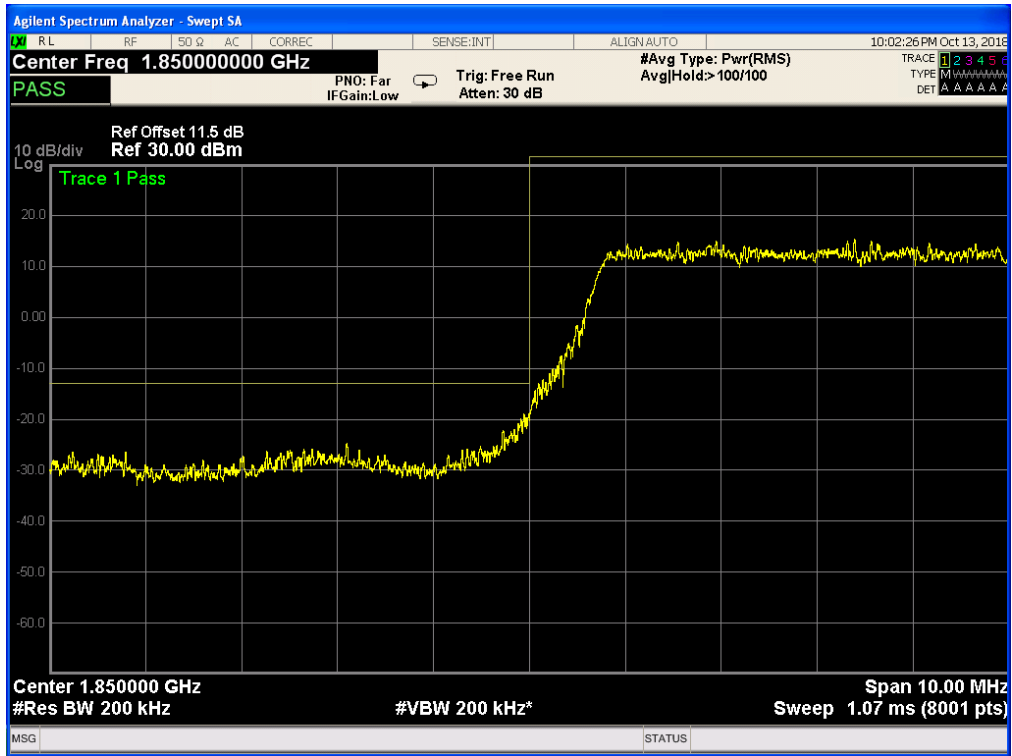
Band 2, UL Channel 18675, UL Frequency 1857.5, BW 15.0, NO. RB 75, RB POS. Low, QPSK



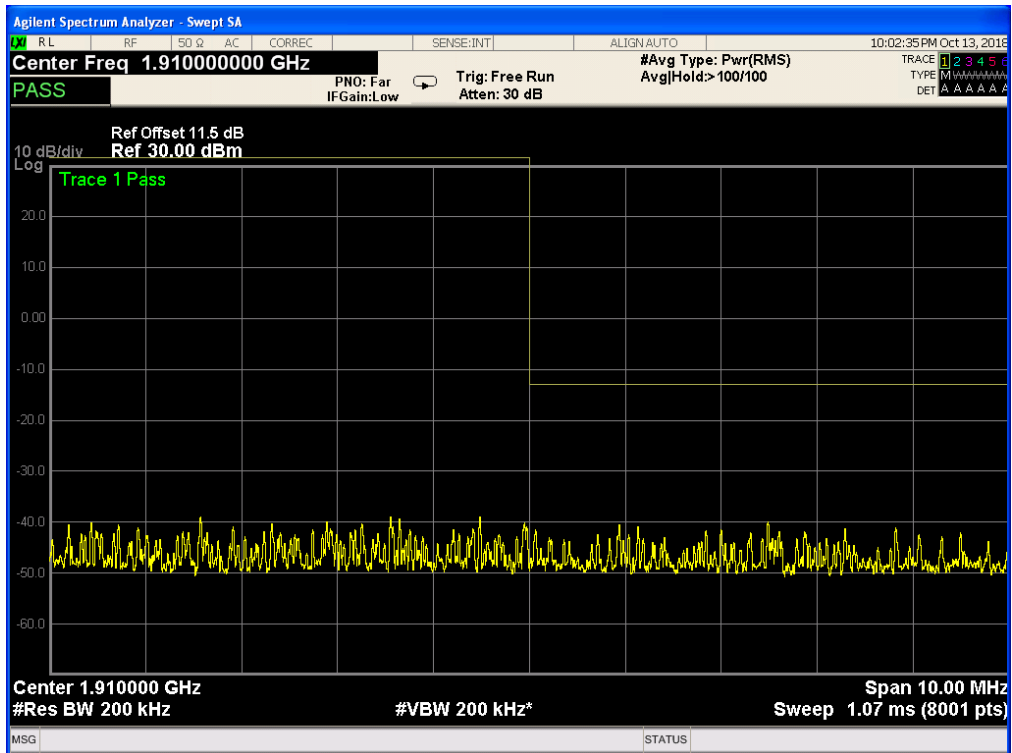
Band 2, UL Channel 18675, UL Frequency 1857.5, BW 15.0, NO. RB 75, RB POS. Low, QPSK



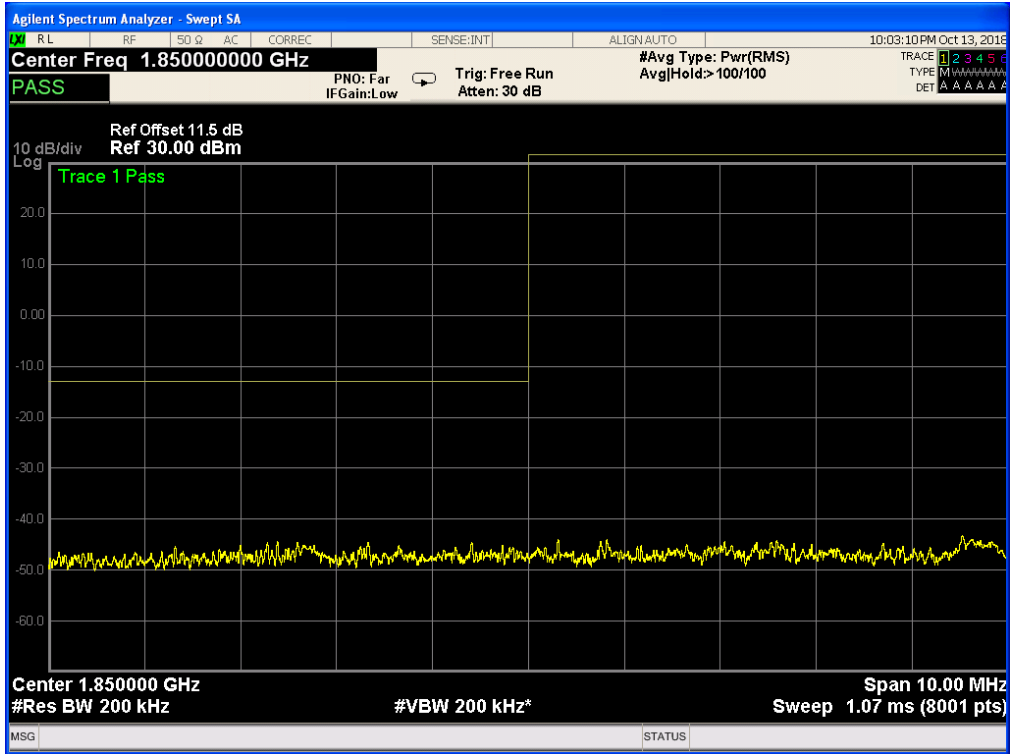
Band 2, UL Channel 18675, UL Frequency 1857.5, BW 15.0, NO. RB 75, RB POS. Low, 16QAM



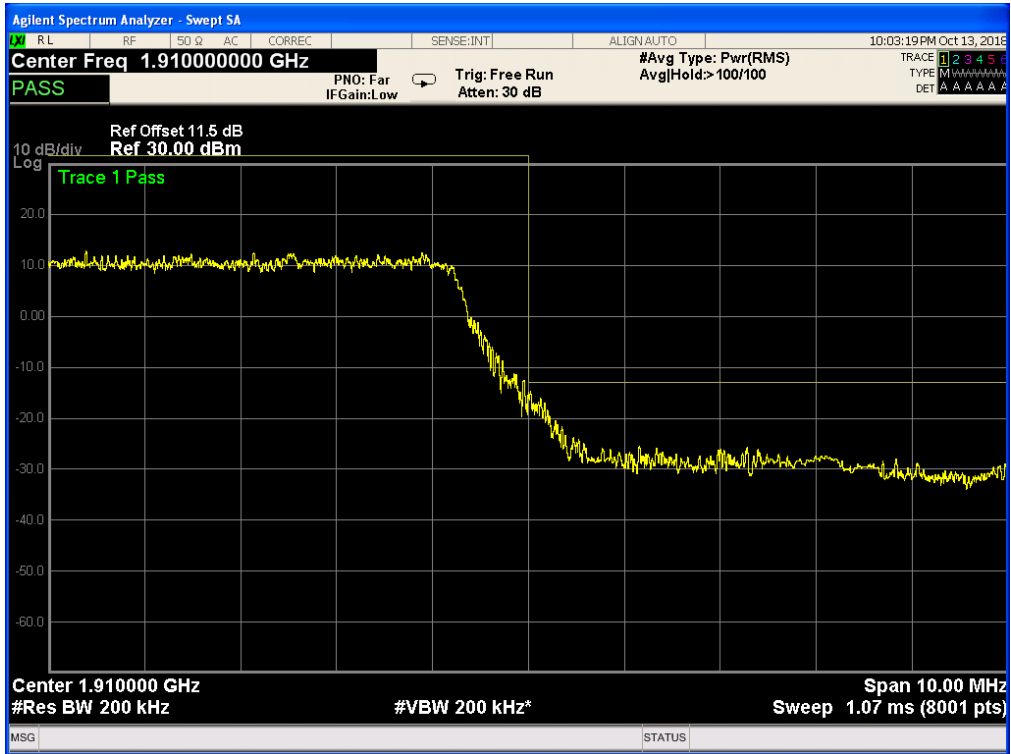
Band 2, UL Channel 18675, UL Frequency 1857.5, BW 15.0, NO. RB 75, RB POS. Low, 16QAM



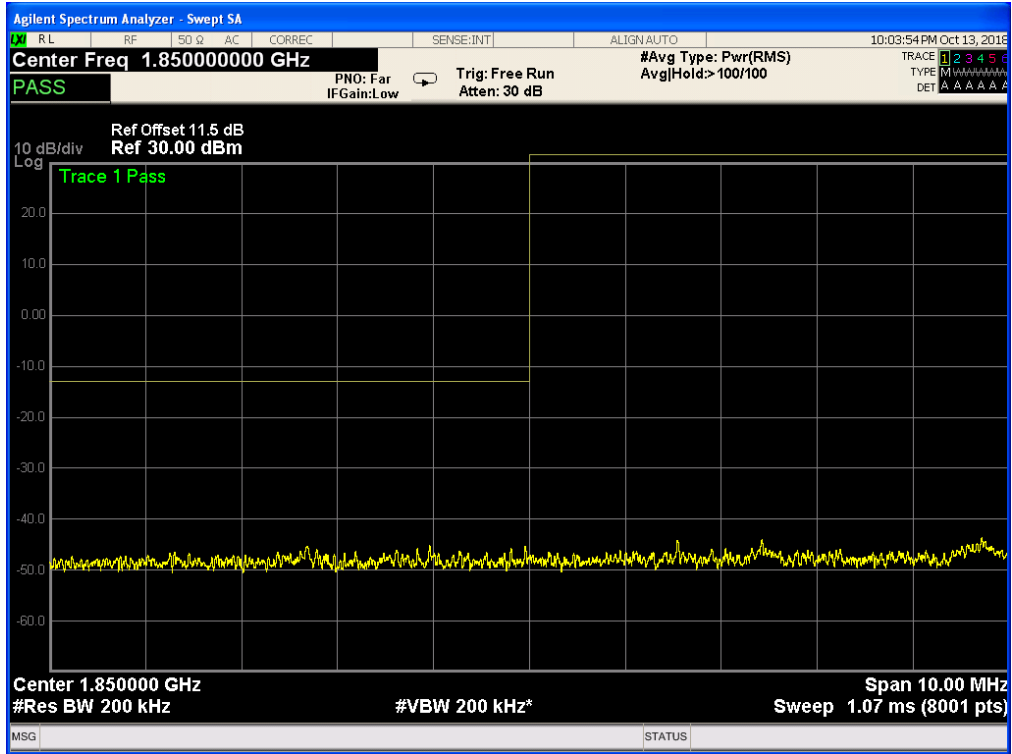
Band 2, UL Channel 19125, UL Frequency 1902.5, BW 15.0, NO. RB 75, RB POS. Low, QPSK



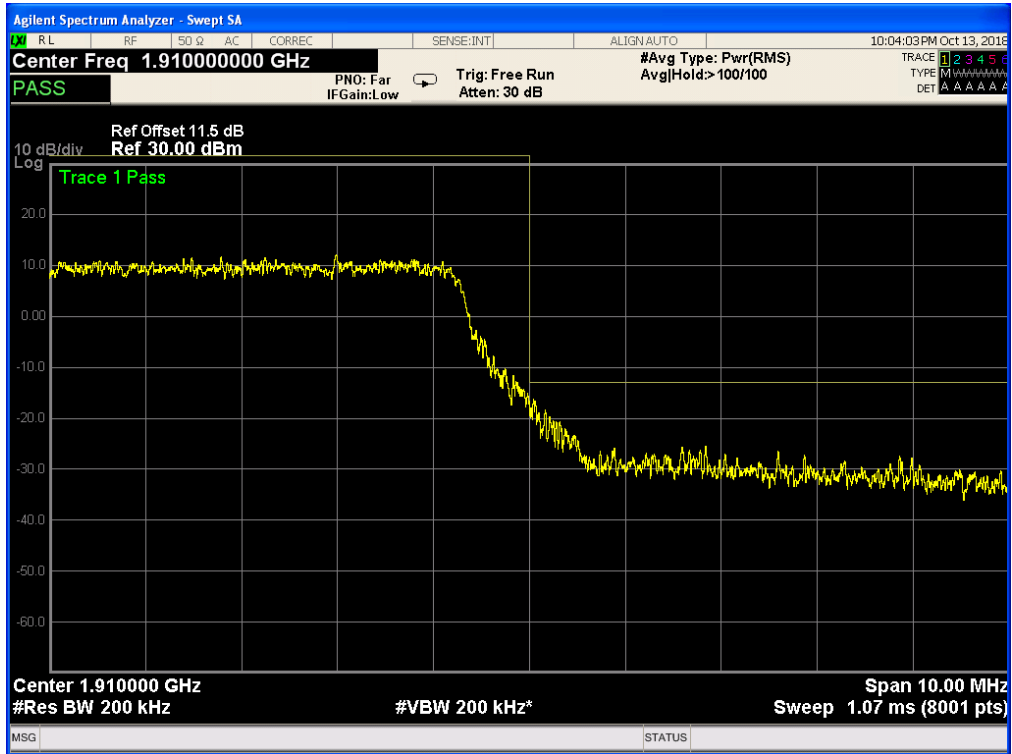
Band 2, UL Channel 19125, UL Frequency 1902.5, BW 15.0, NO. RB 75, RB POS. Low, QPSK



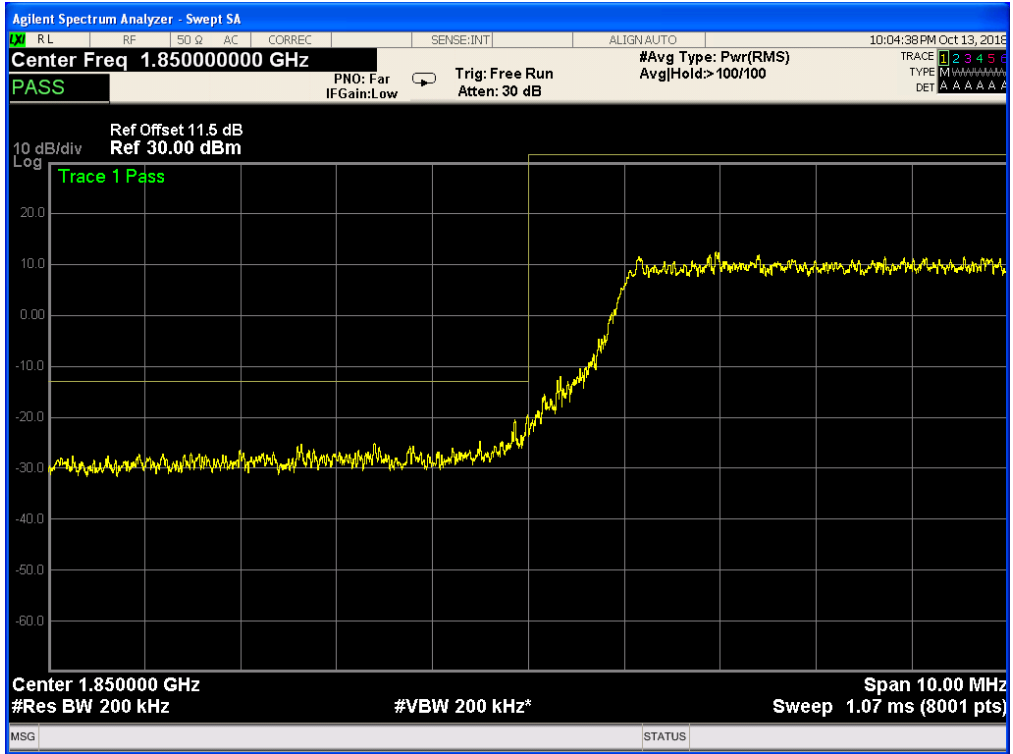
Band 2, UL Channel 19125, UL Frequency 1902.5, BW 15.0, NO. RB 75, RB POS. Low, 16QAM



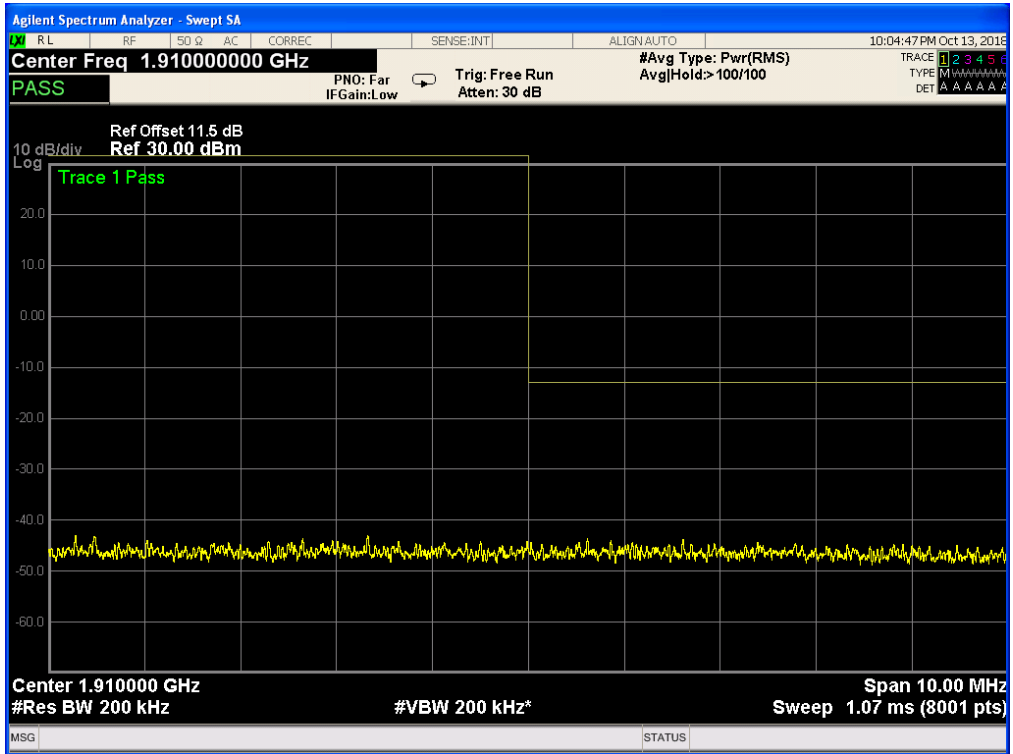
Band 2, UL Channel 19125, UL Frequency 1902.5, BW 15.0, NO. RB 75, RB POS. Low, 16QAM



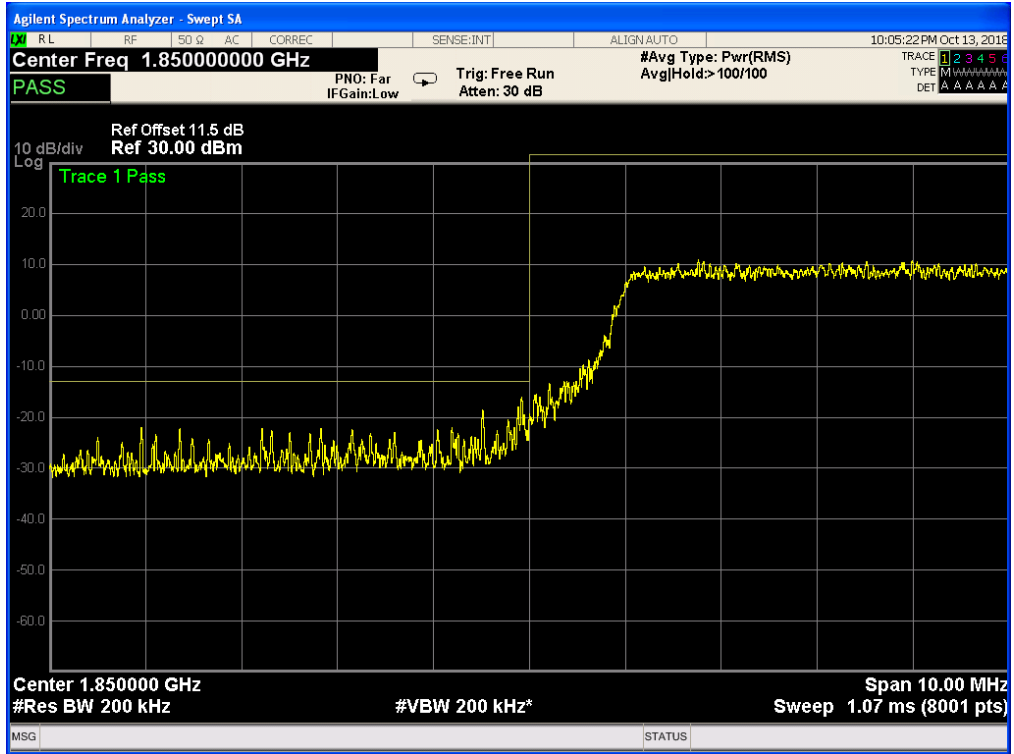
Band 2, UL Channel 18700, UL Frequency 1860.0, BW 20.0, NO. RB 100, RB POS. Low, QPSK



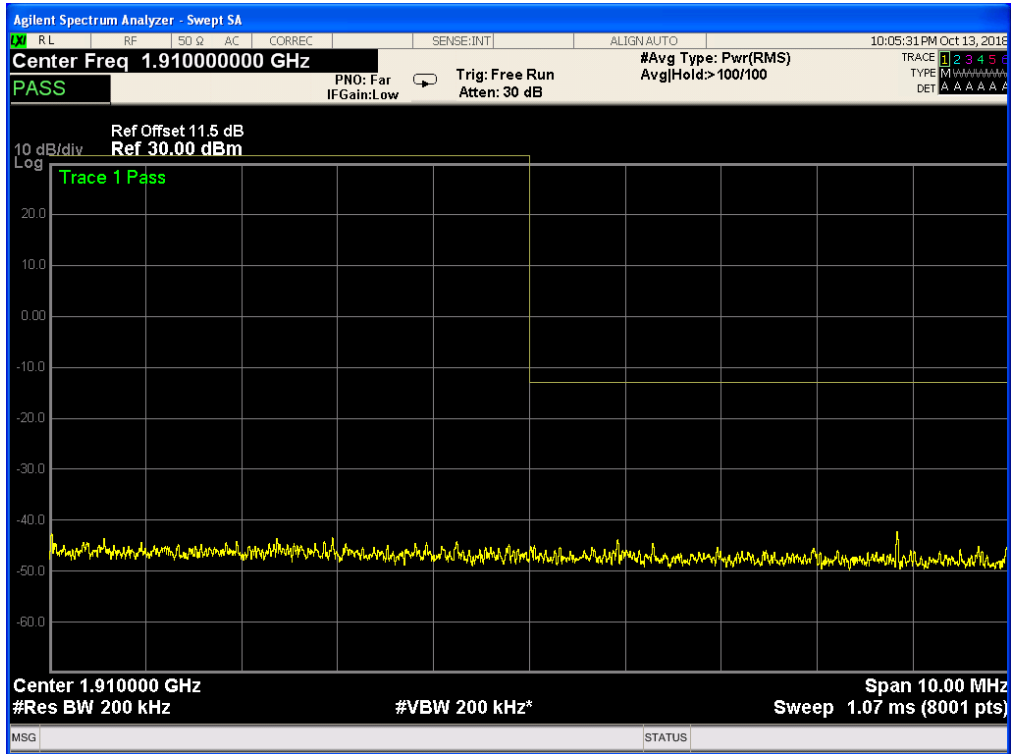
Band 2, UL Channel 18700, UL Frequency 1860.0, BW 20.0, NO. RB 100, RB POS. Low, QPSK



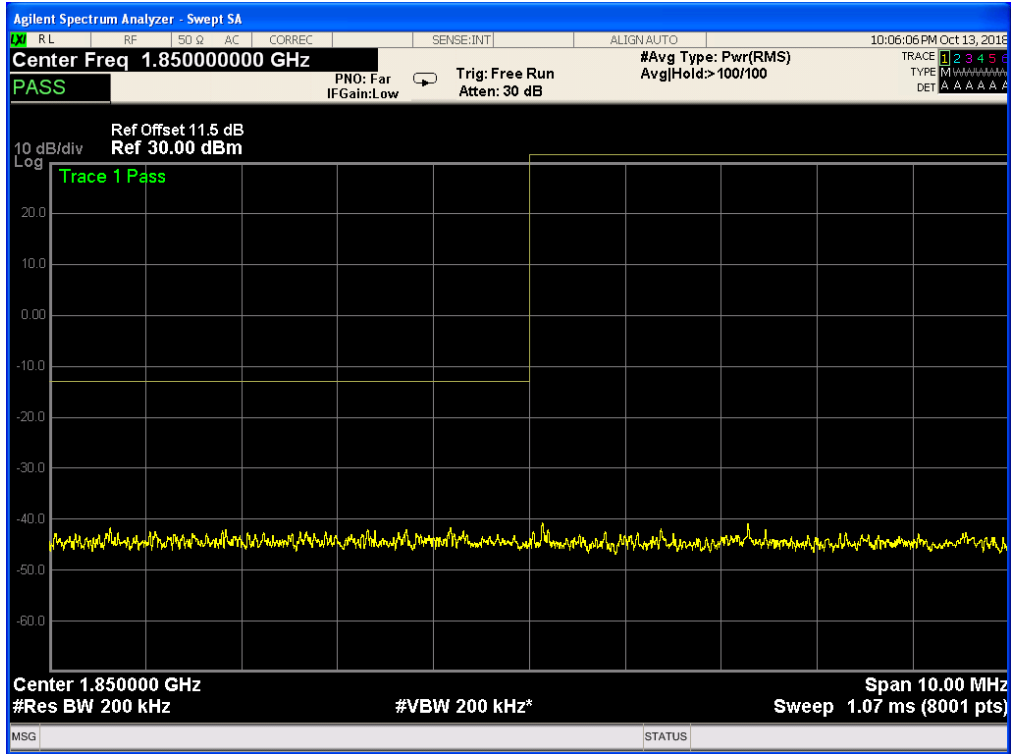
Band 2, UL Channel 18700, UL Frequency 1860.0, BW 20.0, NO. RB 100, RB POS. Low, 16QAM



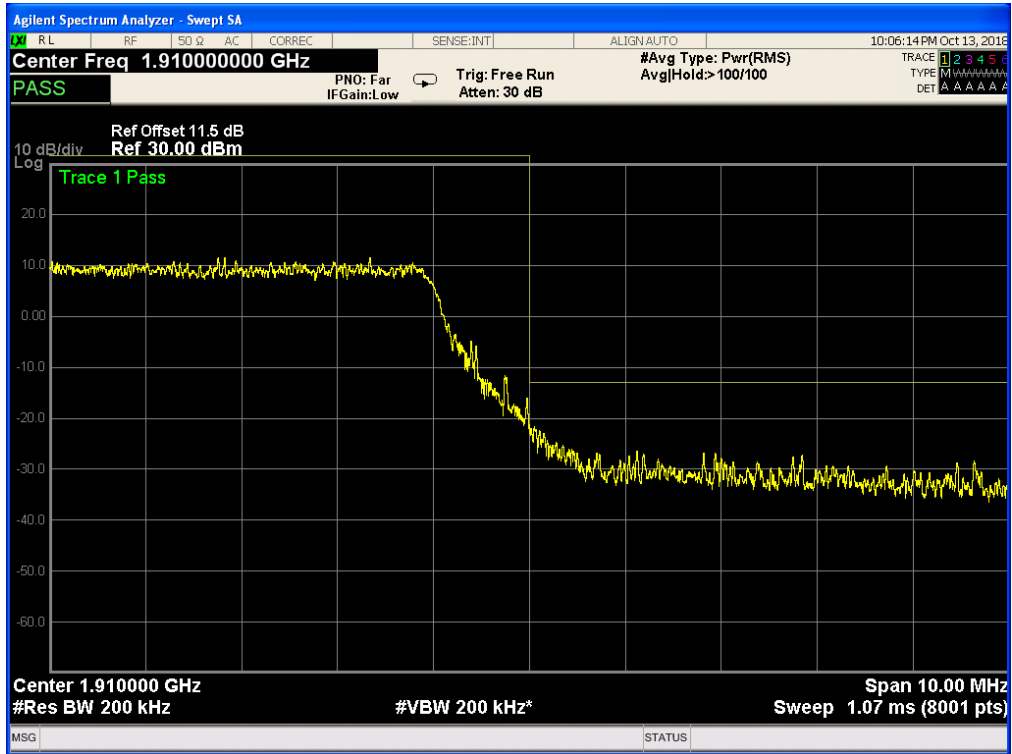
Band 2, UL Channel 18700, UL Frequency 1860.0, BW 20.0, NO. RB 100, RB POS. Low, 16QAM



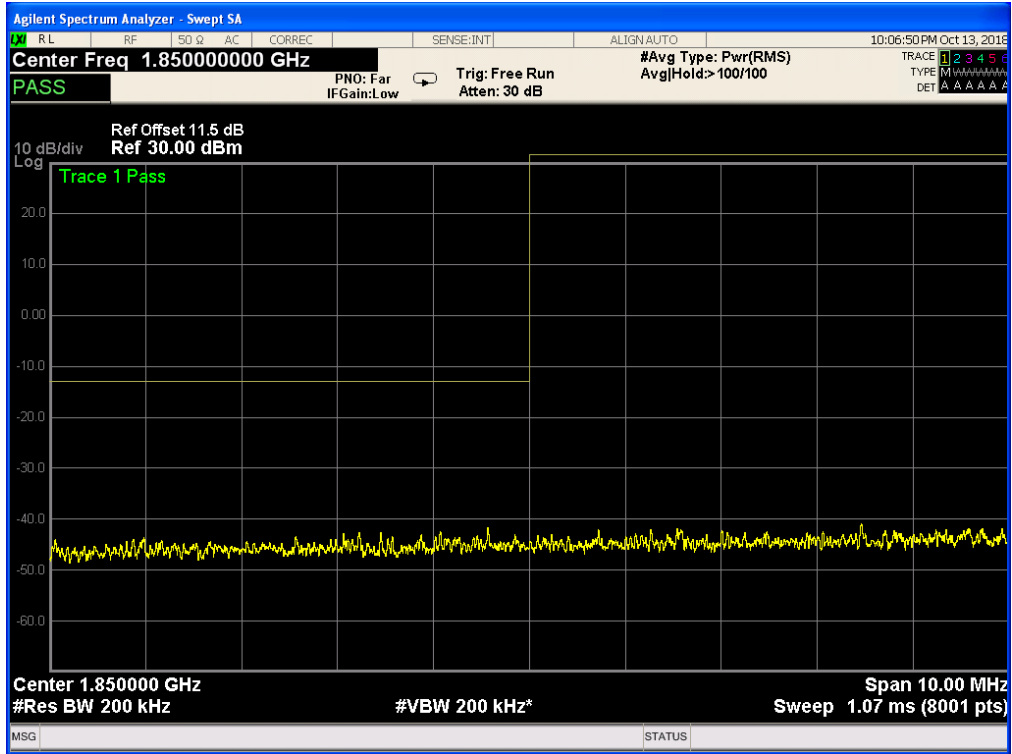
Band 2, UL Channel 19100, UL Frequency 1900.0, BW 20.0, NO. RB 100, RB POS. Low, QPSK



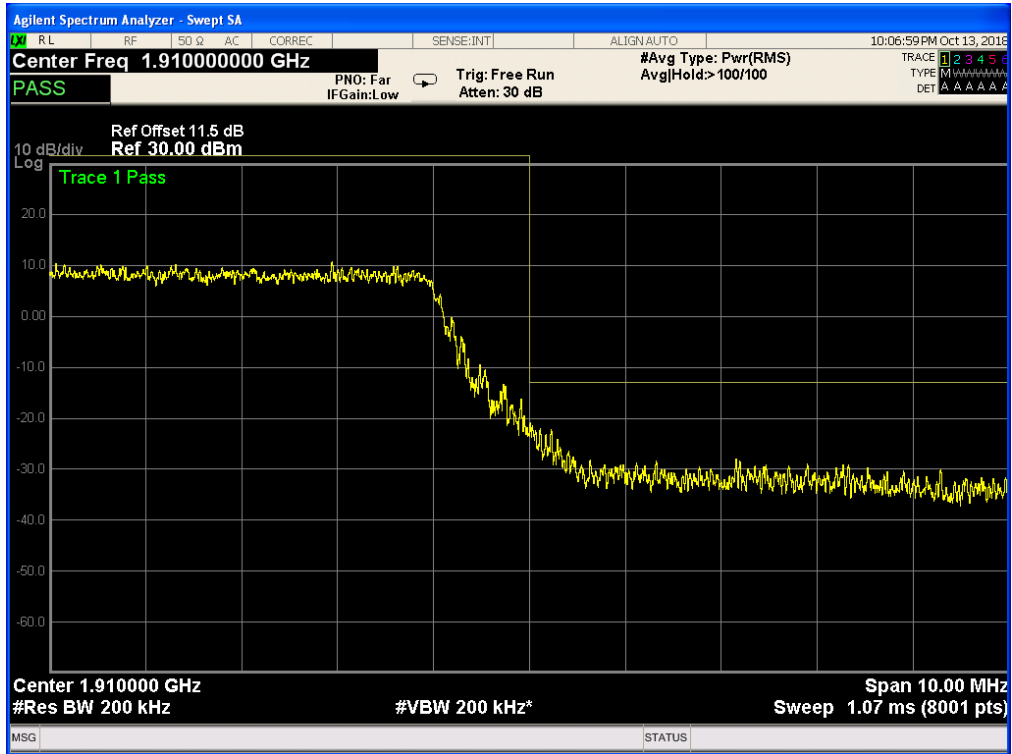
Band 2, UL Channel 19100, UL Frequency 1900.0, BW 20.0, NO. RB 100, RB POS. Low, QPSK



Band 2, UL Channel 19100, UL Frequency 1900.0, BW 20.0, NO. RB 100, RB POS. Low, 16QAM

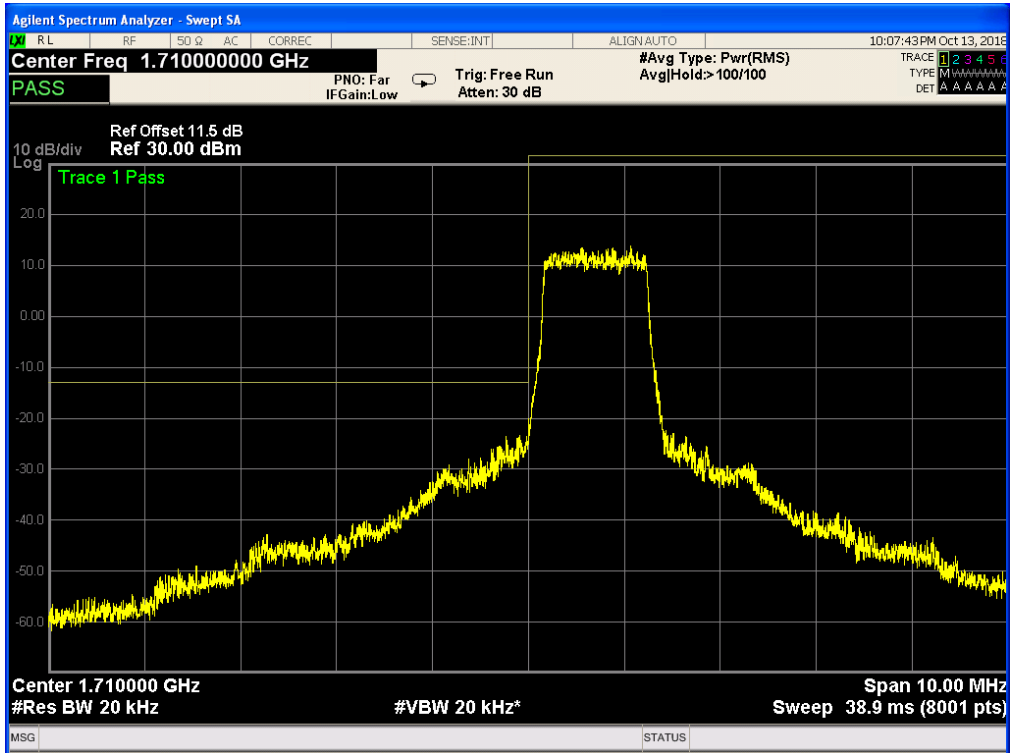


Band 2, UL Channel 19100, UL Frequency 1900.0, BW 20.0, NO. RB 100, RB POS. Low, 16QAM

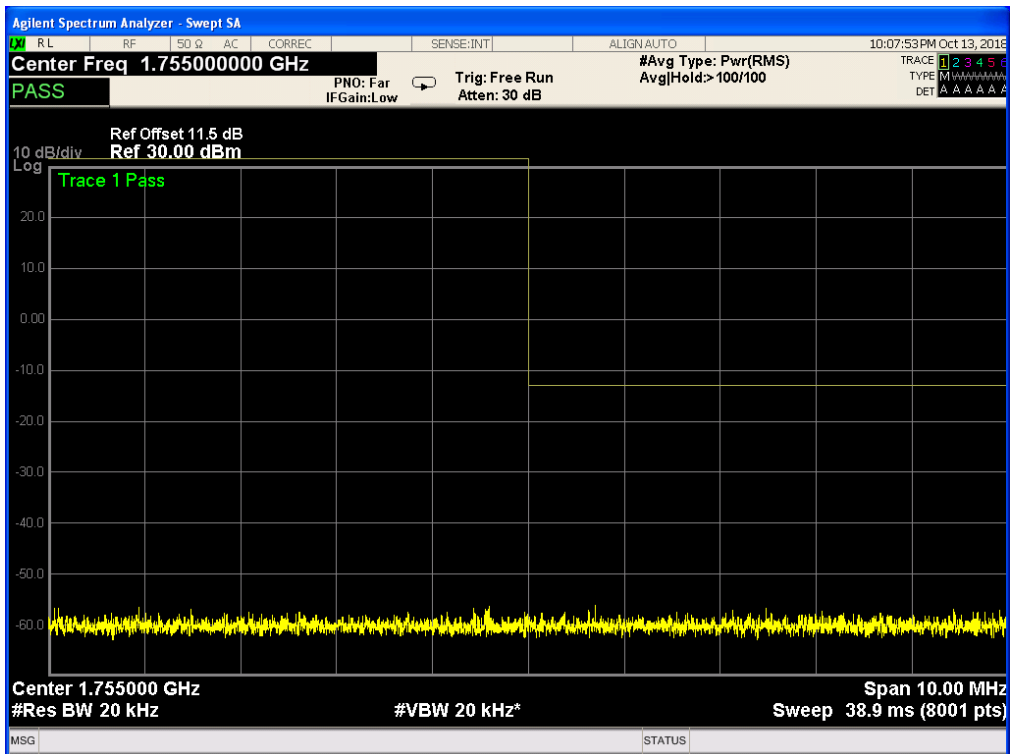


6.2 LTE BAND 4

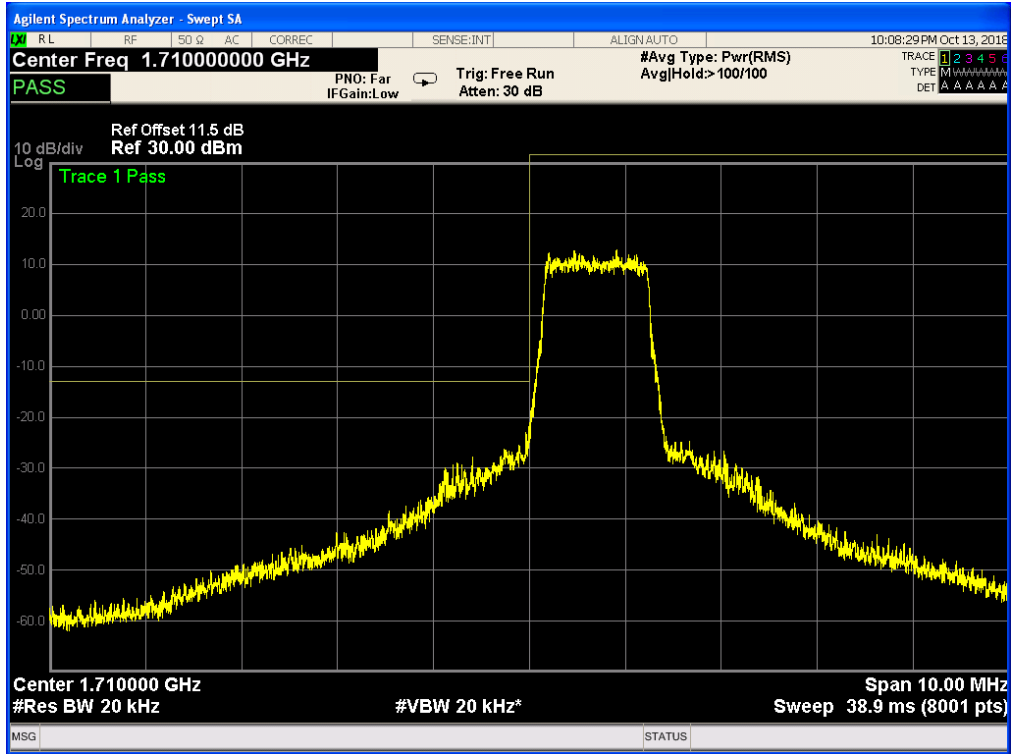
Band 4, UL Channel 19957, UL Frequency 1710.7, BW 1.4, NO. RB 6, RB POS. Low, QPSK



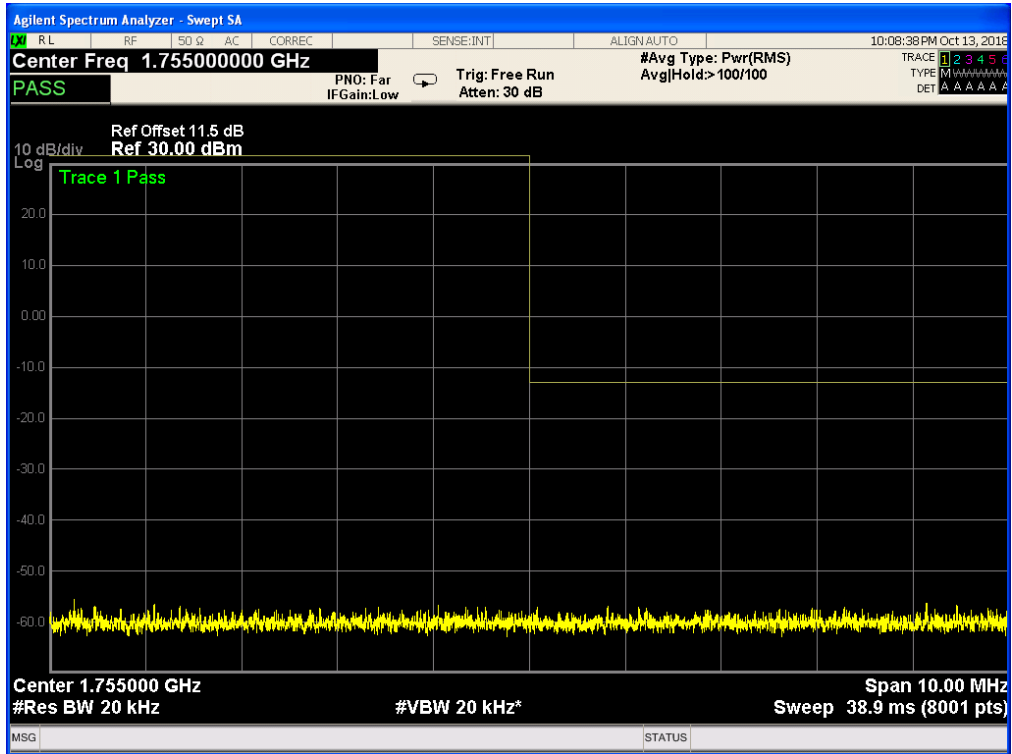
Band 4, UL Channel 19957, UL Frequency 1710.7, BW 1.4, NO. RB 6, RB POS. Low, QPSK



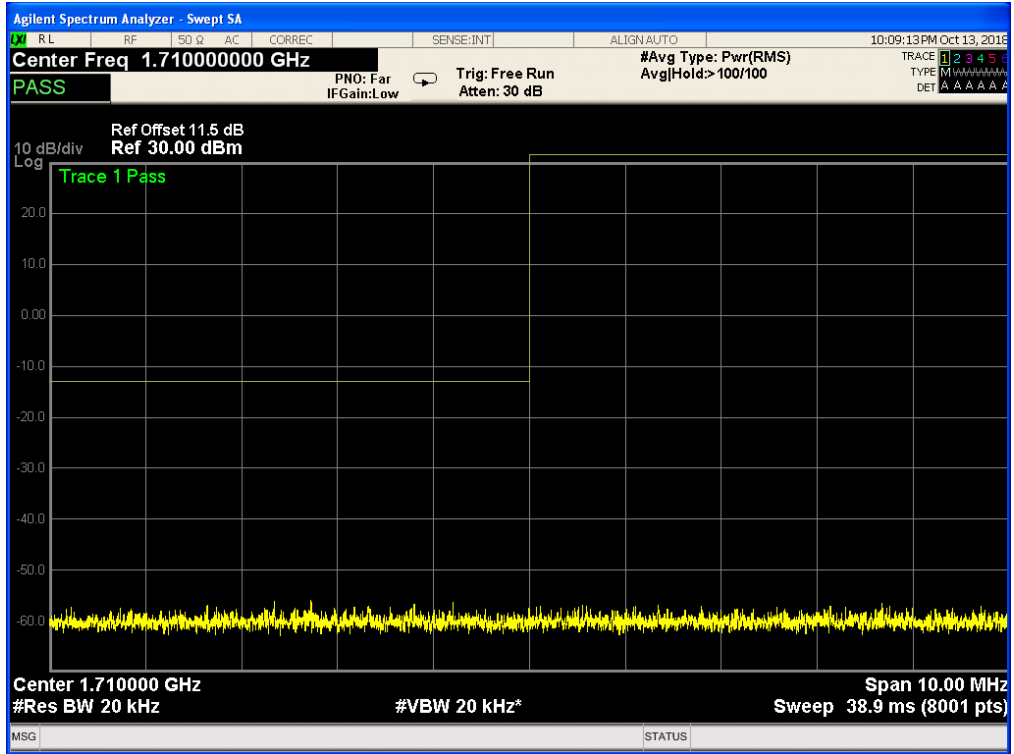
Band 4, UL Channel 19957, UL Frequency 1710.7, BW 1.4, NO. RB 6, RB POS. Low, 16QAM



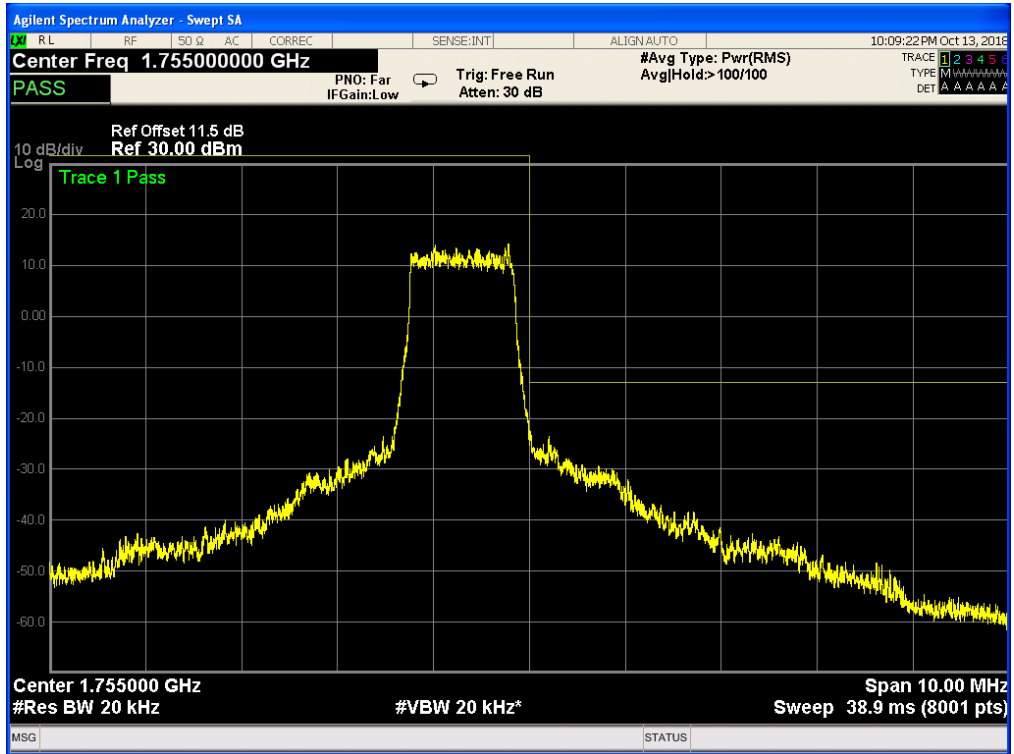
Band 4, UL Channel 19957, UL Frequency 1710.7, BW 1.4, NO. RB 6, RB POS. Low, 16QAM



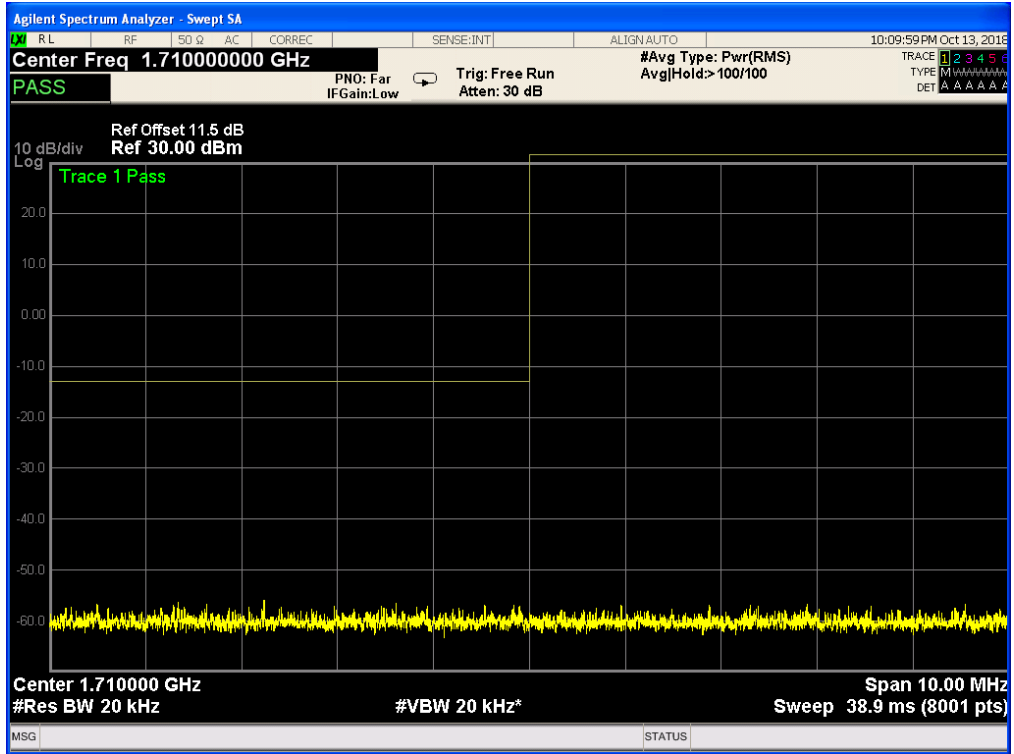
Band 4, UL Channel 20393, UL Frequency 1754.3, BW 1.4, NO. RB 6, RB POS. Low, QPSK



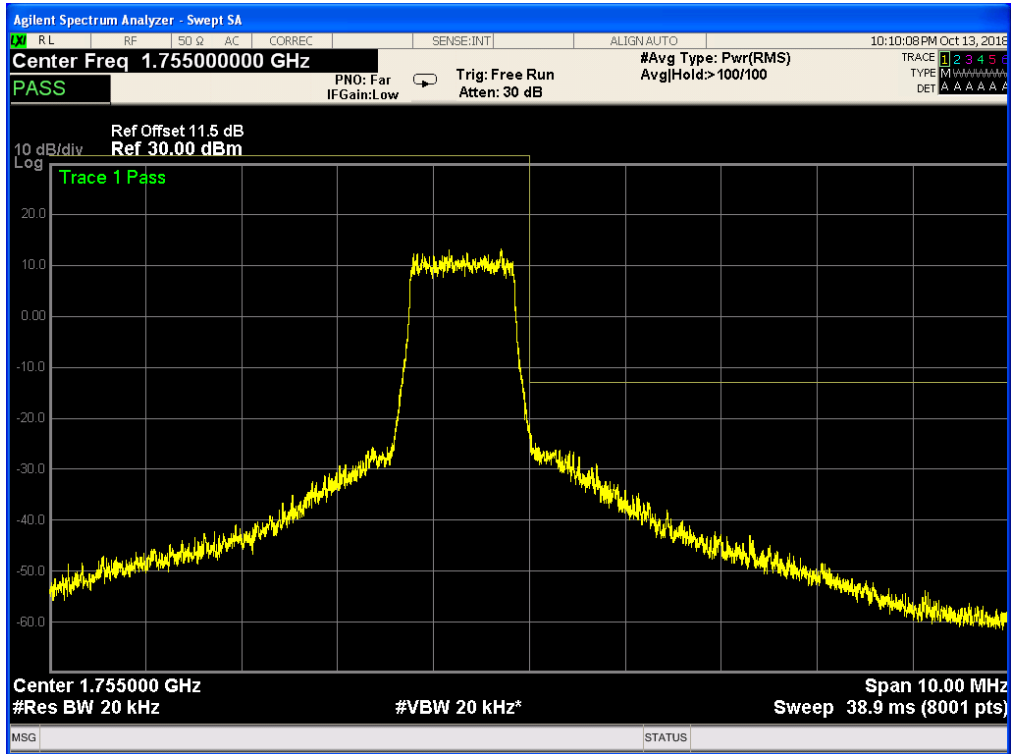
Band 4, UL Channel 20393, UL Frequency 1754.3, BW 1.4, NO. RB 6, RB POS. Low, QPSK



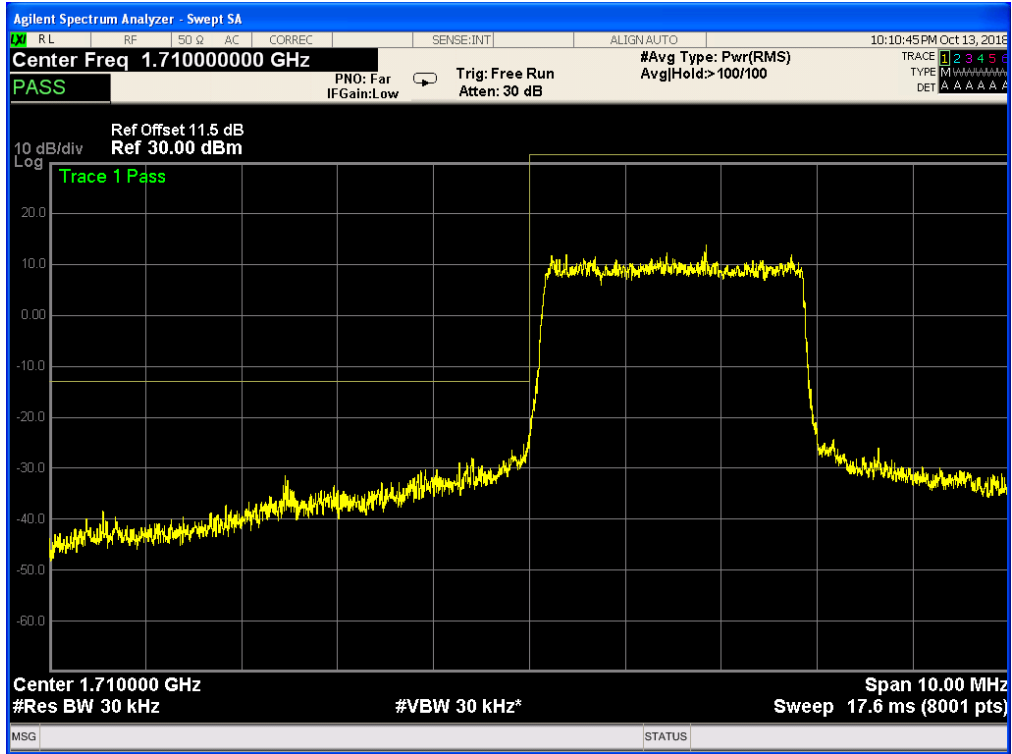
Band 4, UL Channel 20393, UL Frequency 1754.3, BW 1.4, NO. RB 6, RB POS. Low, 16QAM



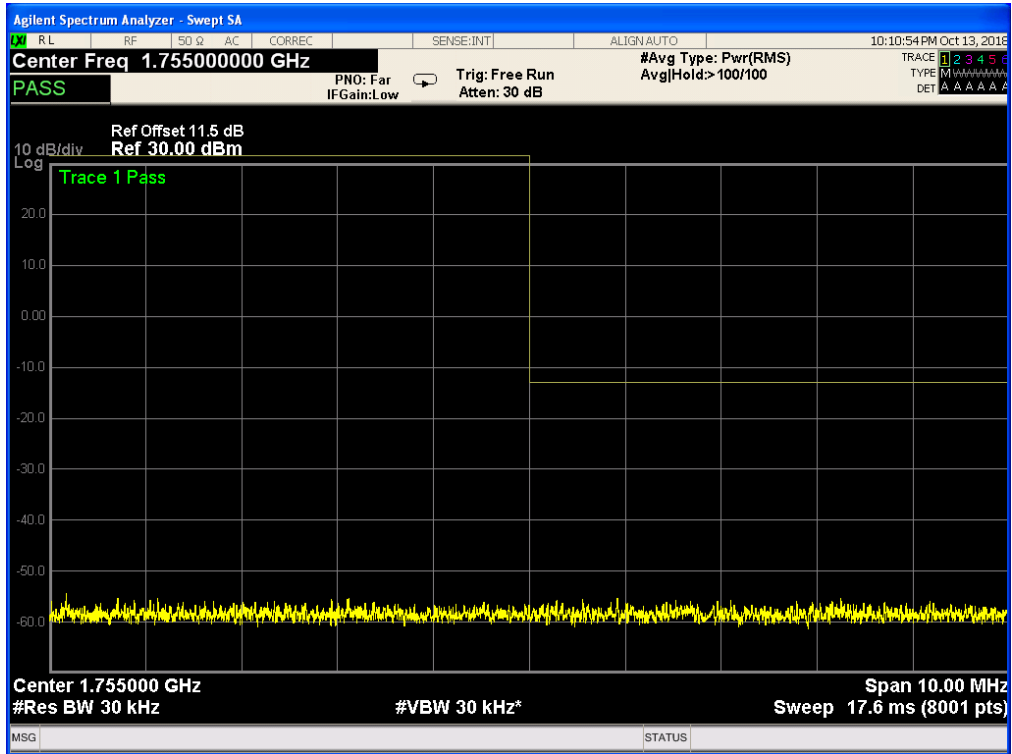
Band 4, UL Channel 20393, UL Frequency 1754.3, BW 1.4, NO. RB 6, RB POS. Low, 16QAM



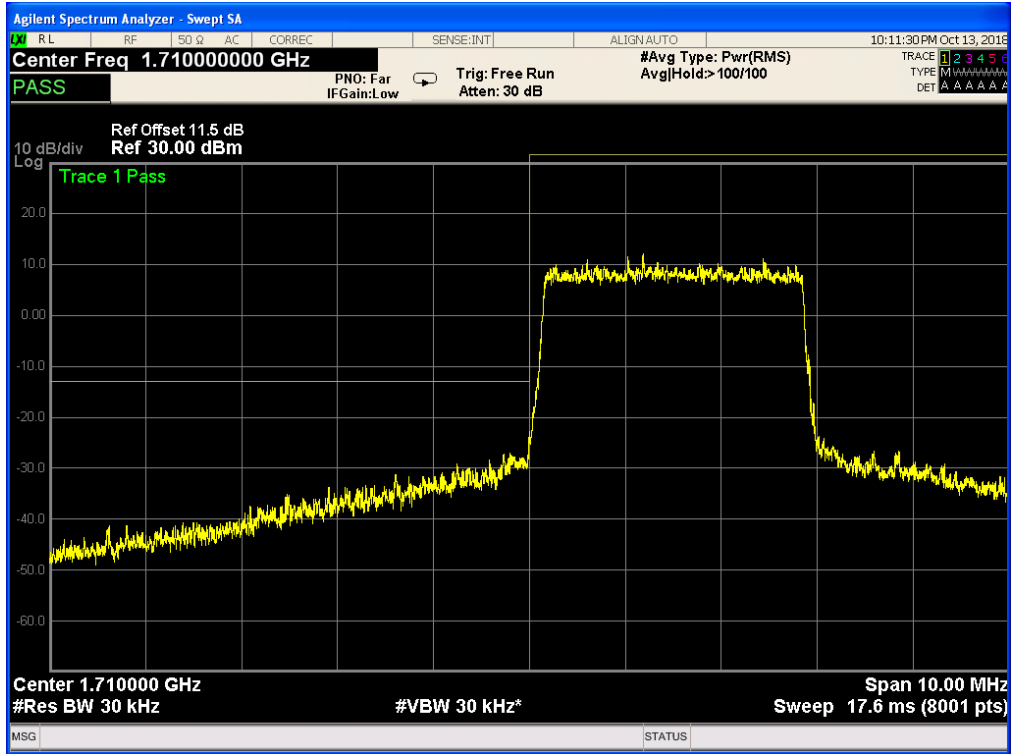
Band 4, UL Channel 19965, UL Frequency 1711.5, BW 3.0, NO. RB 15, RB POS. Low, QPSK



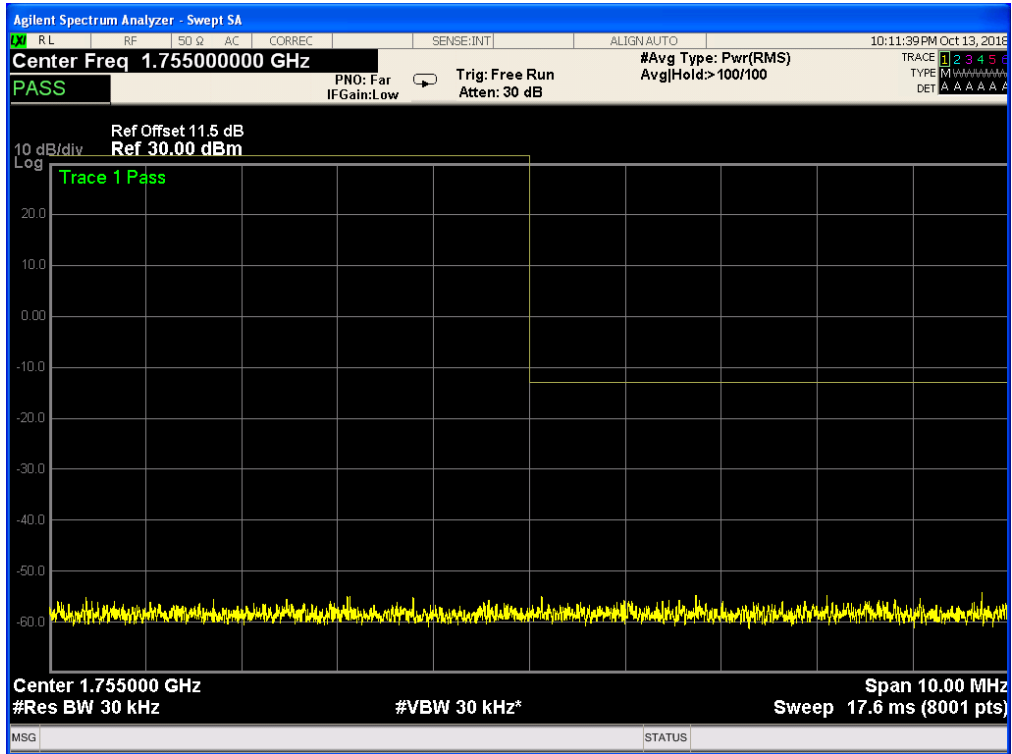
Band 4, UL Channel 19965, UL Frequency 1711.5, BW 3.0, NO. RB 15, RB POS. Low, QPSK



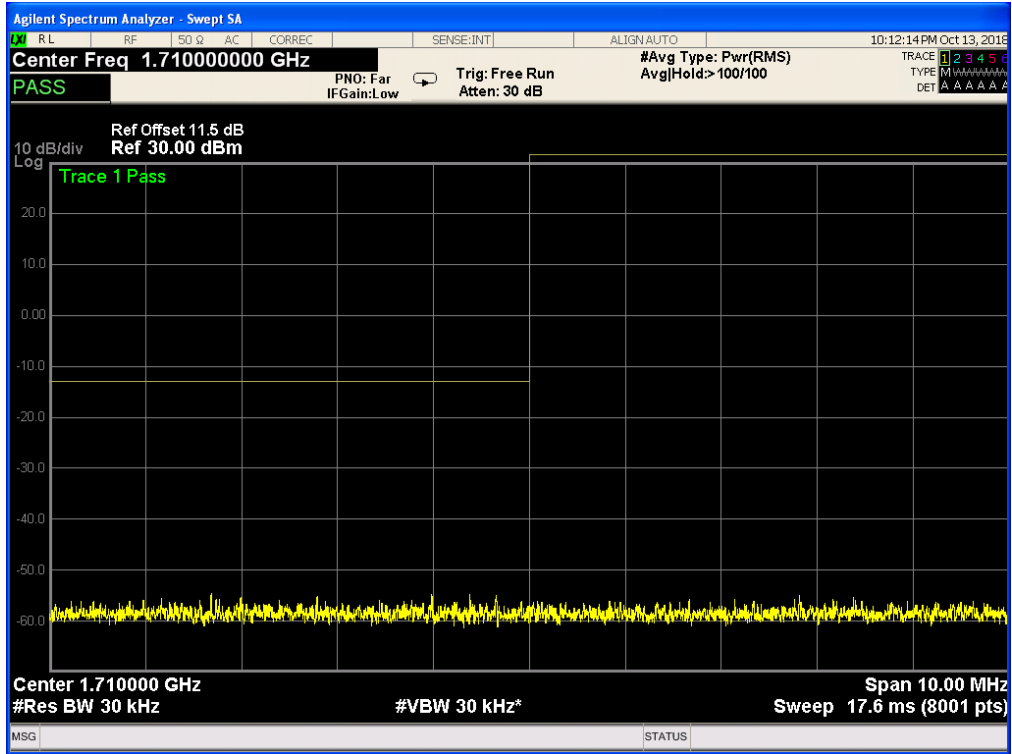
Band 4, UL Channel 19965, UL Frequency 1711.5, BW 3.0, NO. RB 15, RB POS. Low, 16QAM



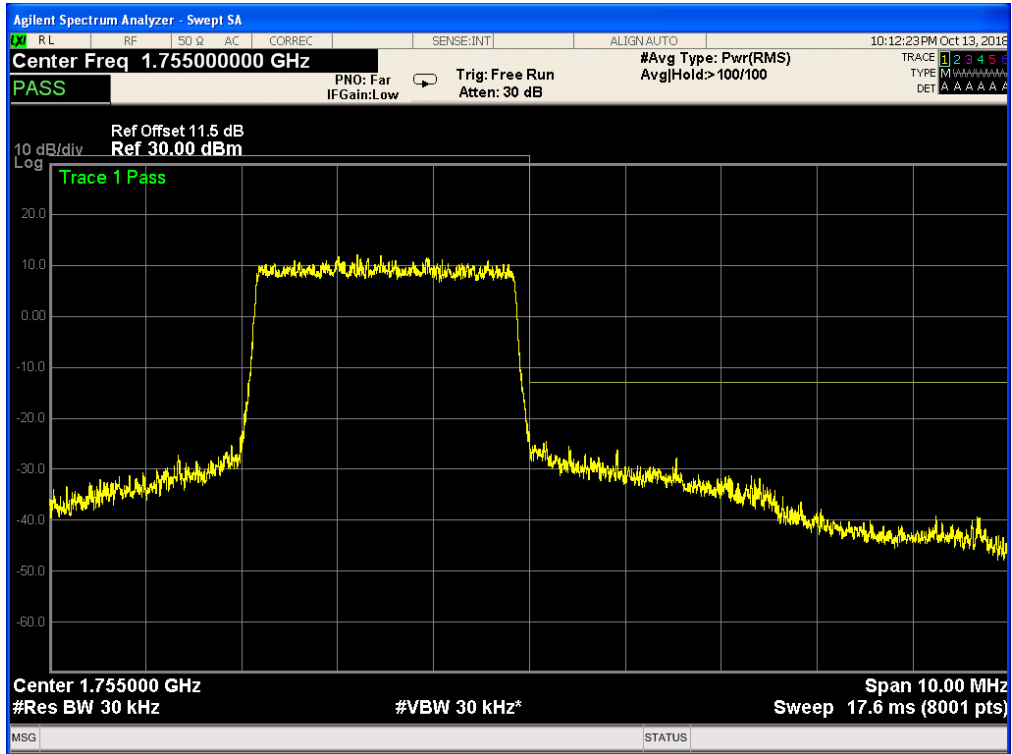
Band 4, UL Channel 19965, UL Frequency 1711.5, BW 3.0, NO. RB 15, RB POS. Low, 16QAM



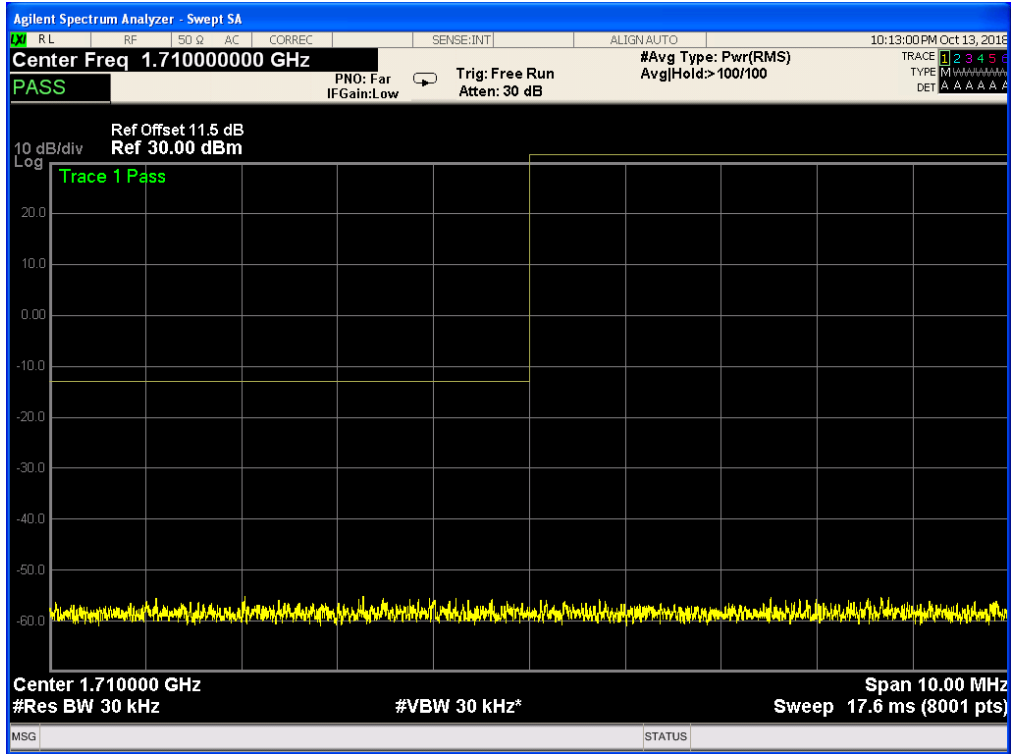
Band 4, UL Channel 20385, UL Frequency 1753.5, BW 3.0, NO. RB 15, RB POS. Low, QPSK



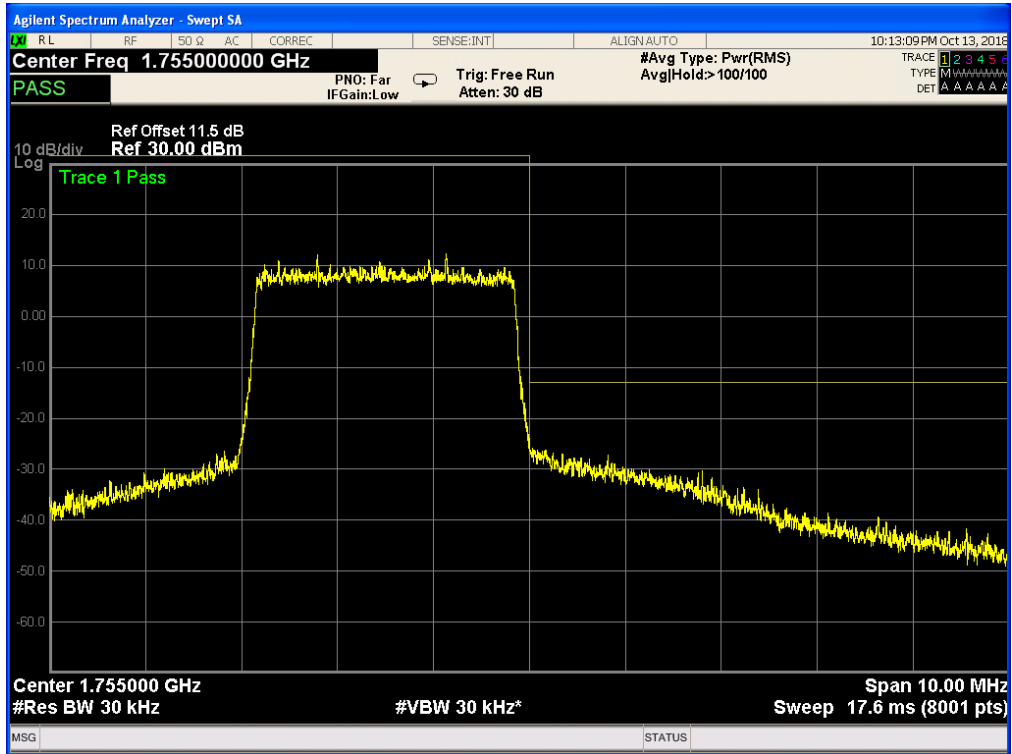
Band 4, UL Channel 20385, UL Frequency 1753.5, BW 3.0, NO. RB 15, RB POS. Low, QPSK



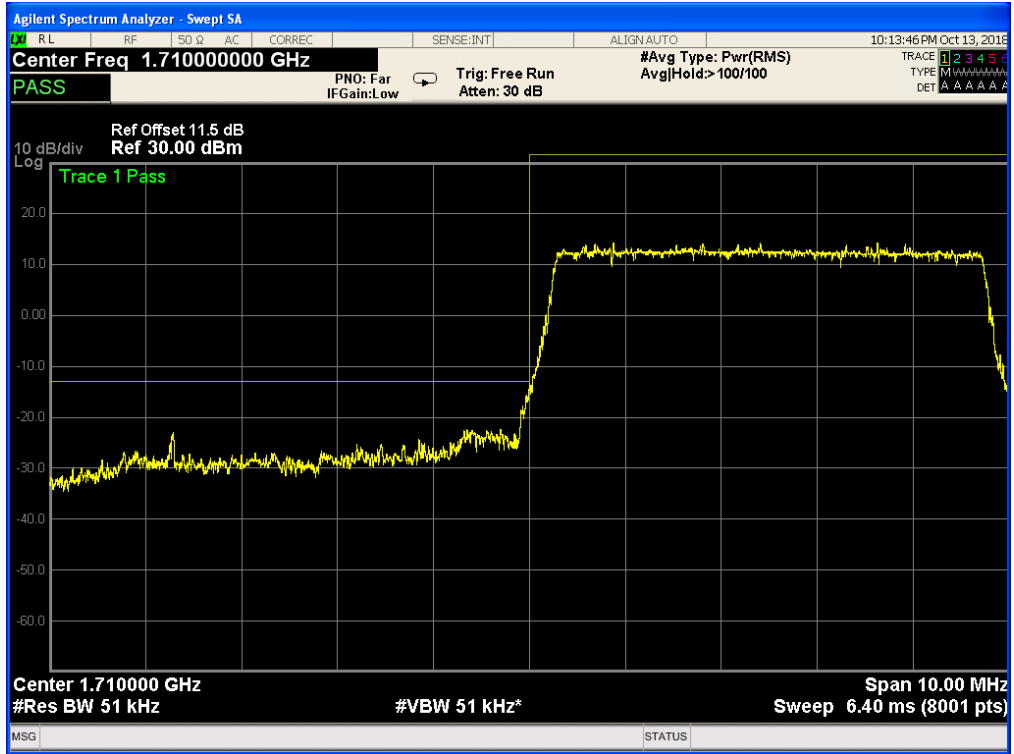
Band 4, UL Channel 20385, UL Frequency 1753.5, BW 3.0, NO. RB 15, RB POS. Low, 16QAM



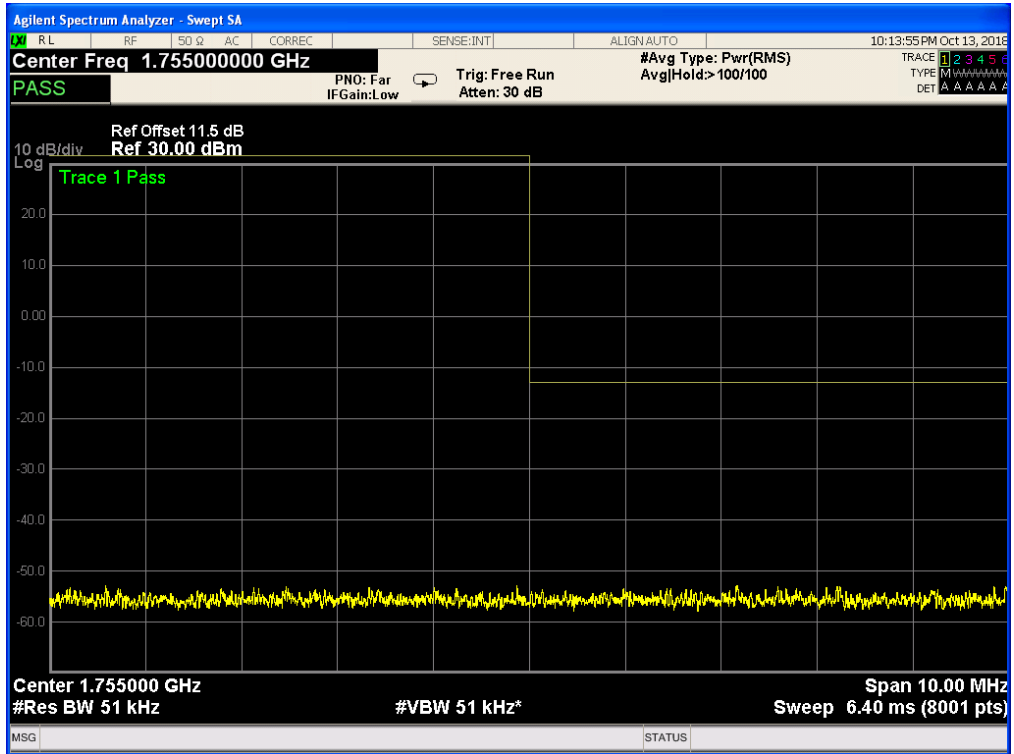
Band 4, UL Channel 20385, UL Frequency 1753.5, BW 3.0, NO. RB 15, RB POS. Low, 16QAM



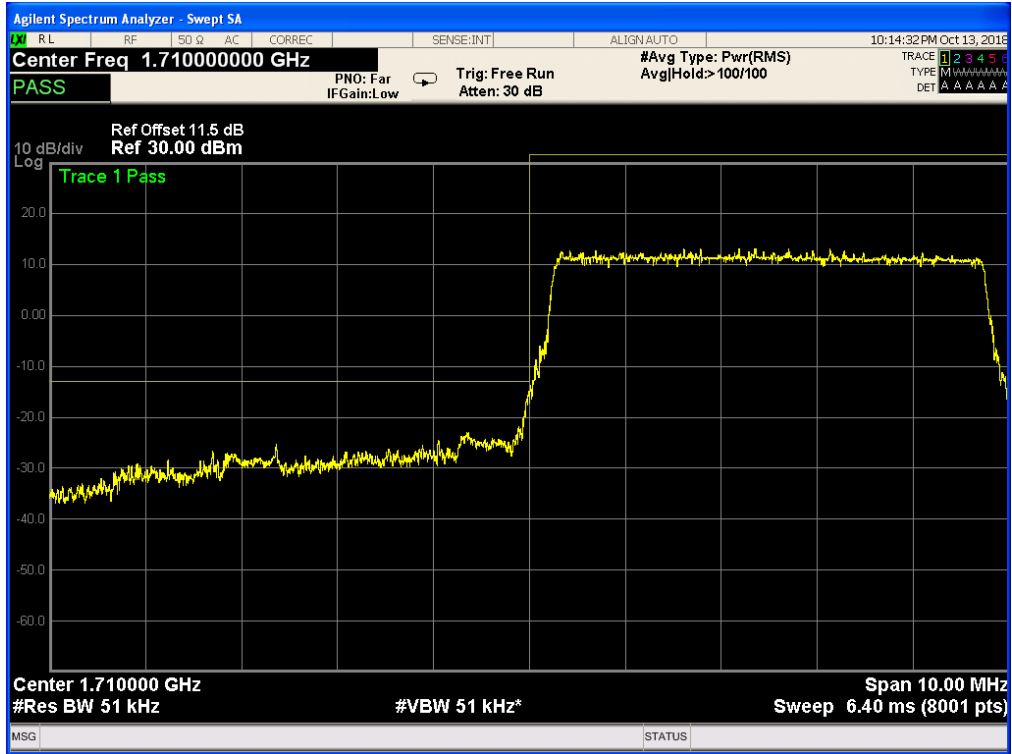
Band 4, UL Channel 19975, UL Frequency 1712.5, BW 5.0, NO. RB 25, RB POS. Low, QPSK



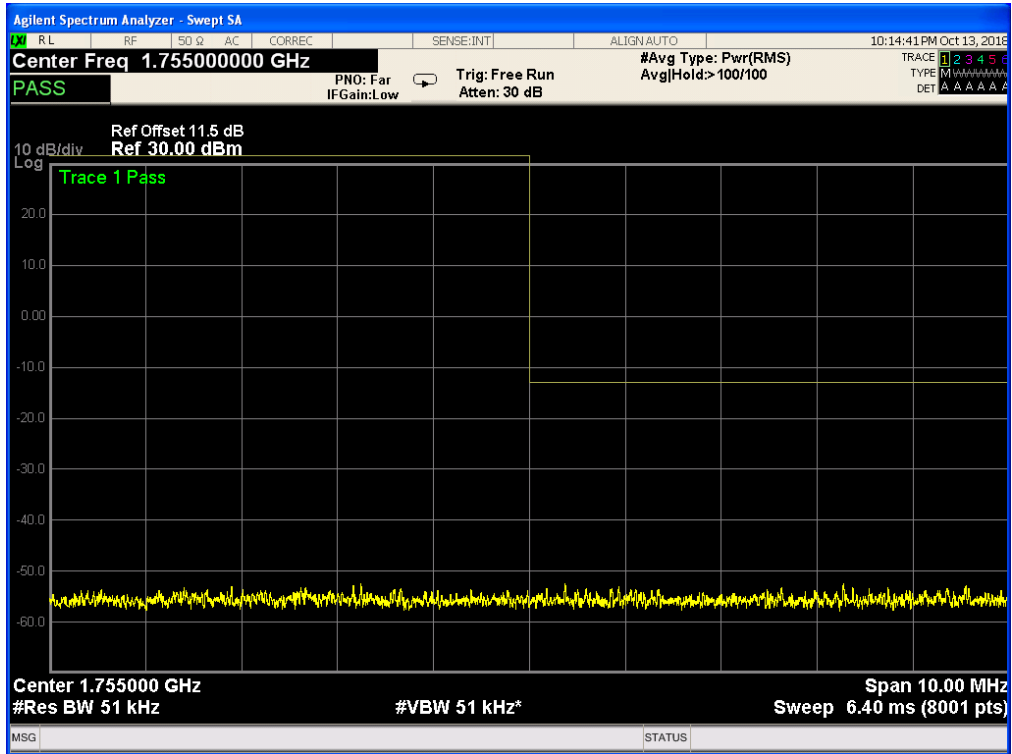
Band 4, UL Channel 19975, UL Frequency 1712.5, BW 5.0, NO. RB 25, RB POS. Low, QPSK



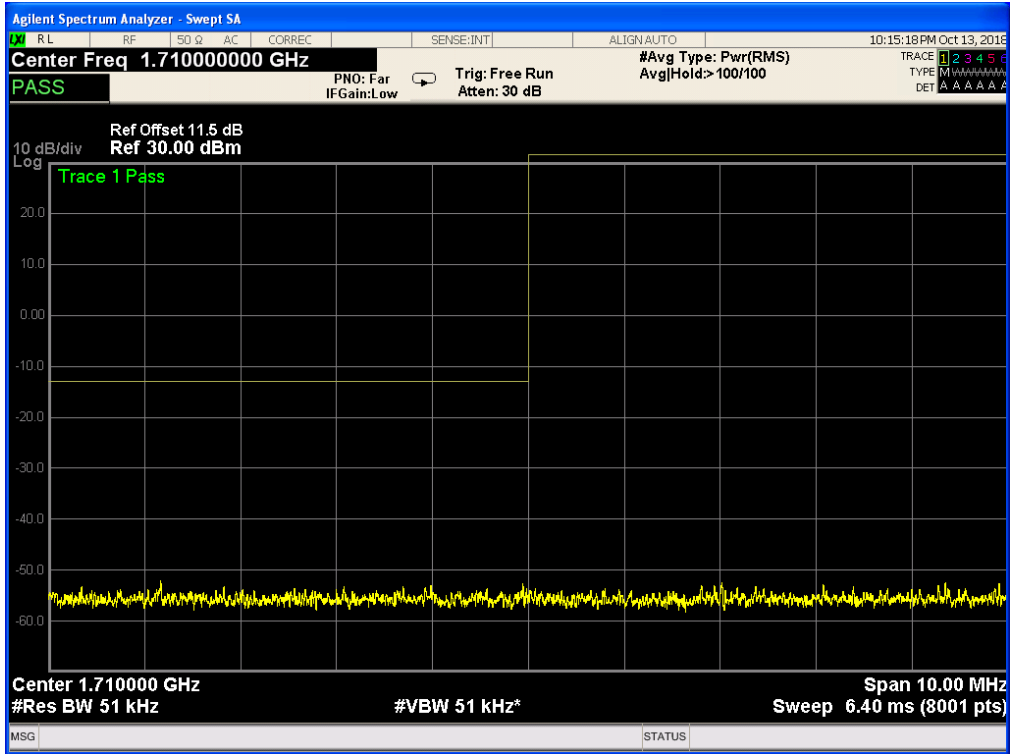
Band 4, UL Channel 19975, UL Frequency 1712.5, BW 5.0, NO. RB 25, RB POS. Low, 16QAM



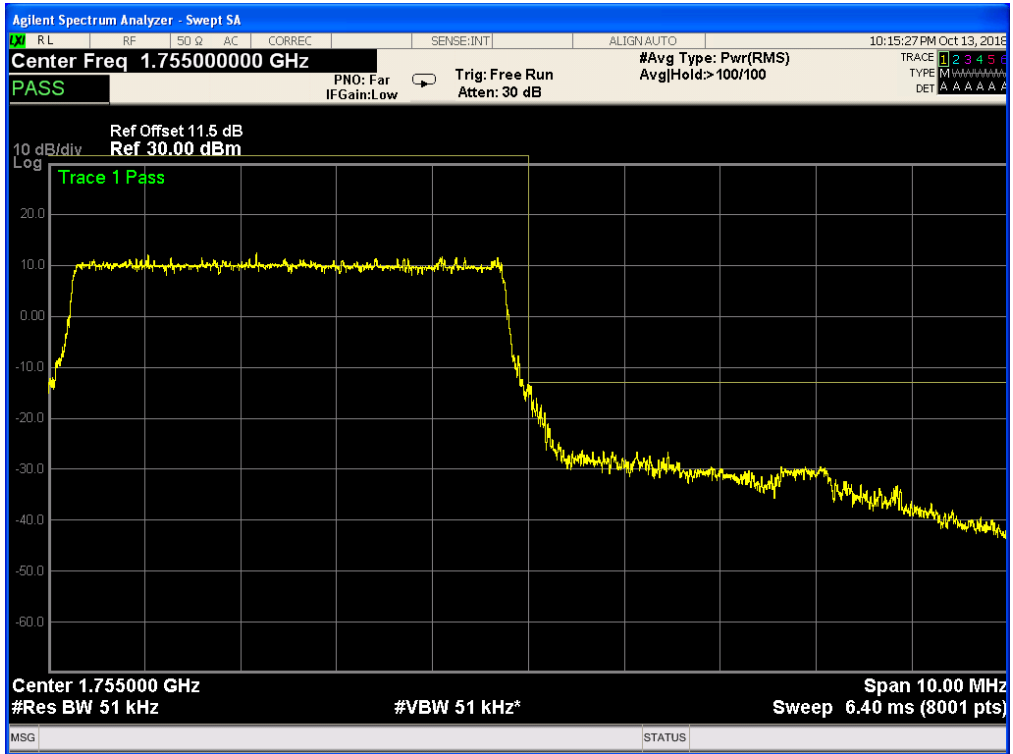
Band 4, UL Channel 19975, UL Frequency 1712.5, BW 5.0, NO. RB 25, RB POS. Low, 16QAM



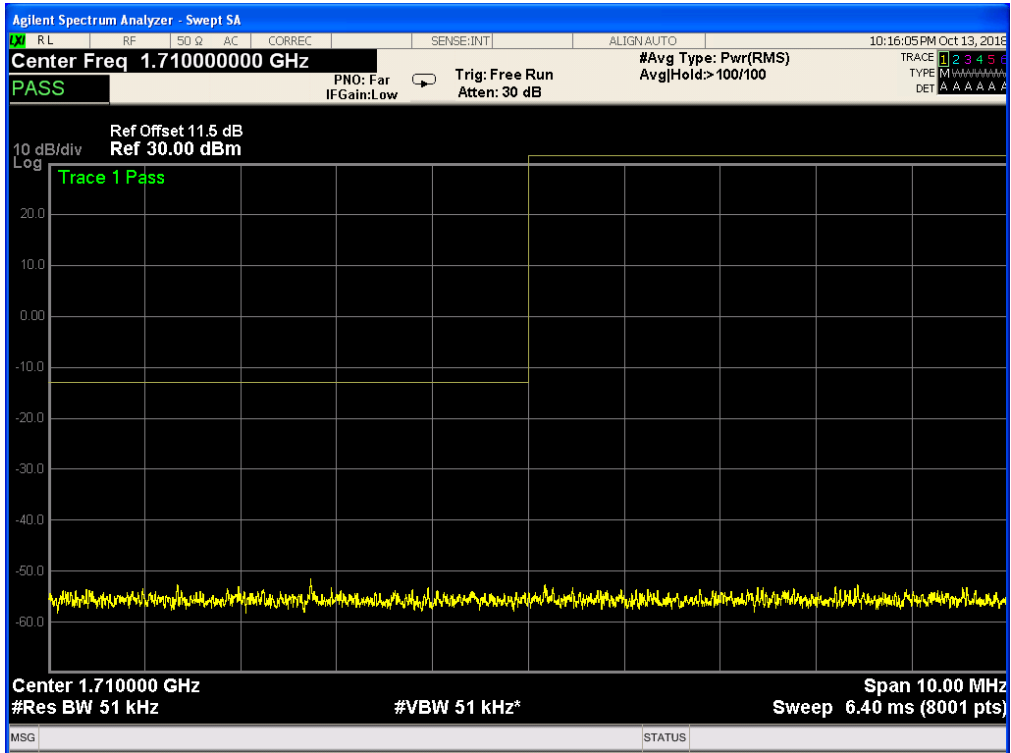
Band 4, UL Channel 20375, UL Frequency 1752.5, BW 5.0, NO. RB 25, RB POS. Low, QPSK



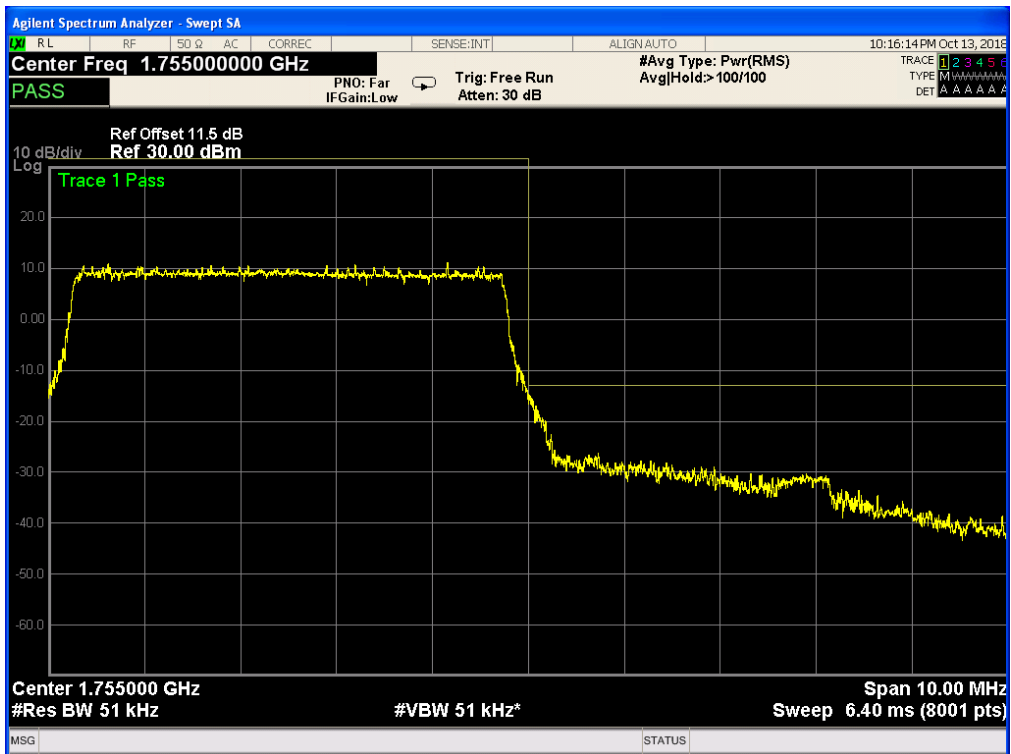
Band 4, UL Channel 20375, UL Frequency 1752.5, BW 5.0, NO. RB 25, RB POS. Low, QPSK



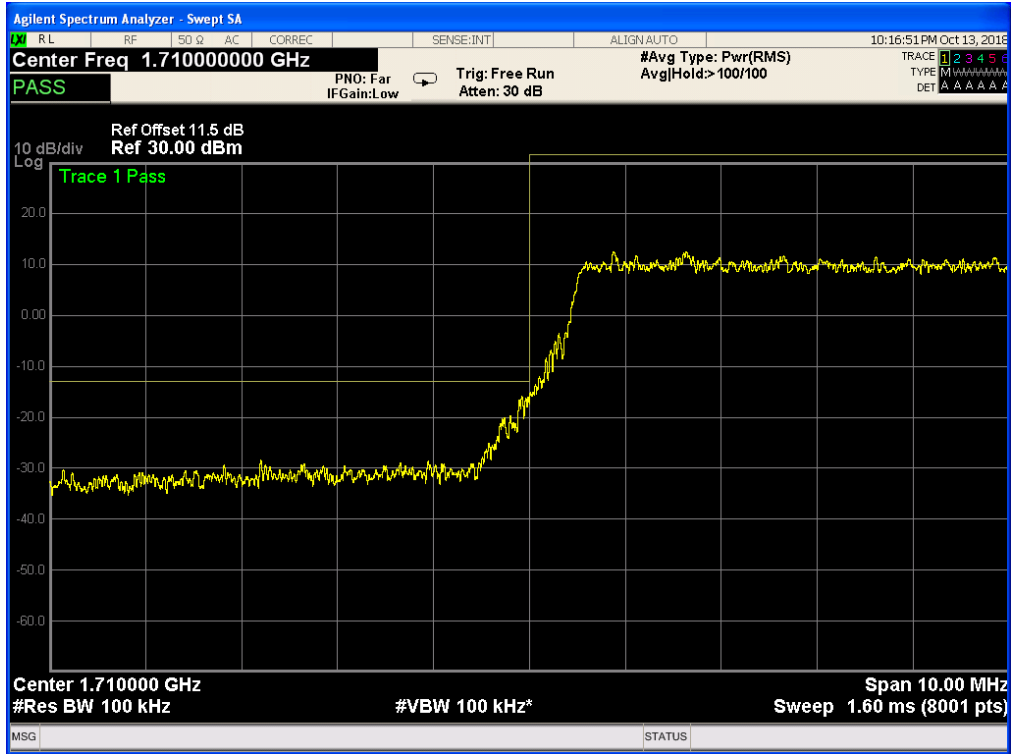
Band 4, UL Channel 20375, UL Frequency 1752.5, BW 5.0, NO. RB 25, RB POS. Low, 16QAM



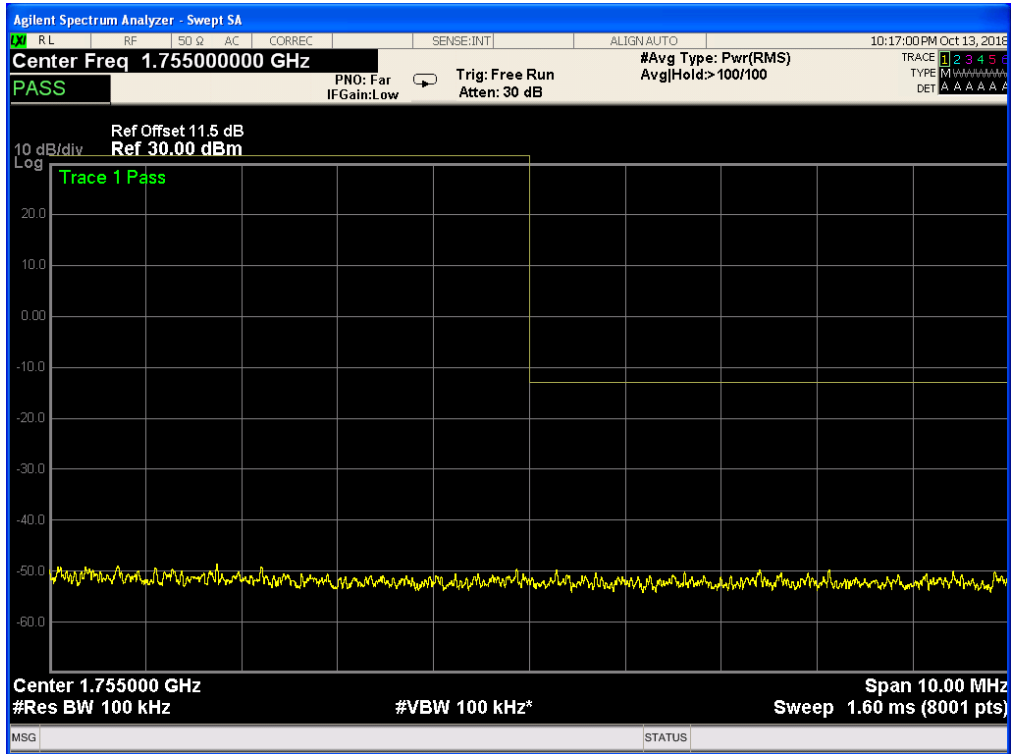
Band 4, UL Channel 20375, UL Frequency 1752.5, BW 5.0, NO. RB 25, RB POS. Low, 16QAM



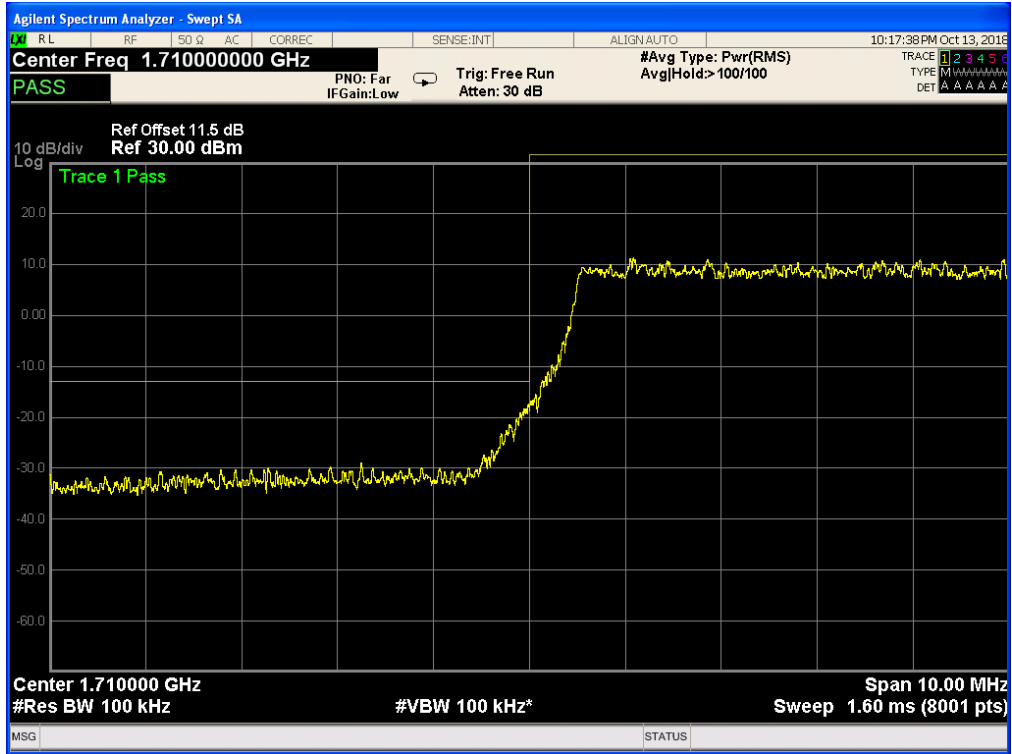
Band 4, UL Channel 2000, UL Frequency 1715.0, BW 10.0, NO. RB 50, RB POS. Low, QPSK



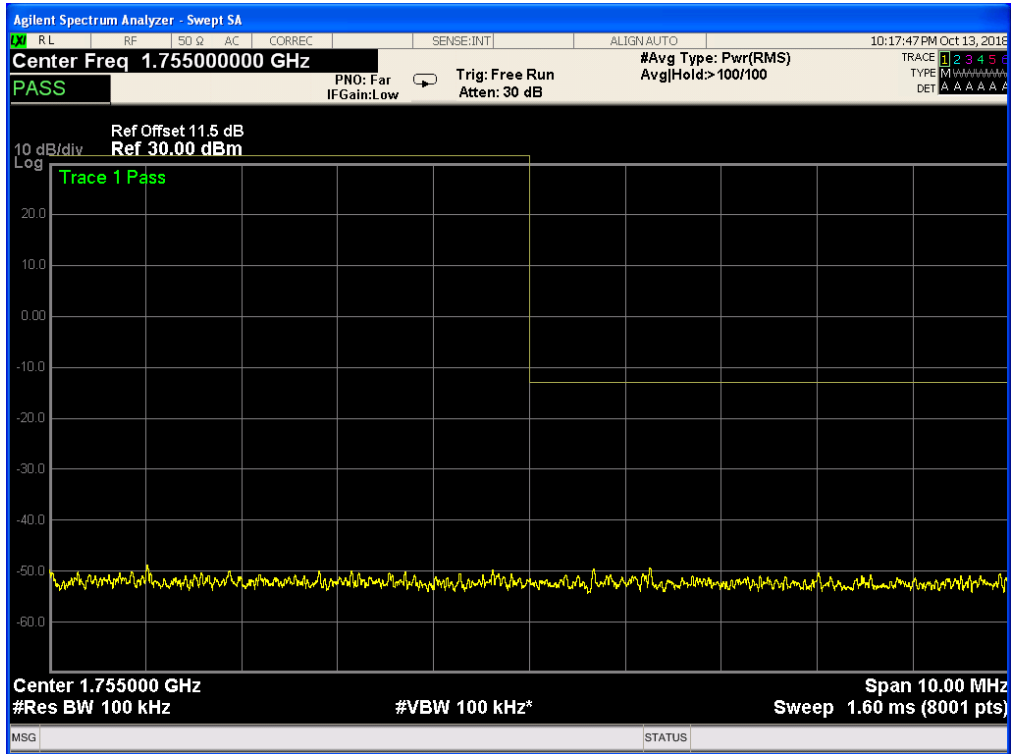
Band 4, UL Channel 2000, UL Frequency 1715.0, BW 10.0, NO. RB 50, RB POS. Low, QPSK



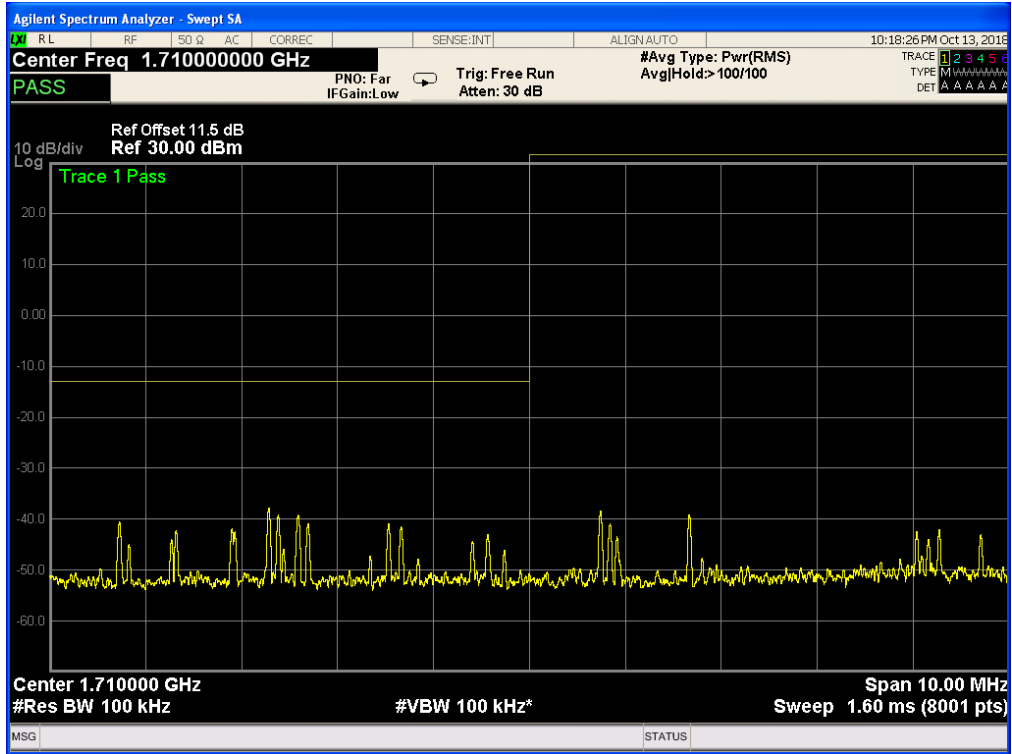
Band 4, UL Channel 2000, UL Frequency 1715.0, BW 10.0, NO. RB 50, RB POS. Low, 16QAM



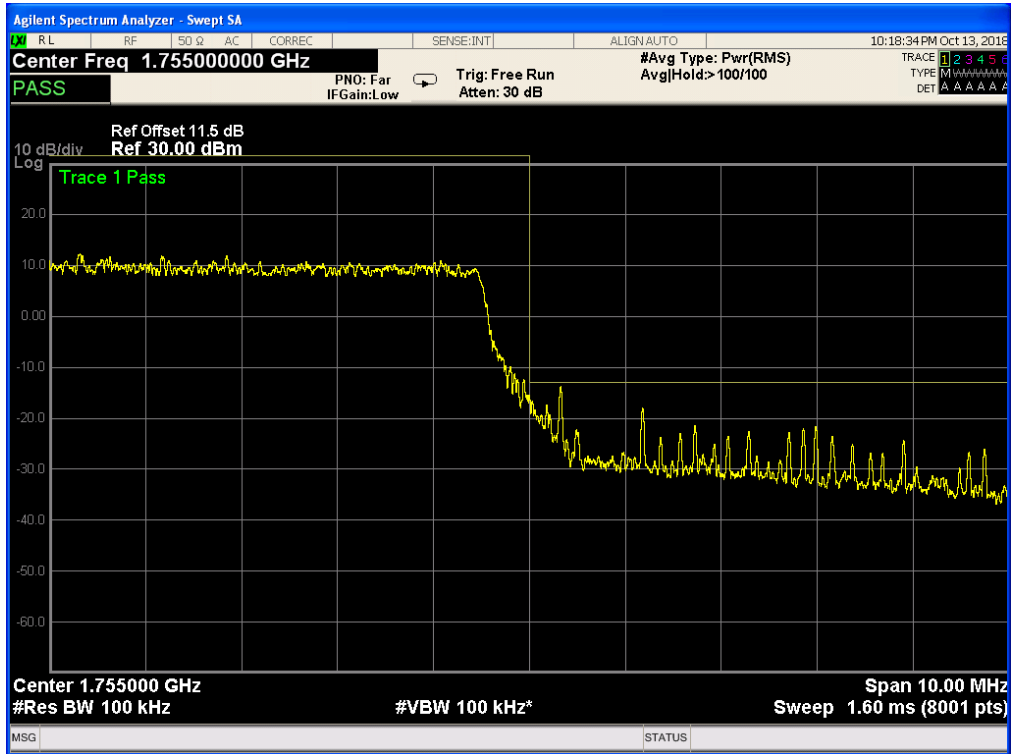
Band 4, UL Channel 2000, UL Frequency 1715.0, BW 10.0, NO. RB 50, RB POS. Low, 16QAM



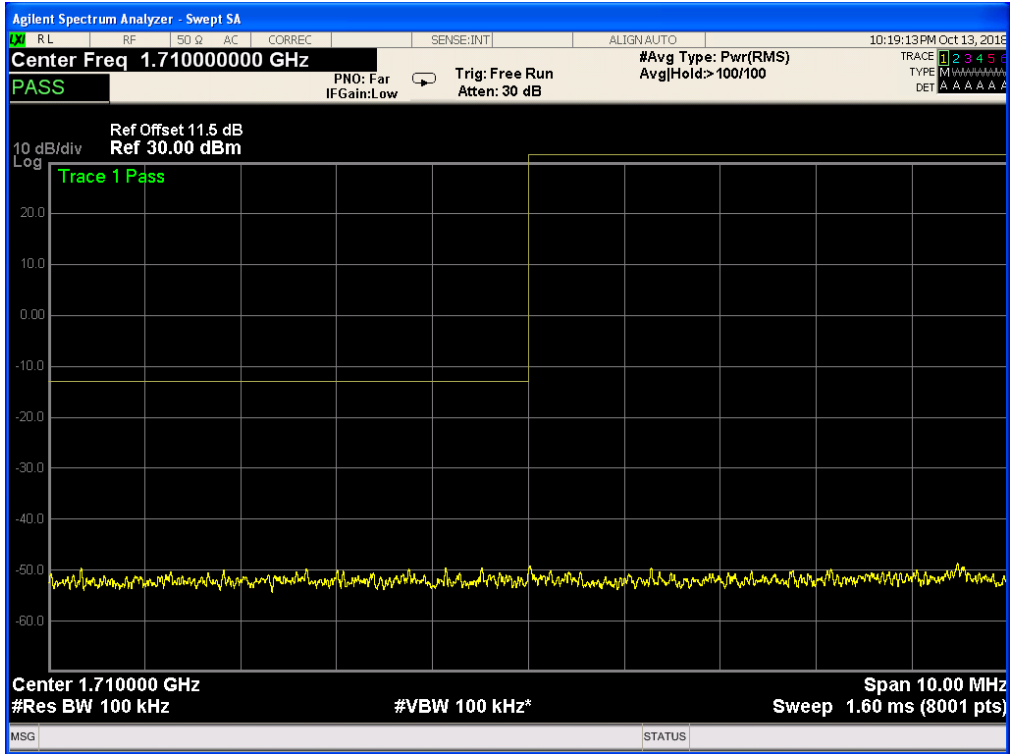
Band 4, UL Channel 20350, UL Frequency 1750.0, BW 10.0, NO. RB 50, RB POS. Low, QPSK



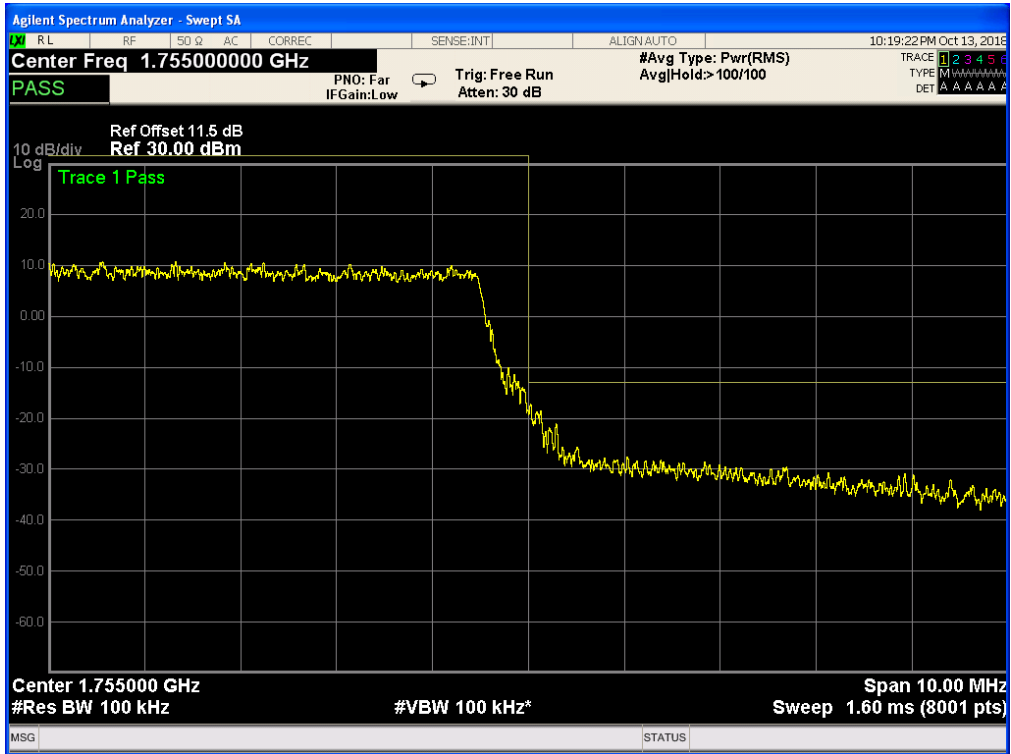
Band 4, UL Channel 20350, UL Frequency 1750.0, BW 10.0, NO. RB 50, RB POS. Low, QPSK



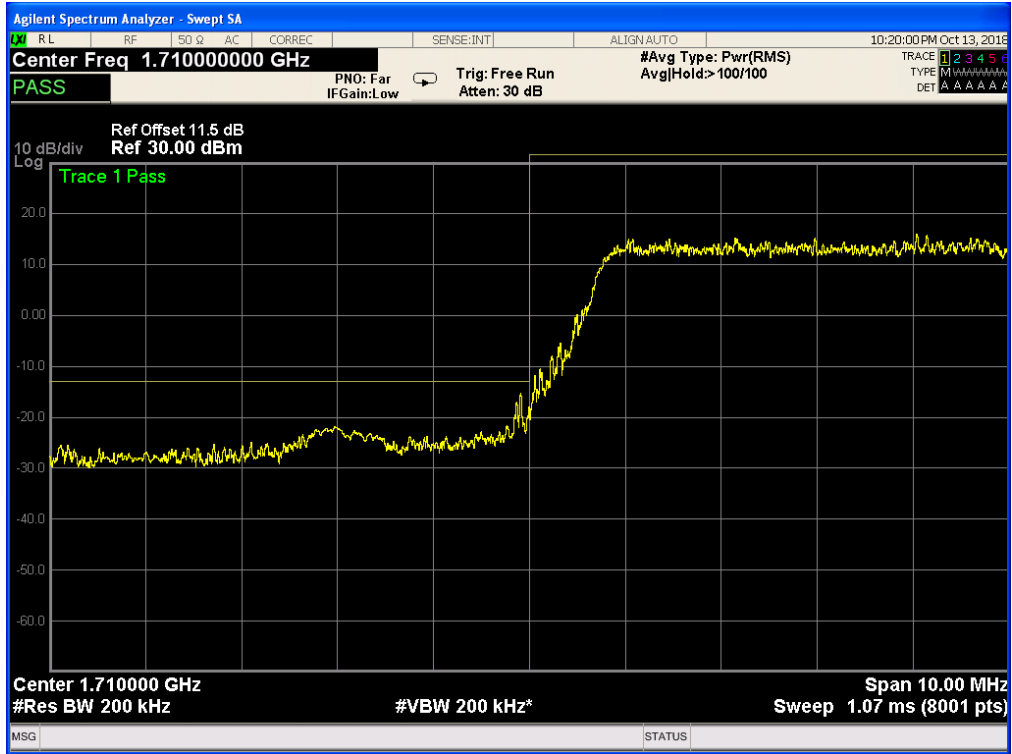
Band 4, UL Channel 20350, UL Frequency 1750.0, BW 10.0, NO. RB 50, RB POS. Low, 16QAM



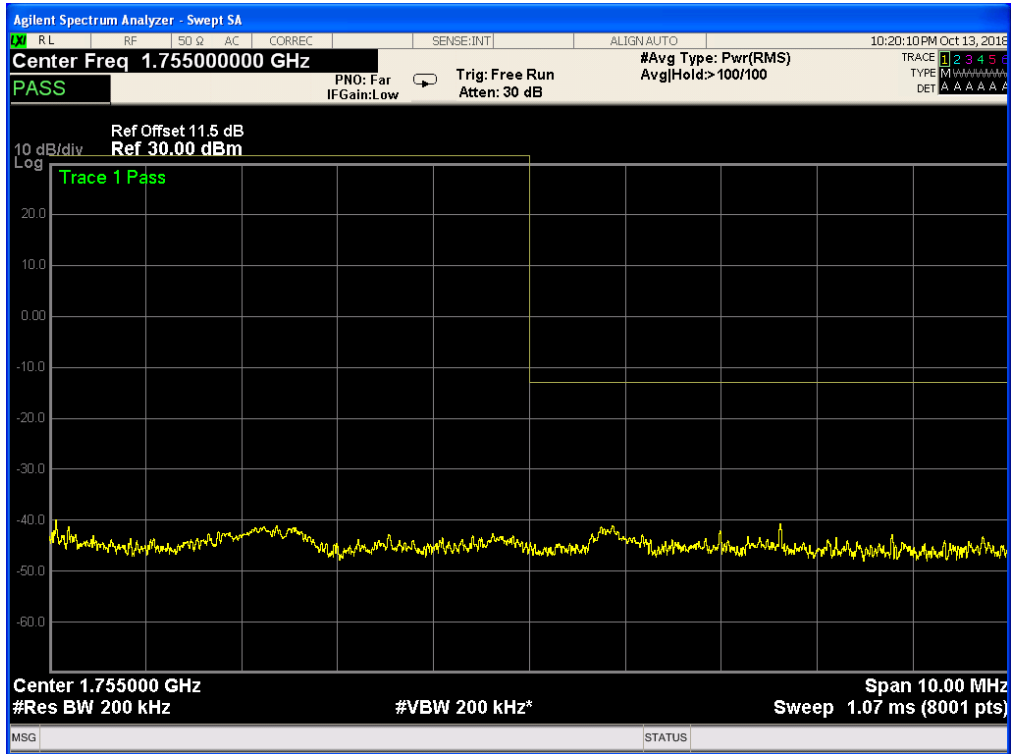
Band 4, UL Channel 20350, UL Frequency 1750.0, BW 10.0, NO. RB 50, RB POS. Low, 16QAM



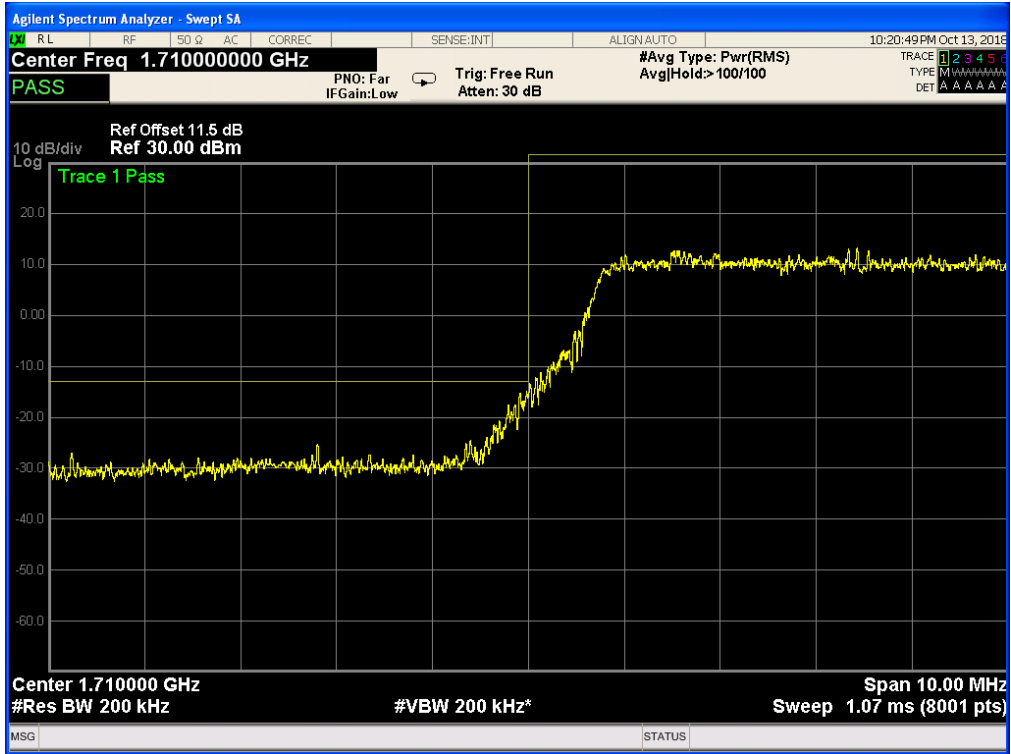
Band 4, UL Channel 20025, UL Frequency 1717.5, BW 15.0, NO. RB 75, RB POS. Low, QPSK



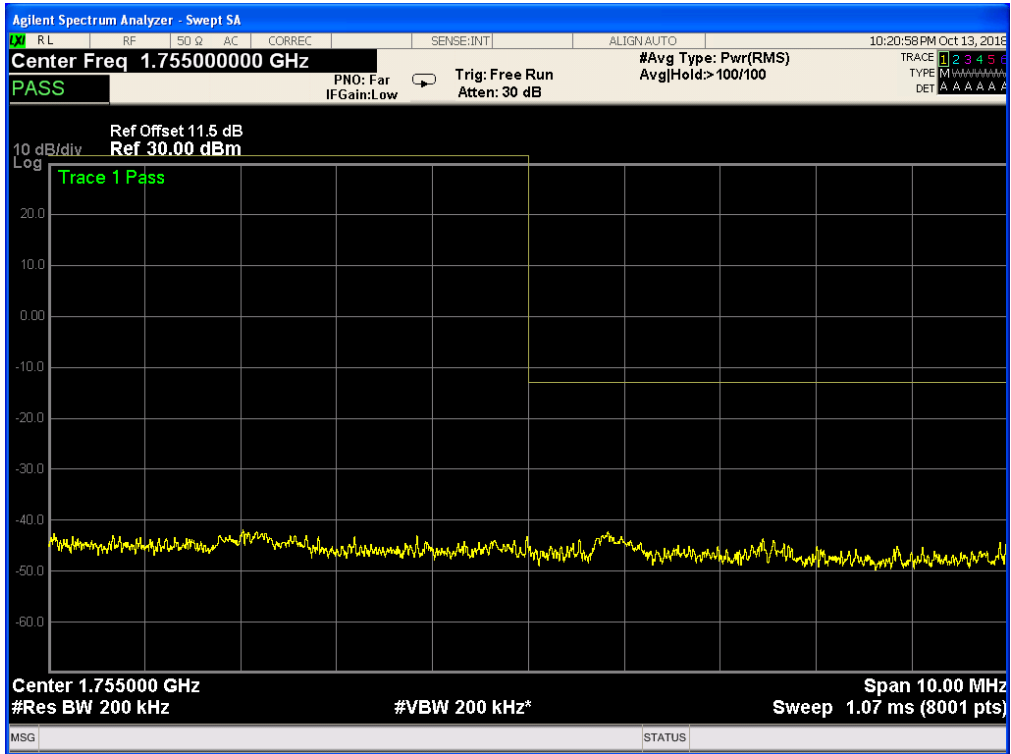
Band 4, UL Channel 20025, UL Frequency 1717.5, BW 15.0, NO. RB 75, RB POS. Low, QPSK



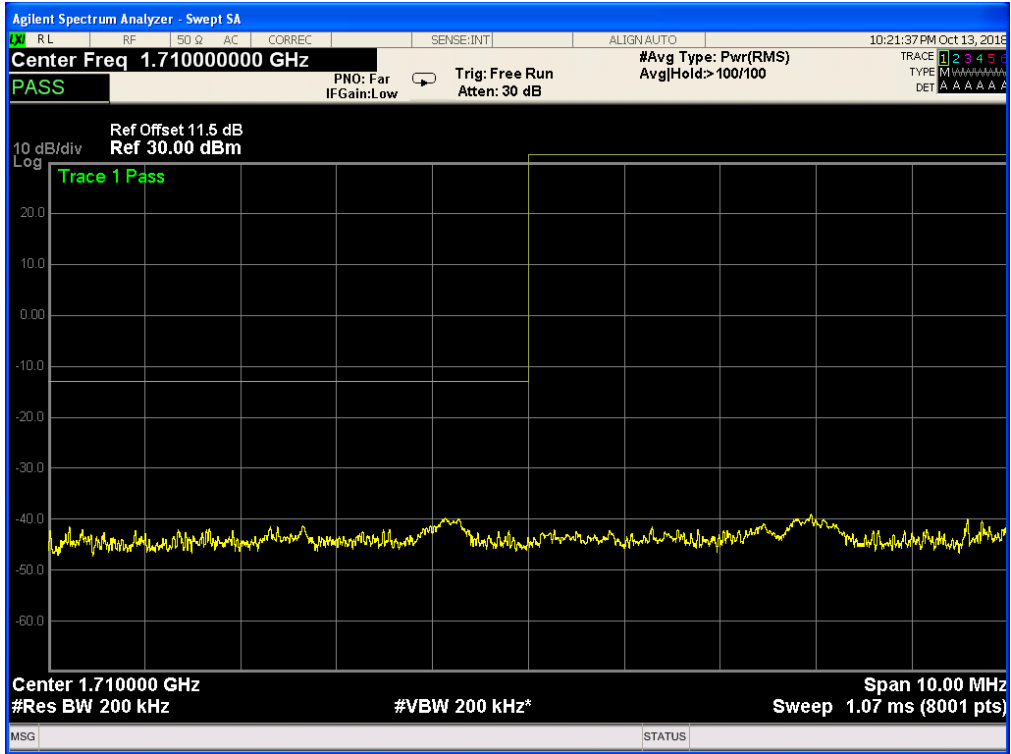
Band 4, UL Channel 20025, UL Frequency 1717.5, BW 15.0, NO. RB 75, RB POS. Low, 16QAM



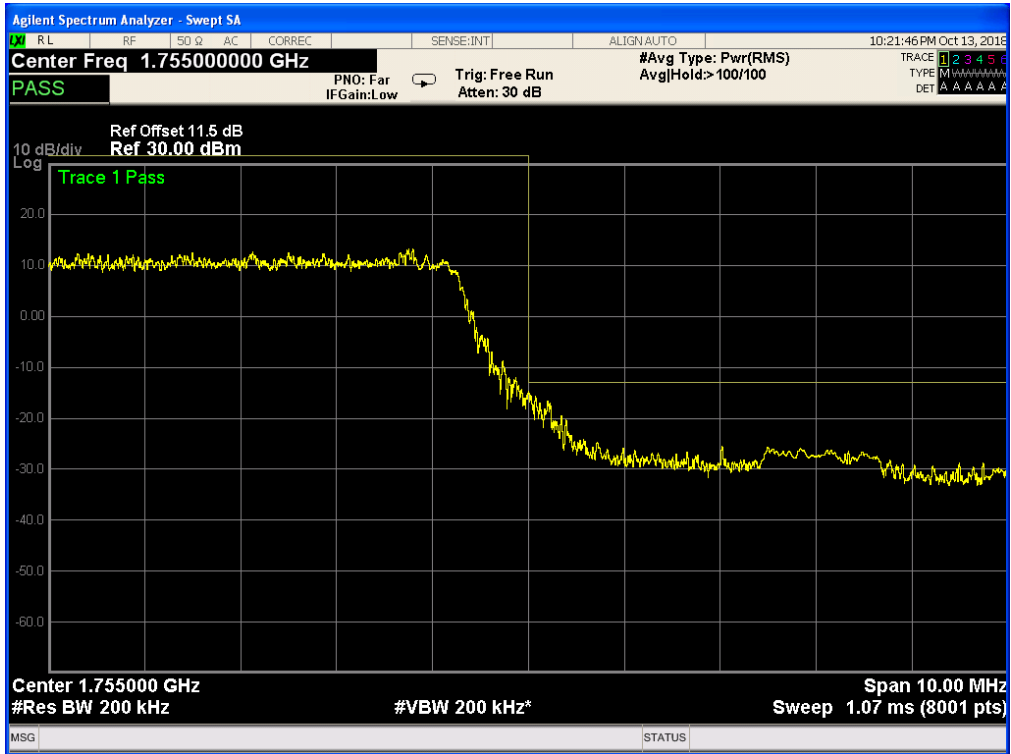
Band 4, UL Channel 20025, UL Frequency 1717.5, BW 15.0, NO. RB 75, RB POS. Low, 16QAM



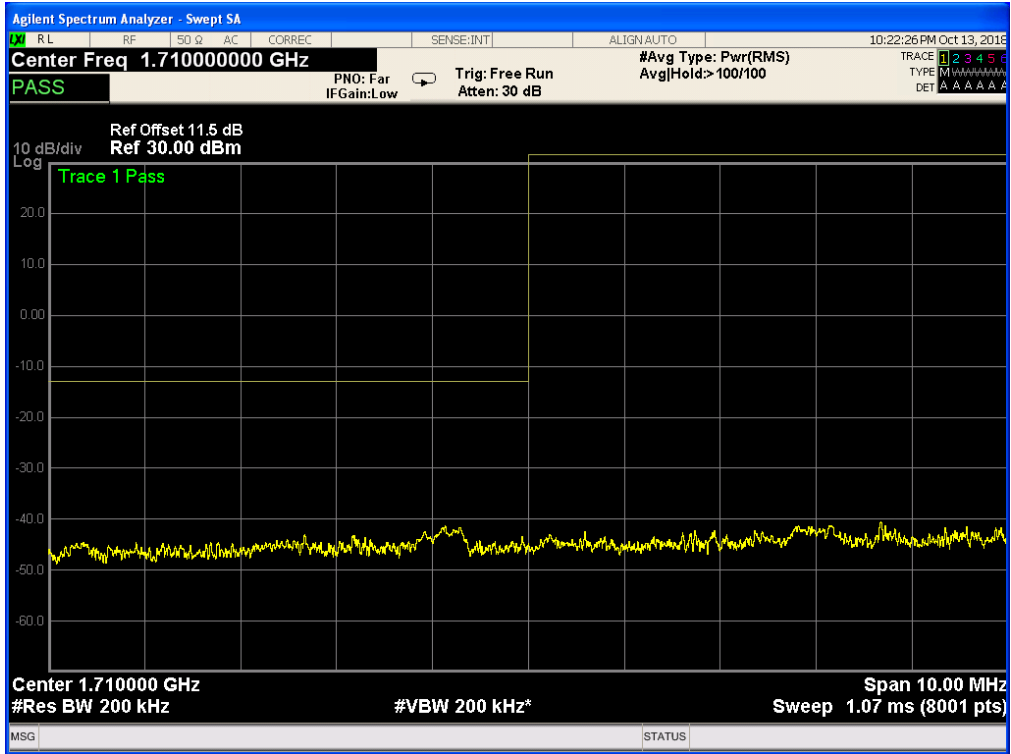
Band 4, UL Channel 20325, UL Frequency 1747.5, BW 15.0, NO. RB 75, RB POS. Low, QPSK



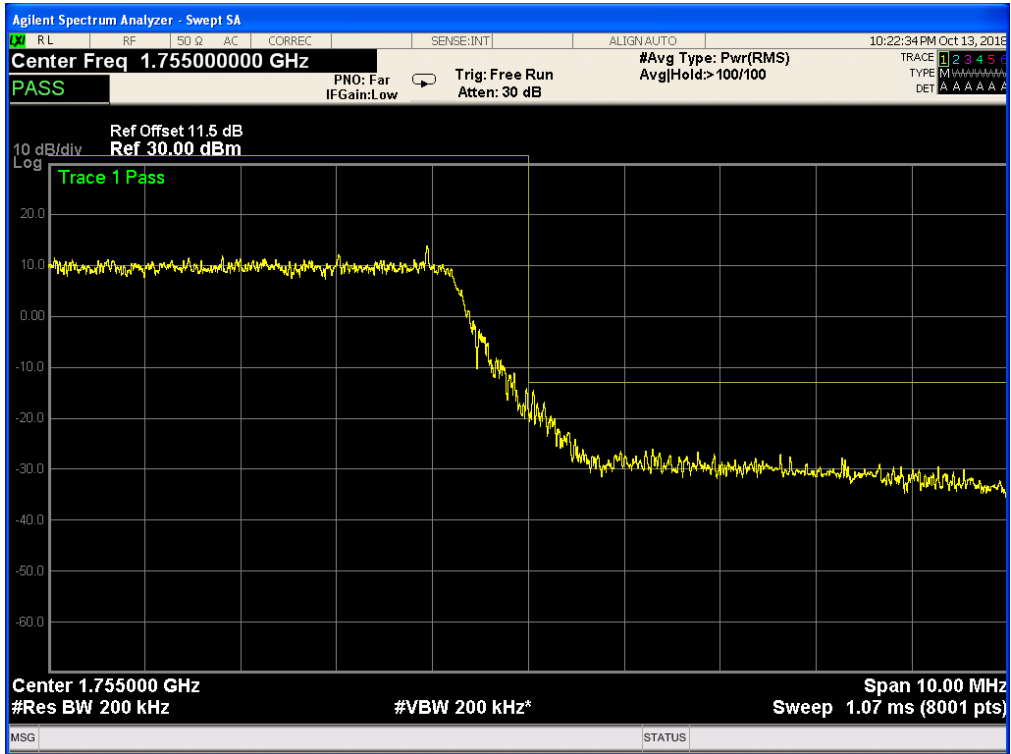
Band 4, UL Channel 20325, UL Frequency 1747.5, BW 15.0, NO. RB 75, RB POS. Low, QPSK



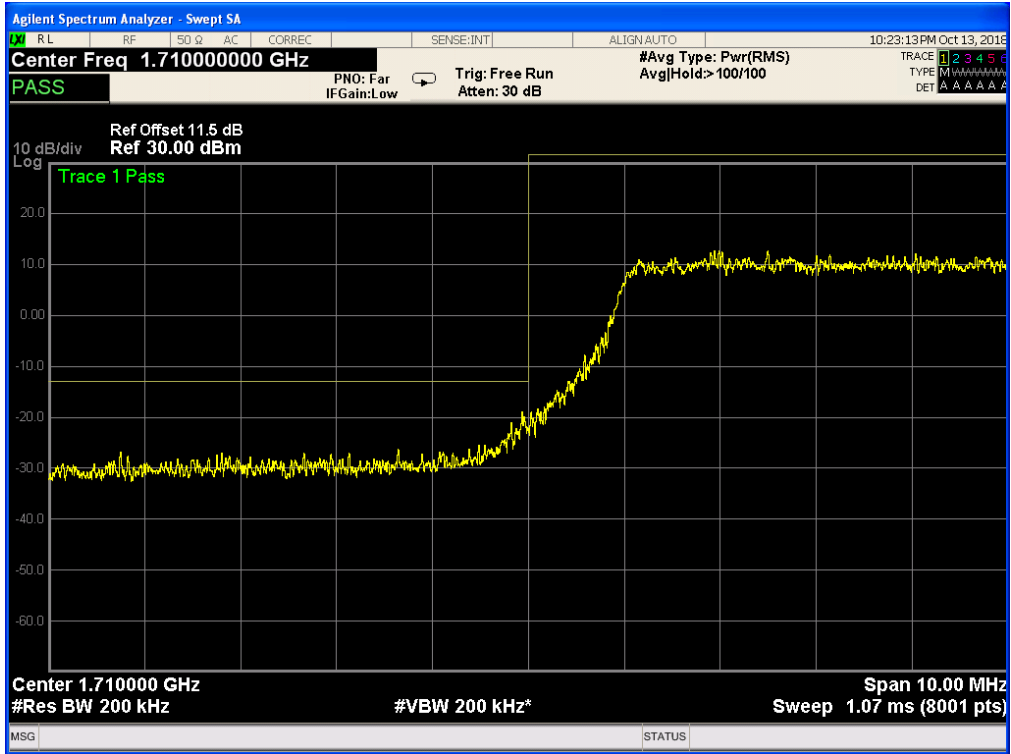
Band 4, UL Channel 20325, UL Frequency 1747.5, BW 15.0, NO. RB 75, RB POS. Low, 16QAM



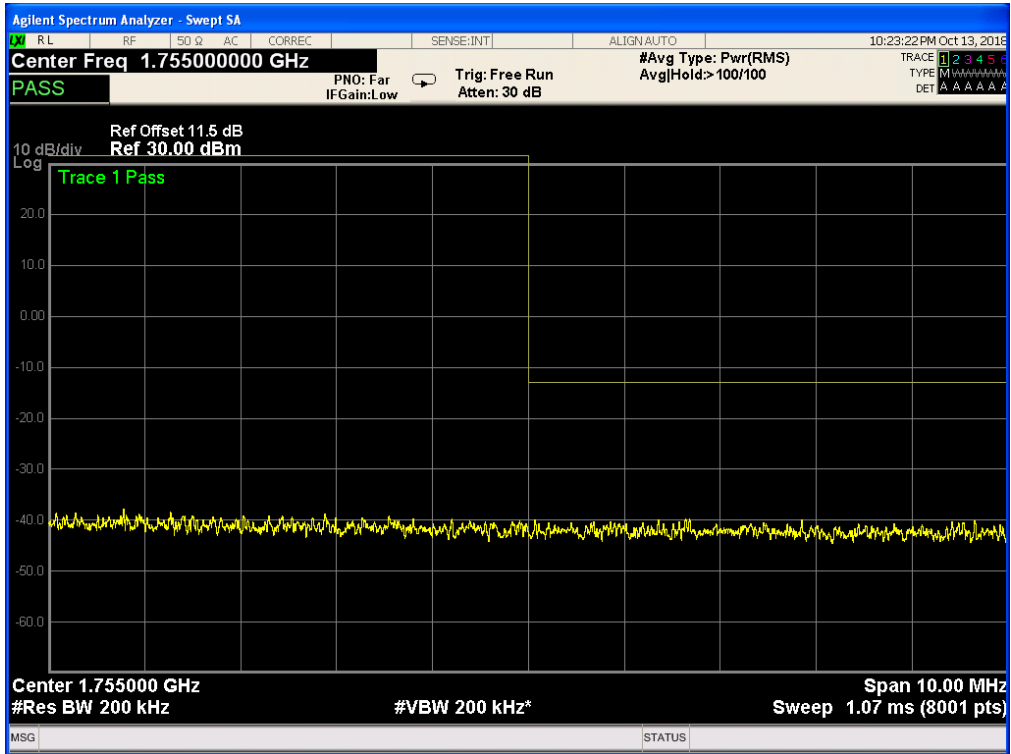
Band 4, UL Channel 20325, UL Frequency 1747.5, BW 15.0, NO. RB 75, RB POS. Low, 16QAM



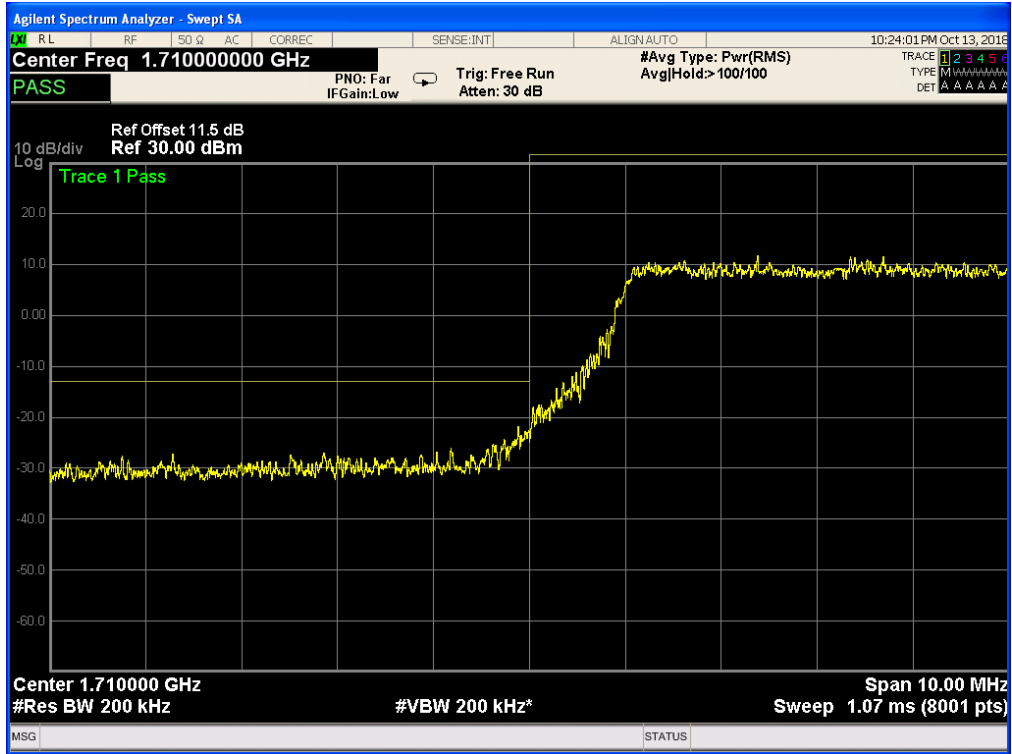
Band 4, UL Channel 2050, UL Frequency 1720.0, BW 20.0, NO. RB 100, RB POS. Low, QPSK



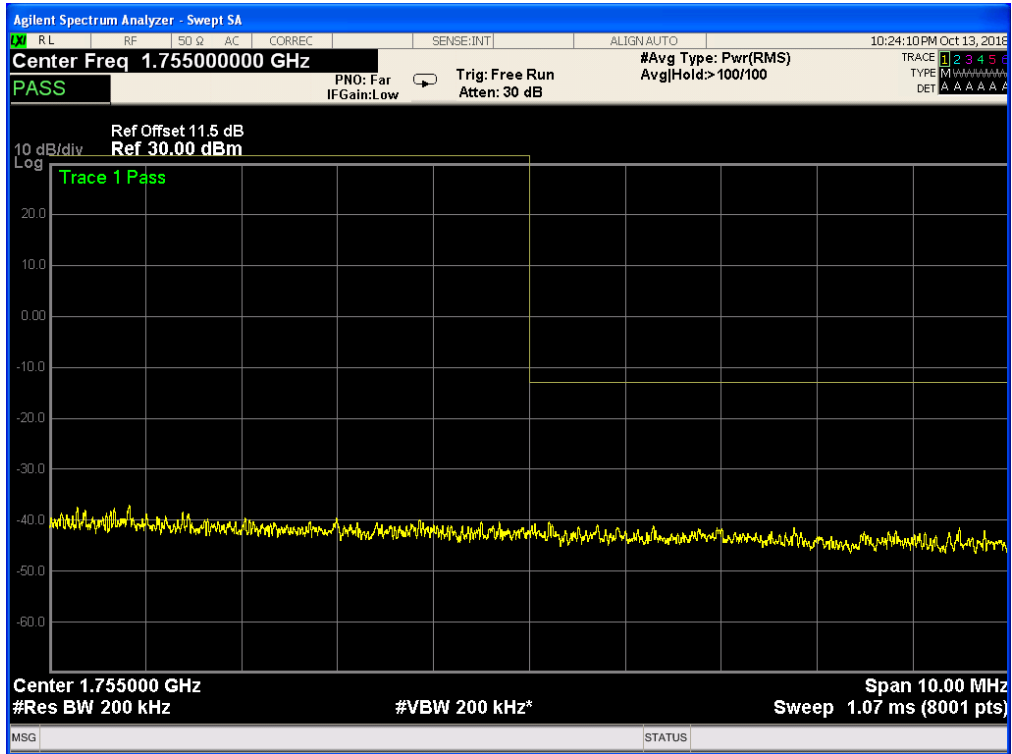
Band 4, UL Channel 2050, UL Frequency 1720.0, BW 20.0, NO. RB 100, RB POS. Low, QPSK



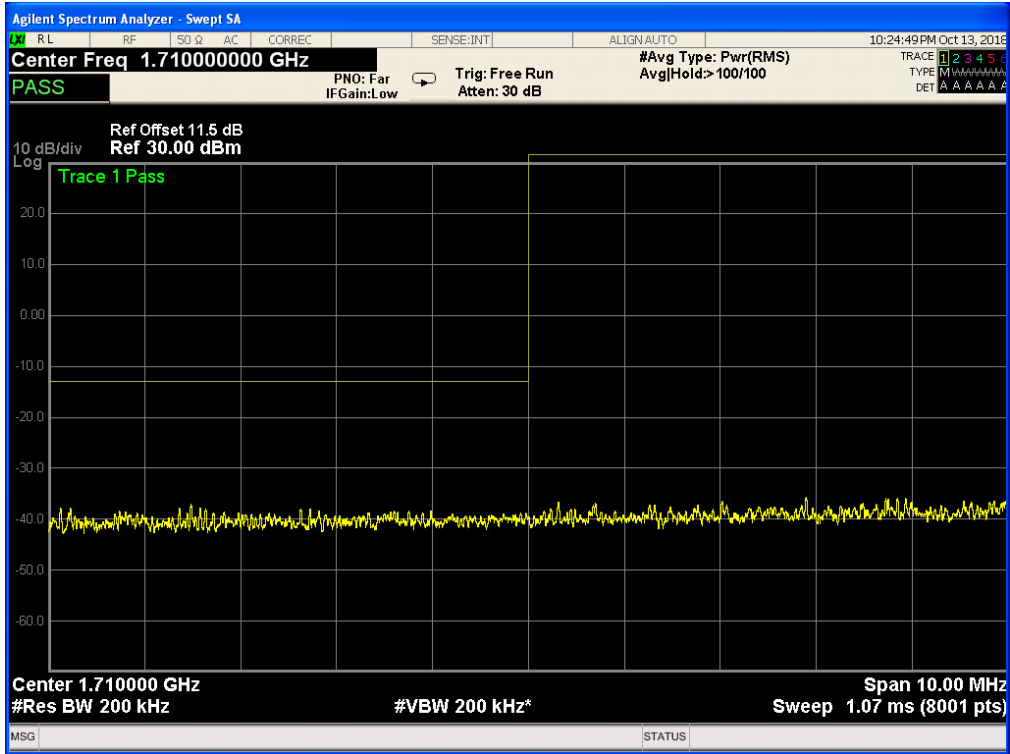
Band 4, UL Channel 20050, UL Frequency 1720.0, BW 20.0, NO. RB 100, RB POS. Low, 16QAM



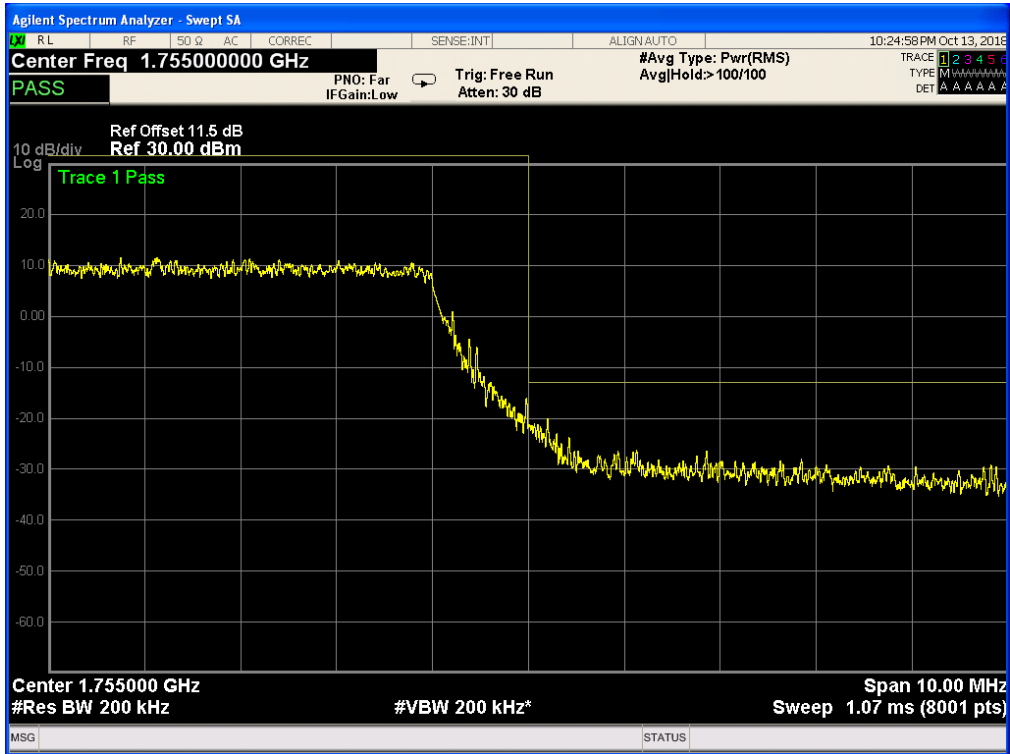
Band 4, UL Channel 20050, UL Frequency 1720.0, BW 20.0, NO. RB 100, RB POS. Low, 16QAM



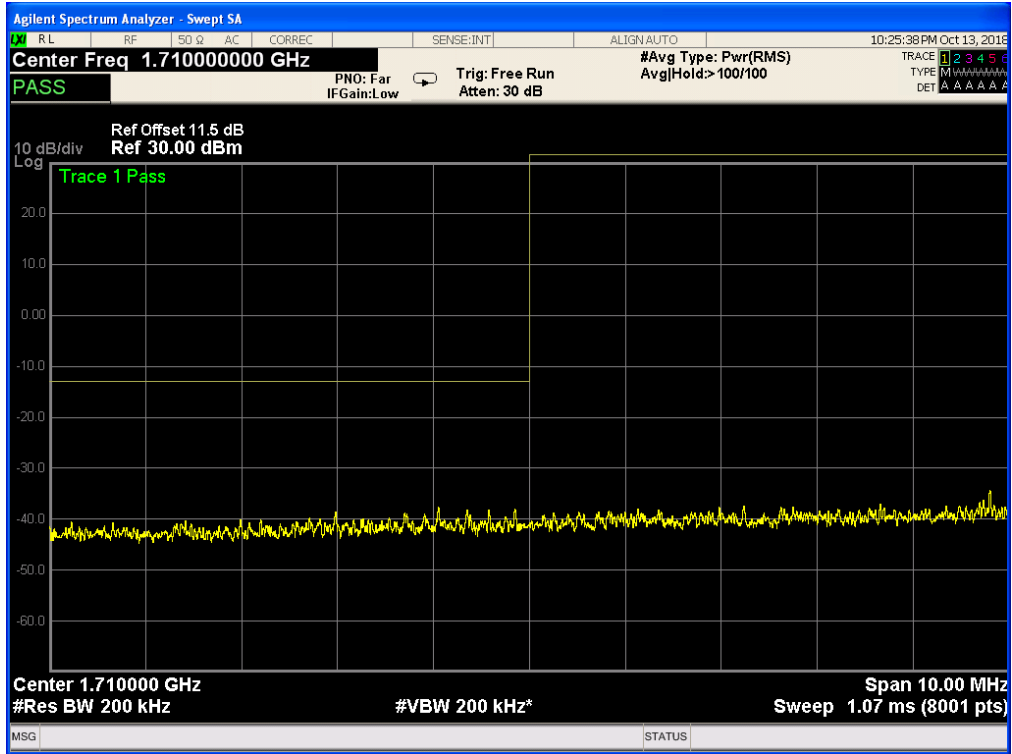
Band 4, UL Channel 20300, UL Frequency 1745.0, BW 20.0, NO. RB 100, RB POS. Low, QPSK



Band 4, UL Channel 20300, UL Frequency 1745.0, BW 20.0, NO. RB 100, RB POS. Low, QPSK



Band 4, UL Channel 20300, UL Frequency 1745.0, BW 20.0, NO. RB 100, RB POS. Low, 16QAM



Band 4, UL Channel 20300, UL Frequency 1745.0, BW 20.0, NO. RB 100, RB POS. Low, 16QAM

