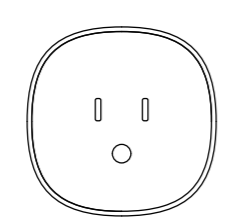
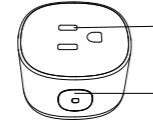




封面

| | | | | | | |
|--|--|--|--|---|--|--|
| <p>FOKOOS</p>  <p>FA10 Smart Plug User Manual</p> | <p>Parameters</p> <ul style="list-style-type: none"> Product Name: Smart Plug Model/ HW: FA10 Rated Voltage: 220V AC 50/60HZ Rated Current: 10A (Max.) Max. Power: 1200W Wi-Fi Frequency: 2.4 GHz Support System: Android & IOS FCC ID: 2AREK-FA10 IC: 250A7-FA10  <p>Power socket On/off Button Press 10s restore to factory setting</p> <p>01</p> | <p>Start Your Tech Home</p> <ul style="list-style-type: none"> Scan the QR code to download the "Tech Home" App, you can also search "Tech Home" and download the App from the App Store or Google Play.  <p>App Store Google Play</p> <ul style="list-style-type: none"> Follow the instructions in the "Tech Home" App to complete the setup. If there is any problem during connection, please contact support.us@fokos.com for help. <p>02</p> | <p>Notices</p> <ol style="list-style-type: none"> Please carefully check for any damage caused during the transport. In case of any damage, please contact your supplier for a replacement. Please follow the instructions above carefully to keep your new product[s] in a safe and good condition. Be careful to keep the plug out of the reach of children, it is not a toy. Ensure that the smart plug is fully plugged in before and during the use. The total power of connected devices must not exceed the stated maximum power of the plug. <p>03</p> | <p>6. To avoid the risk of harm, do not attempt to disassemble the plug. Do not use the item if it is damaged.</p> <p>FCC Statement</p> <p>This equipment has been tested and found to comply with the limits for a Class B digital device, pursuant to part 15 of the FCC rules. These limits are designed to provide reasonable protection against harmful interference in a residential installation. This equipment generate, uses and can radiate radio frequency energy and, if not installed and used in accordance with the instructions, may cause harmful interference</p> <p>04</p> | <p>to radio communications. However, there is no guarantee that interference will not occur in a particular installation. If this equipment does cause harmful interference to radio or television reception, which can be determined by turning the equipment off and on, the user is encouraged to try to correct the interference by one or more of the following measures:</p> <ul style="list-style-type: none"> Reorient or relocate the receiving antenna. Increase the separation between the equipment and receiver. Connect the equipment into an outlet on a circuit different from that to which the receiver is connected. Consult the dealer or an experienced radio/TV technician for help. <p>05</p> | <p>To assure continued compliance, any changes or modifications not expressly approved by the party. Responsible for compliance could void the user's authority to operate this equipment. [Example use only shielded interface cables when connecting to computer or peripheral devices].</p> <p>This equipment complies with Part 15 of the FCC Rules. Operation is subject to the following two conditions:</p> <ol style="list-style-type: none"> [1] This device may not cause harmful interference. [2] This device must accept any interference received, including <p>06</p> |
| <p>Version 1.0</p> <p>Shenzhen Apeman Innovations Technology Co., Ltd. 808, Heng Lu E Times Building, No. 152, North Pingli Road, Heliu Community, Pinghu Street, Longgang District, Shenzhen, Guangdong, China</p>  <p>Made in China</p> | <p>interference that may cause undesired operation.</p> <p>FCC Radiation Exposure Statement</p> <p>The equipment complies with FCC Radiation exposure limits set forth for uncontrolled environment. This equipment should be installed and operated with minimum distance 20cm between the radiator and your body.</p> <p>07</p> | <p>IC Warning</p> <p>- English: " This device complies with Industry Canada licence-exempt RSS standard(s). Operation is subject to the following two conditions: [1] This device may not cause interference. [2] This device must accept any interference, including interference that may cause undesired operation of the device. The digital apparatus complies with Canadian CAN ICES-3 (B)/NMB-3(B).</p> <p>- French: " Le présent appareil est conforme aux CNR d'Industrie Canada applicables aux appareils radio exempts de licence. L'exploitation est autorisée aux deux conditions suivantes : [1] l'appareil ne doit pas produire de brouillage, et. [2] l'utilisateur de l'appareil doit accepter tout brouillage radioélectrique subi, même si le brouillage est susceptible d'en compromettre le fonctionnement." l'appareil numérique au sien conforme canadien pour : 3 (B) / nmb- 3 (B).</p> <p>08</p> | <p>This device meets the exemption from the routine evaluation limits in section 2.5 of RSS-102 and compliance with RSS-102 RF exposure, users can obtain Canadian information on RF exposure and compliance. cet appareil est conforme à l'exemption des limites d'évaluation courante dans la section 2.5 de cet -102 et conforme avec les 102 de l'exposition aux rf. les utilisateurs peuvent obtenir des données canadiennes sur l'exposition aux champs if et la conformité. This equipment complies with Canada radiation exposure limits set forth for an uncontrolled environment. Cet équipement est conforme Canada limites d'exposition aux radiations dans un environnement non contrôlé.</p> <p>09</p> | <p>This equipment should be installed and operated with minimum distance 20cm between the radiator & your body. Cet équipement doit être installé et utilisé à une distance minimale de 20 cm entre le radiateur et votre corps.</p> <p>10</p> | <p>Warranty</p> <p>This product carries a 24-month warranty from the purchase date. We will be happy to assist you in case of any problem with our products. Feel free to contact the FOKOS customer service at the below email address:</p> <p>support.us@fokos.com</p> <p>11</p> | <p>12</p> |

封底

| | | | | | | | | | | | | | | | | | | | | | | | | | | | | | | | | | | | |
|--|--|------------|------------|-------|------------|-----|--------|-----|------|-----|-----|------|------|-------|------|---|----------------|-------------|----------------|--|-------------|--------------|--|---------|--|----------|--|------------|--|------------|--|------------|--|----|--|
| <p>本设计图纸版权归本公司所有，未经本公司书面同意不得复印。</p> <p>本图纸应与说明，产品状况，产品结构图及有 关图纸协调使用，发现任何差异请立即通知设计师。</p> <p>图档中所有尺寸比例为1:1。 公差: L(长)*(宽): +1/-1mm,H(高): ±1mm</p> | <p>项目信息</p> <table border="1"> <tr> <td>立项时间:</td> <td>2020/08/10</td> </tr> <tr> <td>计划时间:</td> <td>2020/08/14</td> </tr> <tr> <td>品牌:</td> <td>Fookos</td> </tr> <tr> <td>型号:</td> <td>AP10</td> </tr> <tr> <td>类型:</td> <td>说明书</td> </tr> <tr> <td>版本号:</td> <td>V1.0</td> </tr> <tr> <td>版本描述:</td> <td>新品设计</td> </tr> </table> | 立项时间: | 2020/08/10 | 计划时间: | 2020/08/14 | 品牌: | Fookos | 型号: | AP10 | 类型: | 说明书 | 版本号: | V1.0 | 版本描述: | 新品设计 | <p>技术要求</p> <table border="1"> <tr> <td>1. 尺寸: 52*52MM</td> <td>4. 颜色: 单色印刷</td> </tr> <tr> <td>2. 材质: 105g双胶纸</td> <td></td> </tr> <tr> <td>3. 工艺: 覆哑膜。</td> <td>5. 装订方式: 7折页</td> </tr> </table> | 1. 尺寸: 52*52MM | 4. 颜色: 单色印刷 | 2. 材质: 105g双胶纸 | | 3. 工艺: 覆哑膜。 | 5. 装订方式: 7折页 | <p>设计审核</p> <table border="1"> <tr> <td>1. 设计师:</td> <td></td> <td>2. 销售确认:</td> <td></td> </tr> <tr> <td>3. 设计经理审核:</td> <td></td> <td>4. 项目经理确认:</td> <td></td> </tr> <tr> <td>5. 品牌总监审核:</td> <td></td> <td>日期</td> <td></td> </tr> </table> | 1. 设计师: | | 2. 销售确认: | | 3. 设计经理审核: | | 4. 项目经理确认: | | 5. 品牌总监审核: | | 日期 | |
| 立项时间: | 2020/08/10 | | | | | | | | | | | | | | | | | | | | | | | | | | | | | | | | | | |
| 计划时间: | 2020/08/14 | | | | | | | | | | | | | | | | | | | | | | | | | | | | | | | | | | |
| 品牌: | Fookos | | | | | | | | | | | | | | | | | | | | | | | | | | | | | | | | | | |
| 型号: | AP10 | | | | | | | | | | | | | | | | | | | | | | | | | | | | | | | | | | |
| 类型: | 说明书 | | | | | | | | | | | | | | | | | | | | | | | | | | | | | | | | | | |
| 版本号: | V1.0 | | | | | | | | | | | | | | | | | | | | | | | | | | | | | | | | | | |
| 版本描述: | 新品设计 | | | | | | | | | | | | | | | | | | | | | | | | | | | | | | | | | | |
| 1. 尺寸: 52*52MM | 4. 颜色: 单色印刷 | | | | | | | | | | | | | | | | | | | | | | | | | | | | | | | | | | |
| 2. 材质: 105g双胶纸 | | | | | | | | | | | | | | | | | | | | | | | | | | | | | | | | | | | |
| 3. 工艺: 覆哑膜。 | 5. 装订方式: 7折页 | | | | | | | | | | | | | | | | | | | | | | | | | | | | | | | | | | |
| 1. 设计师: | | 2. 销售确认: | | | | | | | | | | | | | | | | | | | | | | | | | | | | | | | | | |
| 3. 设计经理审核: | | 4. 项目经理确认: | | | | | | | | | | | | | | | | | | | | | | | | | | | | | | | | | |
| 5. 品牌总监审核: | | 日期 | | | | | | | | | | | | | | | | | | | | | | | | | | | | | | | | | |

