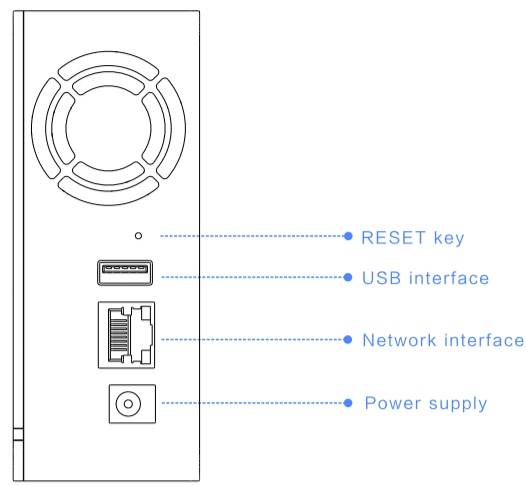


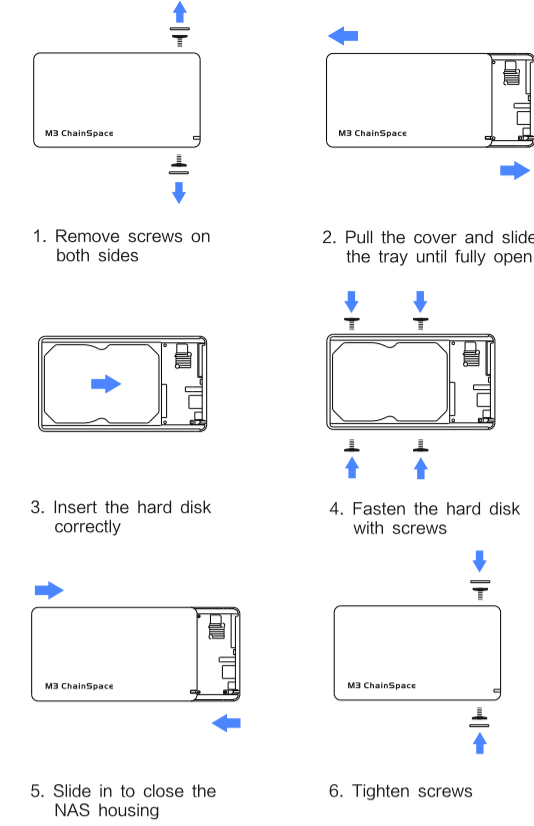
## Package Contents

1. M3 ChainSpace NAS × 1
2. Power adapter × 1
3. Manual × 1
4. Screw × 6



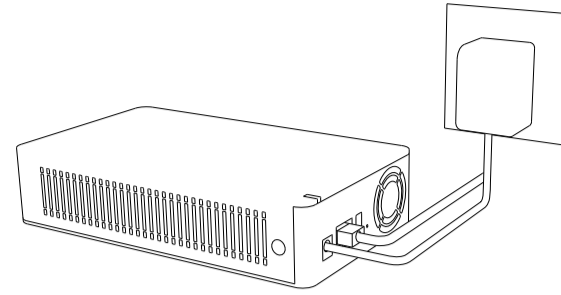
## Install hard disk

Note: The hard disk may be formatted during installation, please backup the contents before installation!



## Device connection

1. Connect power adapter
2. Connect network cable
3. Access M3 ChainSpace NAS from LAN within the same network segment.



## Equipment use

1. Log on to [www.cifernet.net](http://www.cifernet.net). Download and install browser plug-in, download and install computer client, mobile phone APP client.
2. Use Firefox or Google chrome browser. Enter the NAS main homepage, login to the initial user name: admin. initial password: 123456.
3. Please click Confirm the format hard disk when prompt for the first time use.

## User setting

Enter user management, modify administrator password, and modify user and account capacity (10G by default).

## Equipment shutdown

In order to better protect the hard disk, please do not unplug the power supply while NAS is on, always shutdown when power off is needed.

Safe shutdown steps:  
By WEB client, enter the system management--power supply--shutdown.

## Indicator light definition

	Blue	Red	Green	Yellow
Flashing	Booting	Hard Disk unformatted	Updating firmware	
Breathing	Hard Disk read/write	No Internet connection		
On	System running	No Hard Disk	No SDVN connection	No user

Note:  
Hard disk formatting should be done within the LAN.

Button function definition  
1. When the system is powered off, press and hold the reset button, and power on system, the green light flashing, release the reset button, the firmware will be restored to factory.

2. When the system is running, press and release the reset button, the system will reboot immediately.

## Warranty ordinance

The Limitation of Liability  
THE MAXIMUM LIABILITY OF CIFERNET UNDER THIS LIMITED WARRANTY SHALL NOT EXCEED THE ACTUAL PURCHASE PRICE PAID FOR THE PRODUCT. TO THE MAXIMUM EXTENT PERMITTED BY LAW, CIFERNET IS NOT RESPONSIBLE FOR DIRECT, SPECIAL, INCIDENTAL OR CONSEQUENTIAL DAMAGES RESULTING FROM ANY BREACH OF WARRANTY OR CONDITION, OR UNDER ANY OTHER LEGAL THEORY.  
Some countries, districts or states do not allow the exclusion or limitation of relief, special, incidental, consequential or indirect damages, or the limitation of liability to specified amounts, so the above limitations or exclusions may not apply to you.

## Non-warranty ordinance

The following cases (including but not limited to) are not within the scope of the "three-warranty" service:

- ① Without three-warranty voucher or valid invoice, or exceed period of three-warranty service.
- ② Damage caused by force majeure, such as the fire, flood, lightning, etc.
- ③ Damage caused by failure to use, maintain and keep in accordance with the requirements of the instructions for the use of the product.
- ④ Damage caused by demolition by non-memnet network service licensees.
- ⑤ The product model or code on the warranty certificate does not correspond to the goods in kind.
- ⑥ Normal decolorization, wearing and consumption during the use of the product.
- ⑦ The product cannot be used, which is caused by the consumer

In case of the above situations, we should seek solutions from the relevant responsible parties or choose paid service

## Declaration of harmful substances in electronic products

	Comparison table of toxic and hazardous substances					
	Pb	Hg	Cd	Cr <sup>6+</sup>	PBB	PBDE
Shell	○	○	○	○	○	○
Circuit board	×	○	○	○	○	○
Charger	×	○	○	○	○	○
Others	○	○	○	○	○	○

○ indicates that the content of the toxic and harmful substance in all homogeneous materials of the component is below the limit required by the SJ/T11363-2006 standard.

× indicates that the toxic and harmful substance in at least one homogeneous material of the component exceeds the limit required by the SJ/T11363-2006 standard.

( This product meets RoHS environmental protection requirements: at present, there is no well-developed technology in the world to replace or reduce the lead content in electronic ceramics, optical glass, steel and copper alloy.)



Please scan code to download for mobile phone APP



6 971686 770317

# M3

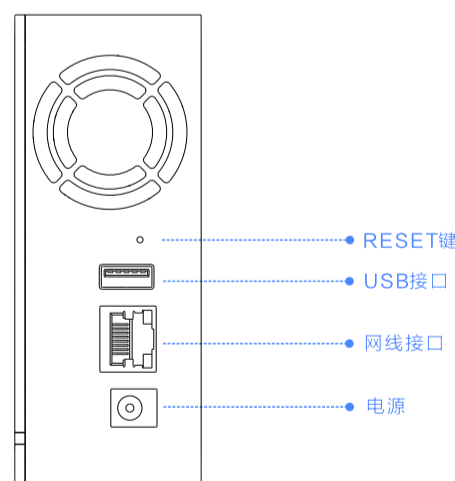
ChainSpace

M3 ChainSpace Manual

# 注：中英文版说明书分别打印

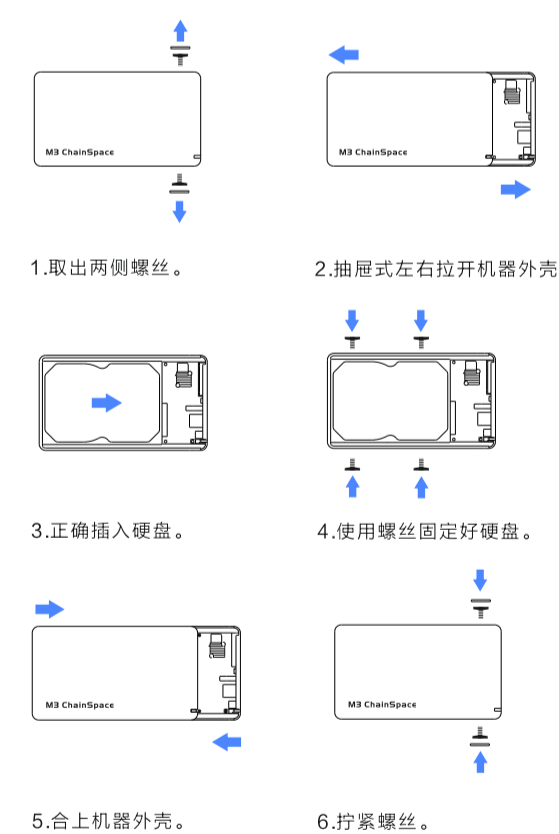
## 标准配置

- 1.私有云盘 M3主机 × 1
- 2.电源适配器 × 1
- 3.说明书 × 1
- 4.螺丝 × 6



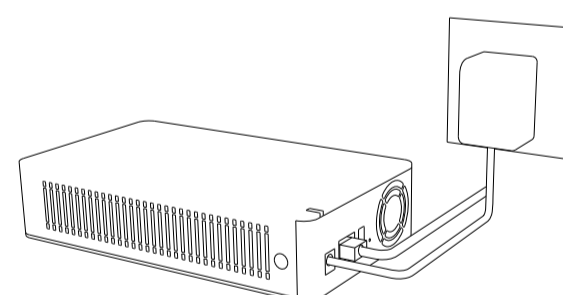
## 安装硬盘

注意：硬盘可能会被格式化，安装前请备份硬盘里面的内容！



## 设备连接

- 1.连接M3电源适配器；
- 2.用网线将M3和路由器连接起来；
- 3.访问M3的设备需要和M3在同一网段。



## 设备使用

- 1.登陆官网 [www.cifernet.net](http://www.cifernet.net) 下载安装电脑浏览器插件，下载安装电脑客户端、手机APP客户端。
- 2.使用火狐或者谷歌chrome浏览器进入到网页版控制主页面，登陆初始用户名：admin 初始密码：123456
- 3.首次使用请根据提示格式化硬盘。

## 用户设置

进入用户管理，修改管理员密码、增加用户及帐号容量（系统默认分配10G）。

## 设备关机

为了更好的保护硬盘，请勿轻易在设备工作带电情况下拔开电源，请选择安全关机。

安全关机步骤：  
WEB客户端进入系统管理--电源--关机

## 指示灯定义

	蓝色	红色	绿色	黄色
快闪	系统启动	硬盘未格式化	U盘刷机	
呼吸	硬盘读写	internet未连接		
常亮	系统正常	硬盘未检测	SDVN未连接	未绑定用户

备注：硬盘格式化应该在局域网内完成

按键功能定义  
1.在系统未上电时，按下Reset键，再给系统上电，指示灯绿色闪烁，系统恢复出厂固件，待系统重启后，回到出厂的固件版本；

2.系统正常运行时，按下Reset键，松开按键后，系统重启；

## 保修条例

在保修期内出现的非人为损坏造成的产品性能故障可享受下列三包服务：

≤7days

自购机7日内，M3出现产品质量问题，消费者可以选择按发票价格一次性退还货款或更换同型号的M3机体。

≤15days

自购机15日内，M3出现产品质量问题，消费者可以选择更换同型号的M3机体。

## 非保修条例

属于下列情况（包括但不限于）不在“三包”服务范围之内：

- ① 无三包凭证或缺失有效发票或超过三包有效服务期的；
- ② 因火灾、水灾、雷击等不可抗力造成的损坏；
- ③ 未按产品使用说明的要求使用、维护、保管而造成的损坏；
- ④ 由非Cifernet服务授权者拆修造成的损坏；
- ⑤ 保修凭证上的产品型号或编码与商品实物不符；
- ⑥ 产品使用过程中正常的脱色、磨损和消耗；
- ⑦ 消费者自身网络原因导致产品无法使用的。

## 电子产品有害物质申明

	有毒有害物质对照表					
	Pb	Hg	Cd	Cr <sup>6+</sup>	PBB	PBDE
外壳	○	○	○	○	○	○
电路板	×	○	○	○	○	○
充电器	×	○	○	○	○	○
其他	○	○	○	○	○	○

○ 表示该有毒有害物质在该部件所有均质材料中的含量在SJ/T11363-2006标准规定的限量要求以下。

× 表示该有毒有害物质至少在该部件的某一均质材料中的含量超出SJ/T11363-2006标准规定的限量要求。



手机端APP请扫码下载

(本产品符合RoHS环保要求：目前国际上尚无成熟技术可以替代或减少电子陶瓷、光学玻璃、钢及铜合金内的铅含量。)



6 971686 770317

# M3

ChainSpace

M3 ChainSpace  
智能云盘使用说明书

智能云盘M3三包期限为一年

遇到上述情况，应当向相关责任方寻求解决或者选择有偿服务

**FCC Caution.**

This device complies with part 15 of the FCC Rules. Operation is subject to the following two conditions:

- (1) This device may not cause harmful interference, and
- (2) this device must accept any interference received, including interference that may cause undesired operation.

Any Changes or modifications not expressly approved by the party responsible for compliance could void the user's authority to operate the equipment.

Note: This equipment has been tested and found to comply with the limits for a Class B digital device, pursuant to part 15 of the FCC Rules. These limits are designed to provide reasonable protection against harmful interference in a residential installation. This equipment generates uses and can radiate radio frequency energy and, if not installed and used in accordance with the instructions, may cause harmful interference to radio communications. However, there is no guarantee that interference will not occur in a particular installation. If this equipment does cause harmful interference to radio or television reception, which can be determined by turning the equipment off and on, the user is encouraged to try to correct the interference by one or more of the following measures:

- Reorient or relocate the receiving antenna.
- Increase the separation between the equipment and receiver.
- Connect the equipment into an outlet on a circuit different from that to which the receiver is connected.
- Consult the dealer or an experienced radio/TV technician for help.