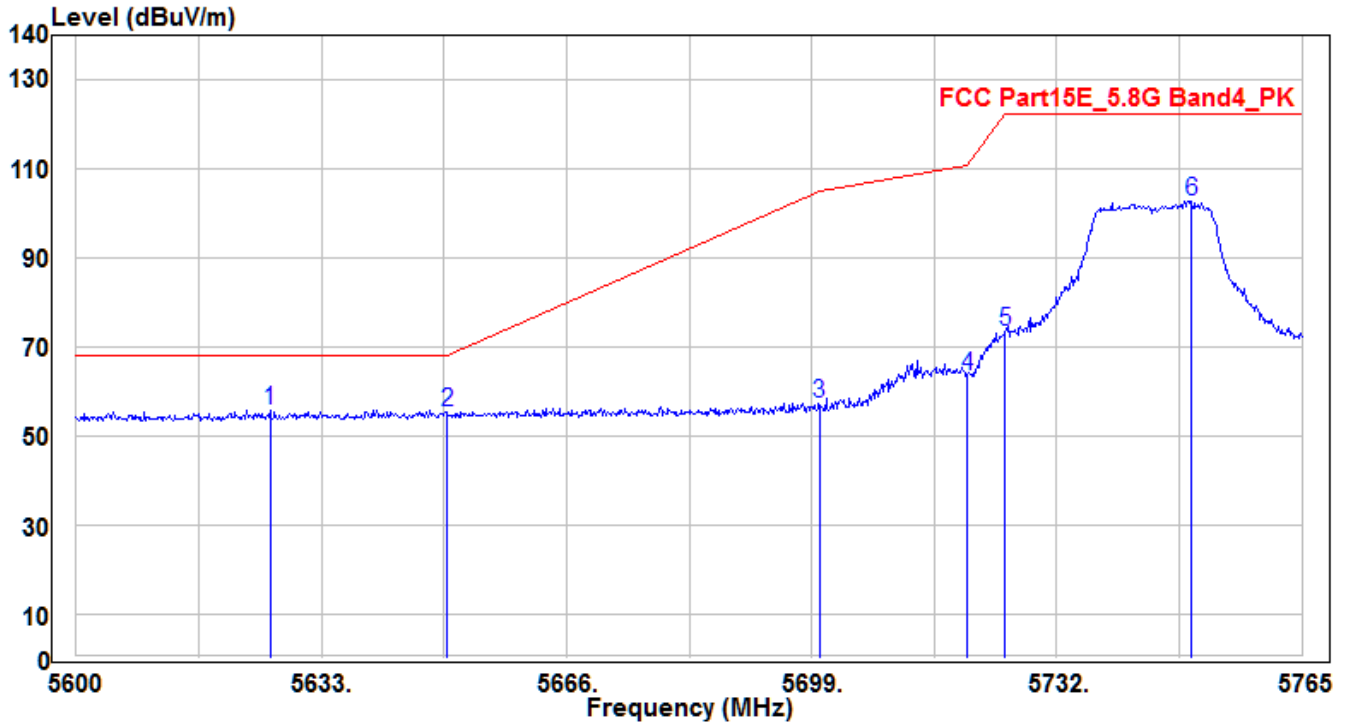


|           |                         |                  |              |
|-----------|-------------------------|------------------|--------------|
| EUT       | Wifi/BT Module          | Test Date        | 2019/1/18    |
| Factor    | BBHA 9120D (1GHz~18GHz) | Temp. / Humidity | 21°C / 57%   |
| Polarity  | Horizontal              | Site / Engineer  | AC1 / Fran   |
| Test Mode | MODE1-CH149_Ant A       | Test Voltage     | AC 120V/60Hz |

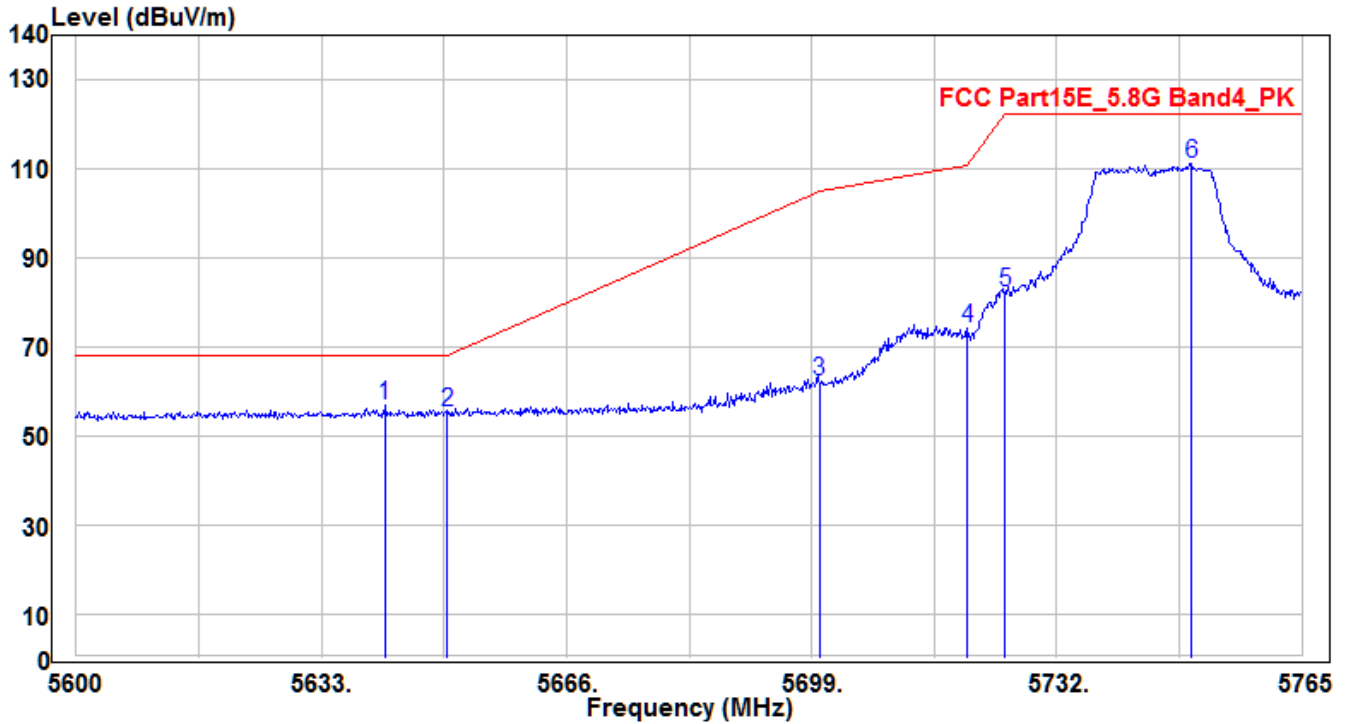


| No | Frequency (MHz) | Reading (dBUV) | C.F (dB) | Measurement (dBUV/m) | Margin (dB) | Limit (dBUV/m) | Height (cm) | Angle (deg) | Remark (QP/PK/AV) |
|----|-----------------|----------------|----------|----------------------|-------------|----------------|-------------|-------------|-------------------|
| 1  | * 5626.07       | 51.31          | 4.66     | 55.97                | -12.23      | 68.2           | 150         | 350         | Peak              |
| 2  | 5650            | 50.5           | 4.75     | 55.25                | -12.95      | 68.2           | 150         | 350         | Peak              |
| 3  | 5700            | 52.51          | 4.94     | 57.45                | -47.75      | 105.2          | 150         | 350         | Peak              |
| 4  | 5720            | 58.55          | 5.01     | 63.56                | -47.24      | 110.8          | 150         | 350         | Peak              |
| 5  | 5725            | 68.29          | 5.03     | 73.32                | -48.88      | 122.2          | 150         | 350         | Peak              |
| 6  | 5750.15         | 97.66          | 5.13     | 102.79               | -19.41      | 122.2          | 150         | 350         | Peak              |

Note :

1. " \* " means the worst value in this measurement data °
2. C.F ( Correction Factor ) = Antenna Factor (dB)+ Cable Loss (dB) – Preamplifier(dB) °
3. Measurement (dBUV/m) = Reading(dBUV) + C.F ( Correction Factor ) °

|           |                         |                  |              |
|-----------|-------------------------|------------------|--------------|
| EUT       | Wifi/BT Module          | Test Date        | 2019/1/18    |
| Factor    | BBHA 9120D (1GHz~18GHz) | Temp. / Humidity | 21°C / 57%   |
| Polarity  | Vertical                | Site / Engineer  | AC1 / Fran   |
| Test Mode | MODE1-CH149_Ant A       | Test Voltage     | AC 120V/60Hz |

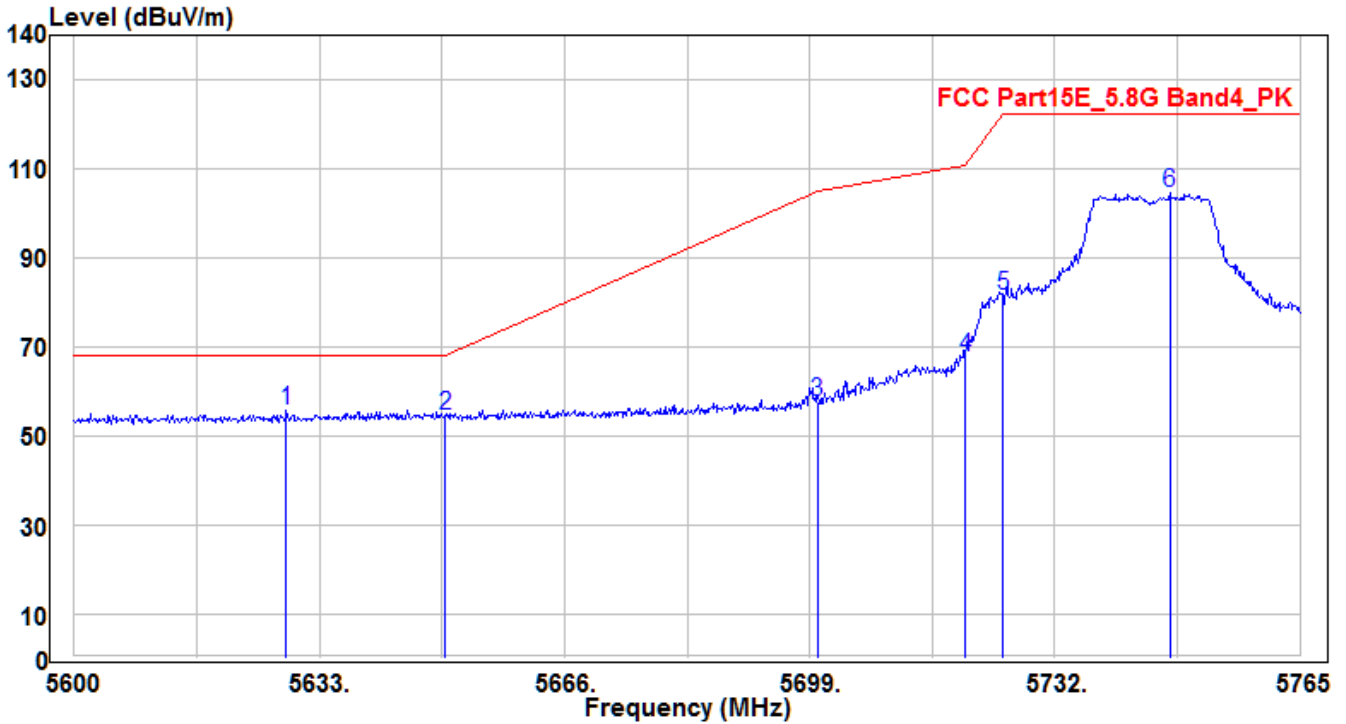


| No | Frequency (MHz) | Reading (dBuV) | C.F (dB) | Measurement (dBuV/m) | Margin (dB) | Limit (dBuV/m) | Height (cm) | Angle (deg) | Remark (QP/PK/AV) |
|----|-----------------|----------------|----------|----------------------|-------------|----------------|-------------|-------------|-------------------|
| 1  | *               | 52.2           | 4.71     | 56.91                | -11.29      | 68.2           | 205         | 370         | Peak              |
| 2  |                 | 50.5           | 4.75     | 55.25                | -12.95      | 68.2           | 205         | 370         | Peak              |
| 3  |                 | 57.25          | 4.94     | 62.19                | -43.01      | 105.2          | 205         | 370         | Peak              |
| 4  |                 | 69.22          | 5.01     | 74.23                | -36.57      | 110.8          | 205         | 370         | Peak              |
| 5  |                 | 77.47          | 5.03     | 82.5                 | -39.7       | 122.2          | 205         | 370         | Peak              |
| 6  |                 | 106.02         | 5.13     | 111.15               | -11.05      | 122.2          | 205         | 370         | Peak              |

Note :

1. " \* " means the worst value in this measurement data °
2. C.F ( Correction Factor ) = Antenna Factor (dB)+ Cable Loss (dB) – Preamplifier(dB) °
3. Measurement (dBuV/m) = Reading(dBuV) + C.F ( Correction Factor ) °

|           |                         |                  |              |
|-----------|-------------------------|------------------|--------------|
| EUT       | Wifi/BT Module          | Test Date        | 2019/1/18    |
| Factor    | BBHA 9120D (1GHz~18GHz) | Temp. / Humidity | 21°C / 57%   |
| Polarity  | Horizontal              | Site / Engineer  | AC1 / Fran   |
| Test Mode | MODE1-CH149_Ant B       | Test Voltage     | AC 120V/60Hz |

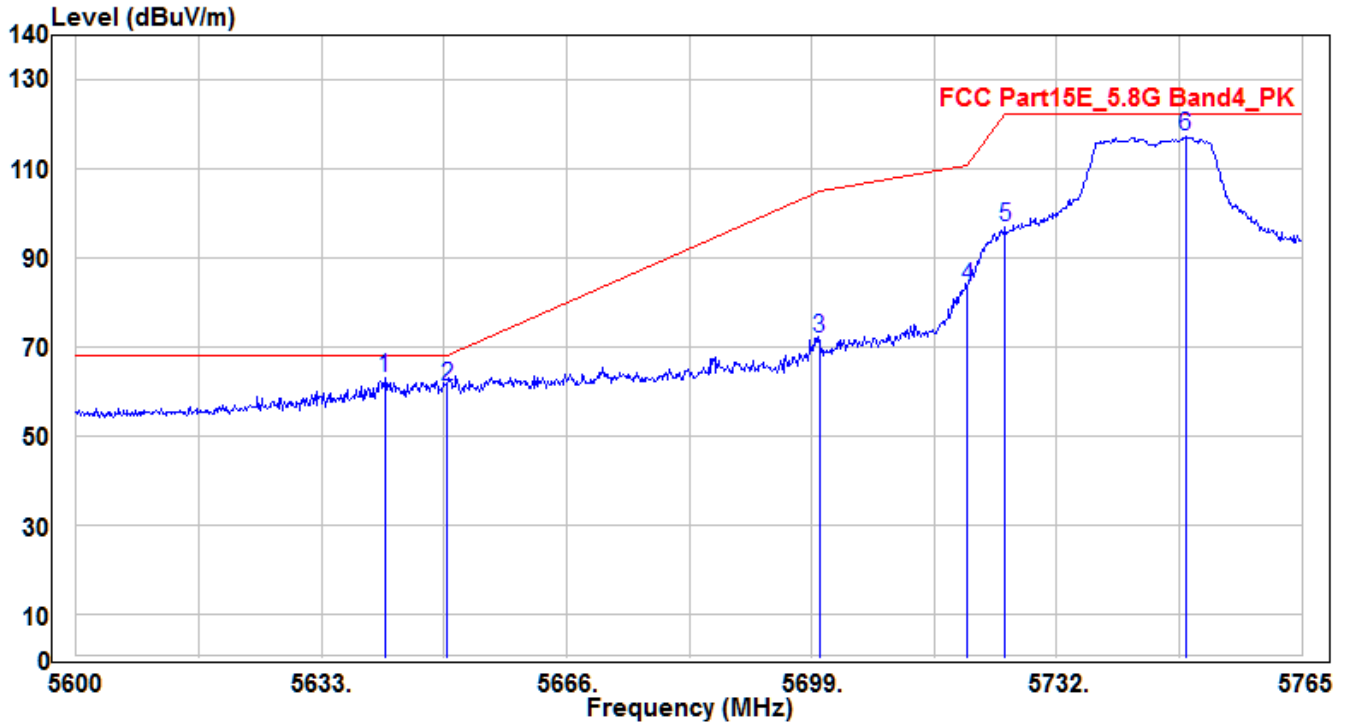


| No | Frequency (MHz) | Reading (dBuV) | C.F (dB) | Measurement (dBuV/m) | Margin (dB) | Limit (dBuV/m) | Height (cm) | Angle (deg) | Remark (QP/PK/AV) |
|----|-----------------|----------------|----------|----------------------|-------------|----------------|-------------|-------------|-------------------|
| 1  | * 5628.545      | 51.27          | 4.66     | 55.93                | -12.27      | 68.2           | 150         | 165         | Peak              |
| 2  | 5650            | 50.04          | 4.75     | 54.79                | -13.41      | 68.2           | 150         | 165         | Peak              |
| 3  | 5700            | 52.82          | 4.94     | 57.76                | -47.44      | 105.2          | 150         | 165         | Peak              |
| 4  | 5720            | 62.61          | 5.01     | 67.62                | -43.18      | 110.8          | 150         | 165         | Peak              |
| 5  | 5725            | 76.4           | 5.03     | 81.43                | -40.77      | 122.2          | 150         | 165         | Peak              |
| 6  | 5747.51         | 99.5           | 5.13     | 104.63               | -17.57      | 122.2          | 150         | 165         | Peak              |

Note :

1. " \* " means the worst value in this measurement data °
2. C.F ( Correction Factor ) = Antenna Factor (dB)+ Cable Loss (dB) – Preamplifier(dB) °
3. Measurement (dBuV/m) = Reading(dBuV) + C.F ( Correction Factor ) °

|           |                         |                  |              |
|-----------|-------------------------|------------------|--------------|
| EUT       | Wifi/BT Module          | Test Date        | 2019/1/18    |
| Factor    | BBHA 9120D (1GHz~18GHz) | Temp. / Humidity | 21°C / 57%   |
| Polarity  | Vertical                | Site / Engineer  | AC1 / Fran   |
| Test Mode | MODE1-CH149_Ant B       | Test Voltage     | AC 120V/60Hz |

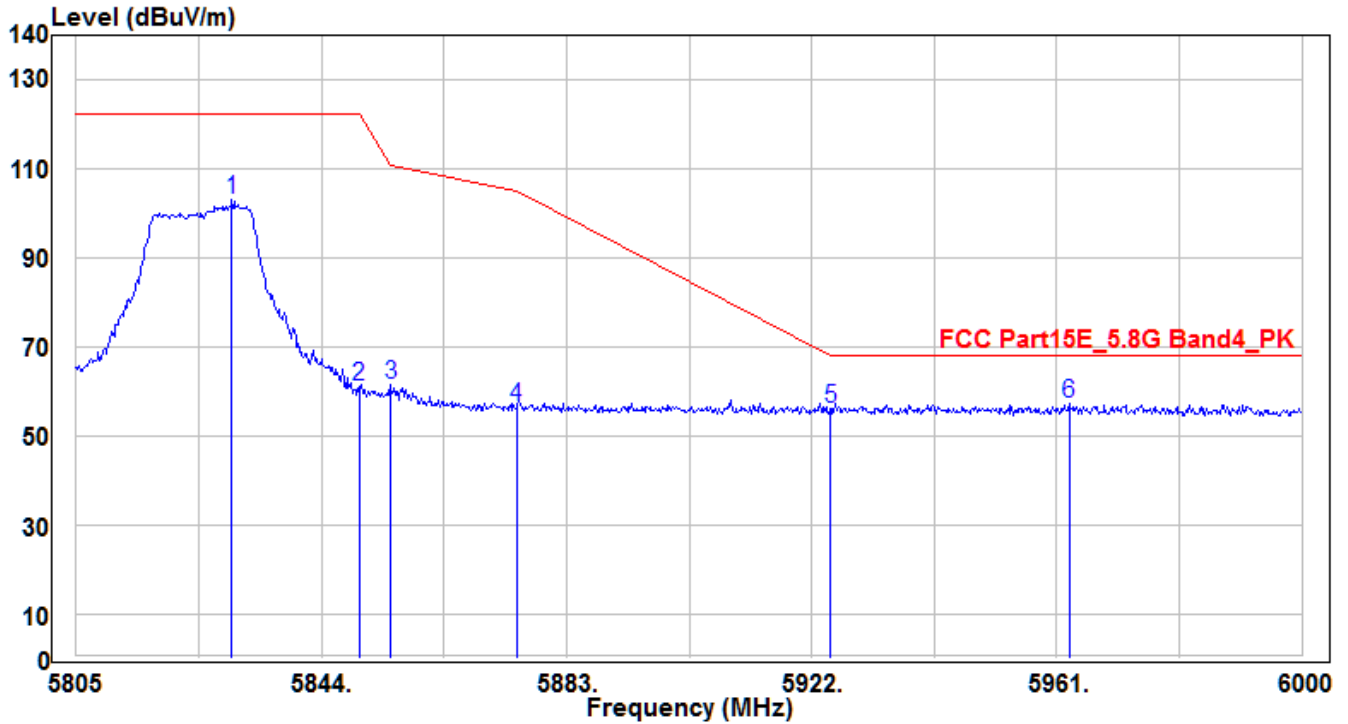


| No | Frequency (MHz) | Reading (dBuV) | C.F (dB) | Measurement (dBuV/m) | Margin (dB) | Limit (dBuV/m) | Height (cm) | Angle (deg) | Remark (QP/PK/AV) |
|----|-----------------|----------------|----------|----------------------|-------------|----------------|-------------|-------------|-------------------|
| 1  | * 5641.58       | 58.2           | 4.71     | 62.91                | -5.29       | 68.2           | 150         | 145         | Peak              |
| 2  | 5649.995        | 56.48          | 4.75     | 61.23                | -6.97       | 68.2           | 150         | 145         | Peak              |
| 3  | 5700            | 66.87          | 4.94     | 71.81                | -33.39      | 105.2          | 150         | 145         | Peak              |
| 4  | 5720            | 78.47          | 5.01     | 83.48                | -27.32      | 110.8          | 150         | 145         | Peak              |
| 5  | 5725            | 91.84          | 5.03     | 96.87                | -25.33      | 122.2          | 150         | 145         | Peak              |
| 6  | 5749.325        | 112.14         | 5.13     | 117.27               | -4.93       | 122.2          | 150         | 145         | Peak              |

Note :

1. " \* " means the worst value in this measurement data °
2. C.F ( Correction Factor ) = Antenna Factor (dB)+ Cable Loss (dB) – Preamplifier(dB) °
3. Measurement (dBuV/m) = Reading(dBuV) + C.F ( Correction Factor ) °

|           |                         |                  |              |
|-----------|-------------------------|------------------|--------------|
| EUT       | Wifi/BT Module          | Test Date        | 2019/1/18    |
| Factor    | BBHA 9120D (1GHz~18GHz) | Temp. / Humidity | 21°C / 57%   |
| Polarity  | Horizontal              | Site / Engineer  | AC1 / Fran   |
| Test Mode | MODE1-CH165_Ant A       | Test Voltage     | AC 120V/60Hz |

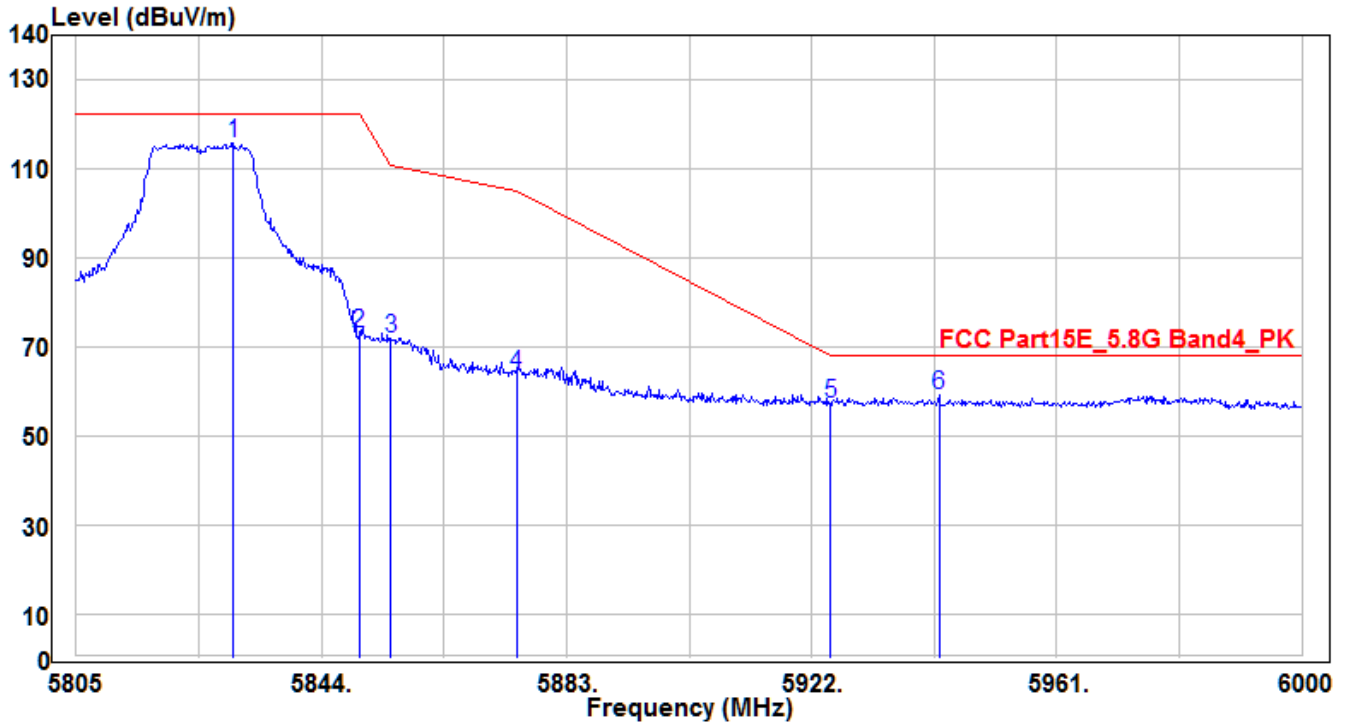


| No | Frequency (MHz) | Reading (dBUV) | C.F (dB) | Measurement (dBUV/m) | Margin (dB) | Limit (dBUV/m) | Height (cm) | Angle (deg) | Remark (QP/PK/AV) |
|----|-----------------|----------------|----------|----------------------|-------------|----------------|-------------|-------------|-------------------|
| 1  | 5829.765        | 97.57          | 5.44     | 103.01               | -19.19      | 122.2          | 150         | -10         | Peak              |
| 2  | 5850            | 55.67          | 5.51     | 61.18                | -61.02      | 122.2          | 150         | -10         | Peak              |
| 3  | 5855            | 55.95          | 5.54     | 61.49                | -49.31      | 110.8          | 150         | -10         | Peak              |
| 4  | 5875            | 51.05          | 5.62     | 56.67                | -48.53      | 105.2          | 150         | -10         | Peak              |
| 5  | 5925            | 50.52          | 5.8      | 56.32                | -11.88      | 68.2           | 150         | -10         | Peak              |
| 6  | * 5962.95       | 51.32          | 5.95     | 57.27                | -10.93      | 68.2           | 150         | -10         | Peak              |

Note :

- "\*" means the worst value in this measurement data °
- C.F ( Correction Factor ) = Antenna Factor (dB)+ Cable Loss (dB) – Preamplifier(dB) °
- Measurement (dBUV/m) = Reading(dBUV) + C.F ( Correction Factor ) °

|           |                         |                  |              |
|-----------|-------------------------|------------------|--------------|
| EUT       | Wifi/BT Module          | Test Date        | 2019/1/18    |
| Factor    | BBHA 9120D (1GHz~18GHz) | Temp. / Humidity | 21°C / 57%   |
| Polarity  | Vertical                | Site / Engineer  | AC1 / Fran   |
| Test Mode | MODE1-CH165_Ant A       | Test Voltage     | AC 120V/60Hz |

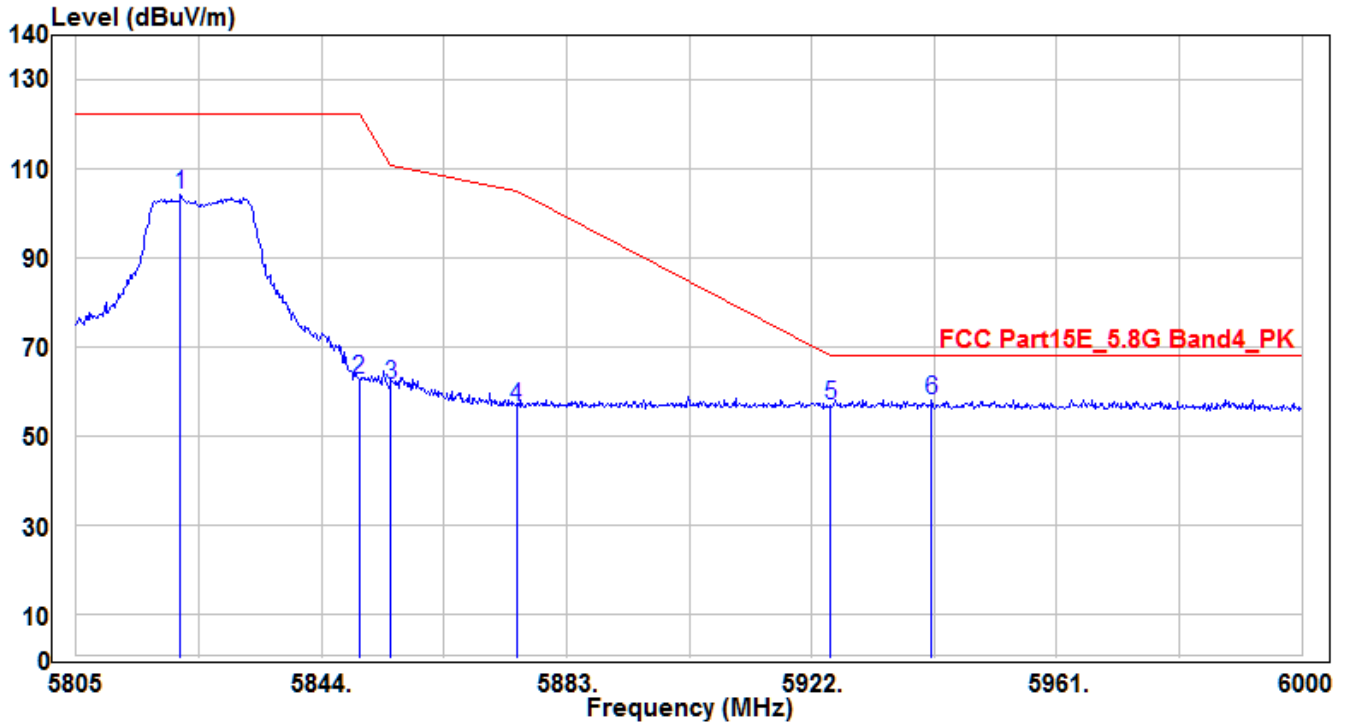


| No | Frequency (MHz) | Reading (dBUV) | C.F (dB) | Measurement (dBUV/m) | Margin (dB) | Limit (dBUV/m) | Height (cm) | Angle (deg) | Remark (QP/PK/AV) |
|----|-----------------|----------------|----------|----------------------|-------------|----------------|-------------|-------------|-------------------|
| 1  | 5829.96         | 110.39         | 5.44     | 115.83               | -6.37       | 122.2          | 230         | 215         | Peak              |
| 2  | 5850            | 67.67          | 5.51     | 73.18                | -49.02      | 122.2          | 230         | 215         | Peak              |
| 3  | 5855            | 66.28          | 5.54     | 71.82                | -38.98      | 110.8          | 230         | 215         | Peak              |
| 4  | 5875            | 58.38          | 5.62     | 64                   | -41.2       | 105.2          | 230         | 215         | Peak              |
| 5  | 5925            | 51.63          | 5.8      | 57.43                | -10.77      | 68.2           | 230         | 215         | Peak              |
| 6  | * 5942.28       | 53.24          | 5.87     | 59.11                | -9.09       | 68.2           | 230         | 215         | Peak              |

Note :

- " \* " means the worst value in this measurement data °
- C.F ( Correction Factor ) = Antenna Factor (dB)+ Cable Loss (dB) – Preamplifier(dB) °
- Measurement (dBUV/m) = Reading(dBuV) + C.F ( Correction Factor ) °

|           |                         |                  |              |
|-----------|-------------------------|------------------|--------------|
| EUT       | Wifi/BT Module          | Test Date        | 2019/1/18    |
| Factor    | BBHA 9120D (1GHz~18GHz) | Temp. / Humidity | 21°C / 57%   |
| Polarity  | Horizontal              | Site / Engineer  | AC1 / Fran   |
| Test Mode | MODE1-CH165_Ant B       | Test Voltage     | AC 120V/60Hz |

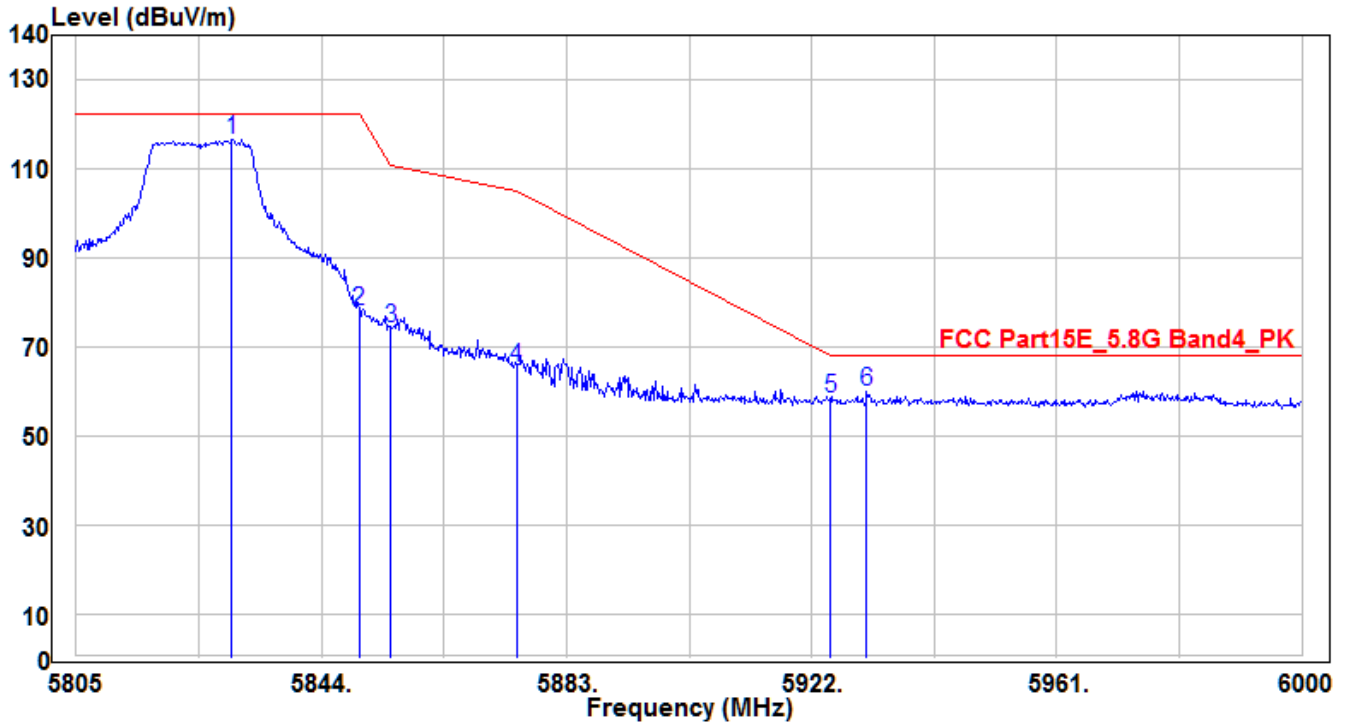


| No | Frequency (MHz) | Reading (dBuV) | C.F (dB) | Measurement (dBuV/m) | Margin (dB) | Limit (dBuV/m) | Height (cm) | Angle (deg) | Remark (QP/PK/AV) |
|----|-----------------|----------------|----------|----------------------|-------------|----------------|-------------|-------------|-------------------|
| 1  | 5821.575        | 98.72          | 5.41     | 104.13               | -18.07      | 122.2          | 150         | 165         | Peak              |
| 2  | 5850            | 57.31          | 5.51     | 62.82                | -59.38      | 122.2          | 150         | 165         | Peak              |
| 3  | 5855            | 56.03          | 5.54     | 61.57                | -49.23      | 110.8          | 150         | 165         | Peak              |
| 4  | 5875            | 50.96          | 5.62     | 56.58                | -48.62      | 105.2          | 150         | 165         | Peak              |
| 5  | 5925            | 51.12          | 5.8      | 56.92                | -11.28      | 68.2           | 150         | 165         | Peak              |
| 6  | * 5941.11       | 52.31          | 5.86     | 58.17                | -10.03      | 68.2           | 150         | 165         | Peak              |

Note :

- "\*" means the worst value in this measurement data °
- C.F ( Correction Factor ) = Antenna Factor (dB)+ Cable Loss (dB) – Preamplifier(dB) °
- Measurement (dBuV/m) = Reading(dBuV) + C.F ( Correction Factor ) °

|           |                         |                  |              |
|-----------|-------------------------|------------------|--------------|
| EUT       | Wifi/BT Module          | Test Date        | 2019/1/18    |
| Factor    | BBHA 9120D (1GHz~18GHz) | Temp. / Humidity | 21°C / 57%   |
| Polarity  | Vertical                | Site / Engineer  | AC1 / Fran   |
| Test Mode | MODE1-CH165_Ant B       | Test Voltage     | AC 120V/60Hz |



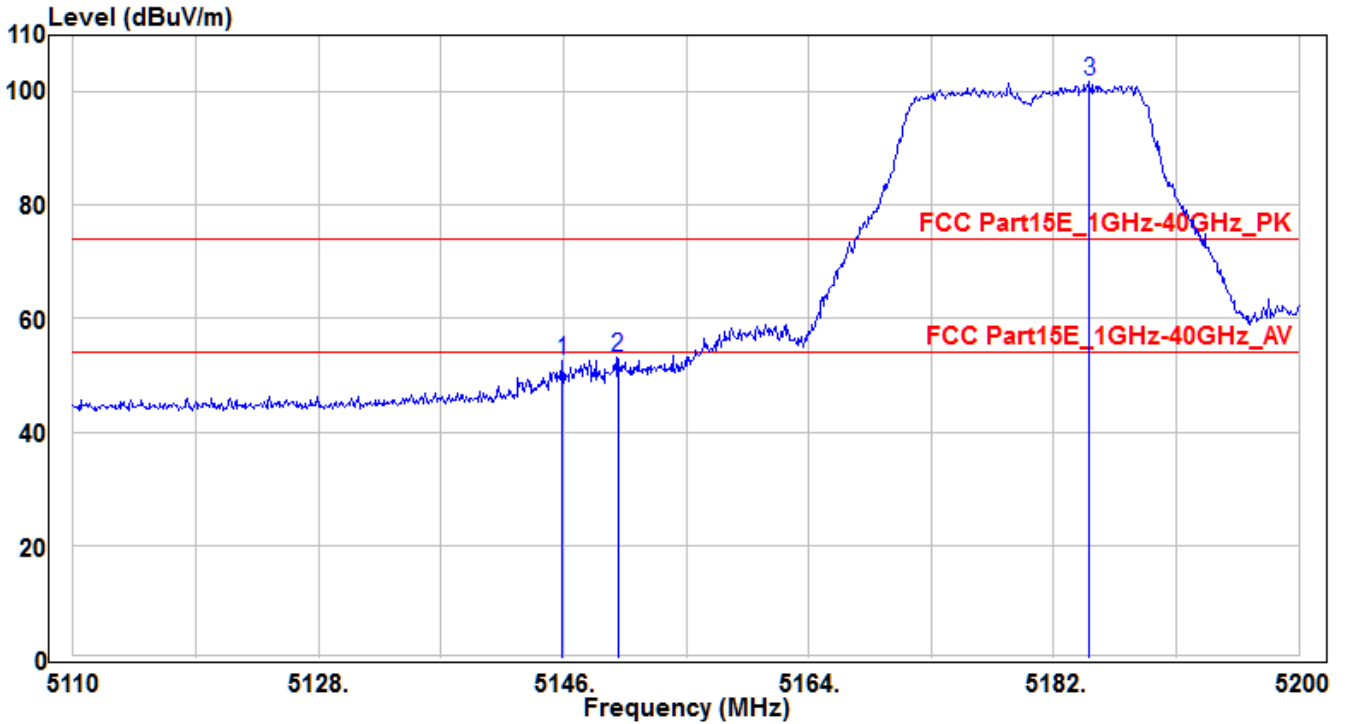
| No | Frequency (MHz) | Reading (dBuV) | C.F (dB) | Measurement (dBuV/m) | Margin (dB) | Limit (dBuV/m) | Height (cm) | Angle (deg) | Remark (QP/PK/AV) |
|----|-----------------|----------------|----------|----------------------|-------------|----------------|-------------|-------------|-------------------|
| 1  | 5829.765        | 111.3          | 5.44     | 116.74               | -5.46       | 122.2          | 170         | 150         | Peak              |
| 2  | 5850            | 72.65          | 5.51     | 78.16                | -44.04      | 122.2          | 170         | 150         | Peak              |
| 3  | 5855            | 68.67          | 5.54     | 74.21                | -36.59      | 110.8          | 170         | 150         | Peak              |
| 4  | 5875            | 59.67          | 5.62     | 65.29                | -39.91      | 105.2          | 170         | 150         | Peak              |
| 5  | 5925            | 52.52          | 5.8      | 58.32                | -9.88       | 68.2           | 170         | 150         | Peak              |
| 6  | * 5930.775      | 54.29          | 5.83     | 60.12                | -8.08       | 68.2           | 170         | 150         | Peak              |

Note :

- " \* " means the worst value in this measurement data °
- C.F ( Correction Factor ) = Antenna Factor (dB)+ Cable Loss (dB) – Preamplifier(dB) °
- Measurement (dBuV/m) = Reading(dBuV) + C.F ( Correction Factor ) °



|           |                         |                  |              |
|-----------|-------------------------|------------------|--------------|
| EUT       | Wifi/BT Module          | Test Date        | 2019/1/18    |
| Factor    | BBHA 9120D (1GHz~18GHz) | Temp. / Humidity | 21°C / 57%   |
| Polarity  | Horizontal              | Site / Engineer  | AC1 / Fran   |
| Test Mode | MODE2-CH36_Ant A+B      | Test Voltage     | AC 120V/60Hz |

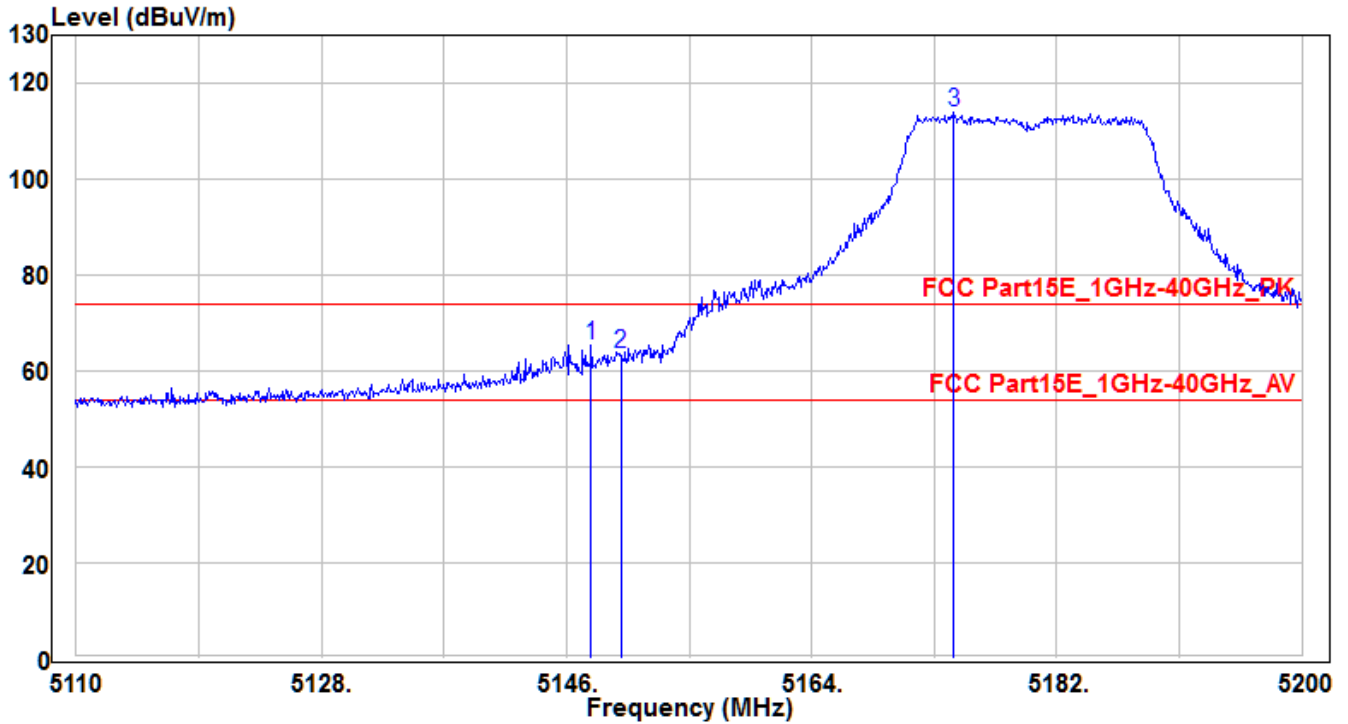


| No | Frequency (MHz) | Reading (dBuV) | C.F (dB) | Measurement (dBuV/m) | Margin (dB) | Limit (dBuV/m) | Height (cm) | Angle (deg) | Remark (QP/PK/AV) |
|----|-----------------|----------------|----------|----------------------|-------------|----------------|-------------|-------------|-------------------|
| 1  | 5145.91         | 48.86          | 3.87     | 52.73                | -21.27      | 74             | 150         | 240         | Peak              |
| 2  | * 5150          | 49.3           | 3.88     | 53.18                | -20.82      | 74             | 150         | 240         | Peak              |
| 3  | 5184.61         | 97.83          | 3.91     | 101.74               | 27.74       | 74             | 150         | 240         | Peak              |

Note :

1. " \* " means the worst value in this measurement data °
2. C.F ( Correction Factor ) = Antenna Factor (dB)+ Cable Loss (dB) – Preamplifier(dB) °
3. Measurement (dBuV/m) = Reading(dBuV) + C.F ( Correction Factor ) °

|           |                         |                  |              |
|-----------|-------------------------|------------------|--------------|
| EUT       | Wifi/BT Module          | Test Date        | 2019/1/18    |
| Factor    | BBHA 9120D (1GHz~18GHz) | Temp. / Humidity | 21°C / 57%   |
| Polarity  | Vertical                | Site / Engineer  | AC1 / Fran   |
| Test Mode | MODE2-CH36_Ant A+B      | Test Voltage     | AC 120V/60Hz |

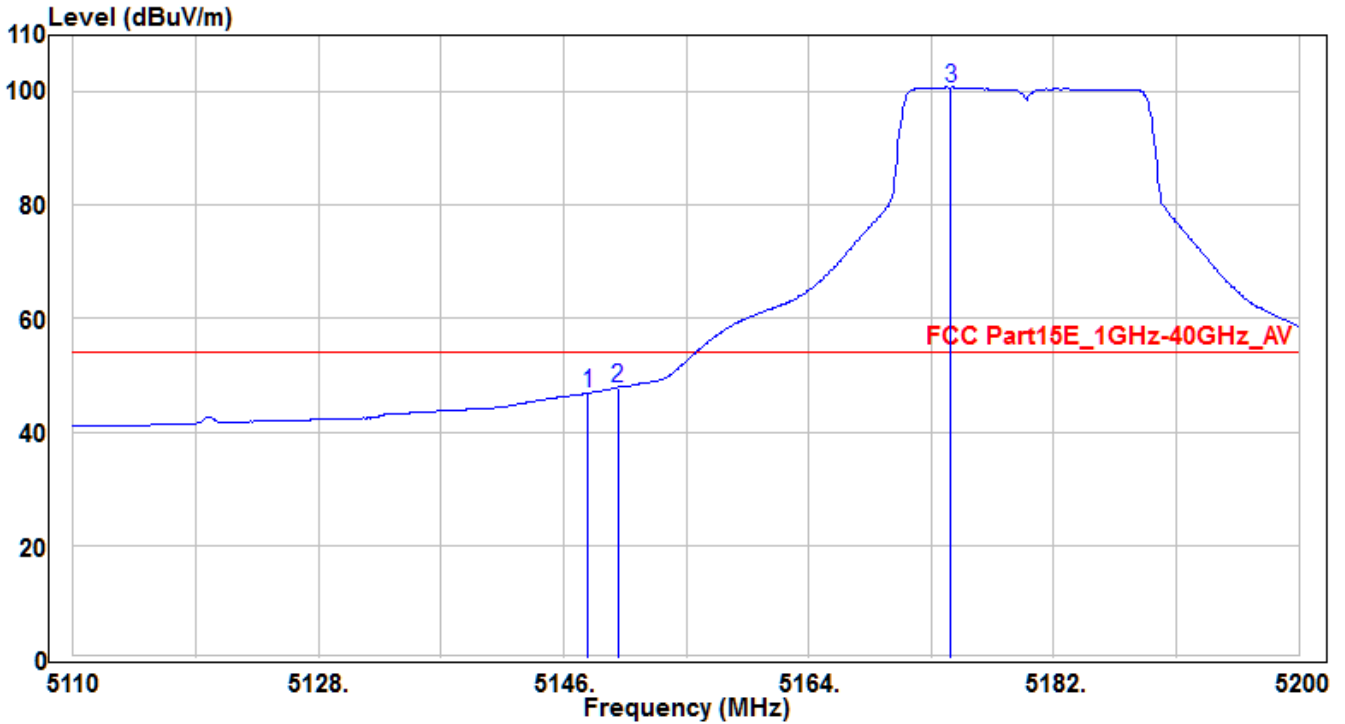


| No | Frequency (MHz) | Reading (dBuV) | C.F (dB) | Measurement (dBuV/m) | Margin (dB) | Limit (dBuV/m) | Height (cm) | Angle (deg) | Remark (QP/PK/AV) |      |
|----|-----------------|----------------|----------|----------------------|-------------|----------------|-------------|-------------|-------------------|------|
| 1  | *               | 5147.8         | 61.57    | 3.87                 | 65.44       | -8.56          | 74          | 235         | 40                | Peak |
| 2  |                 | 5150           | 59.71    | 3.88                 | 63.59       | -10.41         | 74          | 235         | 40                | Peak |
| 3  |                 | 5174.44        | 110.01   | 3.9                  | 113.91      | 39.91          | 74          | 235         | 40                | Peak |

Note :

1. " \* " means the worst value in this measurement data °
2. C.F ( Correction Factor ) = Antenna Factor (dB)+ Cable Loss (dB) – Preamplifier(dB) °
3. Measurement (dBuV/m) = Reading(dBuV) + C.F ( Correction Factor ) °

|           |                         |                  |              |
|-----------|-------------------------|------------------|--------------|
| EUT       | Wifi/BT Module          | Test Date        | 2019/1/18    |
| Factor    | BBHA 9120D (1GHz~18GHz) | Temp. / Humidity | 21°C / 57%   |
| Polarity  | Vertical                | Site / Engineer  | AC1 / Fran   |
| Test Mode | MODE2-CH36_Ant A+B      | Test Voltage     | AC 120V/60Hz |

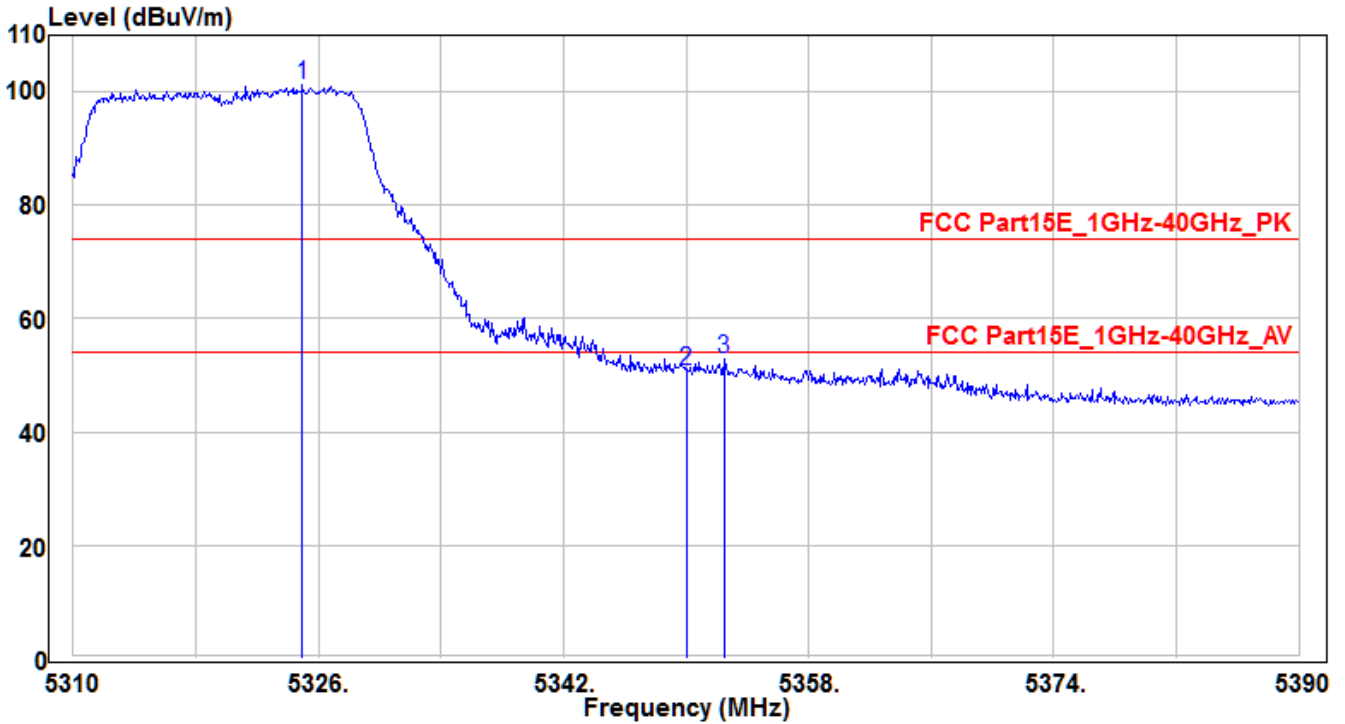


| No | Frequency (MHz) | Reading (dBuV) | C.F (dB) | Measurement (dBuV/m) | Margin (dB) | Limit (dBuV/m) | Height (cm) | Angle (deg) | Remark (QP/PK/AV) |
|----|-----------------|----------------|----------|----------------------|-------------|----------------|-------------|-------------|-------------------|
| 1  | 5147.8          | 43.06          | 3.87     | 46.93                | -7.07       | 54             | 235         | 40          | Average           |
| 2  | * 5150          | 44.01          | 3.88     | 47.89                | -6.11       | 54             | 235         | 40          | Average           |
| 3  | 5174.44         | 96.87          | 3.9      | 100.77               | 46.77       | 54             | 235         | 40          | Average           |

Note :

1. " \* " means the worst value in this measurement data ◦
2. C.F ( Correction Factor ) = Antenna Factor (dB)+ Cable Loss (dB) – Preamplifier(dB) ◦
3. Measurement (dBuV/m) = Reading(dBuV) + C.F ( Correction Factor ) ◦

|           |                         |                  |              |
|-----------|-------------------------|------------------|--------------|
| EUT       | Wifi/BT Module          | Test Date        | 2019/1/18    |
| Factor    | BBHA 9120D (1GHz~18GHz) | Temp. / Humidity | 21°C / 57%   |
| Polarity  | Horizontal              | Site / Engineer  | AC1 / Fran   |
| Test Mode | MODE2-CH64_Ant A+B      | Test Voltage     | AC 120V/60Hz |

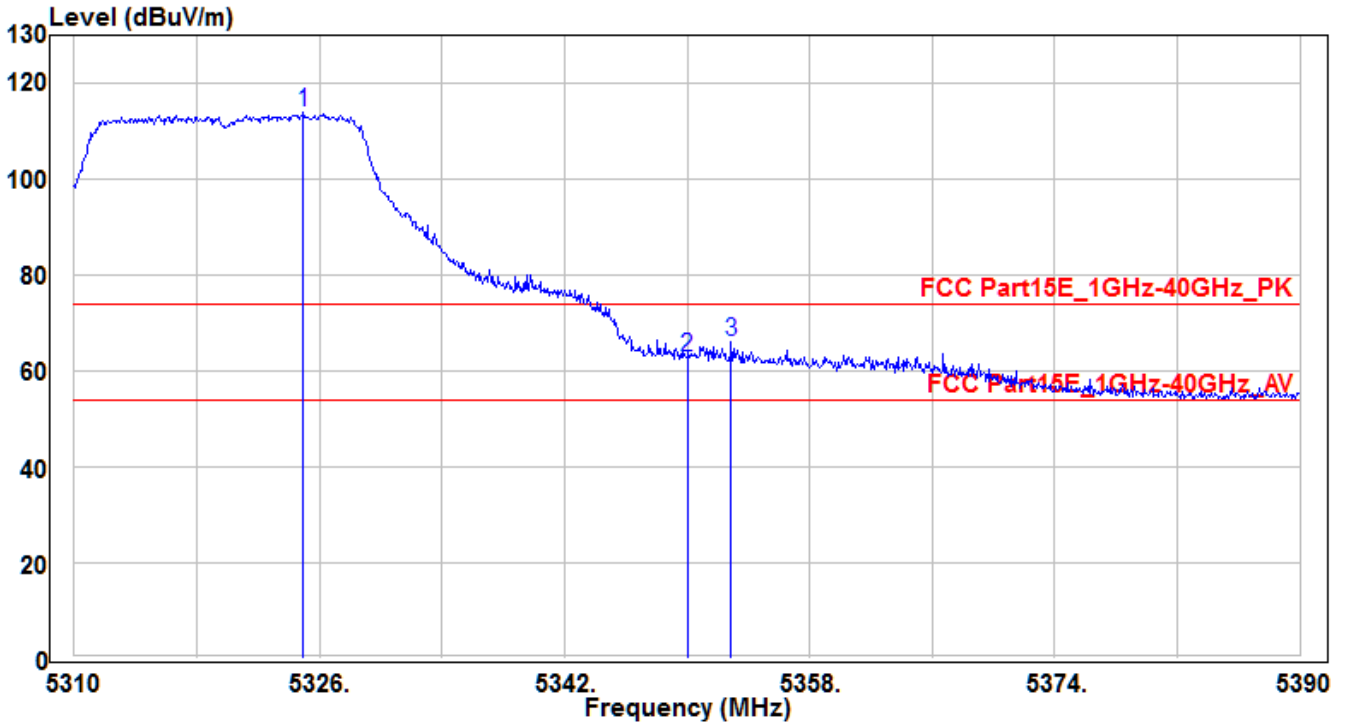


| No | Frequency (MHz) | Reading (dBuV) | C.F (dB) | Measurement (dBuV/m) | Margin (dB) | Limit (dBuV/m) | Height (cm) | Angle (deg) | Remark (QP/PK/AV) |
|----|-----------------|----------------|----------|----------------------|-------------|----------------|-------------|-------------|-------------------|
| 1  | 5324.96         | 97.18          | 4.02     | 101.2                | 27.2        | 74             | 150         | 245         | Peak              |
| 2  | 5350            | 46.77          | 4.04     | 50.81                | -23.19      | 74             | 150         | 245         | Peak              |
| 3  | * 5352.48       | 48.96          | 4.05     | 53.01                | -20.99      | 74             | 150         | 245         | Peak              |

Note :

1. " \* " means the worst value in this measurement data °
2. C.F ( Correction Factor ) = Antenna Factor (dB)+ Cable Loss (dB) – Preamplifier(dB) °
3. Measurement (dBuV/m) = Reading(dBuV) + C.F ( Correction Factor ) °

|           |                         |                  |              |
|-----------|-------------------------|------------------|--------------|
| EUT       | Wifi/BT Module          | Test Date        | 2019/1/18    |
| Factor    | BBHA 9120D (1GHz~18GHz) | Temp. / Humidity | 21°C / 57%   |
| Polarity  | Vertical                | Site / Engineer  | AC1 / Fran   |
| Test Mode | MODE2-CH64_Ant A+B      | Test Voltage     | AC 120V/60Hz |

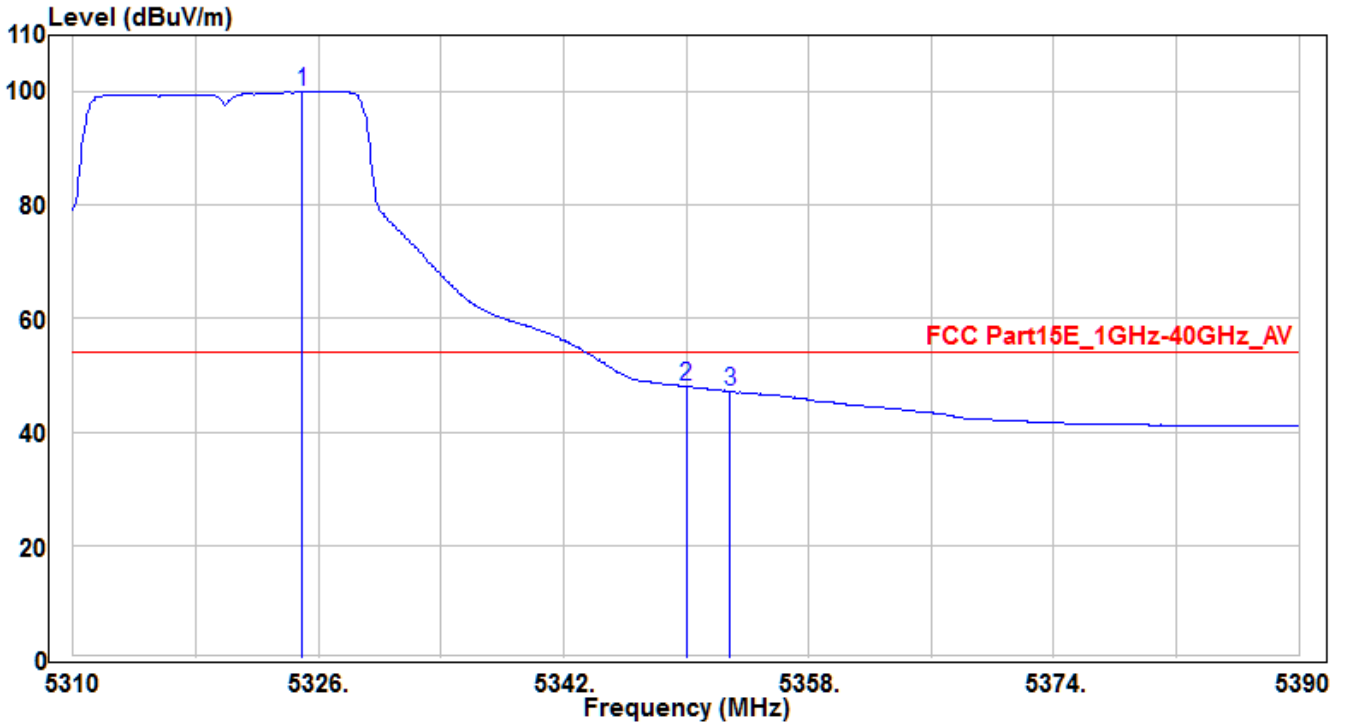


| No | Frequency (MHz) | Reading (dBuV) | C.F (dB) | Measurement (dBuV/m) | Margin (dB) | Limit (dBuV/m) | Height (cm) | Angle (deg) | Remark (QP/PK/AV) |
|----|-----------------|----------------|----------|----------------------|-------------|----------------|-------------|-------------|-------------------|
| 1  | 5324.96         | 109.84         | 4.02     | 113.86               | 39.86       | 74             | 150         | 155         | Peak              |
| 2  | 5350            | 58.71          | 4.04     | 62.75                | -11.25      | 74             | 150         | 155         | Peak              |
| 3  | * 5352.88       | 62.06          | 4.05     | 66.11                | -7.89       | 74             | 150         | 155         | Peak              |

Note :

1. " \* " means the worst value in this measurement data °
2. C.F ( Correction Factor ) = Antenna Factor (dB)+ Cable Loss (dB) – Preamplifier(dB) °
3. Measurement (dBuV/m) = Reading(dBuV) + C.F ( Correction Factor ) °

|           |                         |                  |              |
|-----------|-------------------------|------------------|--------------|
| EUT       | Wifi/BT Module          | Test Date        | 2019/1/18    |
| Factor    | BBHA 9120D (1GHz~18GHz) | Temp. / Humidity | 21°C / 57%   |
| Polarity  | Vertical                | Site / Engineer  | AC1 / Fran   |
| Test Mode | MODE2-CH64_Ant A+B      | Test Voltage     | AC 120V/60Hz |

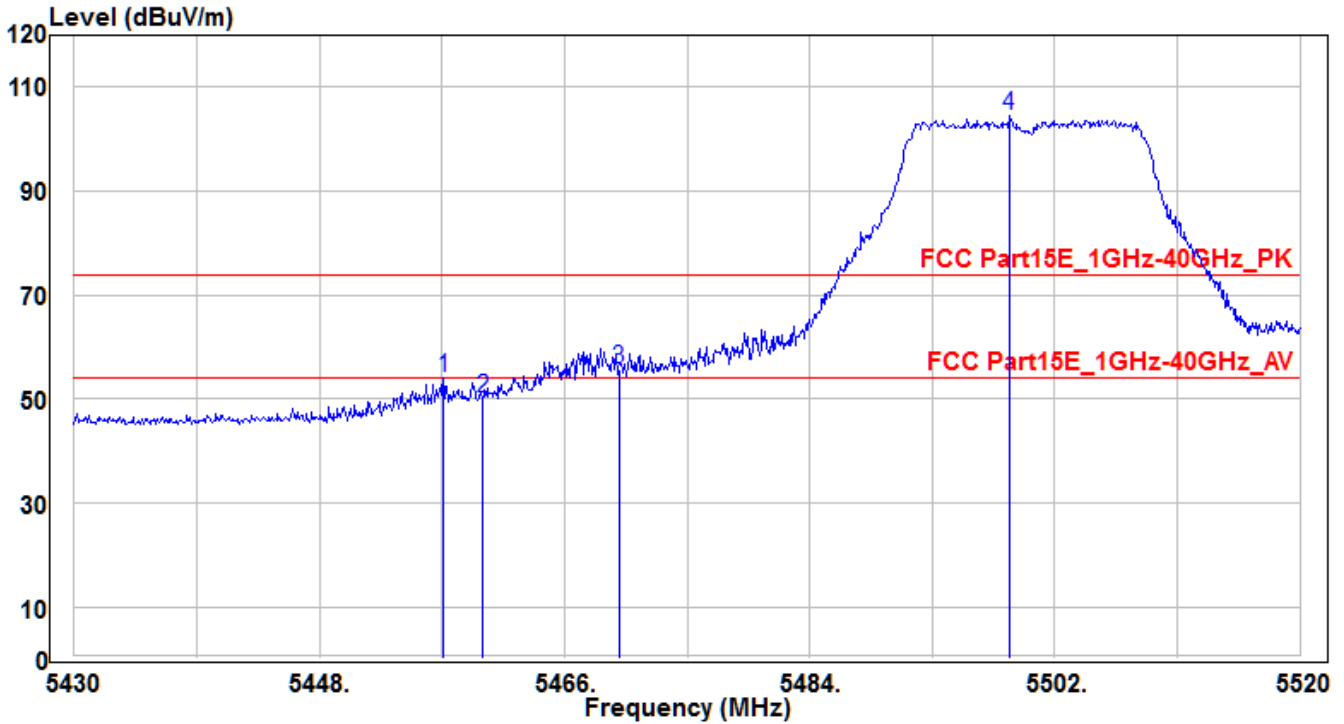


| No | Frequency (MHz) | Reading (dBuV) | C.F (dB) | Measurement (dBuV/m) | Margin (dB) | Limit (dBuV/m) | Height (cm) | Angle (deg) | Remark (QP/PK/AV) |
|----|-----------------|----------------|----------|----------------------|-------------|----------------|-------------|-------------|-------------------|
| 1  | 5324.96         | 96.05          | 4.02     | 100.07               | 46.07       | 54             | 150         | 155         | Average           |
| 2  | * 5350          | 44.05          | 4.04     | 48.09                | -5.91       | 54             | 150         | 155         | Average           |
| 3  | 5352.88         | 43.13          | 4.05     | 47.18                | -6.82       | 54             | 150         | 155         | Average           |

Note :

1. " \* " means the worst value in this measurement data °
2. C.F ( Correction Factor ) = Antenna Factor (dB)+ Cable Loss (dB) – Preamplifier(dB) °
3. Measurement (dBuV/m) = Reading(dBuV) + C.F ( Correction Factor ) °

|           |                         |                  |              |
|-----------|-------------------------|------------------|--------------|
| EUT       | Wifi/BT Module          | Test Date        | 2019/1/18    |
| Factor    | BBHA 9120D (1GHz~18GHz) | Temp. / Humidity | 21°C / 57%   |
| Polarity  | Horizontal              | Site / Engineer  | AC1 / Fran   |
| Test Mode | MODE2-CH100_Ant A+B     | Test Voltage     | AC 120V/60Hz |

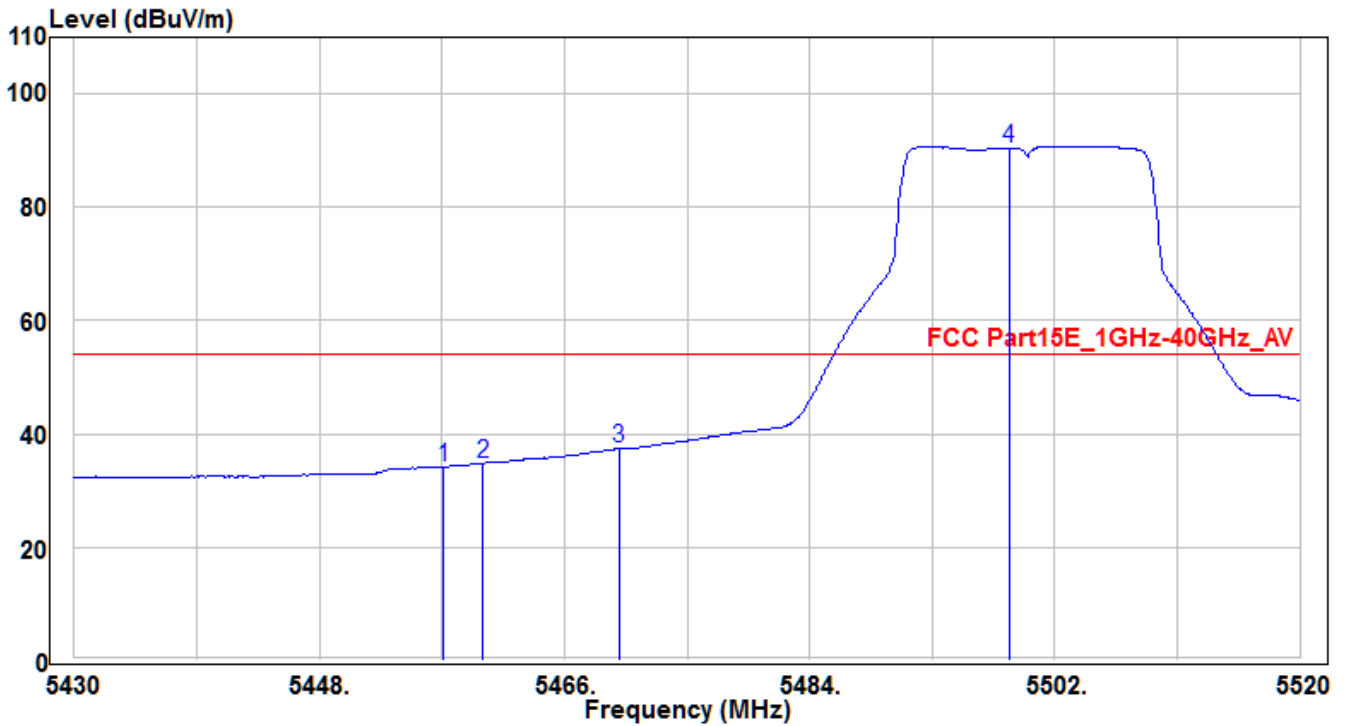


| No | Frequency (MHz) | Reading (dBuV) | C.F (dB) | Measurement (dBuV/m) | Margin (dB) | Limit (dBuV/m) | Height (cm) | Angle (deg) | Remark (QP/PK/AV) |
|----|-----------------|----------------|----------|----------------------|-------------|----------------|-------------|-------------|-------------------|
| 1  | 5457.09         | 49.8           | 4.13     | 53.93                | -20.07      | 74             | 150         | 140         | Peak              |
| 2  | 5460            | 45.96          | 4.14     | 50.1                 | -23.9       | 74             | 150         | 140         | Peak              |
| 3  | * 5470          | 51.71          | 4.14     | 55.85                | -18.15      | 74             | 150         | 140         | Peak              |
| 4  | 5498.67         | 100.31         | 4.17     | 104.48               | 30.48       | 74             | 150         | 140         | Peak              |

Note :

- " \* " means the worst value in this measurement data °
- C.F ( Correction Factor ) = Antenna Factor (dB)+ Cable Loss (dB) – Preamplifier(dB) °
- Measurement (dBuV/m) = Reading(dBuV) + C.F ( Correction Factor ) °

|           |                         |                  |              |
|-----------|-------------------------|------------------|--------------|
| EUT       | Wifi/BT Module          | Test Date        | 2019/1/18    |
| Factor    | BBHA 9120D (1GHz~18GHz) | Temp. / Humidity | 21°C / 57%   |
| Polarity  | Horizontal              | Site / Engineer  | AC1 / Fran   |
| Test Mode | MODE2-CH100_Ant A+B     | Test Voltage     | AC 120V/60Hz |



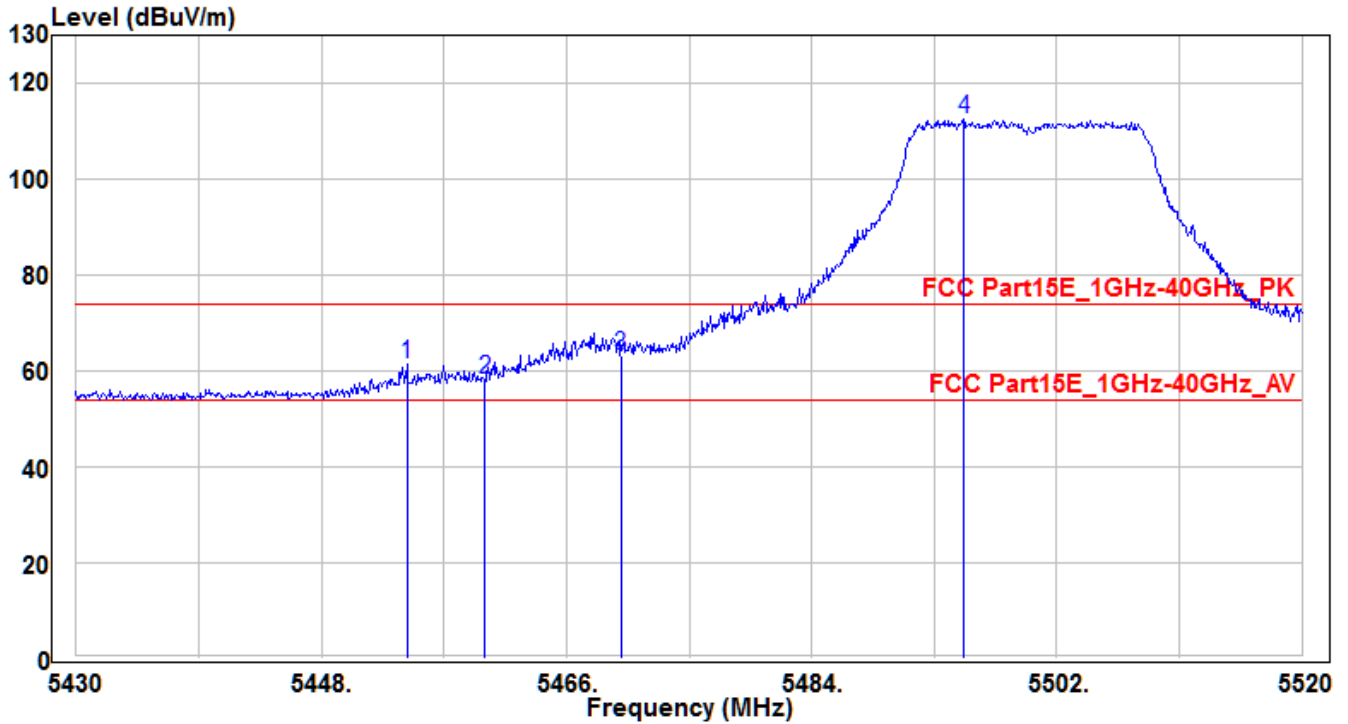
| No | Frequency (MHz) | Reading (dBuV) | C.F (dB) | Measurement (dBuV/m) | Margin (dB) | Limit (dBuV/m) | Height (cm) | Angle (deg) | Remark (QP/PK/AV) |
|----|-----------------|----------------|----------|----------------------|-------------|----------------|-------------|-------------|-------------------|
| 1  | 5457.09         | 30.12          | 4.13     | 34.25                | -19.75      | 54             | 150         | 140         | Average           |
| 2  | 5460            | 30.71          | 4.14     | 34.85                | -19.15      | 54             | 150         | 140         | Average           |
| 3  | * 5470          | 33.28          | 4.14     | 37.42                | -16.58      | 54             | 150         | 140         | Average           |
| 4  | 5498.67         | 86.24          | 4.17     | 90.41                | 36.41       | 54             | 150         | 140         | Average           |

Note :

1. " \* " means the worst value in this measurement data °
2. C.F ( Correction Factor ) = Antenna Factor (dB)+ Cable Loss (dB) – Preamplifier(dB) °
3. Measurement (dBuV/m) = Reading(dBuV) + C.F ( Correction Factor ) °



|           |                         |                  |              |
|-----------|-------------------------|------------------|--------------|
| EUT       | Wifi/BT Module          | Test Date        | 2019/1/18    |
| Factor    | BBHA 9120D (1GHz~18GHz) | Temp. / Humidity | 21°C / 57%   |
| Polarity  | Vertical                | Site / Engineer  | AC1 / Fran   |
| Test Mode | MODE2-CH100_Ant A+B     | Test Voltage     | AC 120V/60Hz |

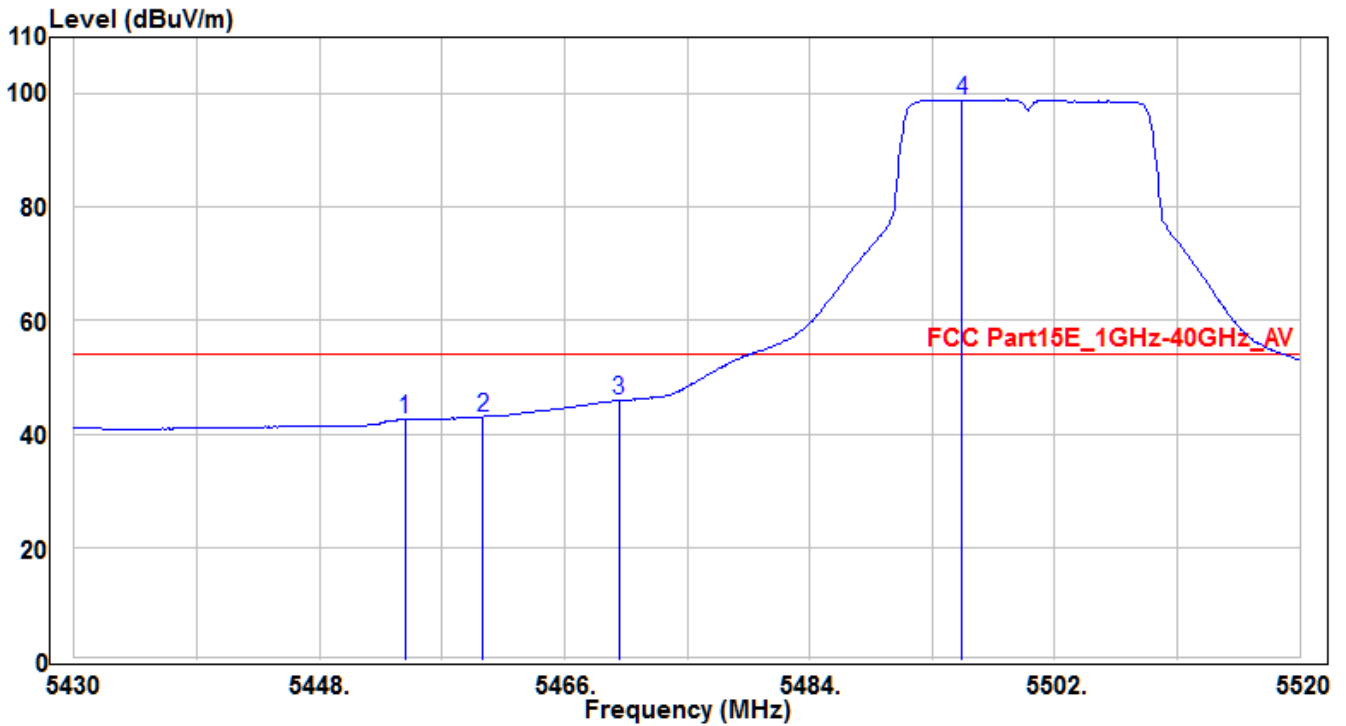


| No | Frequency (MHz) | Reading (dBuV) | C.F (dB) | Measurement (dBuV/m) | Margin (dB) | Limit (dBuV/m) | Height (cm) | Angle (deg) | Remark (QP/PK/AV) |
|----|-----------------|----------------|----------|----------------------|-------------|----------------|-------------|-------------|-------------------|
| 1  | 5454.3          | 57.27          | 4.13     | 61.4                 | -12.6       | 74             | 150         | 150         | Peak              |
| 2  | 5460            | 53.98          | 4.14     | 58.12                | -15.88      | 74             | 150         | 150         | Peak              |
| 3  | * 5470          | 59.18          | 4.14     | 63.32                | -10.68      | 74             | 150         | 150         | Peak              |
| 4  | 5495.16         | 108.23         | 4.17     | 112.4                | 38.4        | 74             | 150         | 150         | Peak              |

Note :

- " \* " means the worst value in this measurement data °
- C.F ( Correction Factor ) = Antenna Factor (dB)+ Cable Loss (dB) – Preamplifier(dB) °
- Measurement (dBuV/m) = Reading(dBuV) + C.F ( Correction Factor ) °

|           |                         |                  |              |
|-----------|-------------------------|------------------|--------------|
| EUT       | Wifi/BT Module          | Test Date        | 2019/1/18    |
| Factor    | BBHA 9120D (1GHz~18GHz) | Temp. / Humidity | 21°C / 57%   |
| Polarity  | Vertical                | Site / Engineer  | AC1 / Fran   |
| Test Mode | MODE2-CH100_Ant A+B     | Test Voltage     | AC 120V/60Hz |

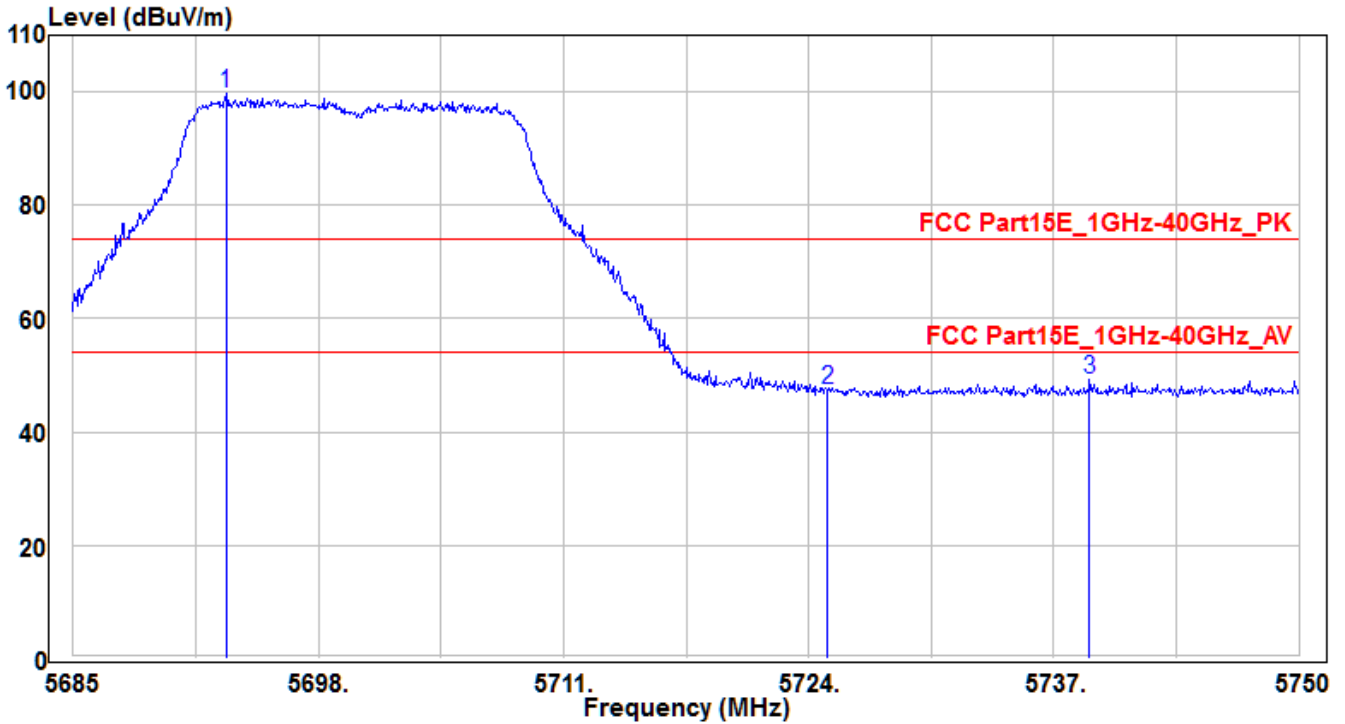


| No | Frequency (MHz) | Reading (dBuV) | C.F (dB) | Measurement (dBuV/m) | Margin (dB) | Limit (dBuV/m) | Height (cm) | Angle (deg) | Remark (QP/PK/AV) |
|----|-----------------|----------------|----------|----------------------|-------------|----------------|-------------|-------------|-------------------|
| 1  | 5454.3          | 38.37          | 4.13     | 42.5                 | -11.5       | 54             | 150         | 150         | Average           |
| 2  | 5460            | 38.93          | 4.14     | 43.07                | -10.93      | 54             | 150         | 150         | Average           |
| 3  | * 5470          | 41.82          | 4.14     | 45.96                | -8.04       | 54             | 150         | 150         | Average           |
| 4  | 5495.16         | 94.64          | 4.17     | 98.81                | 44.81       | 54             | 150         | 150         | Average           |

Note :

- " \* " means the worst value in this measurement data °
- C.F ( Correction Factor ) = Antenna Factor (dB)+ Cable Loss (dB) – Preamplifier(dB) °
- Measurement (dBuV/m) = Reading(dBuV) + C.F ( Correction Factor ) °

|           |                         |                  |              |
|-----------|-------------------------|------------------|--------------|
| EUT       | Wifi/BT Module          | Test Date        | 2019/1/18    |
| Factor    | BBHA 9120D (1GHz~18GHz) | Temp. / Humidity | 21°C / 57%   |
| Polarity  | Horizontal              | Site / Engineer  | AC1 / Fran   |
| Test Mode | MODE2-CH140_Ant A+B     | Test Voltage     | AC 120V/60Hz |

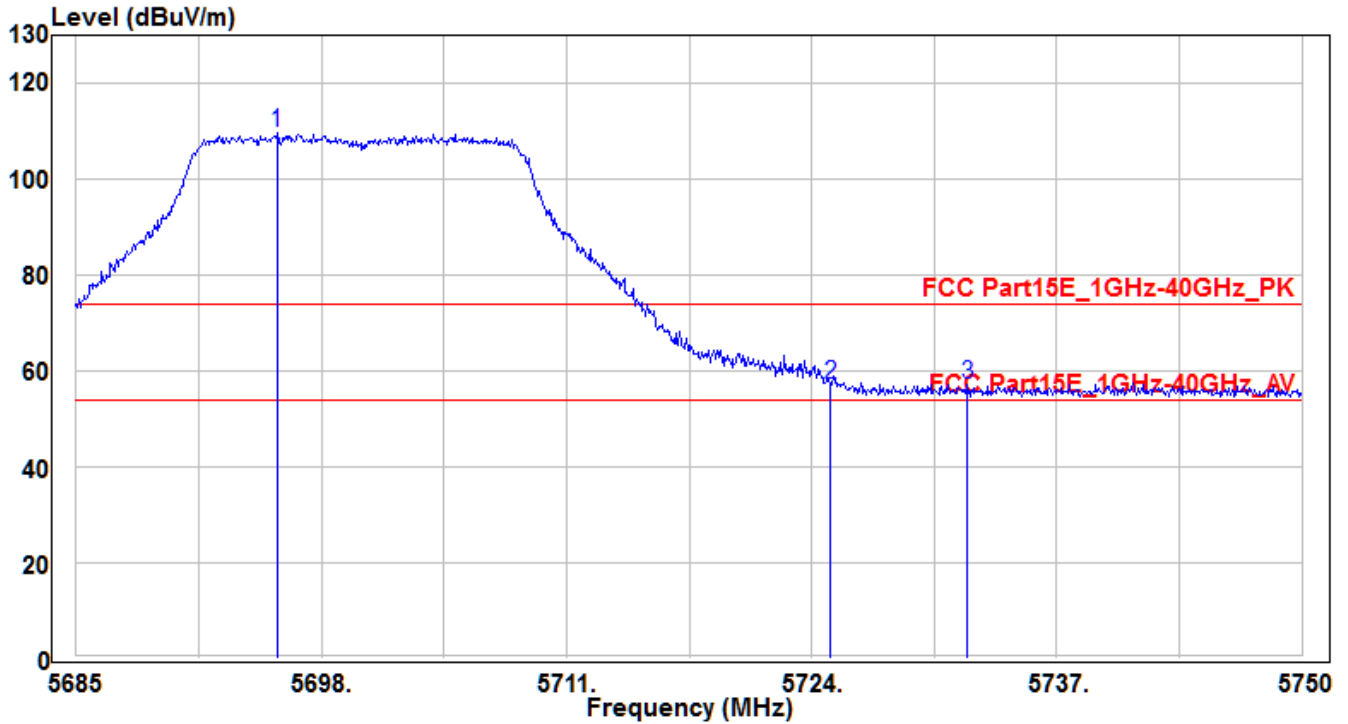


| No | Frequency (MHz) | Reading (dBuV) | C.F (dB) | Measurement (dBuV/m) | Margin (dB) | Limit (dBuV/m) | Height (cm) | Angle (deg) | Remark (QP/PK/AV) |
|----|-----------------|----------------|----------|----------------------|-------------|----------------|-------------|-------------|-------------------|
| 1  | 5693.125        | 94.84          | 4.91     | 99.75                | 25.75       | 74             | 150         | 140         | Peak              |
| 2  | 5725            | 42.31          | 5.03     | 47.34                | -26.66      | 74             | 150         | 140         | Peak              |
| 3  | * 5738.885      | 44.08          | 5.09     | 49.17                | -24.83      | 74             | 150         | 140         | Peak              |

Note :

- " \* " means the worst value in this measurement data ◦
- C.F ( Correction Factor ) = Antenna Factor (dB)+ Cable Loss (dB) – Preamplifier(dB) ◦
- Measurement (dBuV/m) = Reading(dBuV) + C.F ( Correction Factor ) ◦

|           |                         |                  |              |
|-----------|-------------------------|------------------|--------------|
| EUT       | Wifi/BT Module          | Test Date        | 2019/1/18    |
| Factor    | BBHA 9120D (1GHz~18GHz) | Temp. / Humidity | 21°C / 57%   |
| Polarity  | Vertical                | Site / Engineer  | AC1 / Fran   |
| Test Mode | MODE2-CH140_Ant A+B     | Test Voltage     | AC 120V/60Hz |

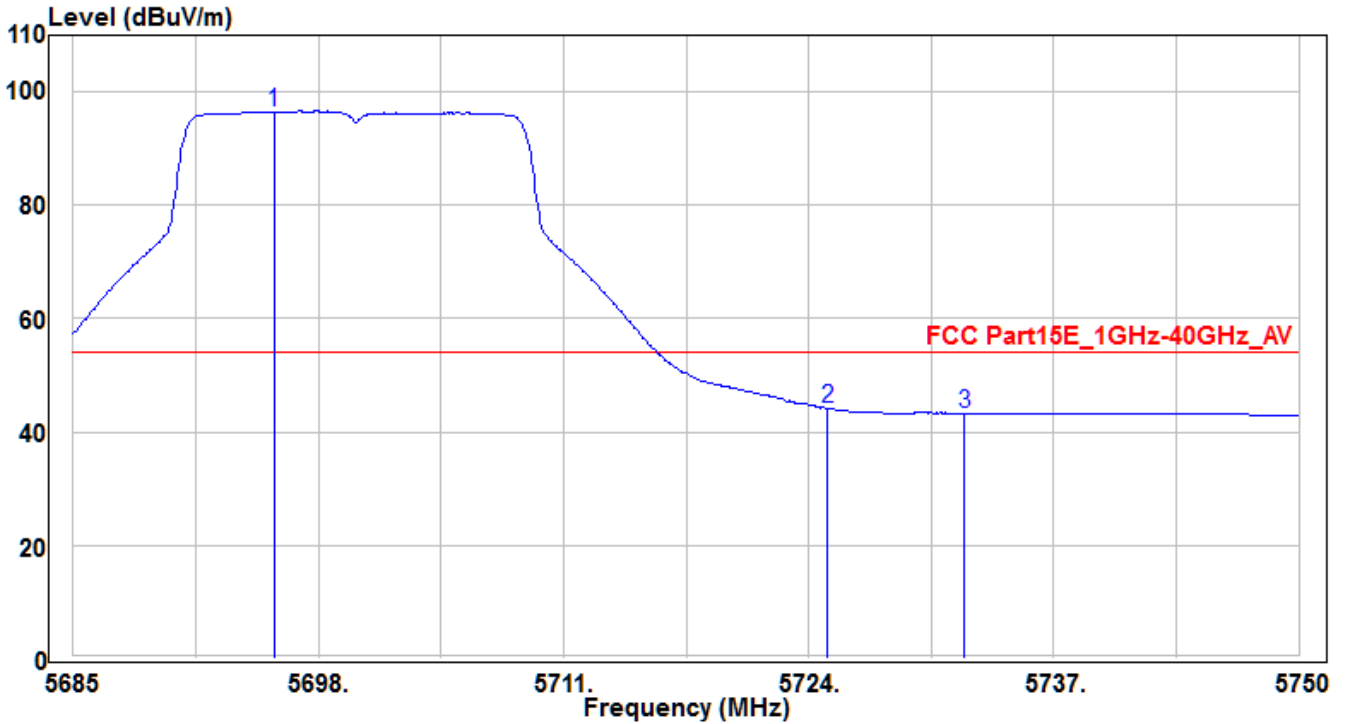


| No | Frequency (MHz) | Reading (dBuV) | C.F (dB) | Measurement (dBuV/m) | Margin (dB) | Limit (dBuV/m) | Height (cm) | Angle (deg) | Remark (QP/PK/AV) |
|----|-----------------|----------------|----------|----------------------|-------------|----------------|-------------|-------------|-------------------|
| 1  | 5695.66         | 104.77         | 4.91     | 109.68               | 35.68       | 74             | 150         | 155         | Peak              |
| 2  | 5725            | 52.07          | 5.03     | 57.1                 | -16.9       | 74             | 150         | 155         | Peak              |
| 3  | * 5732.255      | 52.07          | 5.07     | 57.14                | -16.86      | 74             | 150         | 155         | Peak              |

Note :

- "\*" means the worst value in this measurement data °
- C.F ( Correction Factor ) = Antenna Factor (dB)+ Cable Loss (dB) – Preamplifier(dB) °
- Measurement (dBuV/m) = Reading(dBuV) + C.F ( Correction Factor ) °

|           |                         |                  |              |
|-----------|-------------------------|------------------|--------------|
| EUT       | Wifi/BT Module          | Test Date        | 2019/1/18    |
| Factor    | BBHA 9120D (1GHz~18GHz) | Temp. / Humidity | 21°C / 57%   |
| Polarity  | Vertical                | Site / Engineer  | AC1 / Fran   |
| Test Mode | MODE2-CH140_Ant A+B     | Test Voltage     | AC 120V/60Hz |

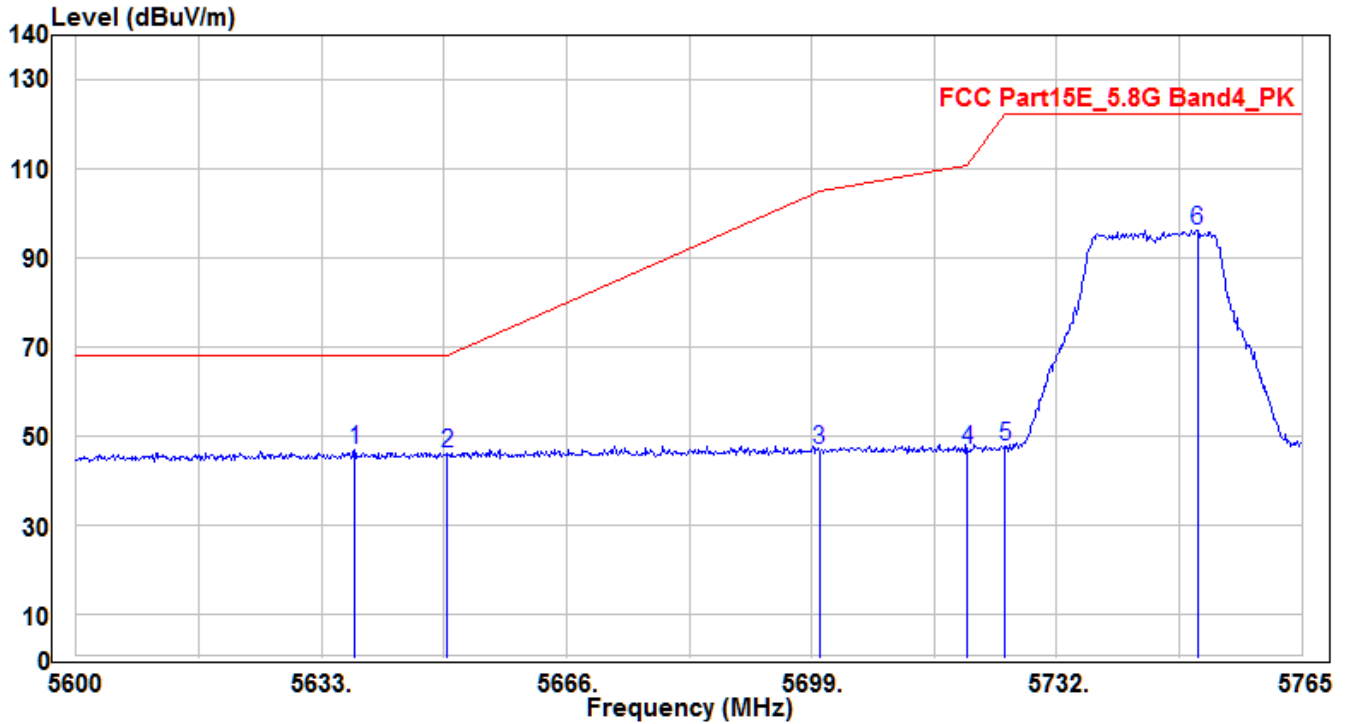


| No | Frequency (MHz) | Reading (dBuV) | C.F (dB) | Measurement (dBuV/m) | Margin (dB) | Limit (dBuV/m) | Height (cm) | Angle (deg) | Remark (QP/PK/AV) |
|----|-----------------|----------------|----------|----------------------|-------------|----------------|-------------|-------------|-------------------|
| 1  | 5695.66         | 91.55          | 4.91     | 96.46                | 42.46       | 54             | 150         | 155         | Average           |
| 2  | * 5725          | 39.2           | 5.03     | 44.23                | -9.77       | 54             | 150         | 155         | Average           |
| 3  | 5732.255        | 38.27          | 5.07     | 43.34                | -10.66      | 54             | 150         | 155         | Average           |

Note :

1. " \* " means the worst value in this measurement data °
2. C.F ( Correction Factor ) = Antenna Factor (dB)+ Cable Loss (dB) – Preamplifier(dB) °
3. Measurement (dBuV/m) = Reading(dBuV) + C.F ( Correction Factor ) °

|           |                         |                  |              |
|-----------|-------------------------|------------------|--------------|
| EUT       | Wifi/BT Module          | Test Date        | 2019/1/18    |
| Factor    | BBHA 9120D (1GHz~18GHz) | Temp. / Humidity | 21°C / 57%   |
| Polarity  | Horizontal              | Site / Engineer  | AC1 / Fran   |
| Test Mode | MODE2-CH149_Ant A+B     | Test Voltage     | AC 120V/60Hz |

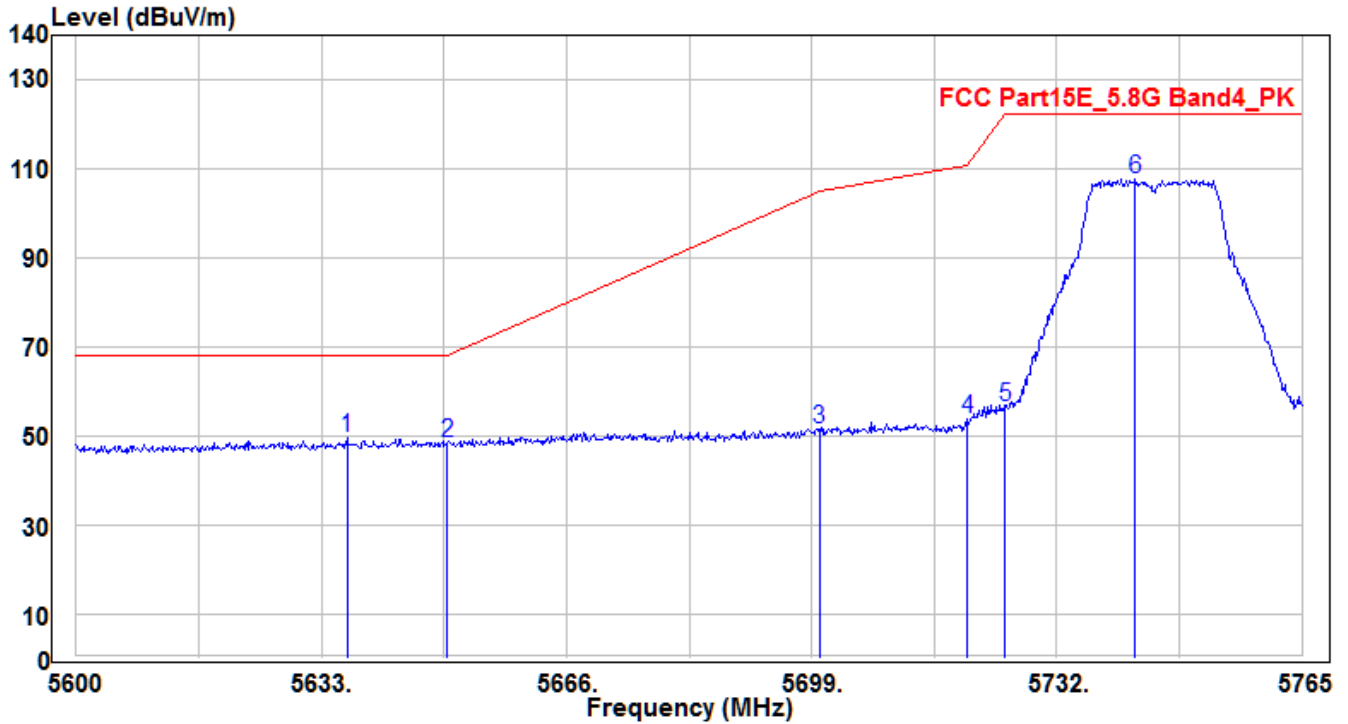


| No | Frequency (MHz) | Reading (dBuV) | C.F (dB) | Measurement (dBuV/m) | Margin (dB) | Limit (dBuV/m) | Height (cm) | Angle (deg) | Remark (QP/PK/AV) |
|----|-----------------|----------------|----------|----------------------|-------------|----------------|-------------|-------------|-------------------|
| 1  | * 5637.455      | 42.29          | 4.7      | 46.99                | -21.21      | 68.2           | 150         | 170         | Peak              |
| 2  | 5650            | 41.55          | 4.75     | 46.3                 | -21.9       | 68.2           | 150         | 170         | Peak              |
| 3  | 5700            | 41.82          | 4.94     | 46.76                | -58.44      | 105.2          | 150         | 170         | Peak              |
| 4  | 5720            | 41.99          | 5.01     | 47                   | -63.8       | 110.8          | 150         | 170         | Peak              |
| 5  | 5725            | 42.72          | 5.03     | 47.75                | -74.45      | 122.2          | 150         | 170         | Peak              |
| 6  | 5750.975        | 91.21          | 5.13     | 96.34                | -25.86      | 122.2          | 150         | 170         | Peak              |

Note :

1. " \* " means the worst value in this measurement data °
2. C.F ( Correction Factor ) = Antenna Factor (dB)+ Cable Loss (dB) – Preamplifier(dB) °
3. Measurement (dBuV/m) = Reading(dBuV) + C.F ( Correction Factor ) °

|           |                         |                  |              |
|-----------|-------------------------|------------------|--------------|
| EUT       | Wifi/BT Module          | Test Date        | 2019/1/18    |
| Factor    | BBHA 9120D (1GHz~18GHz) | Temp. / Humidity | 21°C / 57%   |
| Polarity  | Vertical                | Site / Engineer  | AC1 / Fran   |
| Test Mode | MODE2-CH149_Ant A+B     | Test Voltage     | AC 120V/60Hz |

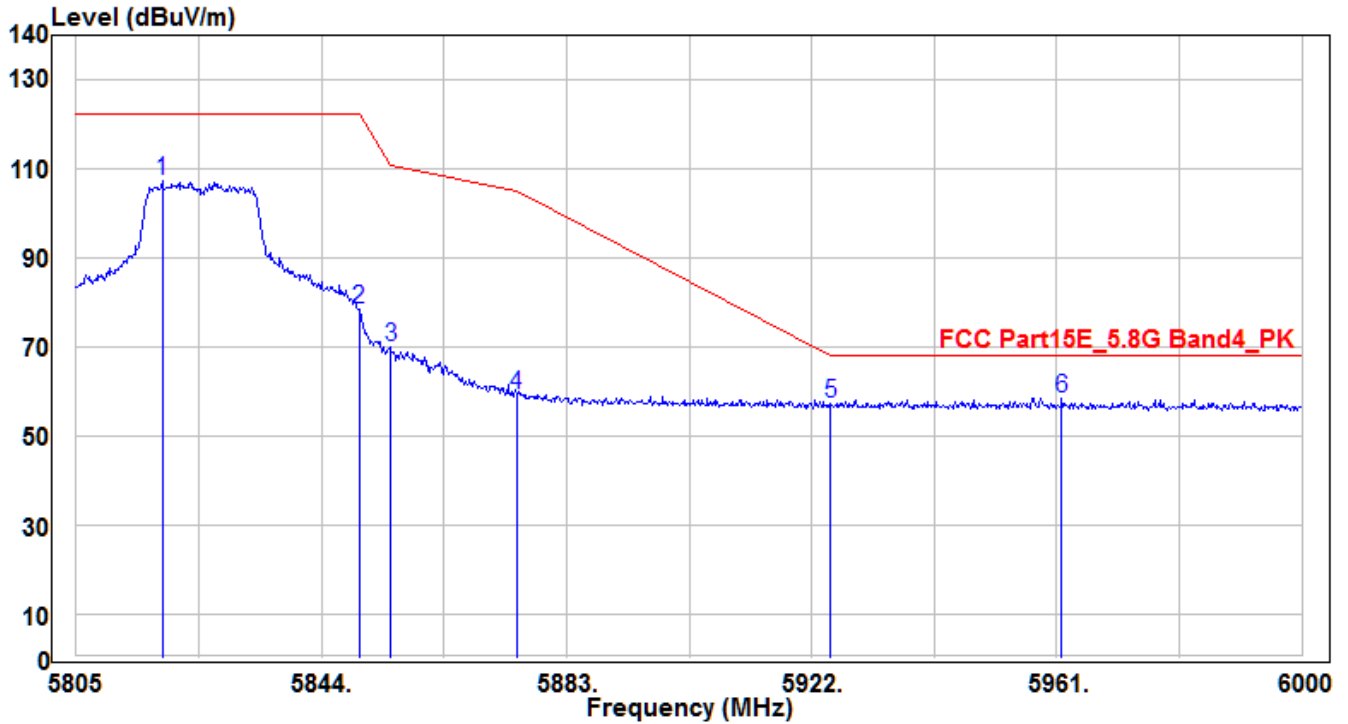


| No | Frequency (MHz) | Reading (dBuV) | C.F (dB) | Measurement (dBuV/m) | Margin (dB) | Limit (dBuV/m) | Height (cm) | Angle (deg) | Remark (QP/PK/AV) |
|----|-----------------|----------------|----------|----------------------|-------------|----------------|-------------|-------------|-------------------|
| 1  | * 5636.465      | 44.97          | 4.69     | 49.66                | -18.54      | 68.2           | 150         | 150         | Peak              |
| 2  | 5650            | 43.77          | 4.75     | 48.52                | -19.68      | 68.2           | 150         | 150         | Peak              |
| 3  | 5700            | 46.68          | 4.94     | 51.62                | -53.58      | 105.2          | 150         | 150         | Peak              |
| 4  | 5720            | 48.67          | 5.01     | 53.68                | -57.12      | 110.8          | 150         | 150         | Peak              |
| 5  | 5725            | 51.38          | 5.03     | 56.41                | -65.79      | 122.2          | 150         | 150         | Peak              |
| 6  | 5742.56         | 102.62         | 5.1      | 107.72               | -14.48      | 122.2          | 150         | 150         | Peak              |

Note :

1. " \* " means the worst value in this measurement data °
2. C.F ( Correction Factor ) = Antenna Factor (dB)+ Cable Loss (dB) – Preamplifier(dB) °
3. Measurement (dBuV/m) = Reading(dBuV) + C.F ( Correction Factor ) °

|           |                         |                  |              |
|-----------|-------------------------|------------------|--------------|
| EUT       | Wifi/BT Module          | Test Date        | 2019/1/18    |
| Factor    | BBHA 9120D (1GHz~18GHz) | Temp. / Humidity | 21°C / 57%   |
| Polarity  | Horizontal              | Site / Engineer  | AC1 / Fran   |
| Test Mode | MODE2-CH165_Ant A+B     | Test Voltage     | AC 120V/60Hz |



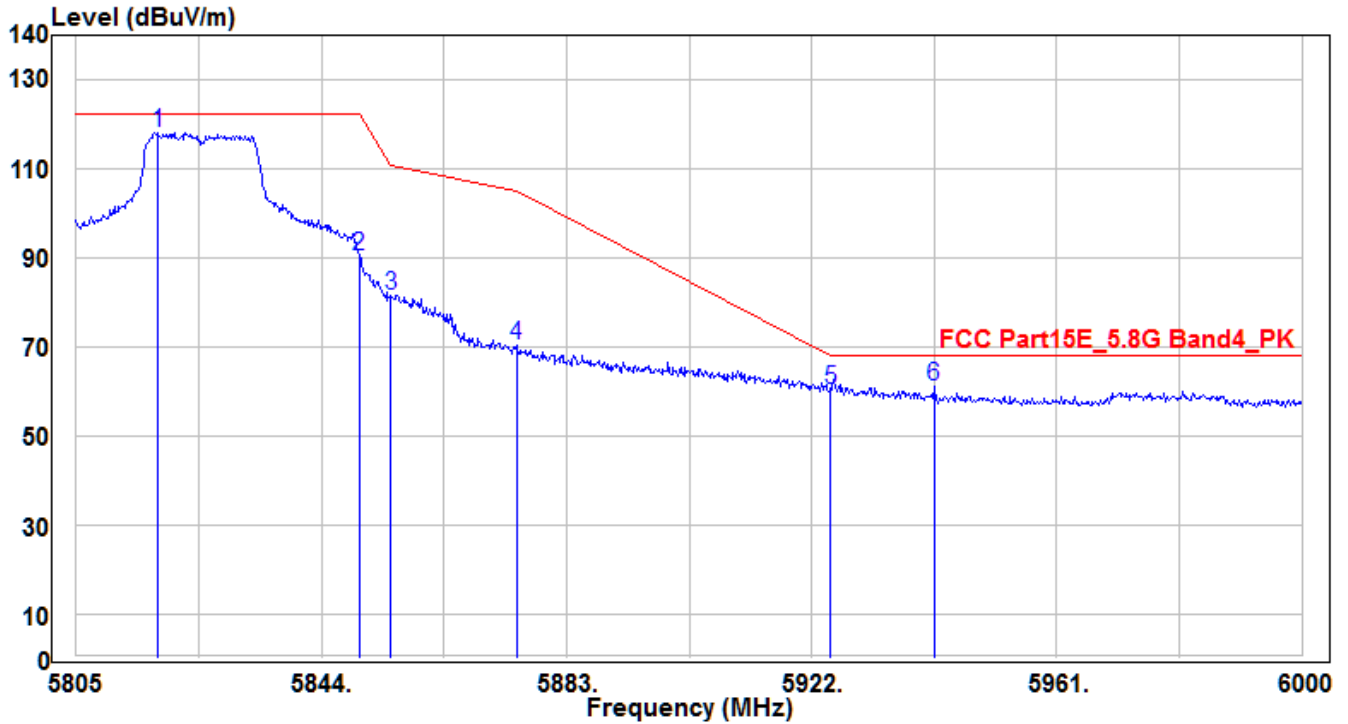
| No | Frequency (MHz) | Reading (dBuV) | C.F (dB) | Measurement (dBuV/m) | Margin (dB) | Limit (dBuV/m) | Height (cm) | Angle (deg) | Remark (QP/PK/AV) |
|----|-----------------|----------------|----------|----------------------|-------------|----------------|-------------|-------------|-------------------|
| 1  | 5818.65         | 101.78         | 5.39     | 107.17               | -15.03      | 122.2          | 100         | 180         | Peak              |
| 2  | 5850            | 72.86          | 5.51     | 78.37                | -43.83      | 122.2          | 100         | 180         | Peak              |
| 3  | 5855            | 64.38          | 5.54     | 69.92                | -40.88      | 110.8          | 100         | 180         | Peak              |
| 4  | 5875            | 53.61          | 5.62     | 59.23                | -45.97      | 105.2          | 100         | 180         | Peak              |
| 5  | 5925            | 51.39          | 5.8      | 57.19                | -11.01      | 68.2           | 100         | 180         | Peak              |
| 6  | * 5961.78       | 52.69          | 5.94     | 58.63                | -9.57       | 68.2           | 100         | 180         | Peak              |

Note :

1. " \* " means the worst value in this measurement data °
2. C.F ( Correction Factor ) = Antenna Factor (dB)+ Cable Loss (dB) – Preamplifier(dB) °
3. Measurement (dBuV/m) = Reading(dBuV) + C.F ( Correction Factor ) °



|           |                         |                  |              |
|-----------|-------------------------|------------------|--------------|
| EUT       | Wifi/BT Module          | Test Date        | 2019/1/18    |
| Factor    | BBHA 9120D (1GHz~18GHz) | Temp. / Humidity | 21°C / 57%   |
| Polarity  | Vertical                | Site / Engineer  | AC1 / Fran   |
| Test Mode | MODE2-CH165_Ant A+B     | Test Voltage     | AC 120V/60Hz |

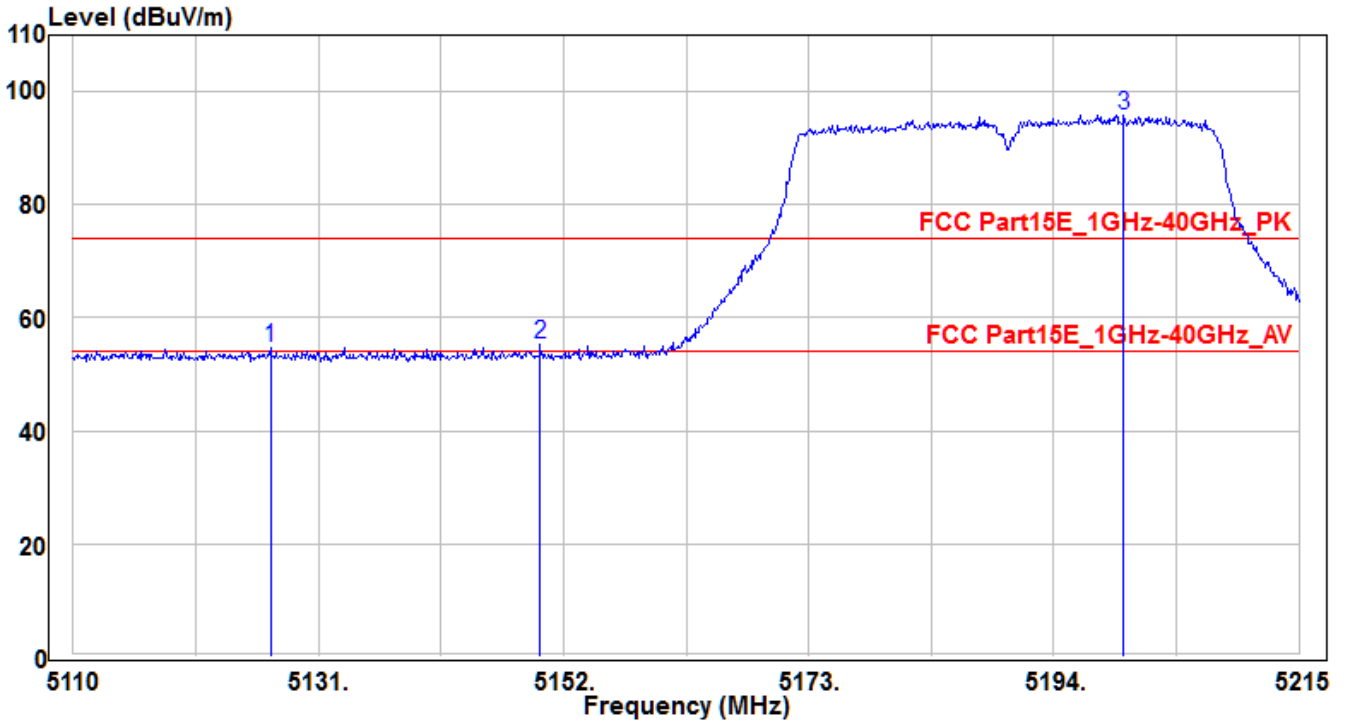


| No | Frequency (MHz) | Reading (dBuV) | C.F (dB) | Measurement (dBuV/m) | Margin (dB) | Limit (dBuV/m) | Height (cm) | Angle (deg) | Remark (QP/PK/AV) |
|----|-----------------|----------------|----------|----------------------|-------------|----------------|-------------|-------------|-------------------|
| 1  | 5818.065        | 112.74         | 5.39     | 118.13               | -4.07       | 122.2          | 170         | 150         | Peak              |
| 2  | 5850            | 84.95          | 5.51     | 90.46                | -31.74      | 122.2          | 170         | 150         | Peak              |
| 3  | 5855            | 76.14          | 5.54     | 81.68                | -29.12      | 110.8          | 170         | 150         | Peak              |
| 4  | 5875            | 64.74          | 5.62     | 70.36                | -34.84      | 105.2          | 170         | 150         | Peak              |
| 5  | 5925            | 54.53          | 5.8      | 60.33                | -7.87       | 68.2           | 170         | 150         | Peak              |
| 6  | * 5941.5        | 55.42          | 5.86     | 61.28                | -6.92       | 68.2           | 170         | 150         | Peak              |

Note :

- "\*" means the worst value in this measurement data °
- C.F ( Correction Factor ) = Antenna Factor (dB)+ Cable Loss (dB) – Preamplifier(dB) °
- Measurement (dBuV/m) = Reading(dBuV) + C.F ( Correction Factor ) °

|           |                         |                  |              |
|-----------|-------------------------|------------------|--------------|
| EUT       | Wifi/BT Module          | Test Date        | 2019/1/18    |
| Factor    | BBHA 9120D (1GHz~18GHz) | Temp. / Humidity | 21°C / 57%   |
| Polarity  | Horizontal              | Site / Engineer  | AC1 / Fran   |
| Test Mode | MODE3-CH38_Ant A+B      | Test Voltage     | AC 120V/60Hz |

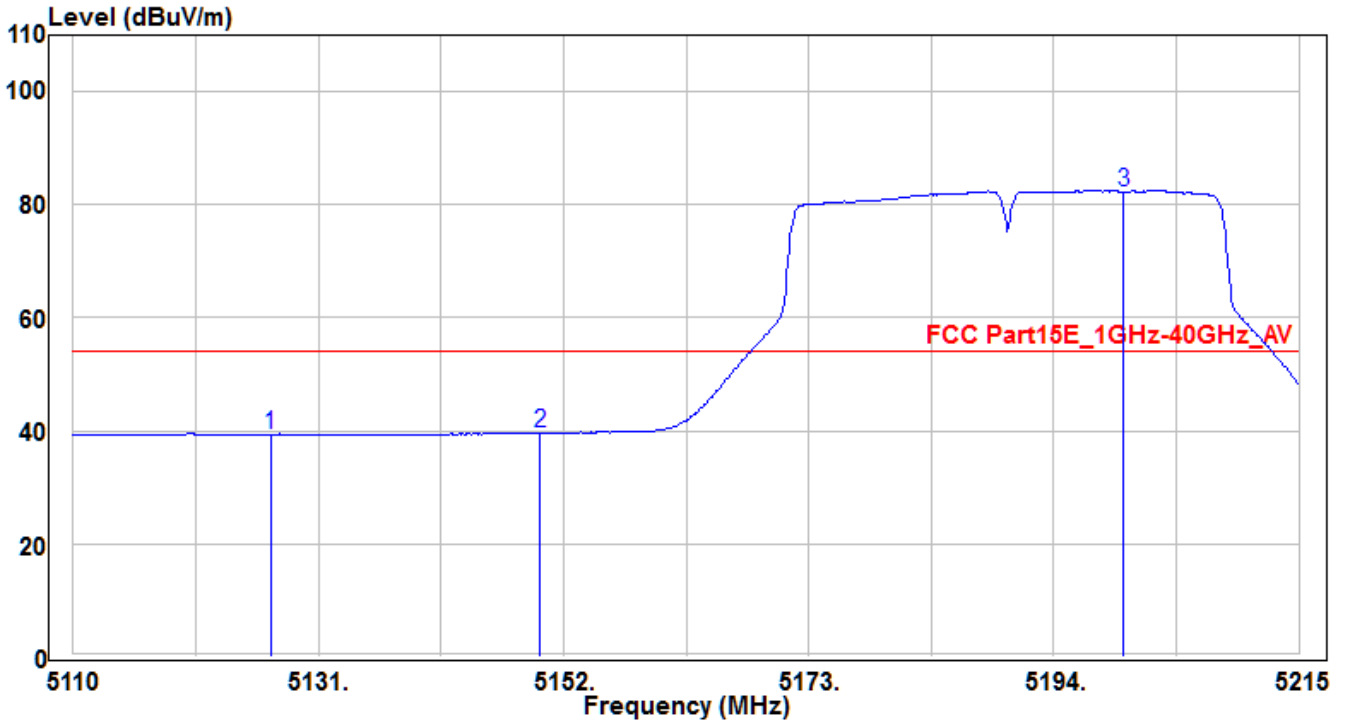


| No | Frequency (MHz) | Reading (dBuV) | C.F (dB) | Measurement (dBuV/m) | Margin (dB) | Limit (dBuV/m) | Height (cm) | Angle (deg) | Remark (QP/PK/AV) |
|----|-----------------|----------------|----------|----------------------|-------------|----------------|-------------|-------------|-------------------|
| 1  | 5126.905        | 50.97          | 3.86     | 54.83                | -19.17      | 74             | 150         | 240         | Peak              |
| 2  | * 5150          | 51.29          | 3.88     | 55.17                | -18.83      | 74             | 150         | 240         | Peak              |
| 3  | 5199.985        | 92.02          | 3.92     | 95.94                | 21.94       | 74             | 150         | 240         | Peak              |

Note :

- " \* " means the worst value in this measurement data ◦
- C.F ( Correction Factor ) = Antenna Factor (dB)+ Cable Loss (dB) – Preamplifier(dB) ◦
- Measurement (dBuV/m) = Reading(dBuV) + C.F ( Correction Factor ) ◦

|           |                         |                  |              |
|-----------|-------------------------|------------------|--------------|
| EUT       | Wifi/BT Module          | Test Date        | 2019/1/18    |
| Factor    | BBHA 9120D (1GHz~18GHz) | Temp. / Humidity | 21°C / 57%   |
| Polarity  | Horizontal              | Site / Engineer  | AC1 / Fran   |
| Test Mode | MODE3-CH38_Ant A+B      | Test Voltage     | AC 120V/60Hz |

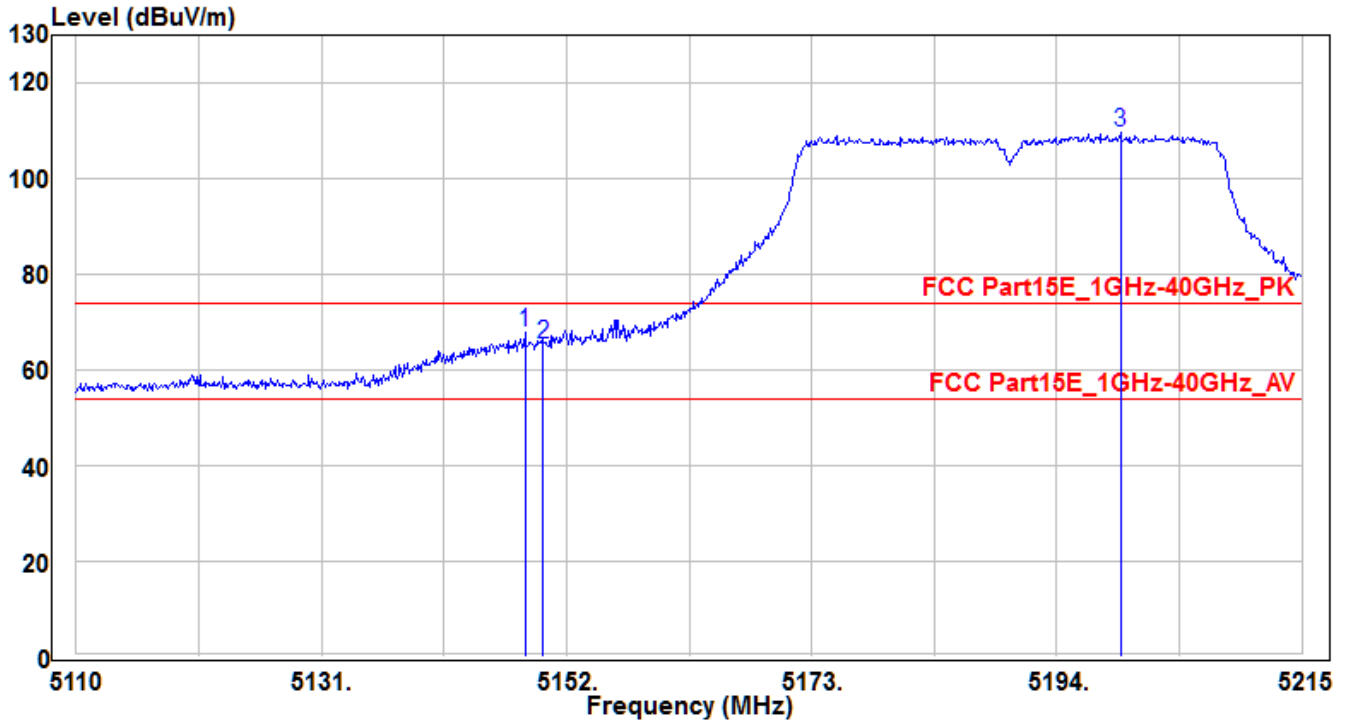


| No | Frequency (MHz) | Reading (dBuV) | C.F (dB) | Measurement (dBuV/m) | Margin (dB) | Limit (dBuV/m) | Height (cm) | Angle (deg) | Remark (QP/PK/AV) |
|----|-----------------|----------------|----------|----------------------|-------------|----------------|-------------|-------------|-------------------|
| 1  | 5126.905        | 35.58          | 3.86     | 39.44                | -14.56      | 54             | 150         | 240         | Average           |
| 2  | * 5150          | 35.7           | 3.88     | 39.58                | -14.42      | 54             | 150         | 240         | Average           |
| 3  | 5199.985        | 78.29          | 3.92     | 82.21                | 28.21       | 54             | 150         | 240         | Average           |

Note :

1. " \* " means the worst value in this measurement data ◦
2. C.F ( Correction Factor ) = Antenna Factor (dB)+ Cable Loss (dB) – Preamplifier(dB) ◦
3. Measurement (dBuV/m) = Reading(dBuV) + C.F ( Correction Factor ) ◦

|           |                         |                  |              |
|-----------|-------------------------|------------------|--------------|
| EUT       | Wifi/BT Module          | Test Date        | 2019/1/18    |
| Factor    | BBHA 9120D (1GHz~18GHz) | Temp. / Humidity | 21°C / 57%   |
| Polarity  | Vertical                | Site / Engineer  | AC1 / Fran   |
| Test Mode | MODE3-CH38_Ant A+B      | Test Voltage     | AC 120V/60Hz |

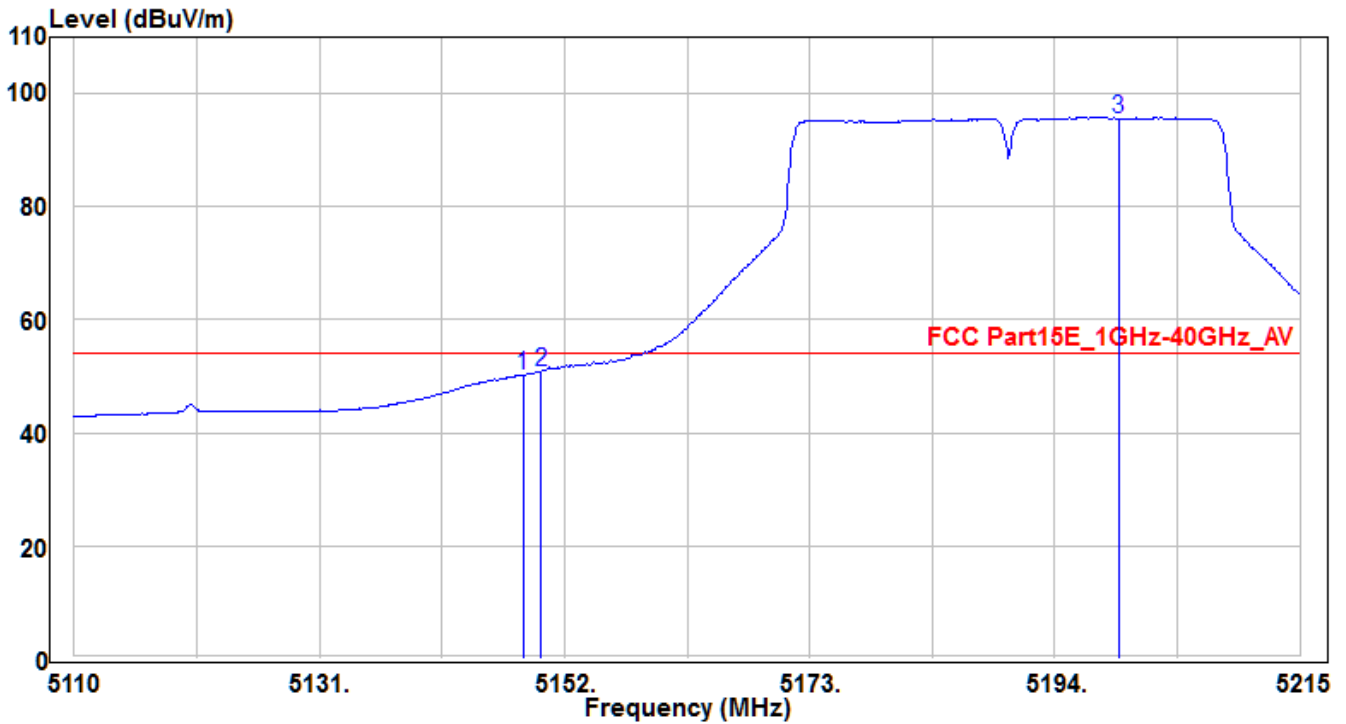


| No | Frequency (MHz) | Reading (dBuV) | C.F (dB) | Measurement (dBuV/m) | Margin (dB) | Limit (dBuV/m) | Height (cm) | Angle (deg) | Remark (QP/PK/AV) |      |
|----|-----------------|----------------|----------|----------------------|-------------|----------------|-------------|-------------|-------------------|------|
| 1  | *               | 5148.43        | 63.87    | 3.87                 | 67.74       | -6.26          | 74          | 100         | 45                | Peak |
| 2  |                 | 5150           | 61.67    | 3.88                 | 65.55       | -8.45          | 74          | 100         | 45                | Peak |
| 3  |                 | 5199.46        | 105.68   | 3.92                 | 109.6       | 35.6           | 74          | 100         | 45                | Peak |

Note :

1. " \* " means the worst value in this measurement data °
2. C.F ( Correction Factor ) = Antenna Factor (dB)+ Cable Loss (dB) – Preamplifier(dB) °
3. Measurement (dBuV/m) = Reading(dBuV) + C.F ( Correction Factor ) °

|           |                         |                  |              |
|-----------|-------------------------|------------------|--------------|
| EUT       | Wifi/BT Module          | Test Date        | 2019/1/18    |
| Factor    | BBHA 9120D (1GHz~18GHz) | Temp. / Humidity | 21°C / 57%   |
| Polarity  | Vertical                | Site / Engineer  | AC1 / Fran   |
| Test Mode | MODE3-CH38_Ant A+B      | Test Voltage     | AC 120V/60Hz |

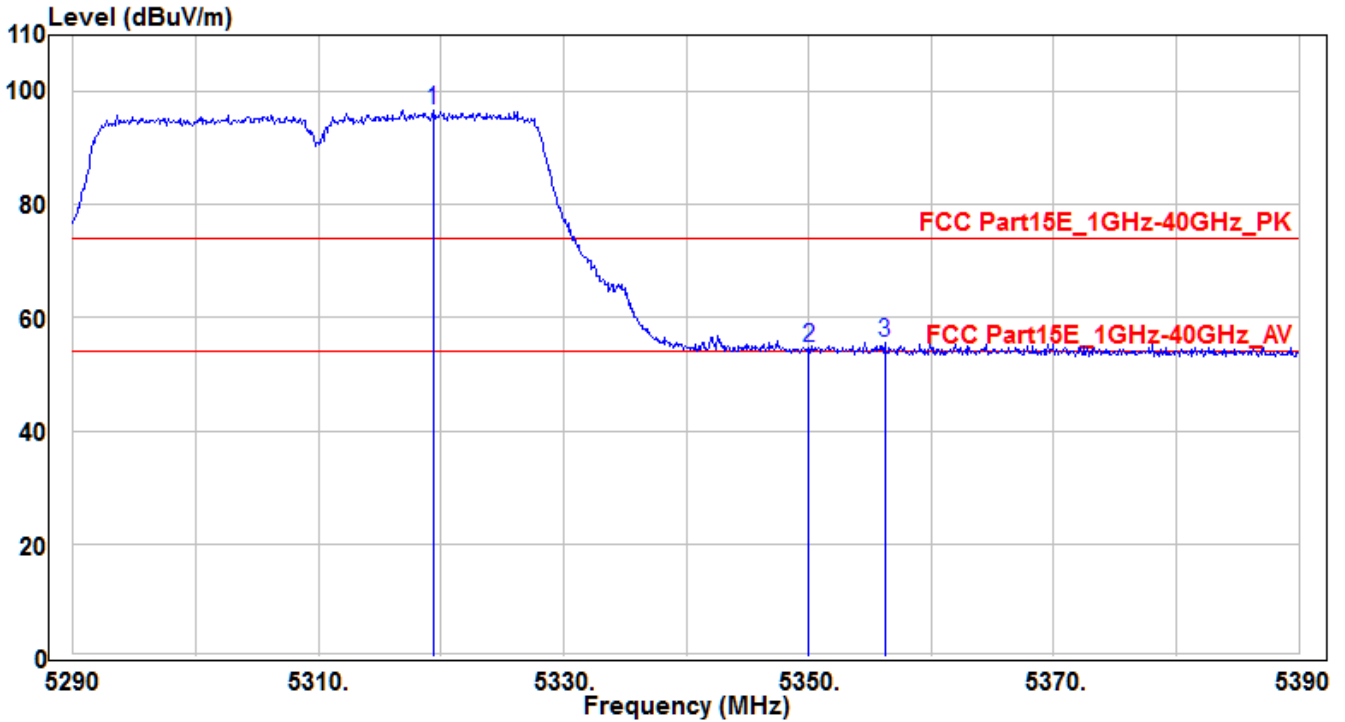


| No | Frequency (MHz) | Reading (dBuV) | C.F (dB) | Measurement (dBuV/m) | Margin (dB) | Limit (dBuV/m) | Height (cm) | Angle (deg) | Remark (QP/PK/AV) |
|----|-----------------|----------------|----------|----------------------|-------------|----------------|-------------|-------------|-------------------|
| 1  | 5148.43         | 46.38          | 3.87     | 50.25                | -3.75       | 54             | 100         | 45          | Average           |
| 2  | * 5150          | 47.01          | 3.88     | 50.89                | -3.11       | 54             | 100         | 45          | Average           |
| 3  | 5199.46         | 91.63          | 3.92     | 95.55                | 41.55       | 54             | 100         | 45          | Average           |

Note :

1. " \* " means the worst value in this measurement data ◦
2. C.F ( Correction Factor ) = Antenna Factor (dB)+ Cable Loss (dB) – Preamplifier(dB) ◦
3. Measurement (dBuV/m) = Reading(dBuV) + C.F ( Correction Factor ) ◦

|           |                         |                  |              |
|-----------|-------------------------|------------------|--------------|
| EUT       | Wifi/BT Module          | Test Date        | 2019/1/18    |
| Factor    | BBHA 9120D (1GHz~18GHz) | Temp. / Humidity | 21°C / 57%   |
| Polarity  | Horizontal              | Site / Engineer  | AC1 / Fran   |
| Test Mode | MODE3-CH62_Ant A+B      | Test Voltage     | AC 120V/60Hz |

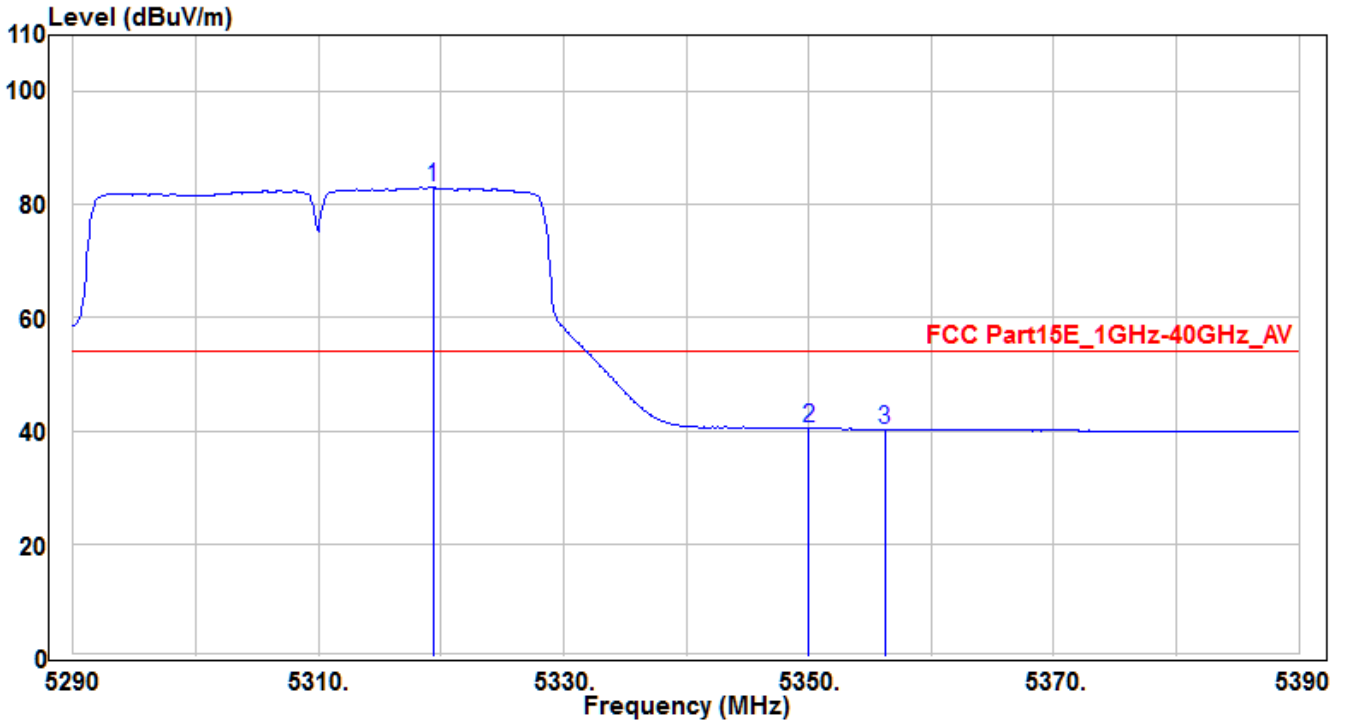


| No | Frequency (MHz) | Reading (dBuV) | C.F (dB) | Measurement (dBuV/m) | Margin (dB) | Limit (dBuV/m) | Height (cm) | Angle (deg) | Remark (QP/PK/AV) |
|----|-----------------|----------------|----------|----------------------|-------------|----------------|-------------|-------------|-------------------|
| 1  | 5319.4          | 92.81          | 4.02     | 96.83                | 22.83       | 74             | 150         | 180         | Peak              |
| 2  | 5350            | 50.64          | 4.04     | 54.68                | -19.32      | 74             | 150         | 180         | Peak              |
| 3  | * 5356.2        | 51.67          | 4.05     | 55.72                | -18.28      | 74             | 150         | 180         | Peak              |

Note :

- "\*" means the worst value in this measurement data °
- C.F ( Correction Factor ) = Antenna Factor (dB)+ Cable Loss (dB) – Preamplifier(dB) °
- Measurement (dBuV/m) = Reading(dBuV) + C.F ( Correction Factor ) °

|           |                         |                  |              |
|-----------|-------------------------|------------------|--------------|
| EUT       | Wifi/BT Module          | Test Date        | 2019/1/18    |
| Factor    | BBHA 9120D (1GHz~18GHz) | Temp. / Humidity | 21°C / 57%   |
| Polarity  | Horizontal              | Site / Engineer  | AC1 / Fran   |
| Test Mode | MODE3-CH62_Ant A+B      | Test Voltage     | AC 120V/60Hz |

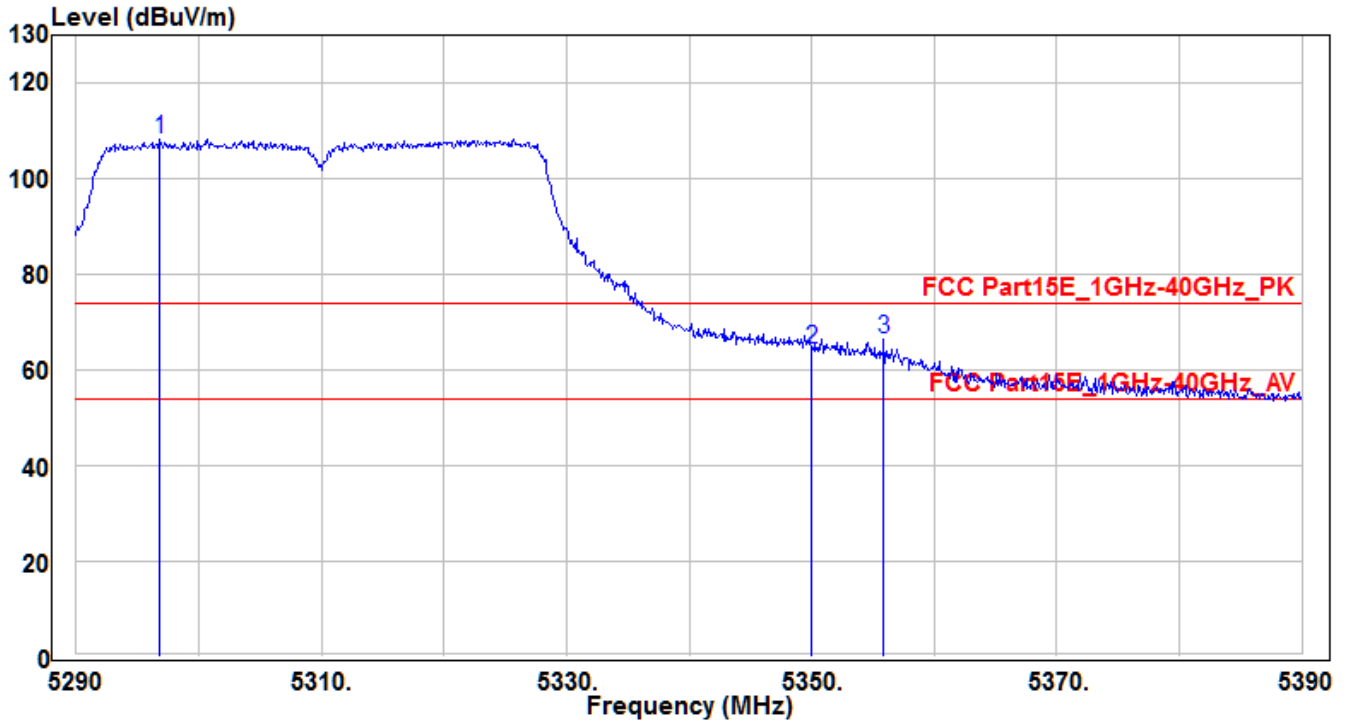


| No | Frequency (MHz) | Reading (dBuV) | C.F (dB) | Measurement (dBuV/m) | Margin (dB) | Limit (dBuV/m) | Height (cm) | Angle (deg) | Remark (QP/PK/AV) |
|----|-----------------|----------------|----------|----------------------|-------------|----------------|-------------|-------------|-------------------|
| 1  | 5319.4          | 79.03          | 4.02     | 83.05                | 29.05       | 54             | 150         | 180         | Average           |
| 2  | * 5350          | 36.48          | 4.04     | 40.52                | -13.48      | 54             | 150         | 180         | Average           |
| 3  | 5356.2          | 36.22          | 4.05     | 40.27                | -13.73      | 54             | 150         | 180         | Average           |

Note :

1. " \* " means the worst value in this measurement data °
2. C.F ( Correction Factor ) = Antenna Factor (dB)+ Cable Loss (dB) – Preamplifier(dB) °
3. Measurement (dBuV/m) = Reading(dBuV) + C.F ( Correction Factor ) °

|           |                         |                  |              |
|-----------|-------------------------|------------------|--------------|
| EUT       | Wifi/BT Module          | Test Date        | 2019/1/18    |
| Factor    | BBHA 9120D (1GHz~18GHz) | Temp. / Humidity | 21°C / 57%   |
| Polarity  | Vertical                | Site / Engineer  | AC1 / Fran   |
| Test Mode | MODE3-CH62_Ant A+B      | Test Voltage     | AC 120V/60Hz |



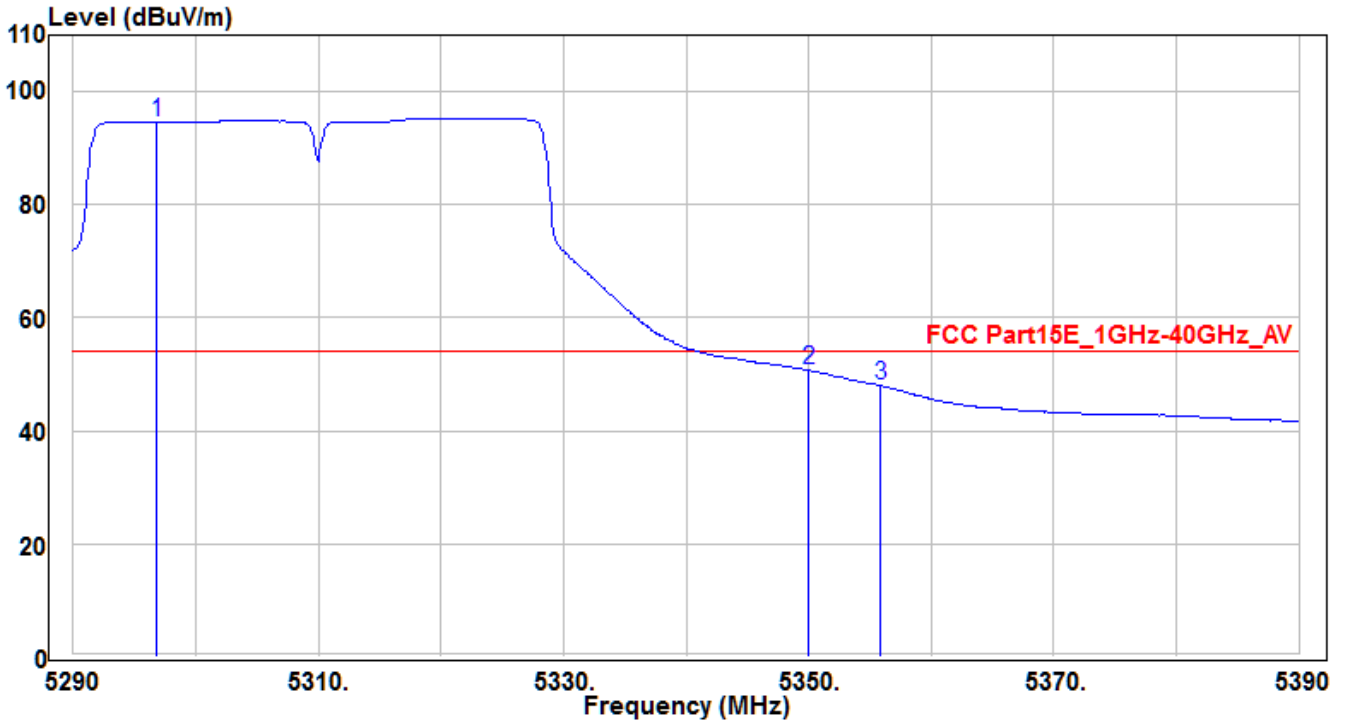
| No | Frequency (MHz) | Reading (dBuV) | C.F (dB) | Measurement (dBuV/m) | Margin (dB) | Limit (dBuV/m) | Height (cm) | Angle (deg) | Remark (QP/PK/AV) |
|----|-----------------|----------------|----------|----------------------|-------------|----------------|-------------|-------------|-------------------|
| 1  | 5296.8          | 104.18         | 4        | 108.18               | 34.18       | 74             | 100         | 150         | Peak              |
| 2  | 5350            | 60.18          | 4.04     | 64.22                | -9.78       | 74             | 100         | 150         | Peak              |
| 3  | * 5355.9        | 62.39          | 4.05     | 66.44                | -7.56       | 74             | 100         | 150         | Peak              |

Note :

1. " \* " means the worst value in this measurement data ◦
2. C.F ( Correction Factor ) = Antenna Factor (dB)+ Cable Loss (dB) – Preamplifier(dB) ◦
3. Measurement (dBuV/m) = Reading(dBuV) + C.F ( Correction Factor ) ◦



|           |                         |                  |              |
|-----------|-------------------------|------------------|--------------|
| EUT       | Wifi/BT Module          | Test Date        | 2019/1/18    |
| Factor    | BBHA 9120D (1GHz~18GHz) | Temp. / Humidity | 21°C / 57%   |
| Polarity  | Vertical                | Site / Engineer  | AC1 / Fran   |
| Test Mode | MODE3-CH62_Ant A+B      | Test Voltage     | AC 120V/60Hz |

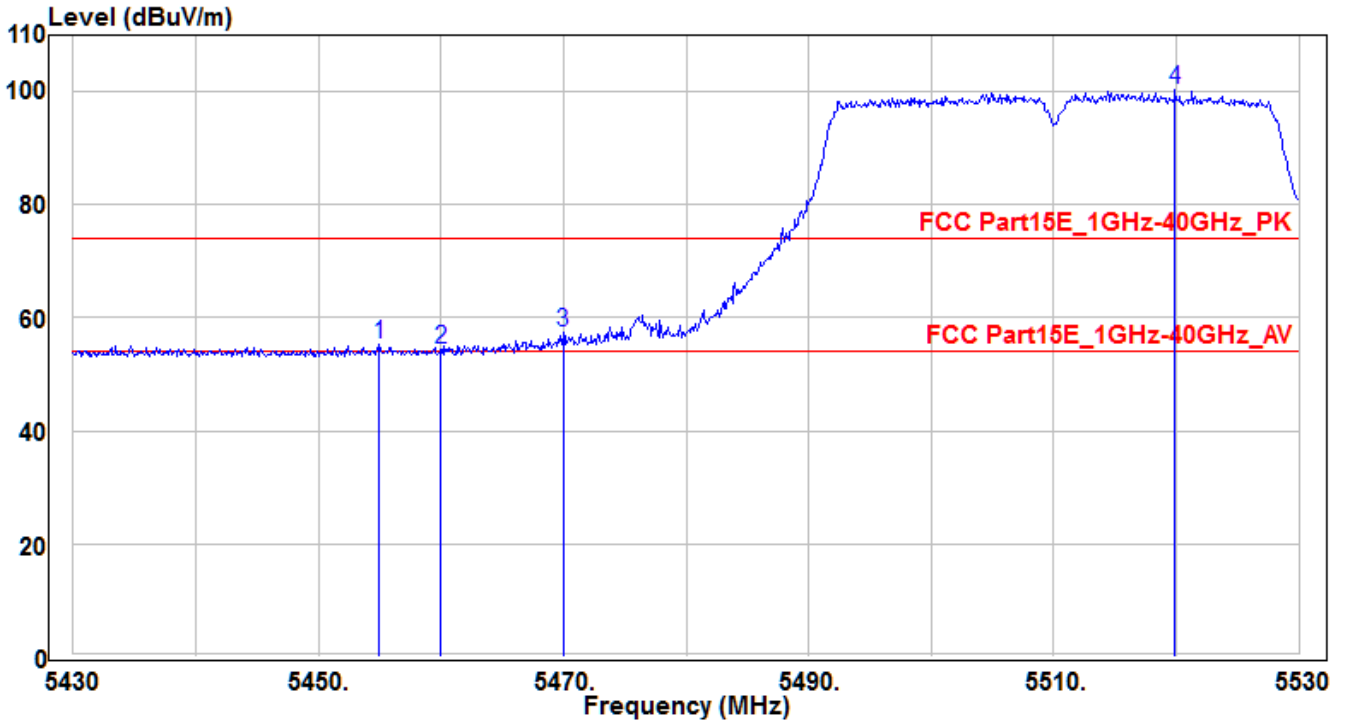


| No | Frequency (MHz) | Reading (dBuV) | C.F (dB) | Measurement (dBuV/m) | Margin (dB) | Limit (dBuV/m) | Height (cm) | Angle (deg) | Remark (QP/PK/AV) |
|----|-----------------|----------------|----------|----------------------|-------------|----------------|-------------|-------------|-------------------|
| 1  | 5296.8          | 90.58          | 4        | 94.58                | 40.58       | 54             | 100         | 150         | Average           |
| 2  | * 5350          | 46.62          | 4.04     | 50.66                | -3.34       | 54             | 100         | 150         | Average           |
| 3  | 5355.9          | 43.96          | 4.05     | 48.01                | -5.99       | 54             | 100         | 150         | Average           |

Note :

- " \* " means the worst value in this measurement data ◦
- C.F ( Correction Factor ) = Antenna Factor (dB)+ Cable Loss (dB) – Preamplifier(dB) ◦
- Measurement (dBuV/m) = Reading(dBuV) + C.F ( Correction Factor ) ◦

|           |                         |                  |              |
|-----------|-------------------------|------------------|--------------|
| EUT       | Wifi/BT Module          | Test Date        | 2019/1/18    |
| Factor    | BBHA 9120D (1GHz~18GHz) | Temp. / Humidity | 21°C / 57%   |
| Polarity  | Horizontal              | Site / Engineer  | AC1 / Fran   |
| Test Mode | MODE3-CH102_Ant A+B     | Test Voltage     | AC 120V/60Hz |

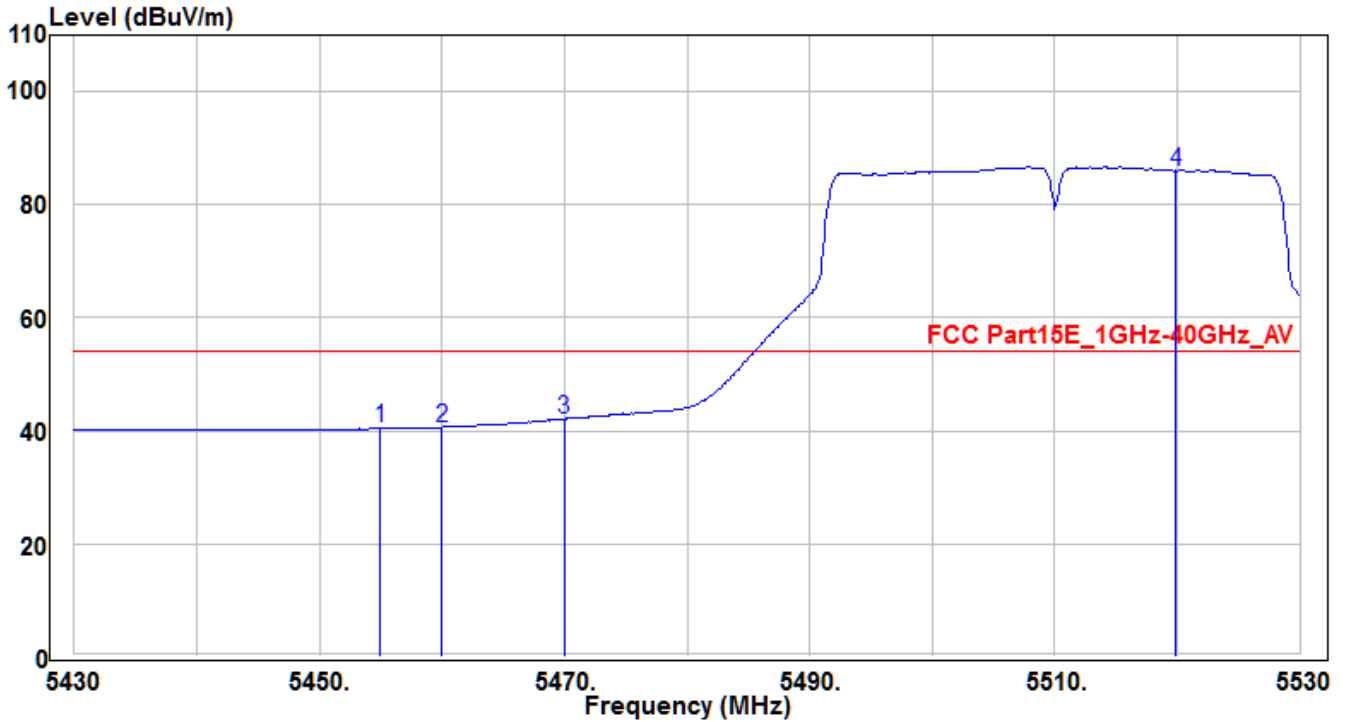


| No | Frequency (MHz) | Reading (dBuV) | C.F (dB) | Measurement (dBuV/m) | Margin (dB) | Limit (dBuV/m) | Height (cm) | Angle (deg) | Remark (QP/PK/AV) |
|----|-----------------|----------------|----------|----------------------|-------------|----------------|-------------|-------------|-------------------|
| 1  | 5455            | 51.05          | 4.13     | 55.18                | -18.82      | 74             | 190         | 250         | Peak              |
| 2  | 5460            | 50.13          | 4.14     | 54.27                | -19.73      | 74             | 190         | 250         | Peak              |
| 3  | * 5470          | 53.33          | 4.14     | 57.47                | -16.53      | 74             | 190         | 250         | Peak              |
| 4  | 5519.9          | 96.03          | 4.25     | 100.28               | 26.28       | 74             | 190         | 250         | Peak              |

Note :

- " \* " means the worst value in this measurement data °
- C.F ( Correction Factor ) = Antenna Factor (dB)+ Cable Loss (dB) – Preamplifier(dB) °
- Measurement (dBuV/m) = Reading(dBuV) + C.F ( Correction Factor ) °

|           |                         |                  |              |
|-----------|-------------------------|------------------|--------------|
| EUT       | Wifi/BT Module          | Test Date        | 2019/1/18    |
| Factor    | BBHA 9120D (1GHz~18GHz) | Temp. / Humidity | 21°C / 57%   |
| Polarity  | Horizontal              | Site / Engineer  | AC1 / Fran   |
| Test Mode | MODE3-CH102_Ant A+B     | Test Voltage     | AC 120V/60Hz |

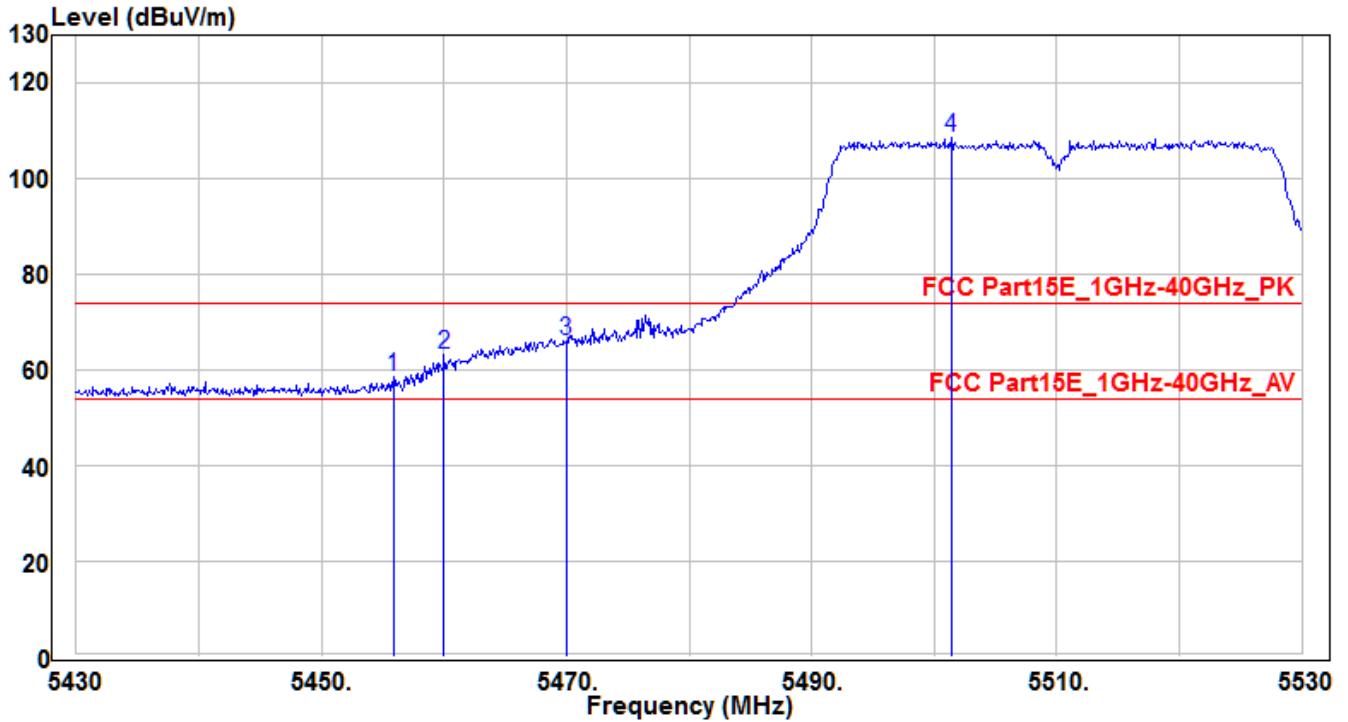


| No | Frequency (MHz) | Reading (dBuV) | C.F (dB) | Measurement (dBuV/m) | Margin (dB) | Limit (dBuV/m) | Height (cm) | Angle (deg) | Remark (QP/PK/AV) |
|----|-----------------|----------------|----------|----------------------|-------------|----------------|-------------|-------------|-------------------|
| 1  | 5455            | 36.26          | 4.13     | 40.39                | -13.61      | 54             | 190         | 250         | Average           |
| 2  | 5460            | 36.52          | 4.14     | 40.66                | -13.34      | 54             | 190         | 250         | Average           |
| 3  | * 5470          | 38             | 4.14     | 42.14                | -11.86      | 54             | 190         | 250         | Average           |
| 4  | 5519.9          | 81.72          | 4.25     | 85.97                | 31.97       | 54             | 190         | 250         | Average           |

Note :

- "\*" means the worst value in this measurement data °
- C.F ( Correction Factor ) = Antenna Factor (dB)+ Cable Loss (dB) – Preamplifier(dB) °
- Measurement (dBuV/m) = Reading(dBuV) + C.F ( Correction Factor ) °

|           |                         |                  |              |
|-----------|-------------------------|------------------|--------------|
| EUT       | Wifi/BT Module          | Test Date        | 2019/1/18    |
| Factor    | BBHA 9120D (1GHz~18GHz) | Temp. / Humidity | 21°C / 57%   |
| Polarity  | Vertical                | Site / Engineer  | AC1 / Fran   |
| Test Mode | MODE3-CH102_Ant A+B     | Test Voltage     | AC 120V/60Hz |

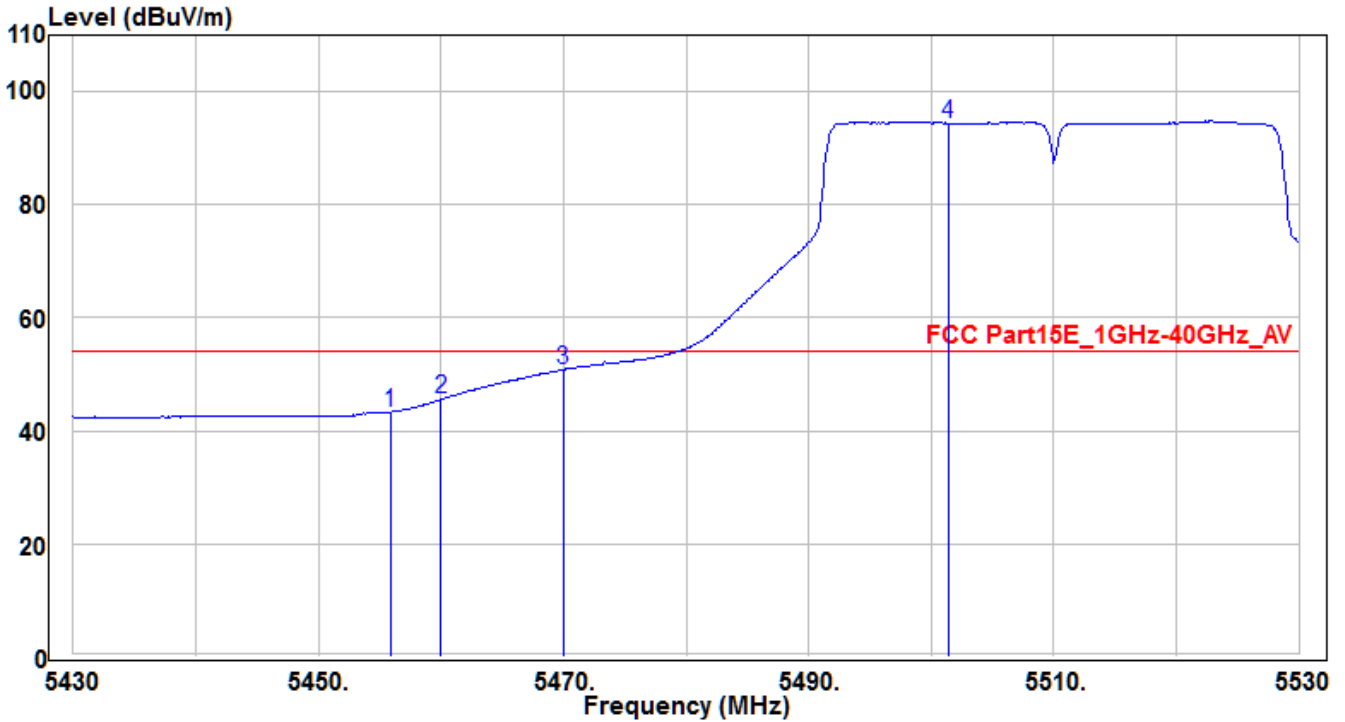


| No | Frequency (MHz) | Reading (dBuV) | C.F (dB) | Measurement (dBuV/m) | Margin (dB) | Limit (dBuV/m) | Height (cm) | Angle (deg) | Remark (QP/PK/AV) |
|----|-----------------|----------------|----------|----------------------|-------------|----------------|-------------|-------------|-------------------|
| 1  | 5455.9          | 54.29          | 4.13     | 58.42                | -15.58      | 74             | 150         | 155         | Peak              |
| 2  | 5460            | 59.1           | 4.14     | 63.24                | -10.76      | 74             | 150         | 155         | Peak              |
| 3  | * 5470          | 61.96          | 4.14     | 66.1                 | -7.9        | 74             | 150         | 155         | Peak              |
| 4  | 5501.4          | 104.42         | 4.17     | 108.59               | 34.59       | 74             | 150         | 155         | Peak              |

Note :

- "\*" means the worst value in this measurement data °
- C.F ( Correction Factor ) = Antenna Factor (dB)+ Cable Loss (dB) – Preamplifier(dB) °
- Measurement (dBuV/m) = Reading(dBuV) + C.F ( Correction Factor ) °

|           |                         |                  |              |
|-----------|-------------------------|------------------|--------------|
| EUT       | Wifi/BT Module          | Test Date        | 2019/1/18    |
| Factor    | BBHA 9120D (1GHz~18GHz) | Temp. / Humidity | 21°C / 57%   |
| Polarity  | Vertical                | Site / Engineer  | AC1 / Fran   |
| Test Mode | MODE3-CH102_Ant A+B     | Test Voltage     | AC 120V/60Hz |

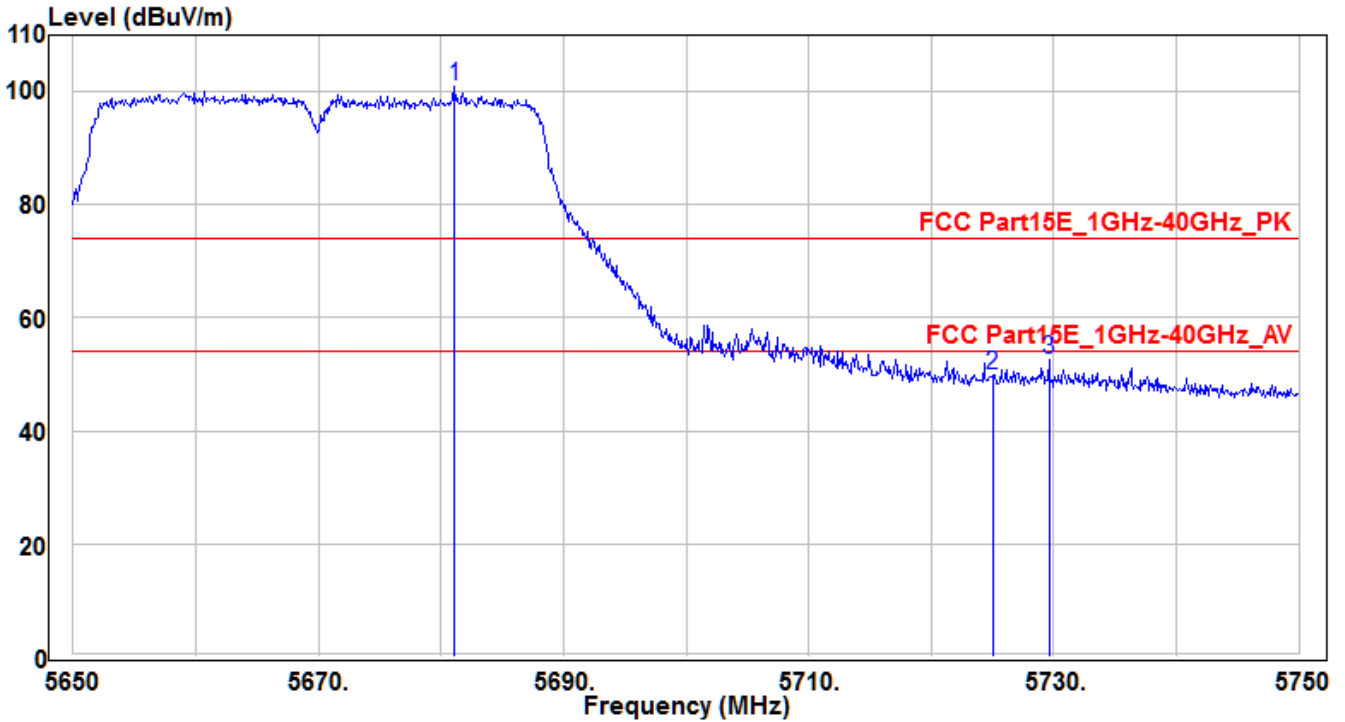


| No | Frequency (MHz) | Reading (dBuV) | C.F (dB) | Measurement (dBuV/m) | Margin (dB) | Limit (dBuV/m) | Height (cm) | Angle (deg) | Remark (QP/PK/AV) |
|----|-----------------|----------------|----------|----------------------|-------------|----------------|-------------|-------------|-------------------|
| 1  | 5455.9          | 39.22          | 4.13     | 43.35                | -10.65      | 54             | 150         | 155         | Average           |
| 2  | 5460            | 41.38          | 4.14     | 45.52                | -8.48       | 54             | 150         | 155         | Average           |
| 3  | * 5470          | 46.69          | 4.14     | 50.83                | -3.17       | 54             | 150         | 155         | Average           |
| 4  | 5501.4          | 90.24          | 4.17     | 94.41                | 40.41       | 54             | 150         | 155         | Average           |

Note :

- "\*" means the worst value in this measurement data °
- C.F ( Correction Factor ) = Antenna Factor (dB)+ Cable Loss (dB) – Preamplifier(dB) °
- Measurement (dBuV/m) = Reading(dBuV) + C.F ( Correction Factor ) °

|           |                         |                  |              |
|-----------|-------------------------|------------------|--------------|
| EUT       | Wifi/BT Module          | Test Date        | 2019/1/18    |
| Factor    | BBHA 9120D (1GHz~18GHz) | Temp. / Humidity | 21°C / 57%   |
| Polarity  | Horizontal              | Site / Engineer  | AC1 / Fran   |
| Test Mode | MODE3-CH134_Ant A+B     | Test Voltage     | AC 120V/60Hz |

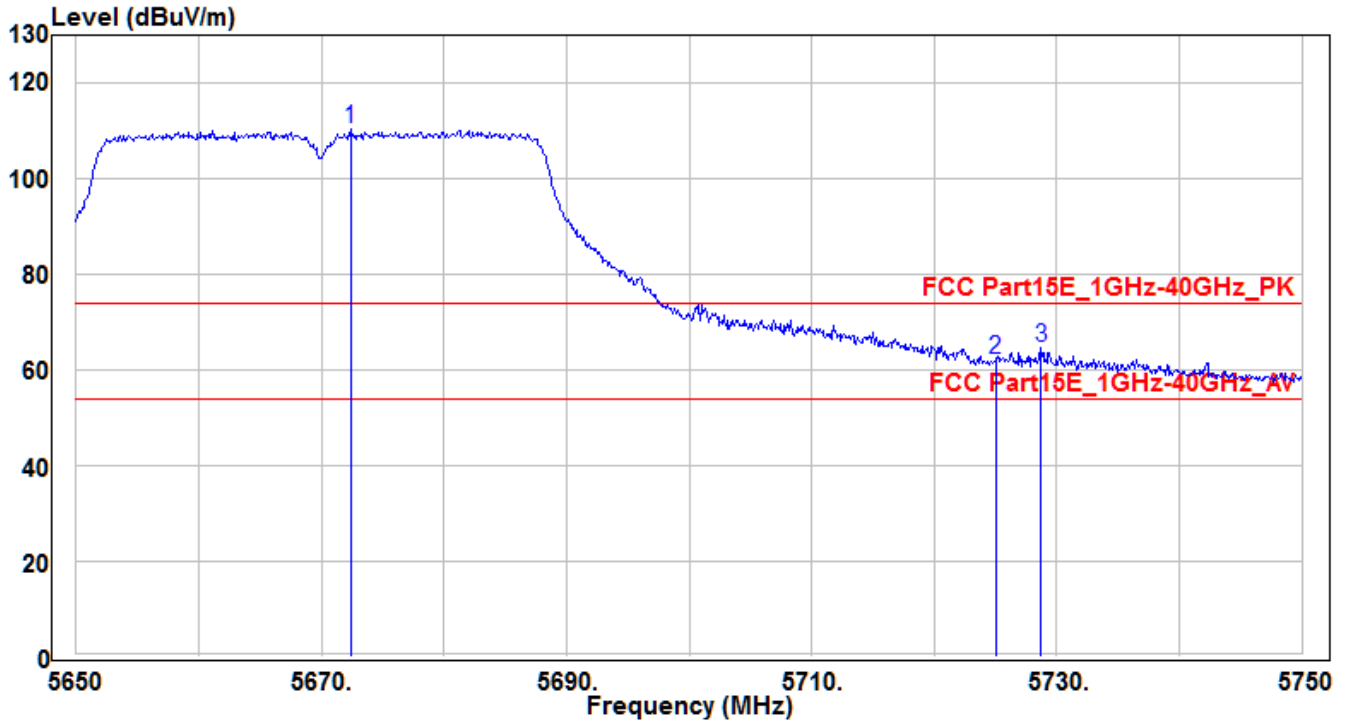


| No | Frequency (MHz) | Reading (dBuV) | C.F (dB) | Measurement (dBuV/m) | Margin (dB) | Limit (dBuV/m) | Height (cm) | Angle (deg) | Remark (QP/PK/AV) |
|----|-----------------|----------------|----------|----------------------|-------------|----------------|-------------|-------------|-------------------|
| 1  | 5681.1          | 96.11          | 4.87     | 100.98               | 26.98       | 74             | 170         | 140         | Peak              |
| 2  | 5725            | 44.83          | 5.03     | 49.86                | -24.14      | 74             | 170         | 140         | Peak              |
| 3  | * 5729.6        | 47.63          | 5.05     | 52.68                | -21.32      | 74             | 170         | 140         | Peak              |

Note :

1. " \* " means the worst value in this measurement data °
2. C.F ( Correction Factor ) = Antenna Factor (dB)+ Cable Loss (dB) – Preamplifier(dB) °
3. Measurement (dBuV/m) = Reading(dBuV) + C.F ( Correction Factor ) °

|           |                         |                  |              |
|-----------|-------------------------|------------------|--------------|
| EUT       | Wifi/BT Module          | Test Date        | 2019/1/18    |
| Factor    | BBHA 9120D (1GHz~18GHz) | Temp. / Humidity | 21°C / 57%   |
| Polarity  | Vertical                | Site / Engineer  | AC1 / Fran   |
| Test Mode | MODE3-CH134_Ant A+B     | Test Voltage     | AC 120V/60Hz |

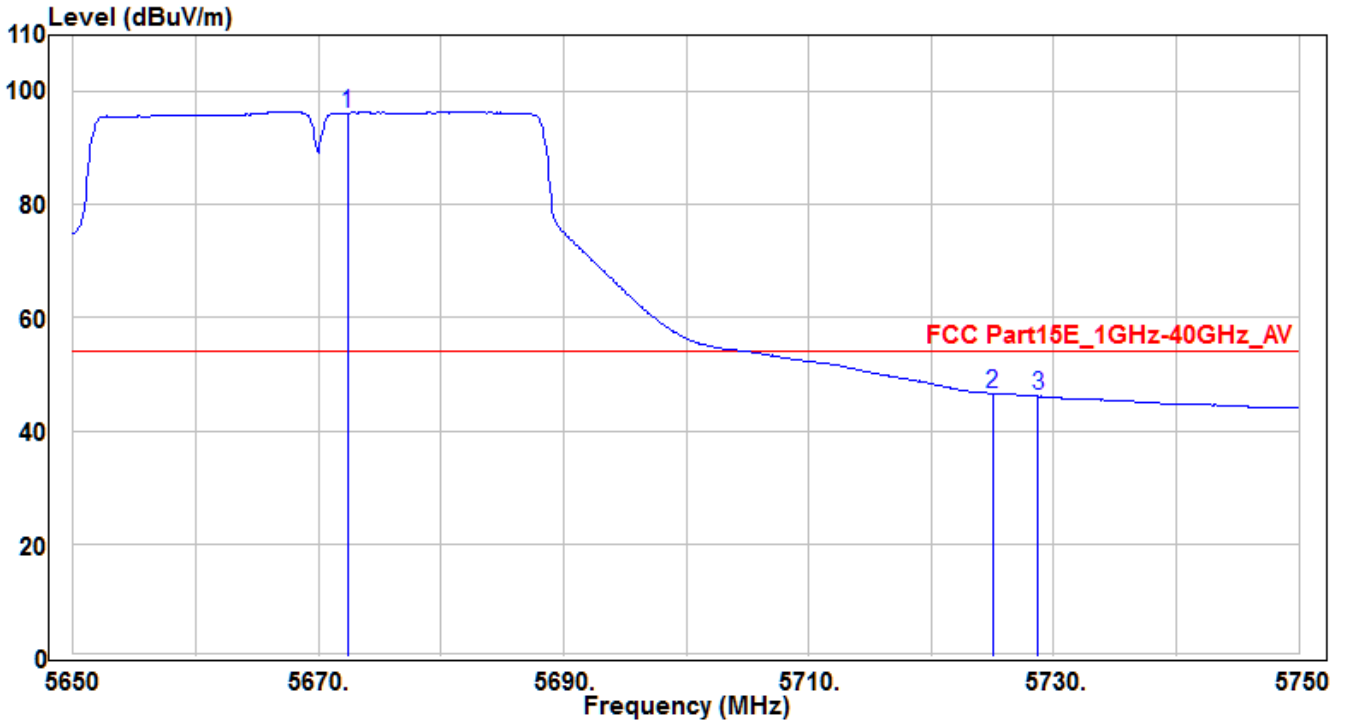


| No | Frequency (MHz) | Reading (dBuV) | C.F (dB) | Measurement (dBuV/m) | Margin (dB) | Limit (dBuV/m) | Height (cm) | Angle (deg) | Remark (QP/PK/AV) |
|----|-----------------|----------------|----------|----------------------|-------------|----------------|-------------|-------------|-------------------|
| 1  | 5672.4          | 105.62         | 4.83     | 110.45               | 36.45       | 74             | 150         | 150         | Peak              |
| 2  | 5725            | 57.09          | 5.03     | 62.12                | -11.88      | 74             | 150         | 150         | Peak              |
| 3  | * 5728.7        | 59.52          | 5.04     | 64.56                | -9.44       | 74             | 150         | 150         | Peak              |

Note :

1. " \* " means the worst value in this measurement data ◦
2. C.F ( Correction Factor ) = Antenna Factor (dB)+ Cable Loss (dB) – Preamplifier(dB) ◦
3. Measurement (dBuV/m) = Reading(dBuV) + C.F ( Correction Factor ) ◦

|           |                         |                  |              |
|-----------|-------------------------|------------------|--------------|
| EUT       | Wifi/BT Module          | Test Date        | 2019/1/18    |
| Factor    | BBHA 9120D (1GHz~18GHz) | Temp. / Humidity | 21°C / 57%   |
| Polarity  | Vertical                | Site / Engineer  | AC1 / Fran   |
| Test Mode | MODE3-CH134_Ant A+B     | Test Voltage     | AC 120V/60Hz |



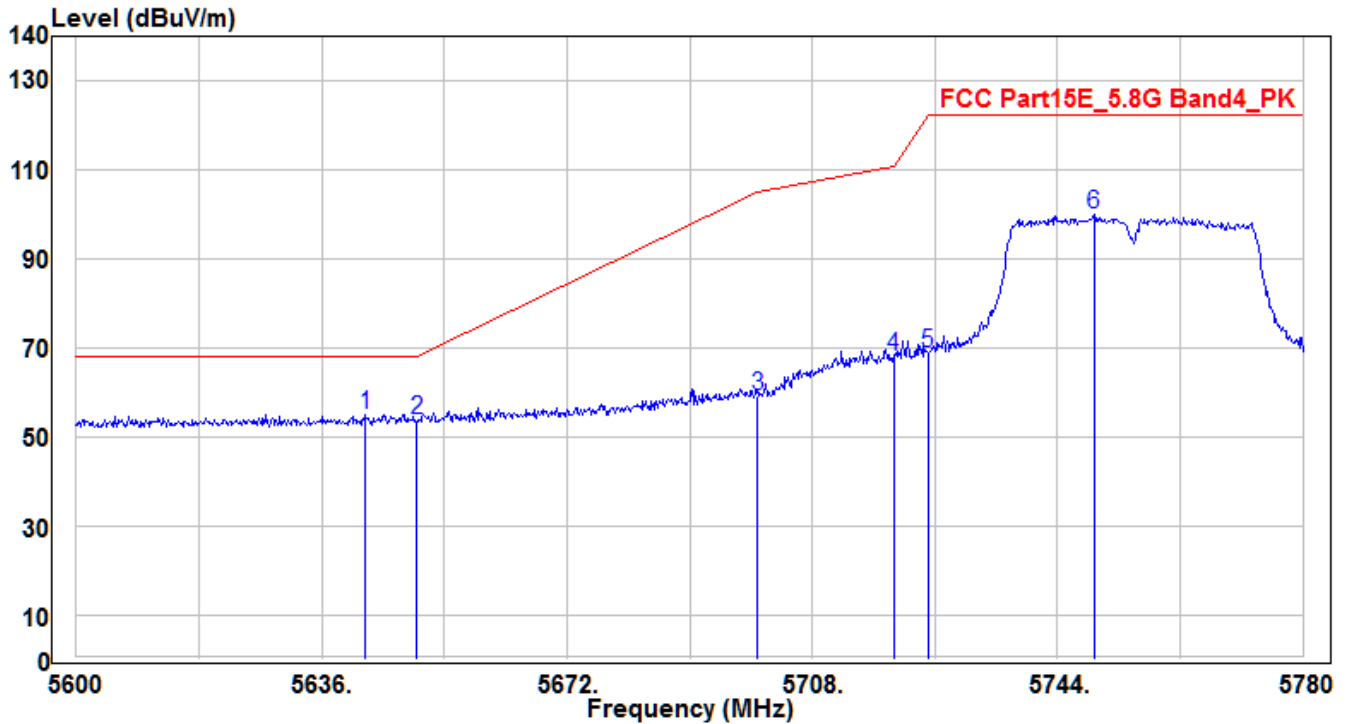
| No | Frequency (MHz) | Reading (dBuV) | C.F (dB) | Measurement (dBuV/m) | Margin (dB) | Limit (dBuV/m) | Height (cm) | Angle (deg) | Remark (QP/PK/AV) |
|----|-----------------|----------------|----------|----------------------|-------------|----------------|-------------|-------------|-------------------|
| 1  | 5672.4          | 91.4           | 4.83     | 96.23                | 42.23       | 54             | 150         | 150         | Average           |
| 2  | * 5725          | 41.65          | 5.03     | 46.68                | -7.32       | 54             | 150         | 150         | Average           |
| 3  | 5728.7          | 41.13          | 5.04     | 46.17                | -7.83       | 54             | 150         | 150         | Average           |

Note :

1. " \* " means the worst value in this measurement data ◦
2. C.F ( Correction Factor ) = Antenna Factor (dB)+ Cable Loss (dB) – Preamplifier(dB) ◦
3. Measurement (dBuV/m) = Reading(dBuV) + C.F ( Correction Factor ) ◦



|           |                         |                  |              |
|-----------|-------------------------|------------------|--------------|
| EUT       | Wifi/BT Module          | Test Date        | 2019/1/18    |
| Factor    | BBHA 9120D (1GHz~18GHz) | Temp. / Humidity | 21°C / 57%   |
| Polarity  | Horizontal              | Site / Engineer  | AC1 / Fran   |
| Test Mode | MODE3-CH151_Ant A+B     | Test Voltage     | AC 120V/60Hz |

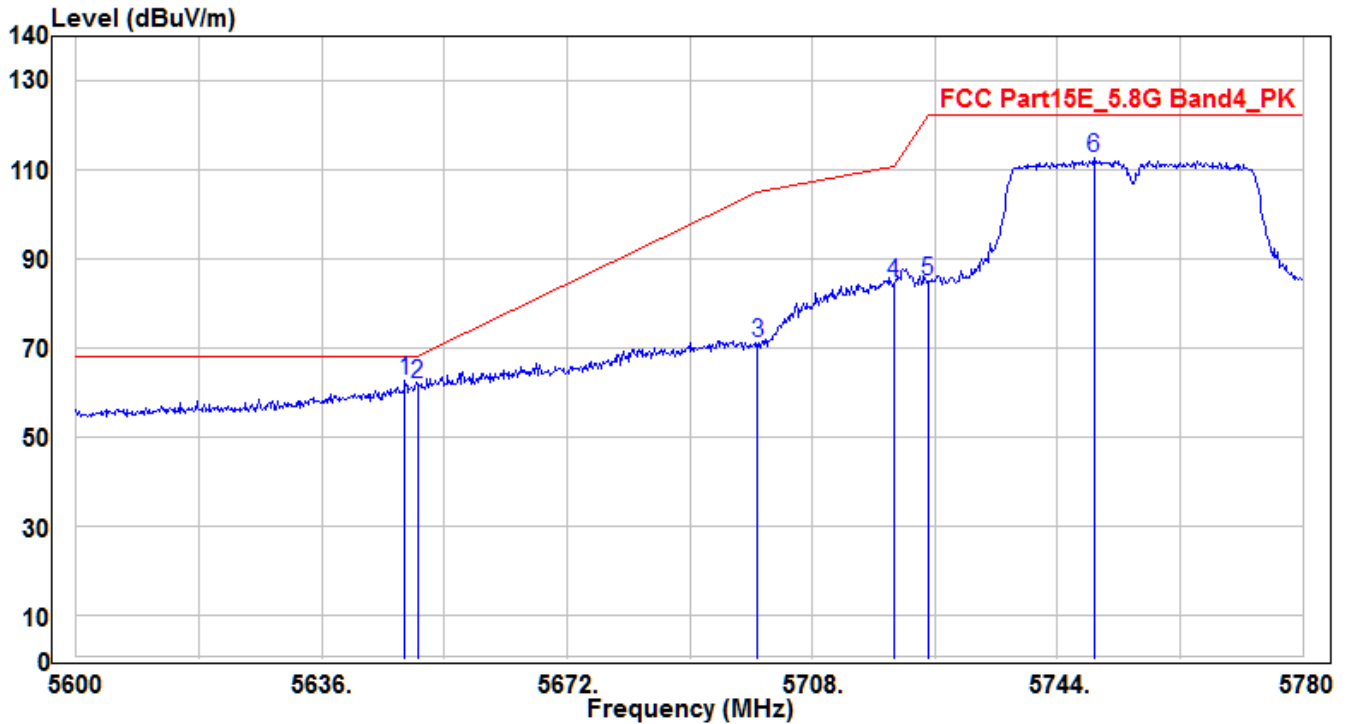


| No | Frequency (MHz) | Reading (dBuV) | C.F (dB) | Measurement (dBuV/m) | Margin (dB) | Limit (dBuV/m) | Height (cm) | Angle (deg) | Remark (QP/PK/AV) |
|----|-----------------|----------------|----------|----------------------|-------------|----------------|-------------|-------------|-------------------|
| 1  | * 5642.48       | 50.45          | 4.72     | 55.17                | -13.03      | 68.2           | 150         | 170         | Peak              |
| 2  | 5650            | 49.18          | 4.75     | 53.93                | -14.27      | 68.2           | 150         | 170         | Peak              |
| 3  | 5700            | 54.26          | 4.94     | 59.2                 | -46         | 105.2          | 150         | 170         | Peak              |
| 4  | 5720            | 63.02          | 5.01     | 68.03                | -42.77      | 110.8          | 150         | 170         | Peak              |
| 5  | 5725            | 63.76          | 5.03     | 68.79                | -53.41      | 122.2          | 150         | 170         | Peak              |
| 6  | 5749.4          | 94.76          | 5.13     | 99.89                | -22.31      | 122.2          | 150         | 170         | Peak              |

Note :

1. " \* " means the worst value in this measurement data °
2. C.F ( Correction Factor ) = Antenna Factor (dB)+ Cable Loss (dB) – Preamplifier(dB) °
3. Measurement (dBuV/m) = Reading(dBuV) + C.F ( Correction Factor ) °

|           |                         |                  |              |
|-----------|-------------------------|------------------|--------------|
| EUT       | Wifi/BT Module          | Test Date        | 2019/1/18    |
| Factor    | BBHA 9120D (1GHz~18GHz) | Temp. / Humidity | 21°C / 57%   |
| Polarity  | Vertical                | Site / Engineer  | AC1 / Fran   |
| Test Mode | MODE3-CH151_Ant A+B     | Test Voltage     | AC 120V/60Hz |

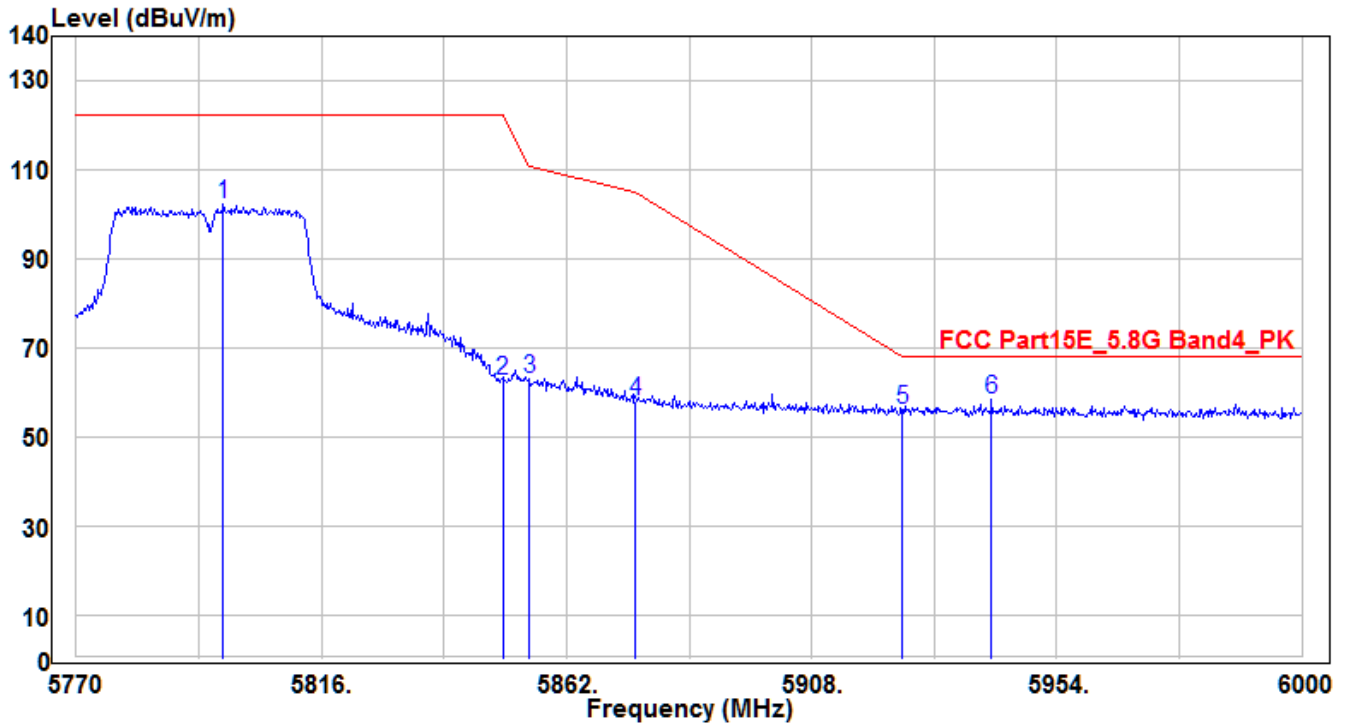


| No | Frequency (MHz) | Reading (dBuV) | C.F (dB) | Measurement (dBuV/m) | Margin (dB) | Limit (dBuV/m) | Height (cm) | Angle (deg) | Remark (QP/PK/AV) |      |
|----|-----------------|----------------|----------|----------------------|-------------|----------------|-------------|-------------|-------------------|------|
| 1  | *               | 5648.24        | 58.06    | 4.74                 | 62.8        | -5.4           | 68.2        | 175         | 150               | Peak |
| 2  |                 | 5650.04        | 57.3     | 4.75                 | 62.05       | -6.18          | 68.23       | 175         | 150               | Peak |
| 3  |                 | 5700           | 66.17    | 4.94                 | 71.11       | -34.09         | 105.2       | 175         | 150               | Peak |
| 4  |                 | 5720           | 79.57    | 5.01                 | 84.58       | -26.22         | 110.8       | 175         | 150               | Peak |
| 5  |                 | 5725           | 80.16    | 5.03                 | 85.19       | -37.01         | 122.2       | 175         | 150               | Peak |
| 6  |                 | 5749.4         | 107.4    | 5.13                 | 112.53      | -9.67          | 122.2       | 175         | 150               | Peak |

Note :

1. " \* " means the worst value in this measurement data °
2. C.F ( Correction Factor ) = Antenna Factor (dB)+ Cable Loss (dB) – Preamplifier(dB) °
3. Measurement (dBuV/m) = Reading(dBuV) + C.F ( Correction Factor ) °

|           |                         |                  |              |
|-----------|-------------------------|------------------|--------------|
| EUT       | Wifi/BT Module          | Test Date        | 2019/1/18    |
| Factor    | BBHA 9120D (1GHz~18GHz) | Temp. / Humidity | 21°C / 57%   |
| Polarity  | Horizontal              | Site / Engineer  | AC1 / Fran   |
| Test Mode | MODE3-CH159_Ant A+B     | Test Voltage     | AC 120V/60Hz |

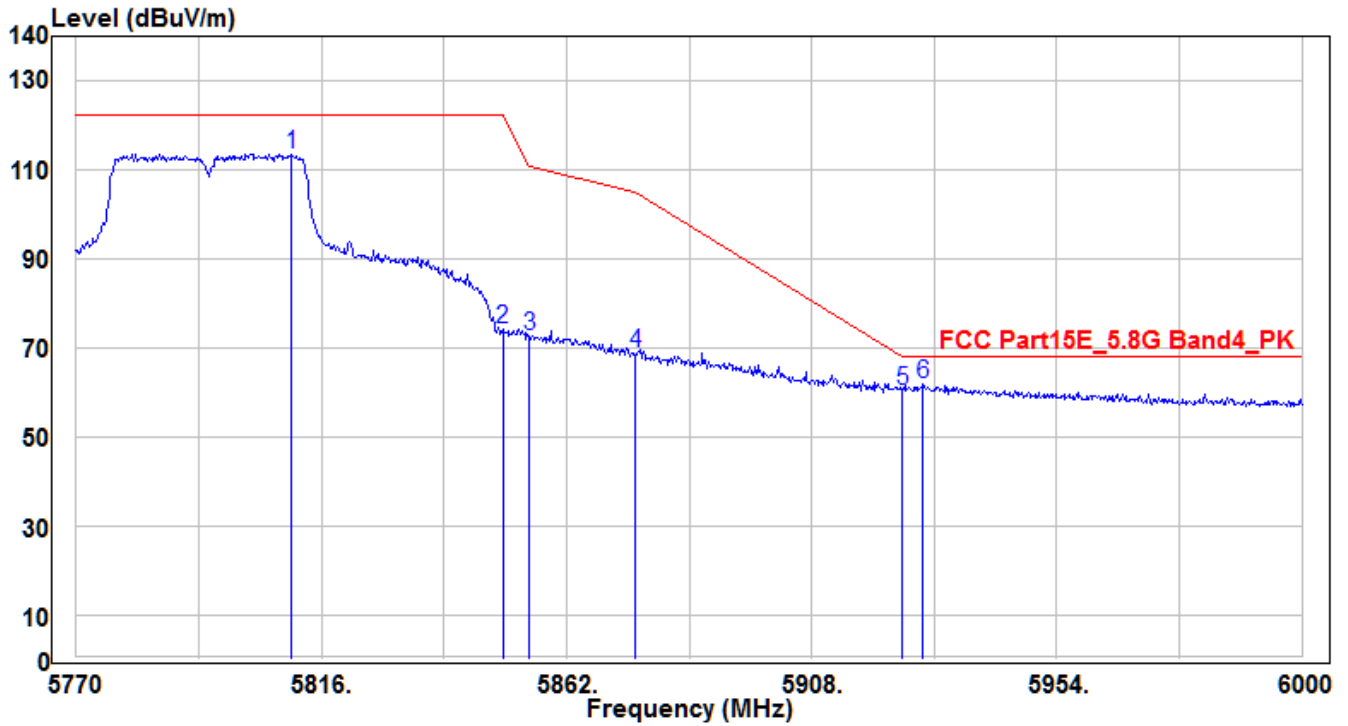


| No | Frequency (MHz) | Reading (dBuV) | C.F (dB) | Measurement (dBuV/m) | Margin (dB) | Limit (dBuV/m) | Height (cm) | Angle (deg) | Remark (QP/PK/AV) |
|----|-----------------|----------------|----------|----------------------|-------------|----------------|-------------|-------------|-------------------|
| 1  | 5797.6          | 97.16          | 5.32     | 102.48               | -19.72      | 122.2          | 100         | 180         | Peak              |
| 2  | 5850            | 57.19          | 5.51     | 62.7                 | -59.5       | 122.2          | 100         | 180         | Peak              |
| 3  | 5855            | 57.5           | 5.54     | 63.04                | -47.76      | 110.8          | 100         | 180         | Peak              |
| 4  | 5875            | 52.53          | 5.62     | 58.15                | -47.05      | 105.2          | 100         | 180         | Peak              |
| 5  | 5925            | 50.26          | 5.8      | 56.06                | -12.14      | 68.2           | 100         | 180         | Peak              |
| 6  | * 5941.81       | 52.54          | 5.87     | 58.41                | -9.79       | 68.2           | 100         | 180         | Peak              |

Note :

- "\*" means the worst value in this measurement data °
- C.F ( Correction Factor ) = Antenna Factor (dB)+ Cable Loss (dB) – Preamplifier(dB) °
- Measurement (dBuV/m) = Reading(dBuV) + C.F ( Correction Factor ) °

|           |                         |                  |              |
|-----------|-------------------------|------------------|--------------|
| EUT       | Wifi/BT Module          | Test Date        | 2019/1/18    |
| Factor    | BBHA 9120D (1GHz~18GHz) | Temp. / Humidity | 21°C / 57%   |
| Polarity  | Vertical                | Site / Engineer  | AC1 / Fran   |
| Test Mode | MODE3-CH159_Ant A+B     | Test Voltage     | AC 120V/60Hz |

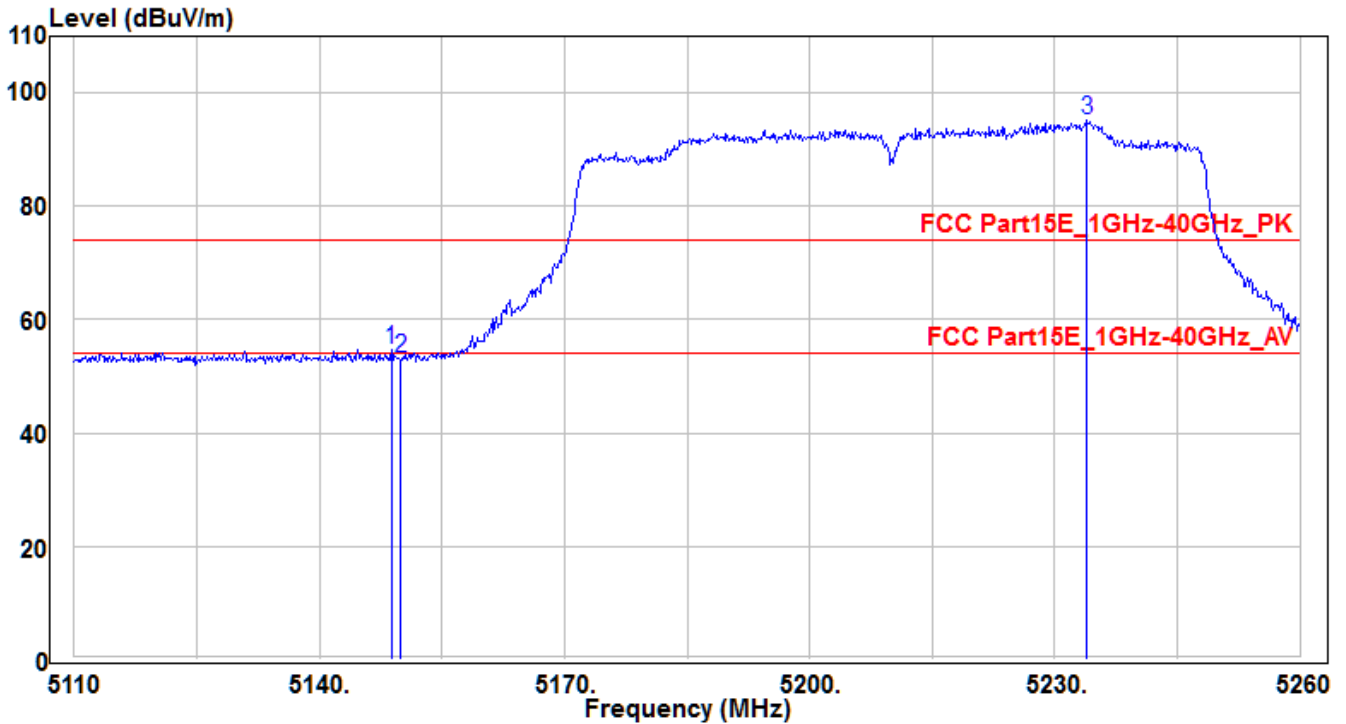


| No | Frequency (MHz) | Reading (dBuV) | C.F (dB) | Measurement (dBuV/m) | Margin (dB) | Limit (dBuV/m) | Height (cm) | Angle (deg) | Remark (QP/PK/AV) |
|----|-----------------|----------------|----------|----------------------|-------------|----------------|-------------|-------------|-------------------|
| 1  | 5810.48         | 108.15         | 5.36     | 113.51               | -8.69       | 122.2          | 150         | 150         | Peak              |
| 2  | 5850            | 68.79          | 5.51     | 74.3                 | -47.9       | 122.2          | 150         | 150         | Peak              |
| 3  | 5855            | 67.15          | 5.54     | 72.69                | -38.11      | 110.8          | 150         | 150         | Peak              |
| 4  | 5875            | 63.11          | 5.62     | 68.73                | -36.47      | 105.2          | 150         | 150         | Peak              |
| 5  | 5925            | 54.75          | 5.8      | 60.55                | -7.65       | 68.2           | 150         | 150         | Peak              |
| 6  | * 5928.93       | 56.17          | 5.81     | 61.98                | -6.22       | 68.2           | 150         | 150         | Peak              |

Note :

- "\*" means the worst value in this measurement data °
- C.F ( Correction Factor ) = Antenna Factor (dB)+ Cable Loss (dB) – Preamplifier(dB) °
- Measurement (dBuV/m) = Reading(dBuV) + C.F ( Correction Factor ) °

|           |                         |                  |              |
|-----------|-------------------------|------------------|--------------|
| EUT       | Wifi/BT Module          | Test Date        | 2019/1/18    |
| Factor    | BBHA 9120D (1GHz~18GHz) | Temp. / Humidity | 21°C / 57%   |
| Polarity  | Horizontal              | Site / Engineer  | AC1 / Fran   |
| Test Mode | MODE4-CH42_Ant A+B      | Test Voltage     | AC 120V/60Hz |

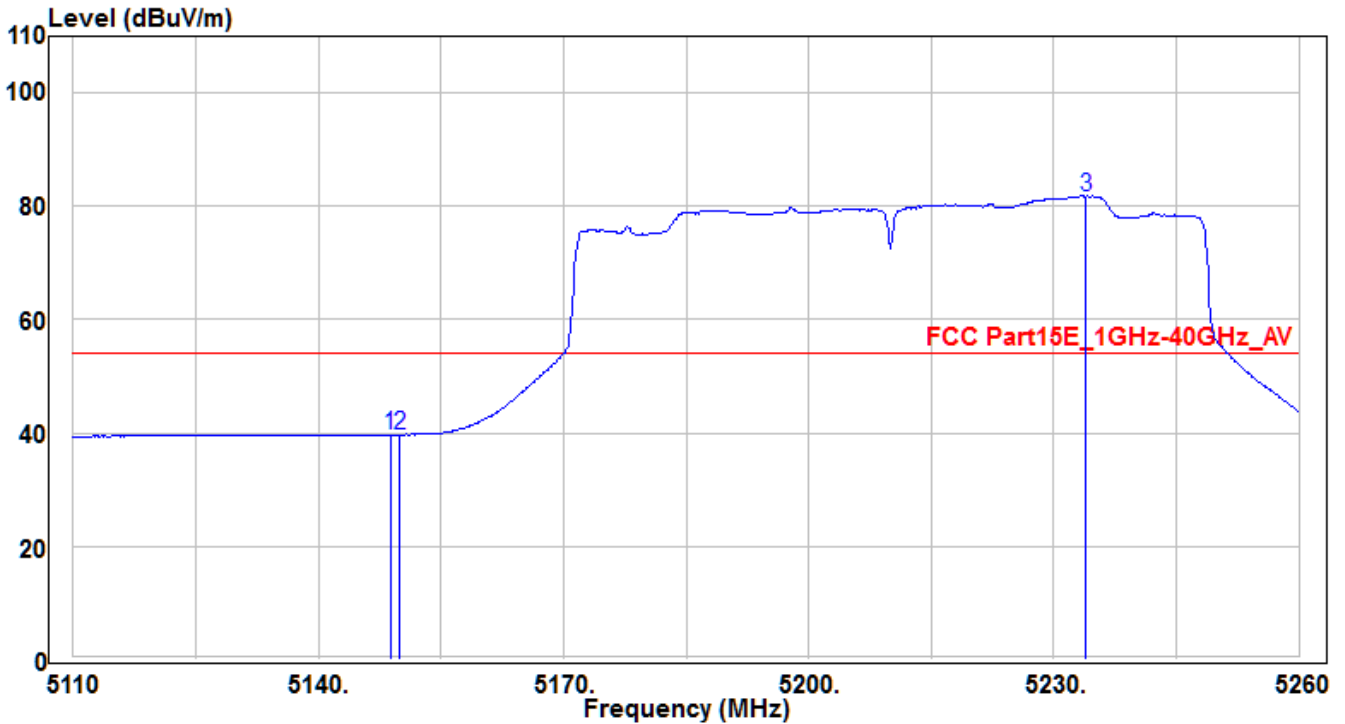


| No | Frequency (MHz) | Reading (dBuV) | C.F (dB) | Measurement (dBuV/m) | Margin (dB) | Limit (dBuV/m) | Height (cm) | Angle (deg) | Remark (QP/PK/AV) |      |
|----|-----------------|----------------|----------|----------------------|-------------|----------------|-------------|-------------|-------------------|------|
| 1  | *               | 5148.85        | 50.94    | 3.88                 | 54.82       | -19.18         | 74          | 245         | 375               | Peak |
| 2  |                 | 5150           | 49.21    | 3.88                 | 53.09       | -20.91         | 74          | 245         | 375               | Peak |
| 3  |                 | 5233.9         | 91.17    | 3.95                 | 95.12       | 21.12          | 74          | 245         | 375               | Peak |

Note :

- " \* " means the worst value in this measurement data °
- C.F ( Correction Factor ) = Antenna Factor (dB)+ Cable Loss (dB) – Preamplifier(dB) °
- Measurement (dBuV/m) = Reading(dBuV) + C.F ( Correction Factor ) °

|           |                         |                  |              |
|-----------|-------------------------|------------------|--------------|
| EUT       | Wifi/BT Module          | Test Date        | 2019/1/18    |
| Factor    | BBHA 9120D (1GHz~18GHz) | Temp. / Humidity | 21°C / 57%   |
| Polarity  | Horizontal              | Site / Engineer  | AC1 / Fran   |
| Test Mode | MODE4-CH42_Ant A+B      | Test Voltage     | AC 120V/60Hz |

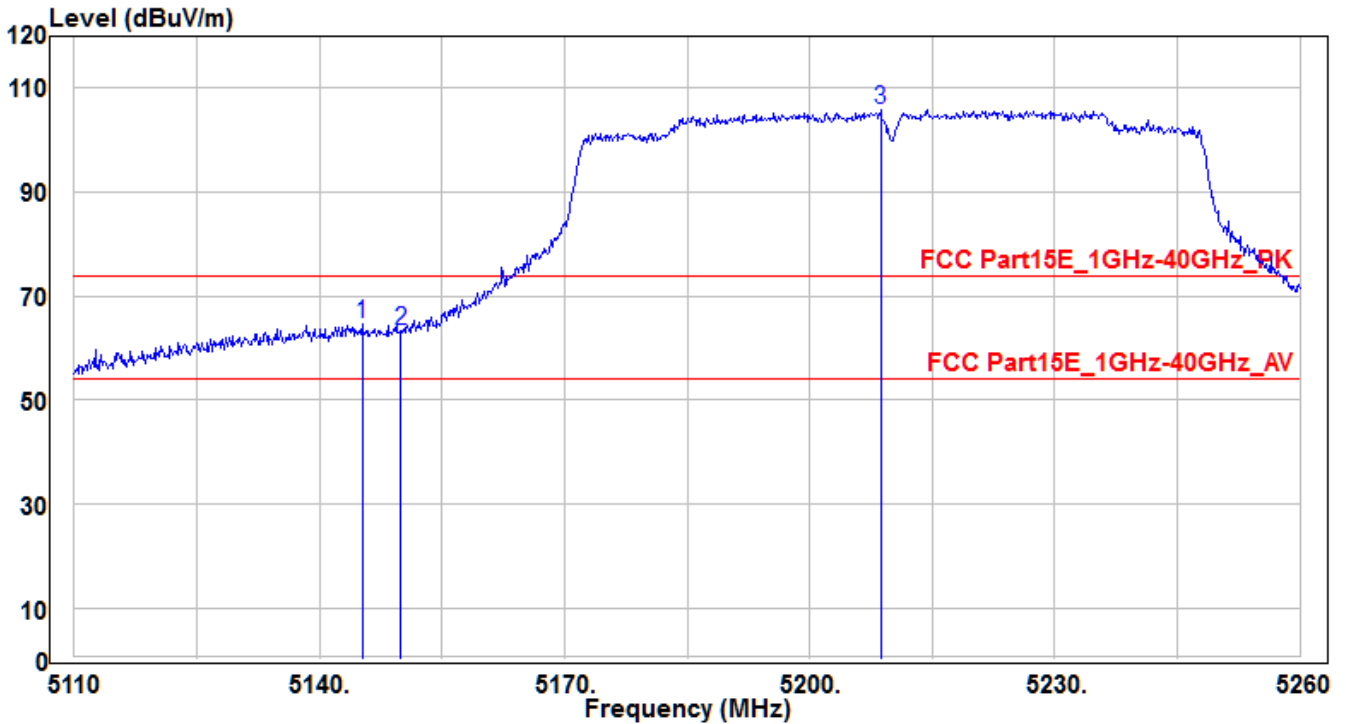


| No | Frequency (MHz) | Reading (dBuV) | C.F (dB) | Measurement (dBuV/m) | Margin (dB) | Limit (dBuV/m) | Height (cm) | Angle (deg) | Remark (QP/PK/AV) |
|----|-----------------|----------------|----------|----------------------|-------------|----------------|-------------|-------------|-------------------|
| 1  | 5148.85         | 35.79          | 3.88     | 39.67                | -14.33      | 54             | 245         | 375         | Average           |
| 2  | * 5150          | 35.82          | 3.88     | 39.7                 | -14.3       | 54             | 245         | 375         | Average           |
| 3  | 5233.9          | 77.77          | 3.95     | 81.72                | 27.72       | 54             | 245         | 375         | Average           |

Note :

1. " \* " means the worst value in this measurement data °
2. C.F ( Correction Factor ) = Antenna Factor (dB)+ Cable Loss (dB) – Preamplifier(dB) °
3. Measurement (dBuV/m) = Reading(dBuV) + C.F ( Correction Factor ) °

|           |                         |                  |              |
|-----------|-------------------------|------------------|--------------|
| EUT       | Wifi/BT Module          | Test Date        | 2019/1/18    |
| Factor    | BBHA 9120D (1GHz~18GHz) | Temp. / Humidity | 21°C / 57%   |
| Polarity  | Vertical                | Site / Engineer  | AC1 / Fran   |
| Test Mode | MODE4-CH42_Ant A+B      | Test Voltage     | AC 120V/60Hz |

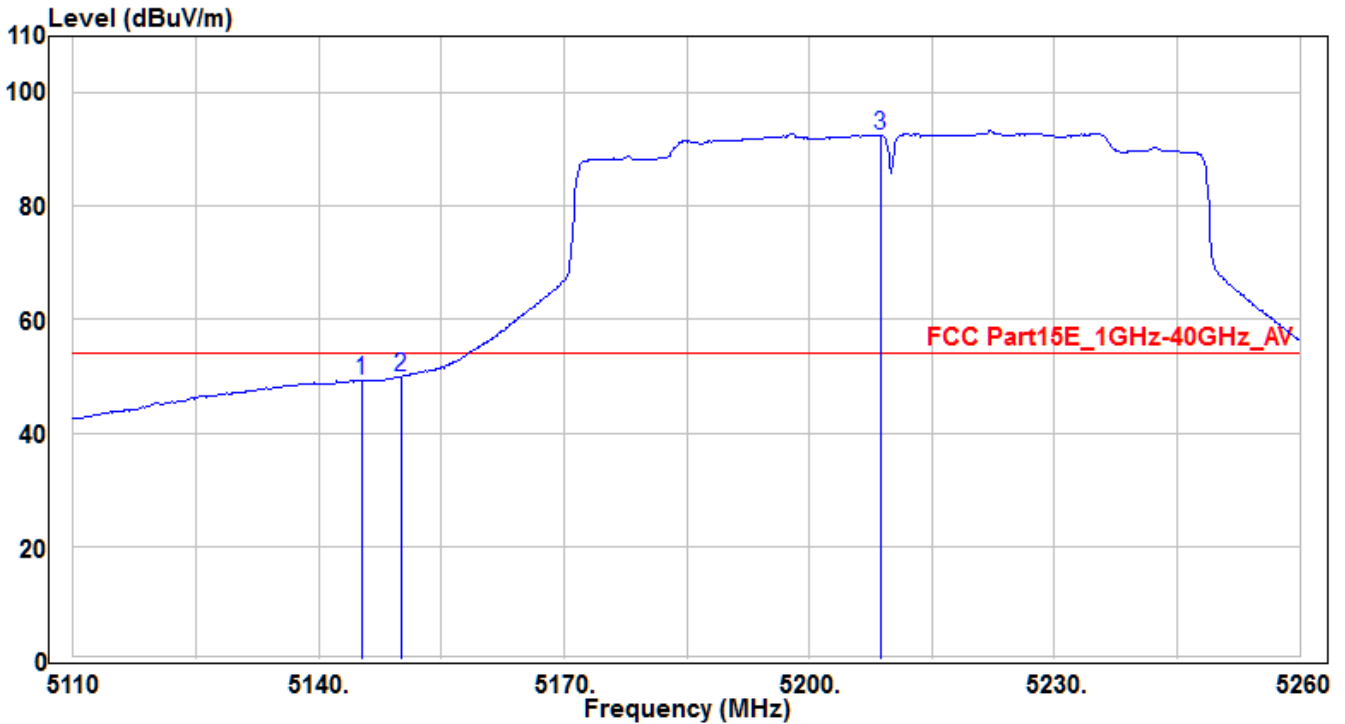


| No | Frequency (MHz) | Reading (dBuV) | C.F (dB) | Measurement (dBuV/m) | Margin (dB) | Limit (dBuV/m) | Height (cm) | Angle (deg) | Remark (QP/PK/AV) |      |
|----|-----------------|----------------|----------|----------------------|-------------|----------------|-------------|-------------|-------------------|------|
| 1  | *               | 5145.25        | 60.67    | 3.87                 | 64.54       | -9.46          | 74          | 100         | 160               | Peak |
| 2  |                 | 5150           | 59.45    | 3.88                 | 63.33       | -10.67         | 74          | 100         | 160               | Peak |
| 3  |                 | 5208.7         | 101.99   | 3.93                 | 105.92      | 31.92          | 74          | 100         | 160               | Peak |

Note :

1. " \* " means the worst value in this measurement data °
2. C.F ( Correction Factor ) = Antenna Factor (dB)+ Cable Loss (dB) – Preamplifier(dB) °
3. Measurement (dBuV/m) = Reading(dBuV) + C.F ( Correction Factor ) °

|           |                         |                  |              |
|-----------|-------------------------|------------------|--------------|
| EUT       | Wifi/BT Module          | Test Date        | 2019/1/18    |
| Factor    | BBHA 9120D (1GHz~18GHz) | Temp. / Humidity | 21°C / 57%   |
| Polarity  | Vertical                | Site / Engineer  | AC1 / Fran   |
| Test Mode | MODE4-CH42_Ant A+B      | Test Voltage     | AC 120V/60Hz |



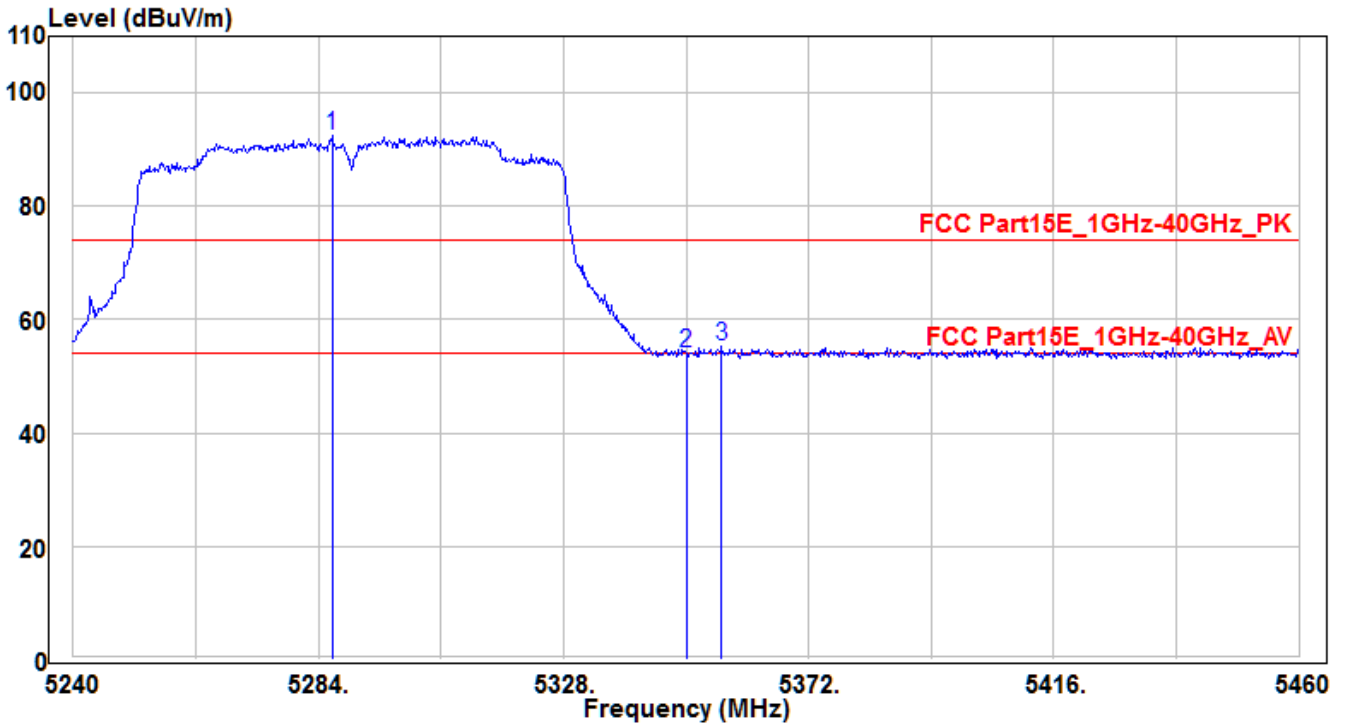
| No | Frequency (MHz) | Reading (dBuV) | C.F (dB) | Measurement (dBuV/m) | Margin (dB) | Limit (dBuV/m) | Height (cm) | Angle (deg) | Remark (QP/PK/AV) |
|----|-----------------|----------------|----------|----------------------|-------------|----------------|-------------|-------------|-------------------|
| 1  | 5145.25         | 45.46          | 3.87     | 49.33                | -4.67       | 54             | 100         | 160         | Average           |
| 2  | * 5150.05       | 45.91          | 3.88     | 49.79                | -4.21       | 54             | 100         | 160         | Average           |
| 3  | 5208.7          | 88.53          | 3.93     | 92.46                | 38.46       | 54             | 100         | 160         | Average           |

Note :

1. " \* " means the worst value in this measurement data °
2. C.F ( Correction Factor ) = Antenna Factor (dB)+ Cable Loss (dB) – Preamplifier(dB) °
3. Measurement (dBuV/m) = Reading(dBuV) + C.F ( Correction Factor ) °



|           |                         |                  |              |
|-----------|-------------------------|------------------|--------------|
| EUT       | Wifi/BT Module          | Test Date        | 2019/1/18    |
| Factor    | BBHA 9120D (1GHz~18GHz) | Temp. / Humidity | 21°C / 57%   |
| Polarity  | Horizontal              | Site / Engineer  | AC1 / Fran   |
| Test Mode | MODE4-CH58_Ant A+B      | Test Voltage     | AC 120V/60Hz |

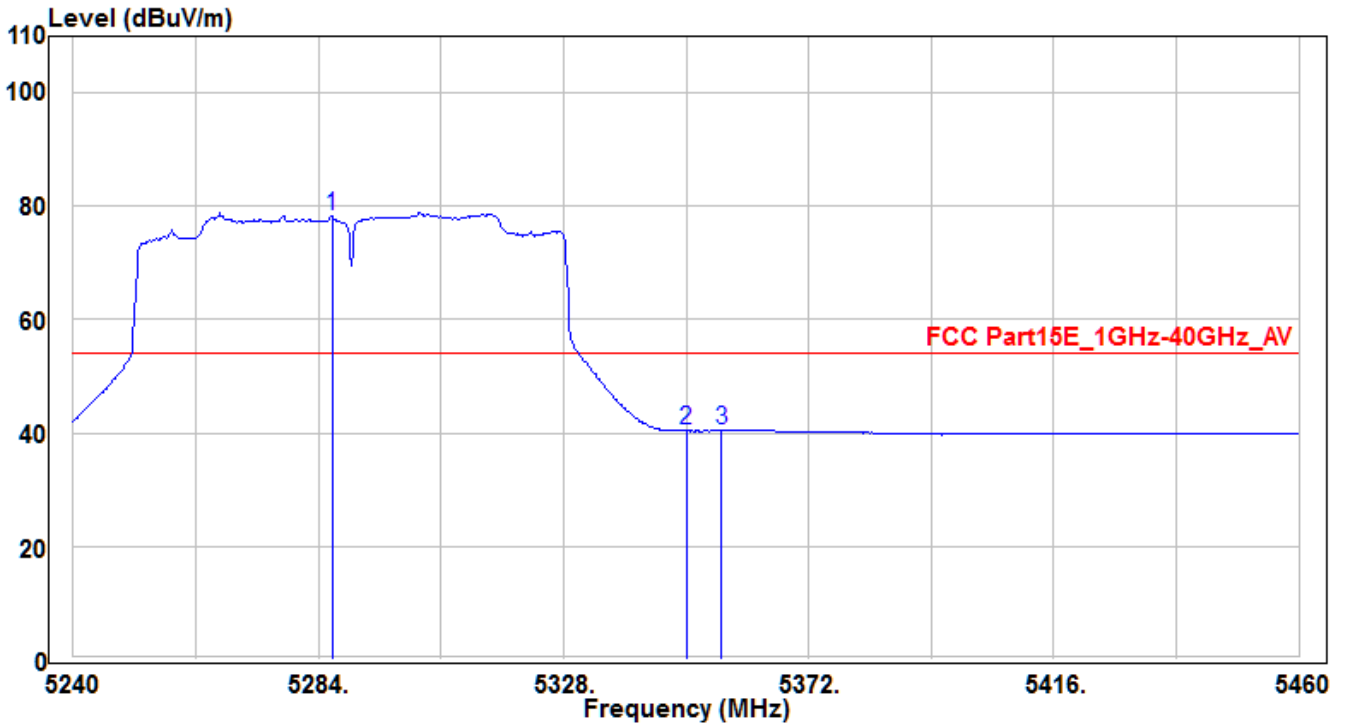


| No | Frequency (MHz) | Reading (dBuV) | C.F (dB) | Measurement (dBuV/m) | Margin (dB) | Limit (dBuV/m) | Height (cm) | Angle (deg) | Remark (QP/PK/AV) |
|----|-----------------|----------------|----------|----------------------|-------------|----------------|-------------|-------------|-------------------|
| 1  | 5286.42         | 88.39          | 3.99     | 92.38                | 18.38       | 74             | 240         | 170         | Peak              |
| 2  | 5350            | 49.99          | 4.04     | 54.03                | -19.97      | 74             | 240         | 170         | Peak              |
| 3  | * 5356.38       | 51.2           | 4.05     | 55.25                | -18.75      | 74             | 240         | 170         | Peak              |

Note :

1. " \* " means the worst value in this measurement data °
2. C.F ( Correction Factor ) = Antenna Factor (dB)+ Cable Loss (dB) – Preamplifier(dB) °
3. Measurement (dBuV/m) = Reading(dBuV) + C.F ( Correction Factor ) °

|           |                         |                  |              |
|-----------|-------------------------|------------------|--------------|
| EUT       | Wifi/BT Module          | Test Date        | 2019/1/18    |
| Factor    | BBHA 9120D (1GHz~18GHz) | Temp. / Humidity | 21°C / 57%   |
| Polarity  | Horizontal              | Site / Engineer  | AC1 / Fran   |
| Test Mode | MODE4-CH58_Ant A+B      | Test Voltage     | AC 120V/60Hz |

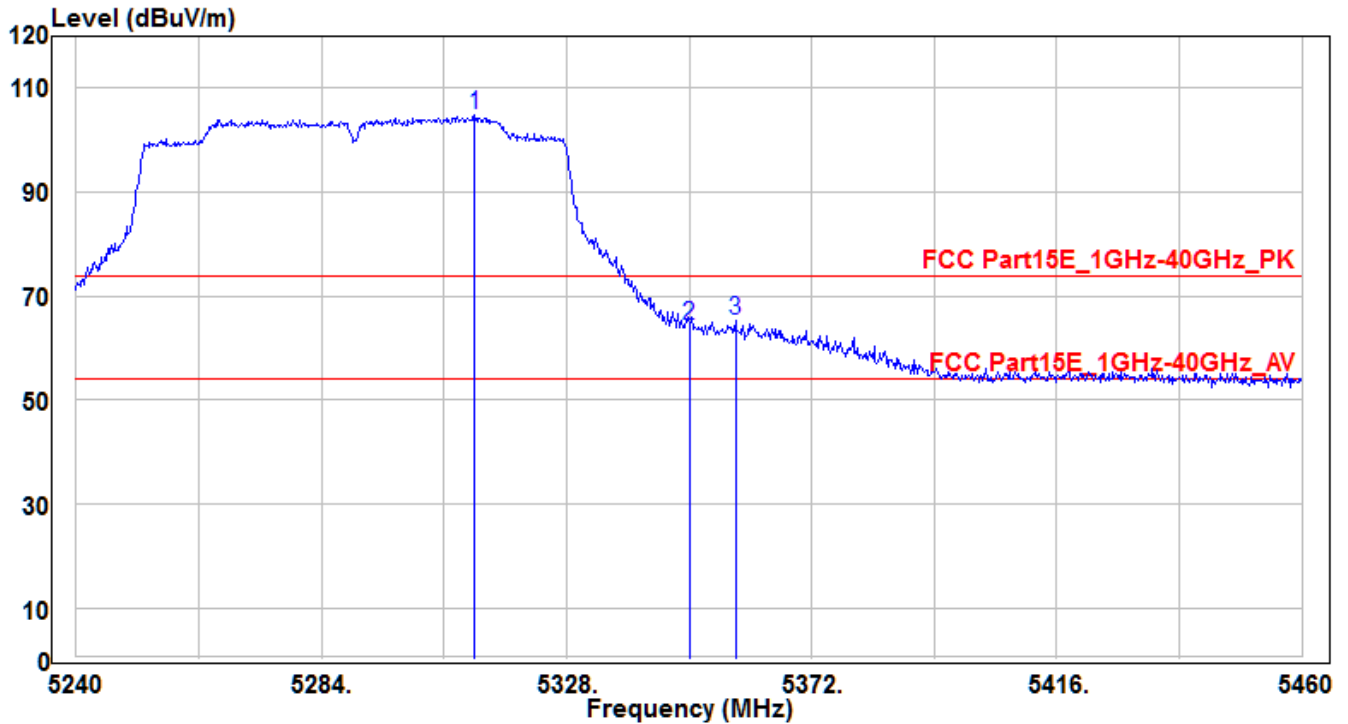


| No | Frequency (MHz) | Reading (dBuV) | C.F (dB) | Measurement (dBuV/m) | Margin (dB) | Limit (dBuV/m) | Height (cm) | Angle (deg) | Remark (QP/PK/AV) |
|----|-----------------|----------------|----------|----------------------|-------------|----------------|-------------|-------------|-------------------|
| 1  | 5286.42         | 74.31          | 3.99     | 78.3                 | 24.3        | 54             | 240         | 170         | Average           |
| 2  | 5350            | 36.48          | 4.04     | 40.52                | -13.48      | 54             | 240         | 170         | Average           |
| 3  | * 5356.38       | 36.49          | 4.05     | 40.54                | -13.46      | 54             | 240         | 170         | Average           |

Note :

1. " \* " means the worst value in this measurement data °
2. C.F ( Correction Factor ) = Antenna Factor (dB)+ Cable Loss (dB) – Preamplifier(dB) °
3. Measurement (dBuV/m) = Reading(dBuV) + C.F ( Correction Factor ) °

|           |                         |                  |              |
|-----------|-------------------------|------------------|--------------|
| EUT       | Wifi/BT Module          | Test Date        | 2019/1/18    |
| Factor    | BBHA 9120D (1GHz~18GHz) | Temp. / Humidity | 21°C / 57%   |
| Polarity  | Vertical                | Site / Engineer  | AC1 / Fran   |
| Test Mode | MODE4-CH58_Ant A+B      | Test Voltage     | AC 120V/60Hz |

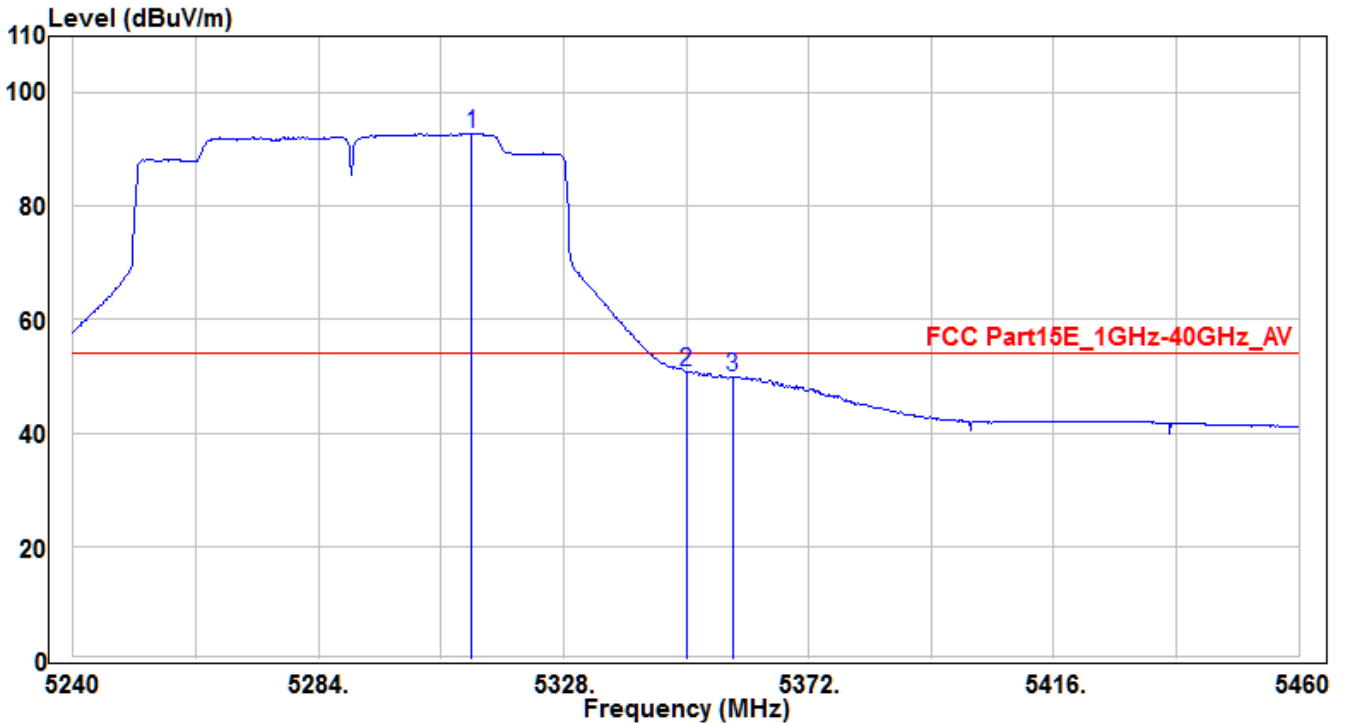


| No | Frequency (MHz) | Reading (dBuV) | C.F (dB) | Measurement (dBuV/m) | Margin (dB) | Limit (dBuV/m) | Height (cm) | Angle (deg) | Remark (QP/PK/AV) |
|----|-----------------|----------------|----------|----------------------|-------------|----------------|-------------|-------------|-------------------|
| 1  | 5311.5          | 100.84         | 4.01     | 104.85               | 30.85       | 74             | 235         | 220         | Peak              |
| 2  | 5350            | 60.23          | 4.04     | 64.27                | -9.73       | 74             | 235         | 220         | Peak              |
| 3  | * 5358.36       | 61.08          | 4.05     | 65.13                | -8.87       | 74             | 235         | 220         | Peak              |

Note :

1. " \* " means the worst value in this measurement data °
2. C.F ( Correction Factor ) = Antenna Factor (dB)+ Cable Loss (dB) – Preamplifier(dB) °
3. Measurement (dBuV/m) = Reading(dBuV) + C.F ( Correction Factor ) °

|           |                         |                  |              |
|-----------|-------------------------|------------------|--------------|
| EUT       | Wifi/BT Module          | Test Date        | 2019/1/18    |
| Factor    | BBHA 9120D (1GHz~18GHz) | Temp. / Humidity | 21°C / 57%   |
| Polarity  | Vertical                | Site / Engineer  | AC1 / Fran   |
| Test Mode | MODE4-CH58_Ant A+B      | Test Voltage     | AC 120V/60Hz |

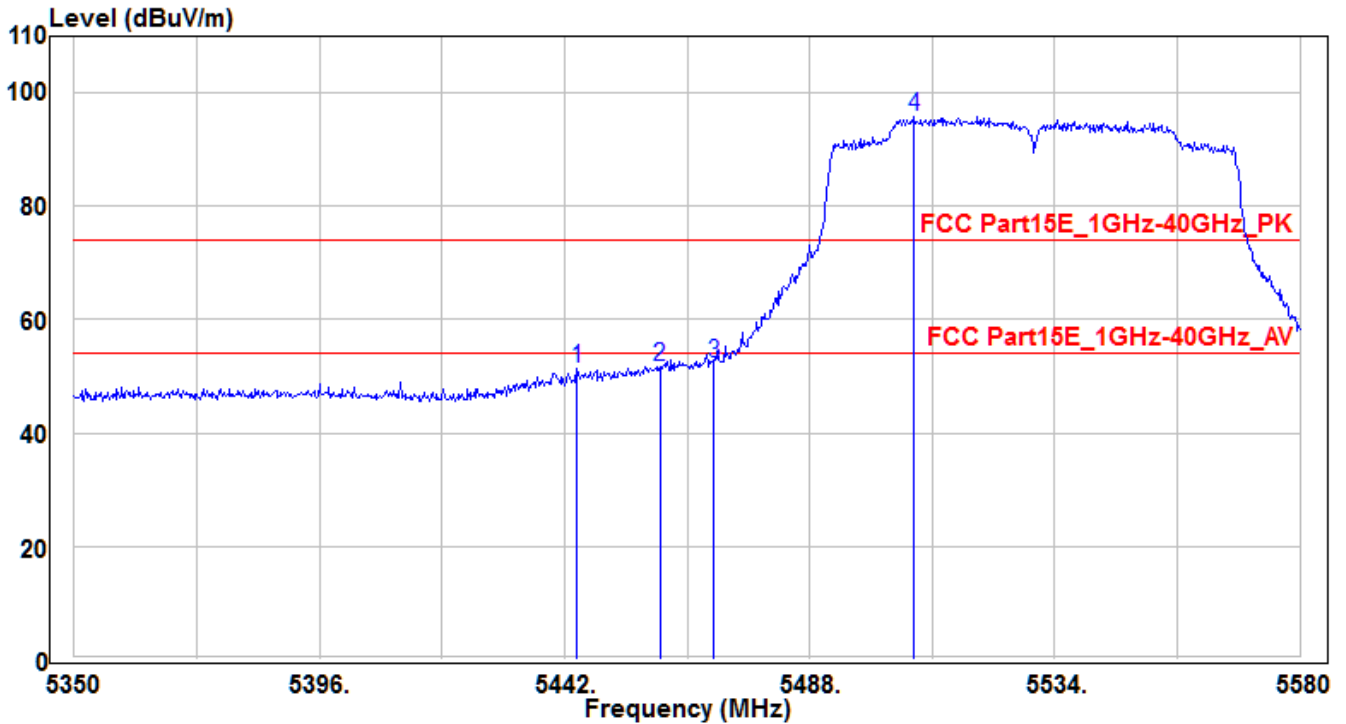


| No | Frequency (MHz) | Reading (dBuV) | C.F (dB) | Measurement (dBuV/m) | Margin (dB) | Limit (dBuV/m) | Height (cm) | Angle (deg) | Remark (QP/PK/AV) |
|----|-----------------|----------------|----------|----------------------|-------------|----------------|-------------|-------------|-------------------|
| 1  | 5311.5          | 88.7           | 4.01     | 92.71                | 38.71       | 54             | 235         | 220         | Average           |
| 2  | * 5350          | 46.72          | 4.04     | 50.76                | -3.24       | 54             | 235         | 220         | Average           |
| 3  | 5358.36         | 45.93          | 4.05     | 49.98                | -4.02       | 54             | 235         | 220         | Average           |

Note :

1. " \* " means the worst value in this measurement data °
2. C.F ( Correction Factor ) = Antenna Factor (dB)+ Cable Loss (dB) – Preamplifier(dB) °
3. Measurement (dBuV/m) = Reading(dBuV) + C.F ( Correction Factor ) °

|           |                         |                  |              |
|-----------|-------------------------|------------------|--------------|
| EUT       | Wifi/BT Module          | Test Date        | 2019/1/18    |
| Factor    | BBHA 9120D (1GHz~18GHz) | Temp. / Humidity | 21°C / 57%   |
| Polarity  | Horizontal              | Site / Engineer  | AC1 / Fran   |
| Test Mode | MODE4-CH106_Ant A+B     | Test Voltage     | AC 120V/60Hz |

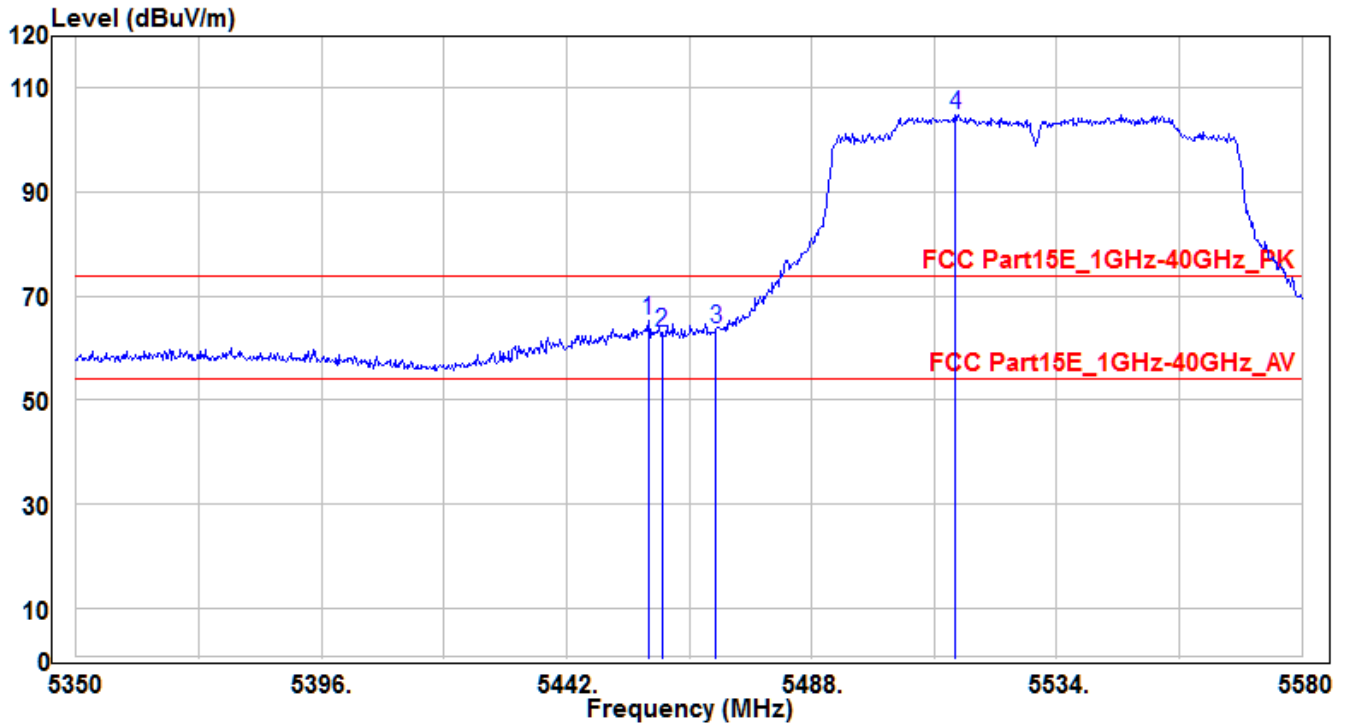


| No | Frequency (MHz) | Reading (dBuV) | C.F (dB) | Measurement (dBuV/m) | Margin (dB) | Limit (dBuV/m) | Height (cm) | Angle (deg) | Remark (QP/PK/AV) |
|----|-----------------|----------------|----------|----------------------|-------------|----------------|-------------|-------------|-------------------|
| 1  | 5444.3          | 47.4           | 4.12     | 51.52                | -22.48      | 74             | 170         | 140         | Peak              |
| 2  | 5460            | 47.44          | 4.14     | 51.58                | -22.42      | 74             | 170         | 140         | Peak              |
| 3  | * 5470          | 48.22          | 4.14     | 52.36                | -21.64      | 74             | 170         | 140         | Peak              |
| 4  | 5507.55         | 91.66          | 4.2      | 95.86                | 21.86       | 74             | 170         | 140         | Peak              |

Note :

- " \* " means the worst value in this measurement data °
- C.F ( Correction Factor ) = Antenna Factor (dB)+ Cable Loss (dB) – Preamplifier(dB) °
- Measurement (dBuV/m) = Reading(dBuV) + C.F ( Correction Factor ) °

|           |                         |                  |              |
|-----------|-------------------------|------------------|--------------|
| EUT       | Wifi/BT Module          | Test Date        | 2019/1/18    |
| Factor    | BBHA 9120D (1GHz~18GHz) | Temp. / Humidity | 21°C / 57%   |
| Polarity  | Vertical                | Site / Engineer  | AC1 / Fran   |
| Test Mode | MODE4-CH106_Ant A+B     | Test Voltage     | AC 120V/60Hz |

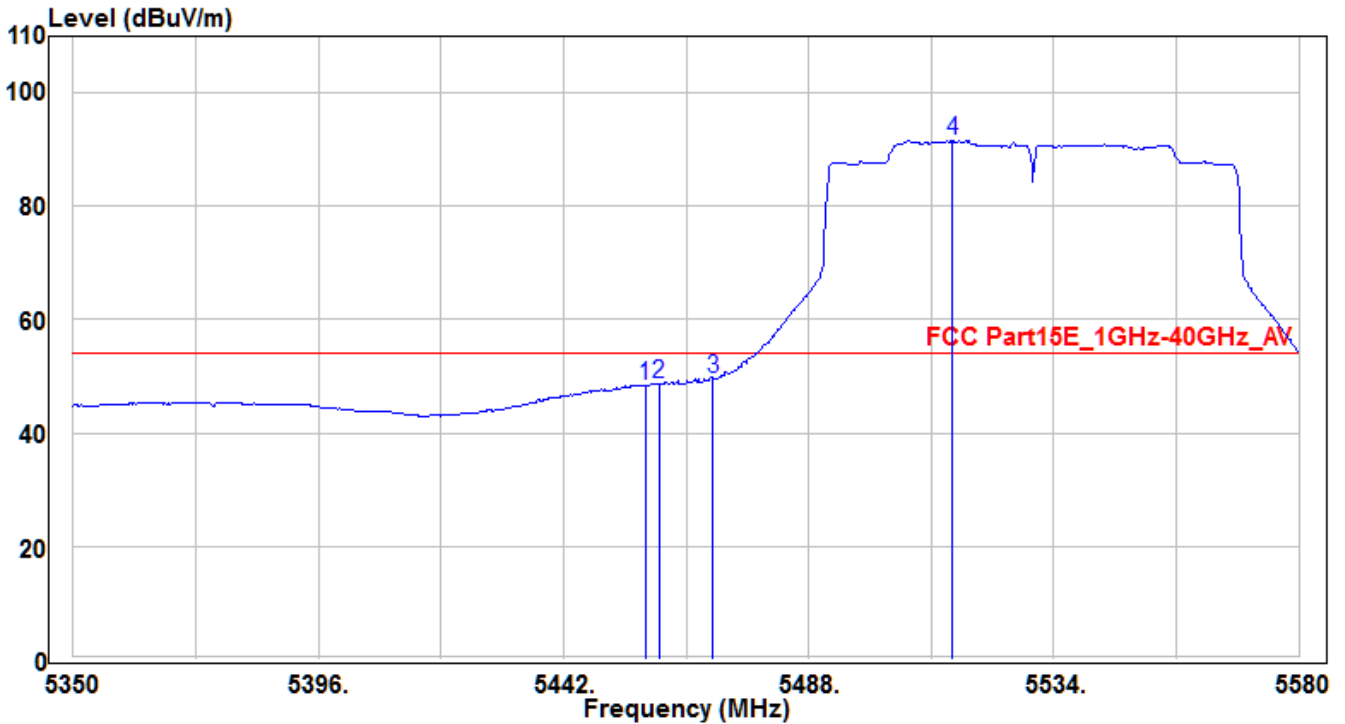


| No | Frequency (MHz) | Reading (dBuV) | C.F (dB) | Measurement (dBuV/m) | Margin (dB) | Limit (dBuV/m) | Height (cm) | Angle (deg) | Remark (QP/PK/AV) |      |
|----|-----------------|----------------|----------|----------------------|-------------|----------------|-------------|-------------|-------------------|------|
| 1  | *               | 5457.41        | 61.01    | 4.13                 | 65.14       | -8.86          | 74          | 100         | 155               | Peak |
| 2  |                 | 5460           | 58.83    | 4.14                 | 62.97       | -11.03         | 74          | 100         | 155               | Peak |
| 3  |                 | 5470           | 59.44    | 4.14                 | 63.58       | -10.42         | 74          | 100         | 155               | Peak |
| 4  |                 | 5514.91        | 100.5    | 4.23                 | 104.73      | 30.73          | 74          | 100         | 155               | Peak |

Note:

- "\*" means this data is the worst emission level.
- C.F (Correction Factor) = Antenna Factor (dB)+ Cable Loss (dB) – Preamplifier(dB)
- Measurement (dBuV/m) = Reading(dBuV) + C.F (Correction Factor)

|           |                         |                  |              |
|-----------|-------------------------|------------------|--------------|
| EUT       | Wifi/BT Module          | Test Date        | 2019/1/18    |
| Factor    | BBHA 9120D (1GHz~18GHz) | Temp. / Humidity | 21°C / 57%   |
| Polarity  | Vertical                | Site / Engineer  | AC1 / Fran   |
| Test Mode | MODE4-CH106_Ant A+B     | Test Voltage     | AC 120V/60Hz |

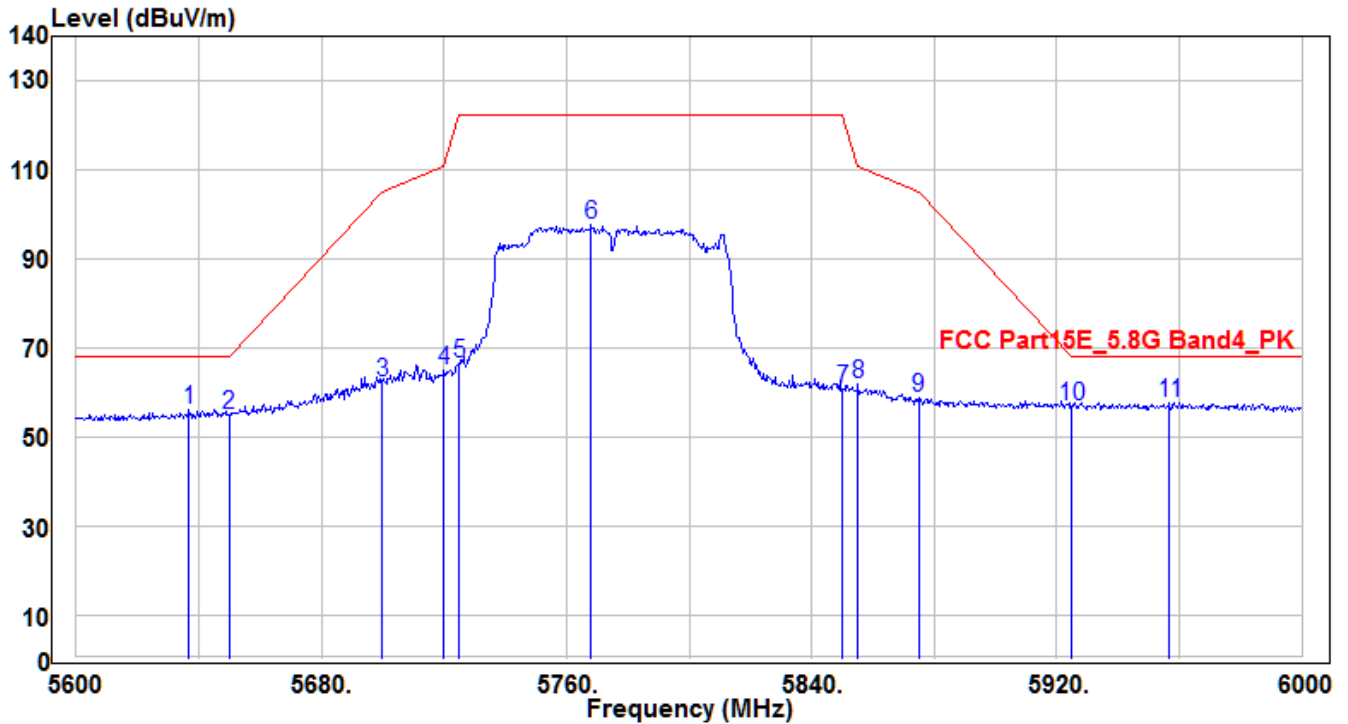


| No | Frequency (MHz) | Reading (dBuV) | C.F (dB) | Measurement (dBuV/m) | Margin (dB) | Limit (dBuV/m) | Height (cm) | Angle (deg) | Remark (QP/PK/AV) |
|----|-----------------|----------------|----------|----------------------|-------------|----------------|-------------|-------------|-------------------|
| 1  | 5457.41         | 44.3           | 4.13     | 48.43                | -5.57       | 54             | 100         | 155         | Average           |
| 2  | 5460            | 44.49          | 4.14     | 48.63                | -5.37       | 54             | 100         | 155         | Average           |
| 3  | * 5470          | 45.31          | 4.14     | 49.45                | -4.55       | 54             | 100         | 155         | Average           |
| 4  | 5514.91         | 87.28          | 4.23     | 91.51                | 37.51       | 54             | 100         | 155         | Average           |

Note:

- "\*" means this data is the worst emission level.
- C.F (Correction Factor) = Antenna Factor (dB)+ Cable Loss (dB) – Preamplifier(dB)
- Measurement (dBuV/m) = Reading(dBuV) + C.F (Correction Factor)

|           |                         |                  |              |
|-----------|-------------------------|------------------|--------------|
| EUT       | Wifi/BT Module          | Test Date        | 2019/1/18    |
| Factor    | BBHA 9120D (1GHz~18GHz) | Temp. / Humidity | 21°C / 57%   |
| Polarity  | Horizontal              | Site / Engineer  | AC1 / Fran   |
| Test Mode | MODE4-CH155_Ant A+B     | Test Voltage     | AC 120V/60Hz |



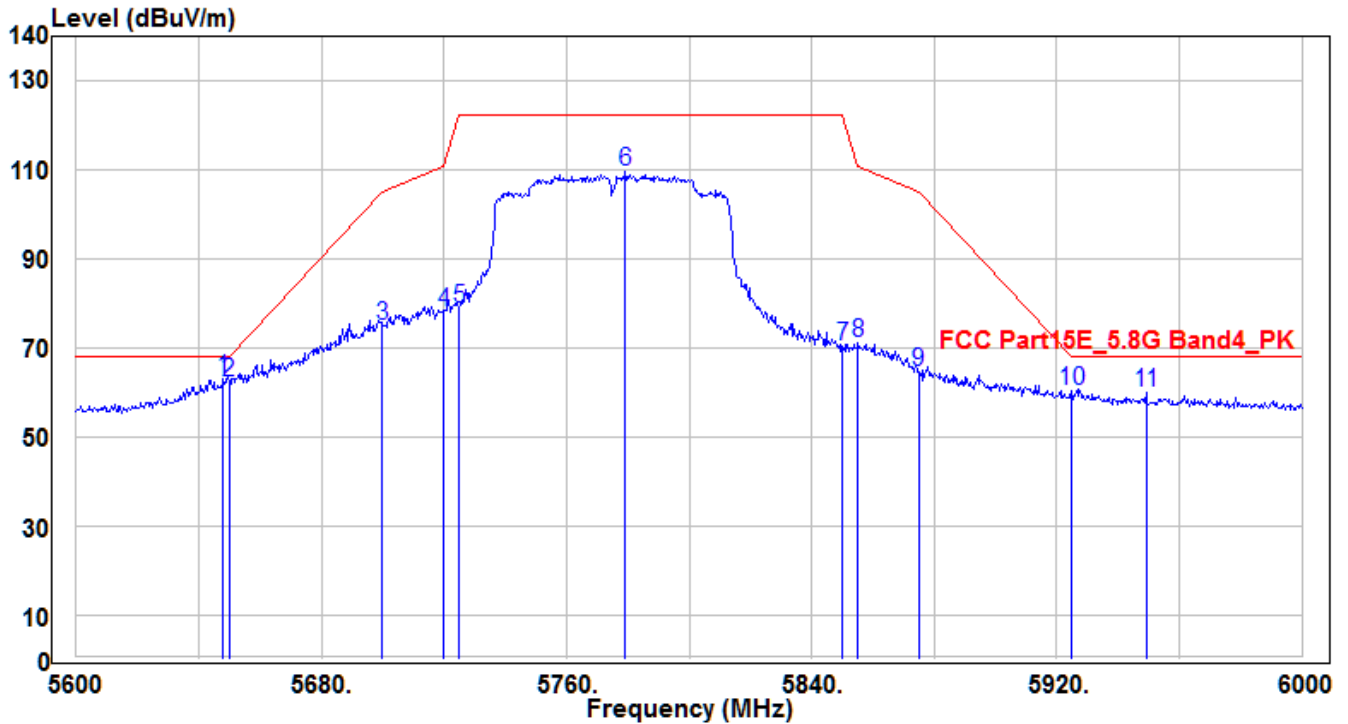
| No | Frequency (MHz) | Reading (dBuV) | C.F (dB) | Measurement (dBuV/m) | Margin (dB) | Limit (dBuV/m) | Height (cm) | Angle (deg) | Remark (QP/PK/AV) |
|----|-----------------|----------------|----------|----------------------|-------------|----------------|-------------|-------------|-------------------|
| 1  | 5636.8          | 51.6           | 4.69     | 56.29                | -11.91      | 68.2           | 125         | 170         | Peak              |
| 2  | 5650            | 50.41          | 4.75     | 55.16                | -13.04      | 68.2           | 125         | 170         | Peak              |
| 3  | 5700            | 57.36          | 4.94     | 62.3                 | -42.9       | 105.2          | 125         | 170         | Peak              |
| 4  | 5720            | 59.84          | 5.01     | 64.85                | -45.95      | 110.8          | 125         | 170         | Peak              |
| 5  | 5725            | 61.59          | 5.03     | 66.62                | -55.58      | 122.2          | 125         | 170         | Peak              |
| 6  | 5768            | 92.32          | 5.2      | 97.52                | -24.68      | 122.2          | 125         | 170         | Peak              |
| 7  | 5850            | 55.43          | 5.51     | 60.94                | -61.26      | 122.2          | 125         | 170         | Peak              |
| 8  | 5855            | 56.33          | 5.54     | 61.87                | -48.93      | 110.8          | 125         | 170         | Peak              |
| 9  | 5875            | 53.37          | 5.62     | 58.99                | -46.21      | 105.2          | 125         | 170         | Peak              |
| 10 | 5925            | 50.97          | 5.8      | 56.77                | -11.43      | 68.2           | 125         | 170         | Peak              |
| 11 | * 5956.8        | 51.92          | 5.92     | 57.84                | -10.36      | 68.2           | 125         | 170         | Peak              |

## Note:

- "\*" means this data is the worst emission level.
- C.F (Correction Factor) = Antenna Factor (dB)+ Cable Loss (dB) – Preamplifier(dB)
- Measurement (dBuV/m) = Reading(dBuV) + C.F (Correction Factor)



|           |                         |                  |              |
|-----------|-------------------------|------------------|--------------|
| EUT       | Wifi/BT Module          | Test Date        | 2019/1/18    |
| Factor    | BBHA 9120D (1GHz~18GHz) | Temp. / Humidity | 21°C / 57%   |
| Polarity  | Vertical                | Site / Engineer  | AC1 / Fran   |
| Test Mode | MODE4-CH155_Ant A+B     | Test Voltage     | AC 120V/60Hz |

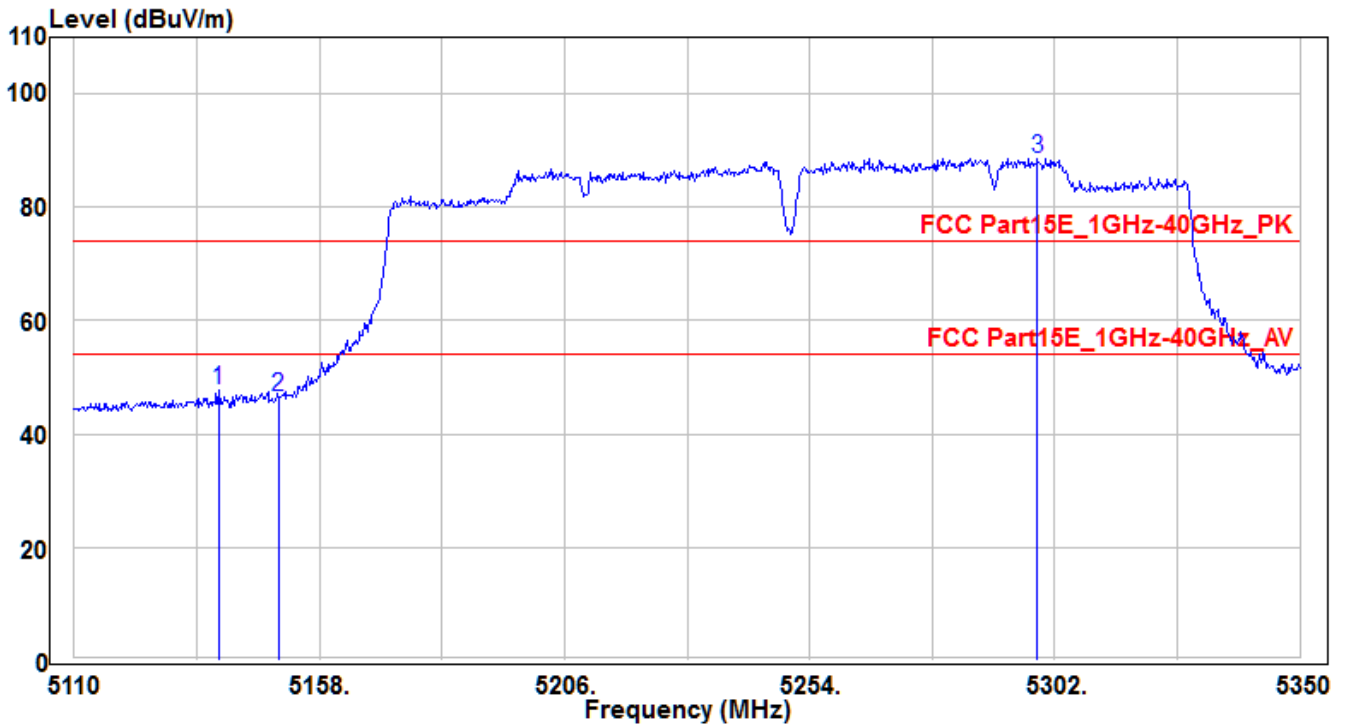


| No | Frequency (MHz) | Reading (dBuV) | C.F (dB) | Measurement (dBuV/m) | Margin (dB) | Limit (dBuV/m) | Height (cm) | Angle (deg) | Remark (QP/PK/AV) |      |
|----|-----------------|----------------|----------|----------------------|-------------|----------------|-------------|-------------|-------------------|------|
| 1  | *               | 5648           | 58.25    | 4.74                 | 62.99       | -5.21          | 68.2        | 195         | 155               | Peak |
| 2  |                 | 5650           | 57.46    | 4.75                 | 62.21       | -5.99          | 68.2        | 195         | 155               | Peak |
| 3  |                 | 5700           | 69.93    | 4.94                 | 74.87       | -30.33         | 105.2       | 195         | 155               | Peak |
| 4  |                 | 5720           | 72.97    | 5.01                 | 77.98       | -32.82         | 110.8       | 195         | 155               | Peak |
| 5  |                 | 5725           | 73.87    | 5.03                 | 78.9        | -43.3          | 122.2       | 195         | 155               | Peak |
| 6  |                 | 5779.2         | 104.21   | 5.24                 | 109.45      | -12.75         | 122.2       | 195         | 155               | Peak |
| 7  |                 | 5850           | 64.77    | 5.51                 | 70.28       | -51.92         | 122.2       | 195         | 155               | Peak |
| 8  |                 | 5855           | 65.44    | 5.54                 | 70.98       | -39.82         | 110.8       | 195         | 155               | Peak |
| 9  |                 | 5875           | 58.88    | 5.62                 | 64.5        | -40.7          | 105.2       | 195         | 155               | Peak |
| 10 |                 | 5925           | 54.7     | 5.8                  | 60.5        | -7.7           | 68.2        | 195         | 155               | Peak |
| 11 |                 | 5949.2         | 54.21    | 5.9                  | 60.11       | -8.09          | 68.2        | 195         | 155               | Peak |

Note:

1. " \* " means this data is the worst emission level.
2. C.F (Correction Factor) = Antenna Factor (dB)+ Cable Loss (dB) – Preamplifier(dB)
3. Measurement (dBuV/m) = Reading(dBuV) + C.F (Correction Factor)

|           |   |                  |              |
|-----------|---|------------------|--------------|
| EUT       | Wifi/BT Module                          | Test Date        | 2019/1/18    |
| Factor    | BBHA 9120D (1GHz~18GHz)                 | Temp. / Humidity | 21°C / 57%   |
| Polarity  | Horizontal                              | Site / Engineer  | AC1 / Fran   |
| Test Mode | MODE5-CH50_Ant A+B<br>(5110MHz-5350MHz) | Test Voltage     | AC 120V/60Hz |

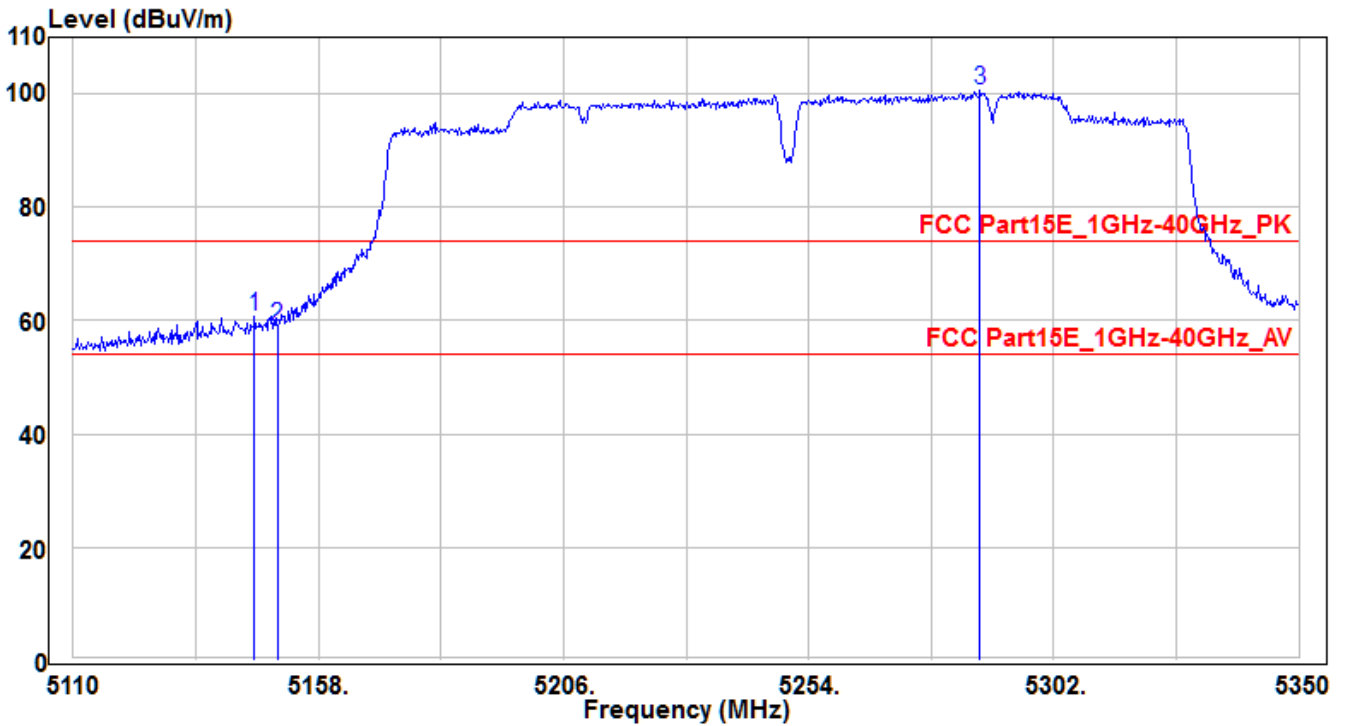


| No | Frequency (MHz) | Reading (dBUV) | C.F (dB) | Measurement (dBUV/m) | Margin (dB) | Limit (dBUV/m) | Height (cm) | Angle (deg) | Remark (QP/PK/AV) |
|----|-----------------|----------------|----------|----------------------|-------------|----------------|-------------|-------------|-------------------|
| 1  | * 5138.32       | 43.81          | 3.87     | 47.68                | -26.32      | 74             | 255         | 180         | Peak              |
| 2  | 5150            | 42.63          | 3.88     | 46.51                | -27.49      | 74             | 255         | 180         | Peak              |
| 3  | 5298.64         | 84.57          | 4        | 88.57                | 14.57       | 74             | 255         | 180         | Peak              |

Note :

- " \* " means the worst value in this measurement data °
- C.F ( Correction Factor ) = Antenna Factor (dB)+ Cable Loss (dB) – Preamplifier(dB) °
- Measurement (dBUV/m) = Reading(dBUV) + C.F ( Correction Factor ) °

|           |   |                  |              |
|-----------|---|------------------|--------------|
| EUT       | Wifi/BT Module                          | Test Date        | 2019/1/18    |
| Factor    | BBHA 9120D (1GHz~18GHz)                 | Temp. / Humidity | 21°C / 57%   |
| Polarity  | Vertical                                | Site / Engineer  | AC1 / Fran   |
| Test Mode | MODE5-CH50_Ant A+B<br>(5110MHz-5350MHz) | Test Voltage     | AC 120V/60Hz |

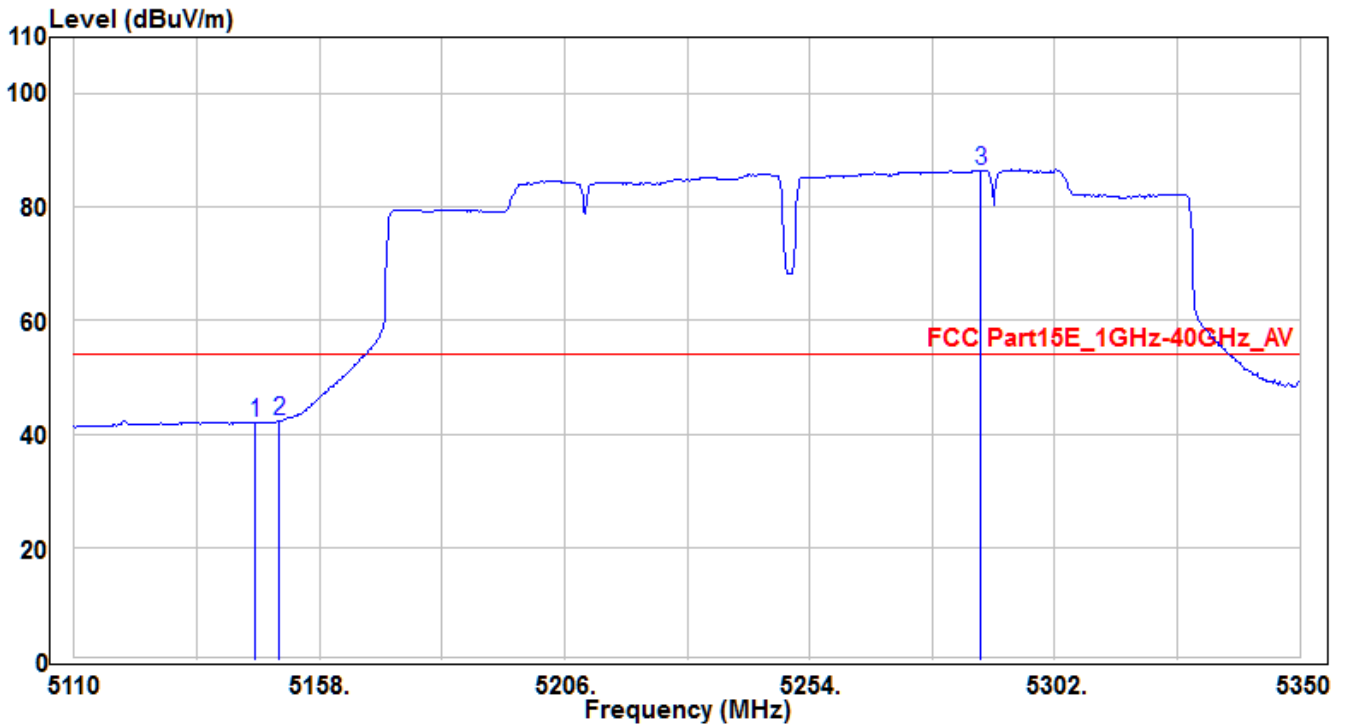


| No | Frequency (MHz) | Reading (dBuV) | C.F (dB) | Measurement (dBuV/m) | Margin (dB) | Limit (dBuV/m) | Height (cm) | Angle (deg) | Remark (QP/PK/AV) |
|----|-----------------|----------------|----------|----------------------|-------------|----------------|-------------|-------------|-------------------|
| 1  | * 5145.52       | 56.76          | 3.87     | 60.63                | -13.37      | 74             | 160         | 160         | Peak              |
| 2  | 5150            | 55.17          | 3.88     | 59.05                | -14.95      | 74             | 160         | 160         | Peak              |
| 3  | 5287.6          | 96.51          | 3.99     | 100.5                | 26.5        | 74             | 160         | 160         | Peak              |

Note :

- "\*" means the worst value in this measurement data °
- C.F ( Correction Factor ) = Antenna Factor (dB)+ Cable Loss (dB) – Preamplifier(dB) °
- Measurement (dBuV/m) = Reading(dBuV) + C.F ( Correction Factor ) °

|           |   |                  |              |
|-----------|---|------------------|--------------|
| EUT       | Wifi/BT Module                          | Test Date        | 2019/1/18    |
| Factor    | BBHA 9120D (1GHz~18GHz)                 | Temp. / Humidity | 21°C / 57%   |
| Polarity  | Vertical                                | Site / Engineer  | AC1 / Fran   |
| Test Mode | MODE5-CH50_Ant A+B<br>(5110MHz-5350MHz) | Test Voltage     | AC 120V/60Hz |

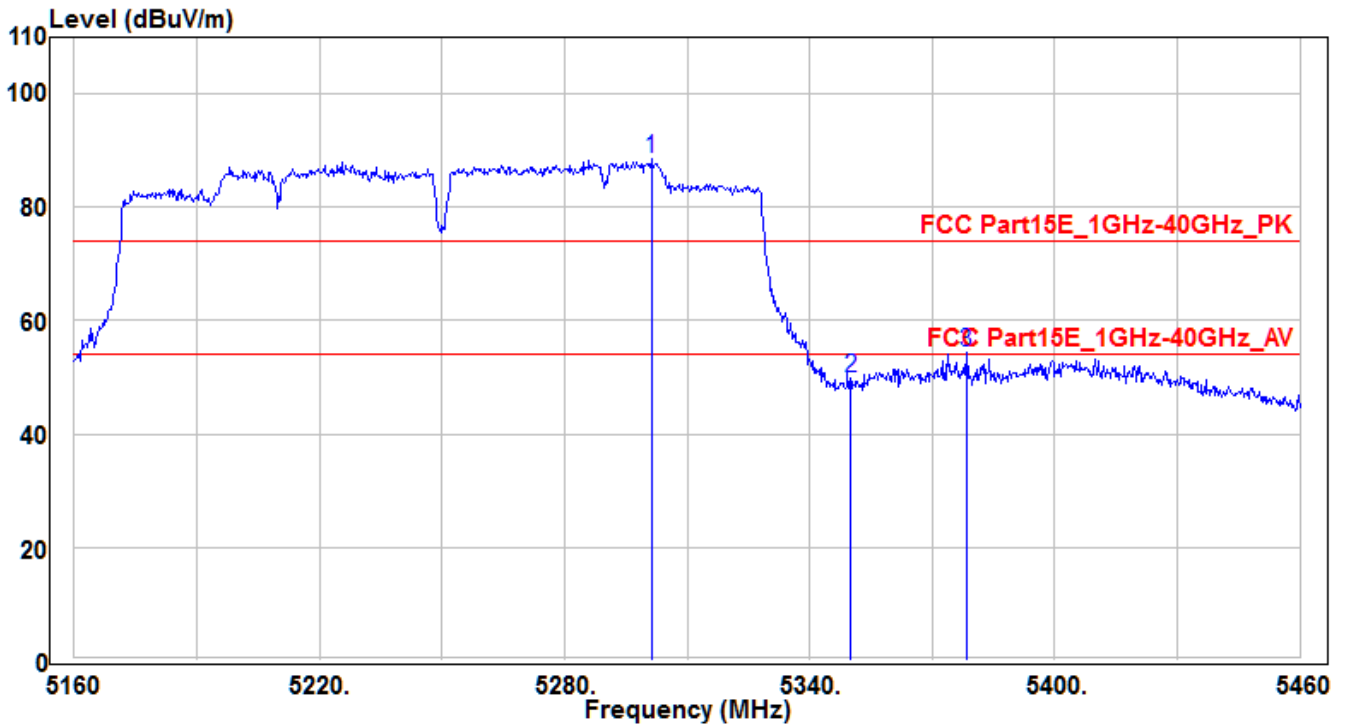


| No | Frequency (MHz) | Reading (dBuV) | C.F (dB) | Measurement (dBuV/m) | Margin (dB) | Limit (dBuV/m) | Height (cm) | Angle (deg) | Remark (QP/PK/AV) |
|----|-----------------|----------------|----------|----------------------|-------------|----------------|-------------|-------------|-------------------|
| 1  | 5145.52         | 38.19          | 3.87     | 42.06                | -11.94      | 54             | 160         | 160         | Average           |
| 2  | * 5150.08       | 38.39          | 3.88     | 42.27                | -11.73      | 54             | 160         | 160         | Average           |
| 3  | 5287.6          | 82.5           | 3.99     | 86.49                | 32.49       | 54             | 160         | 160         | Average           |

Note :

- " \* " means the worst value in this measurement data °
- C.F ( Correction Factor ) = Antenna Factor (dB)+ Cable Loss (dB) – Preamplifier(dB) °
- Measurement (dBuV/m) = Reading(dBuV) + C.F ( Correction Factor ) °

|           |   |                  |              |
|-----------|---|------------------|--------------|
| EUT       | Wifi/BT Module                          | Test Date        | 2019/1/18    |
| Factor    | BBHA 9120D (1GHz~18GHz)                 | Temp. / Humidity | 21°C / 57%   |
| Polarity  | Horizontal                              | Site / Engineer  | AC1 / Fran   |
| Test Mode | MODE5-CH50_Ant A+B<br>(5160MHz-5460MHz) | Test Voltage     | AC 120V/60Hz |

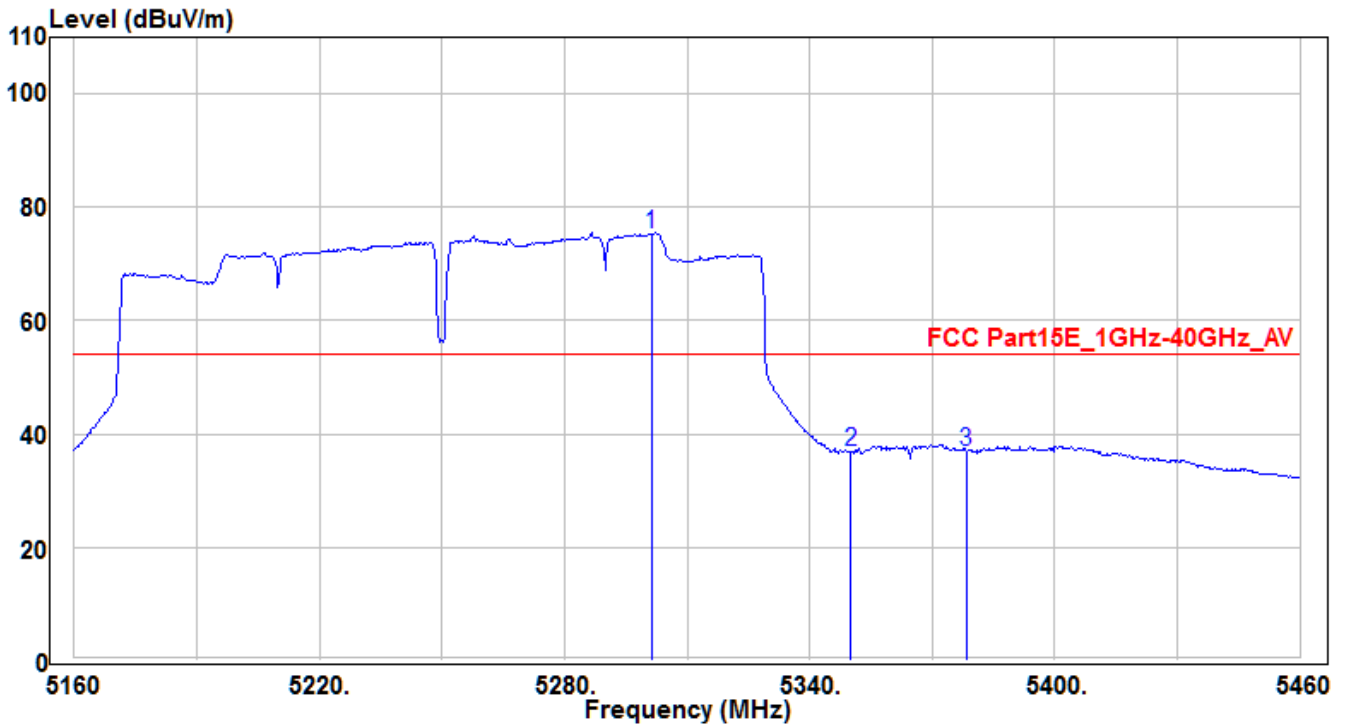


| No | Frequency (MHz) | Reading (dBuV) | C.F (dB) | Measurement (dBuV/m) | Margin (dB) | Limit (dBuV/m) | Height (cm) | Angle (deg) | Remark (QP/PK/AV) |
|----|-----------------|----------------|----------|----------------------|-------------|----------------|-------------|-------------|-------------------|
| 1  | 5301.3          | 84.69          | 4        | 88.69                | 14.69       | 74             | 255         | 180         | Peak              |
| 2  | 5350            | 45.79          | 4.04     | 49.83                | -24.17      | 74             | 255         | 180         | Peak              |
| 3  | * 5378.4        | 50.48          | 4.07     | 54.55                | -19.45      | 74             | 255         | 180         | Peak              |

Note :

- " \* " means the worst value in this measurement data °
- C.F ( Correction Factor ) = Antenna Factor (dB)+ Cable Loss (dB) – Preamplifier(dB) °
- Measurement (dBuV/m) = Reading(dBuV) + C.F ( Correction Factor ) °

|           |   |                  |              |
|-----------|---|------------------|--------------|
| EUT       | Wifi/BT Module                          | Test Date        | 2019/1/18    |
| Factor    | BBHA 9120D (1GHz~18GHz)                 | Temp. / Humidity | 21°C / 57%   |
| Polarity  | Horizontal                              | Site / Engineer  | AC1 / Fran   |
| Test Mode | MODE5-CH50_Ant A+B<br>(5160MHz-5460MHz) | Test Voltage     | AC 120V/60Hz |

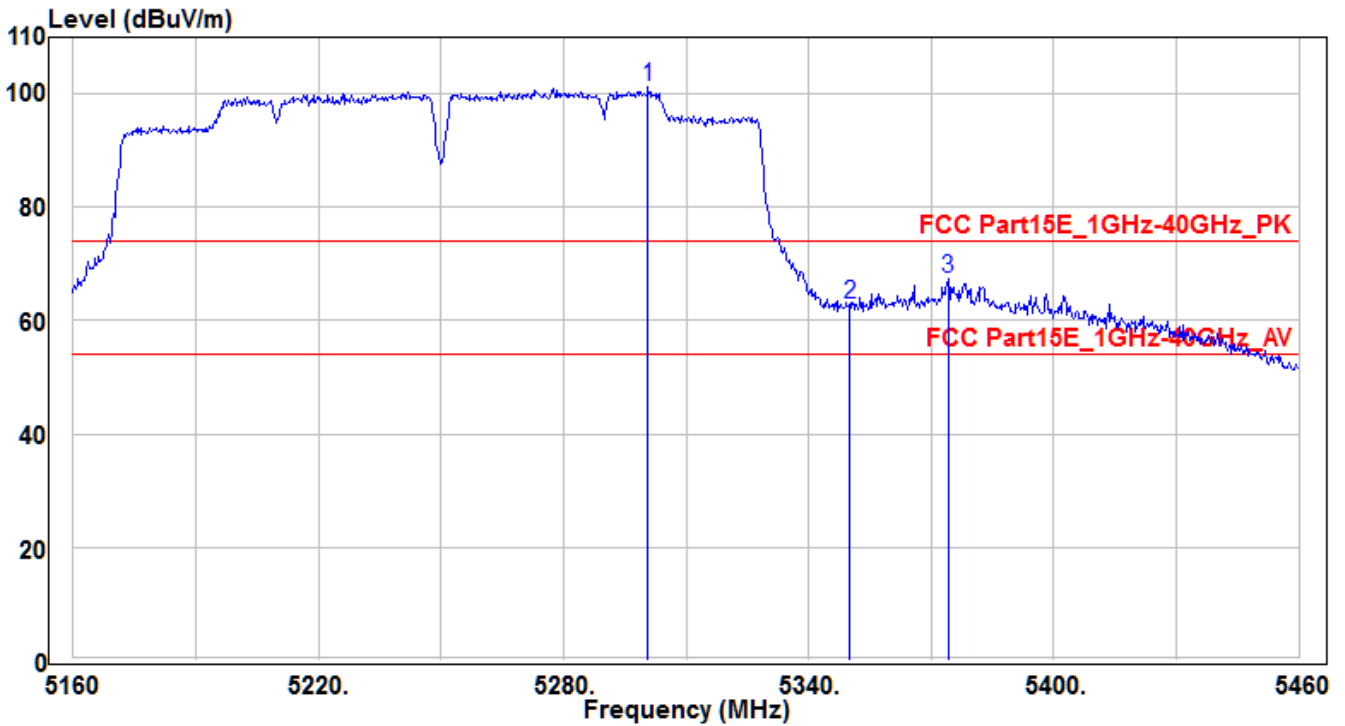


| No | Frequency (MHz) | Reading (dBuV) | C.F (dB) | Measurement (dBuV/m) | Margin (dB) | Limit (dBuV/m) | Height (cm) | Angle (deg) | Remark (QP/PK/AV) |
|----|-----------------|----------------|----------|----------------------|-------------|----------------|-------------|-------------|-------------------|
| 1  | 5301.3          | 71.19          | 4        | 75.19                | 21.19       | 54             | 255         | 180         | Average           |
| 2  | 5350            | 32.86          | 4.04     | 36.9                 | -17.1       | 54             | 255         | 180         | Average           |
| 3  | * 5378.4        | 32.86          | 4.07     | 36.93                | -17.07      | 54             | 255         | 180         | Average           |

Note :

- " \* " means the worst value in this measurement data °
- C.F ( Correction Factor ) = Antenna Factor (dB)+ Cable Loss (dB) – Preamplifier(dB) °
- Measurement (dBuV/m) = Reading(dBuV) + C.F ( Correction Factor ) °

|           |   |                  |              |
|-----------|---|------------------|--------------|
| EUT       | Wifi/BT Module                          | Test Date        | 2019/1/18    |
| Factor    | BBHA 9120D (1GHz~18GHz)                 | Temp. / Humidity | 21°C / 57%   |
| Polarity  | Vertical                                | Site / Engineer  | AC1 / Fran   |
| Test Mode | MODE5-CH50_Ant A+B<br>(5160MHz-5460MHz) | Test Voltage     | AC 120V/60Hz |

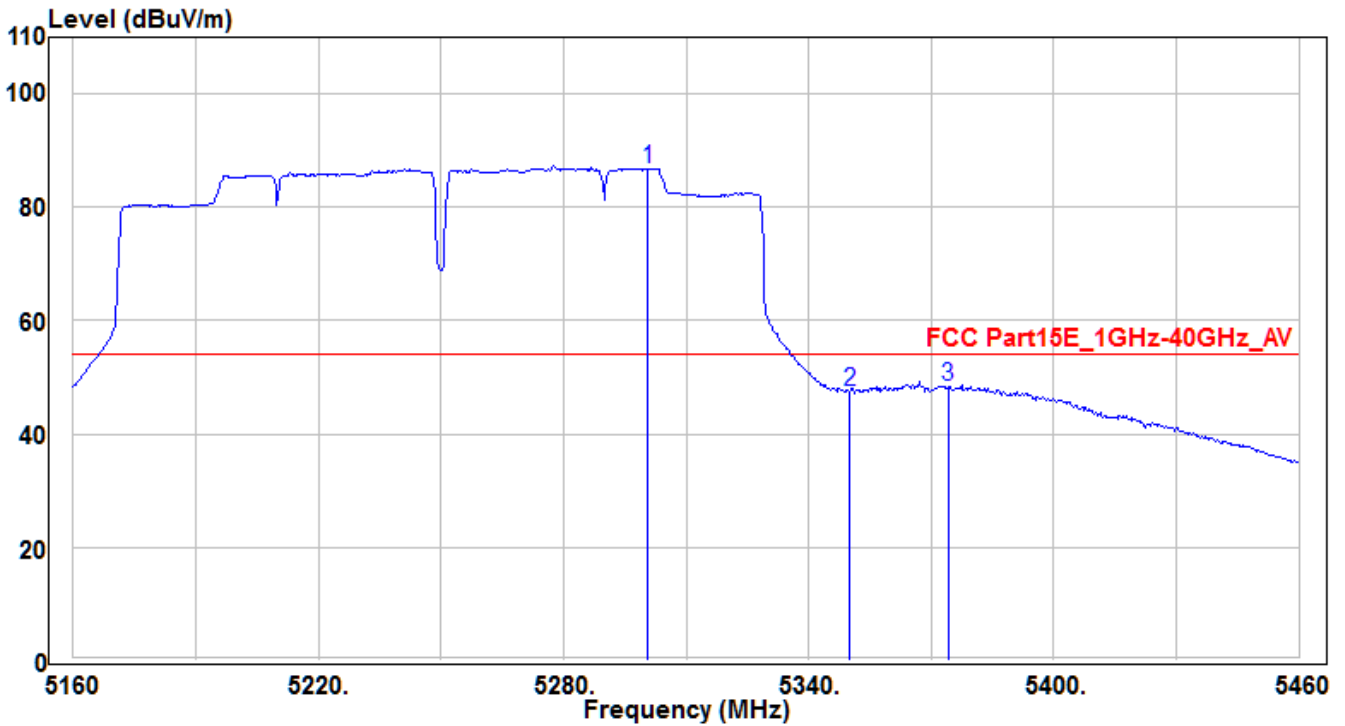


| No | Frequency (MHz) | Reading (dBuV) | C.F (dB) | Measurement (dBuV/m) | Margin (dB) | Limit (dBuV/m) | Height (cm) | Angle (deg) | Remark (QP/PK/AV) |
|----|-----------------|----------------|----------|----------------------|-------------|----------------|-------------|-------------|-------------------|
| 1  | 5300.7          | 97.36          | 4        | 101.36               | 27.36       | 74             | 160         | 160         | Peak              |
| 2  | 5350            | 58.9           | 4.04     | 62.94                | -11.06      | 74             | 160         | 160         | Peak              |
| 3  | * 5374.2        | 63.24          | 4.06     | 67.3                 | -6.7        | 74             | 160         | 160         | Peak              |

Note :

- "\*" means the worst value in this measurement data °
- C.F ( Correction Factor ) = Antenna Factor (dB)+ Cable Loss (dB) – Preamplifier(dB) °
- Measurement (dBuV/m) = Reading(dBuV) + C.F ( Correction Factor ) °

|           |   |                  |              |
|-----------|---|------------------|--------------|
| EUT       | Wifi/BT Module                          | Test Date        | 2019/1/18    |
| Factor    | BBHA 9120D (1GHz~18GHz)                 | Temp. / Humidity | 21°C / 57%   |
| Polarity  | Vertical                                | Site / Engineer  | AC1 / Fran   |
| Test Mode | MODE5-CH50_Ant A+B<br>(5160MHz-5460MHz) | Test Voltage     | AC 120V/60Hz |



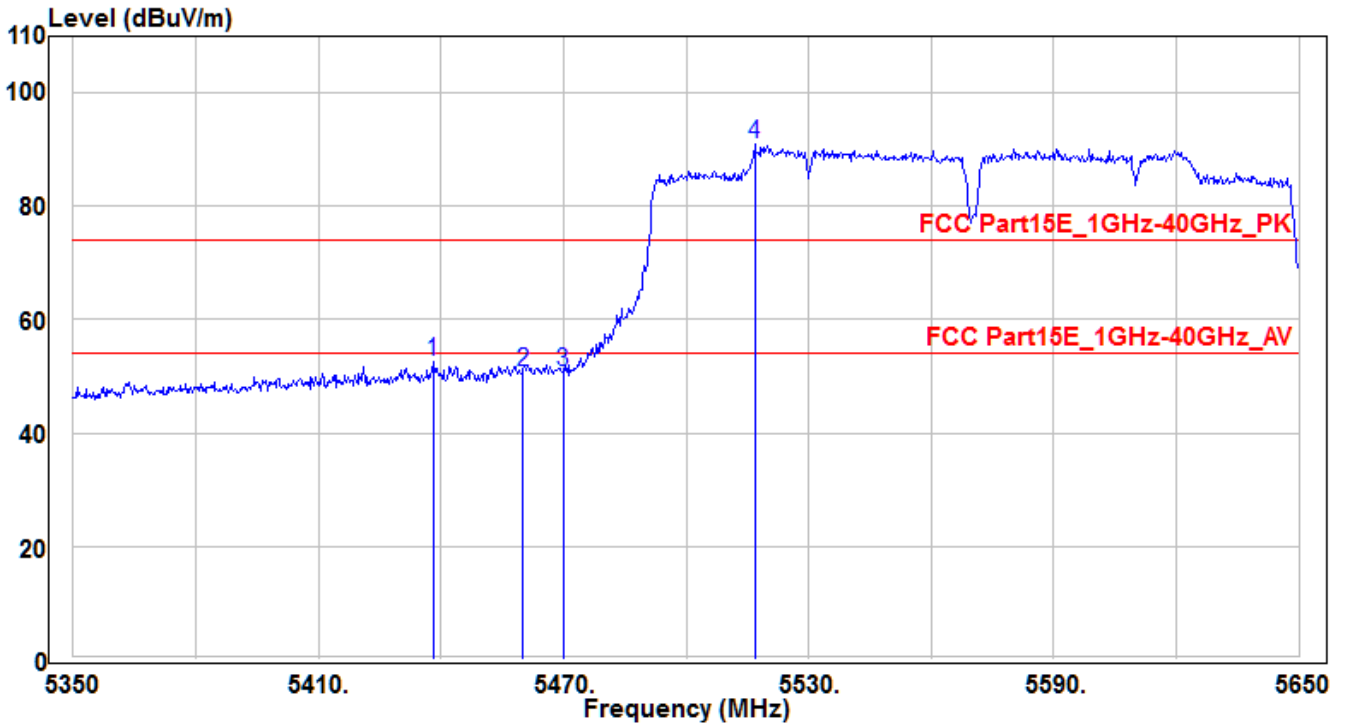
| No | Frequency (MHz) | Reading (dBuV) | C.F (dB) | Measurement (dBuV/m) | Margin (dB) | Limit (dBuV/m) | Height (cm) | Angle (deg) | Remark (QP/PK/AV) |
|----|-----------------|----------------|----------|----------------------|-------------|----------------|-------------|-------------|-------------------|
| 1  | 5300.7          | 82.81          | 4        | 86.81                | 32.81       | 54             | 160         | 160         | Average           |
| 2  | 5350            | 43.55          | 4.04     | 47.59                | -6.41       | 54             | 160         | 160         | Average           |
| 3  | * 5374.2        | 44.25          | 4.06     | 48.31                | -5.69       | 54             | 160         | 160         | Average           |

Note :

- "\*" means the worst value in this measurement data °
- C.F ( Correction Factor ) = Antenna Factor (dB)+ Cable Loss (dB) – Preamplifier(dB) °
- Measurement (dBuV/m) = Reading(dBuV) + C.F ( Correction Factor ) °



|           |                         |                  |              |
|-----------|-------------------------|------------------|--------------|
| EUT       | Wifi/BT Module          | Test Date        | 2019/1/18    |
| Factor    | BBHA 9120D (1GHz~18GHz) | Temp. / Humidity | 21°C / 57%   |
| Polarity  | Horizontal              | Site / Engineer  | AC1 / Fran   |
| Test Mode | MODE5-CH114_Ant A+B     | Test Voltage     | AC 120V/60Hz |

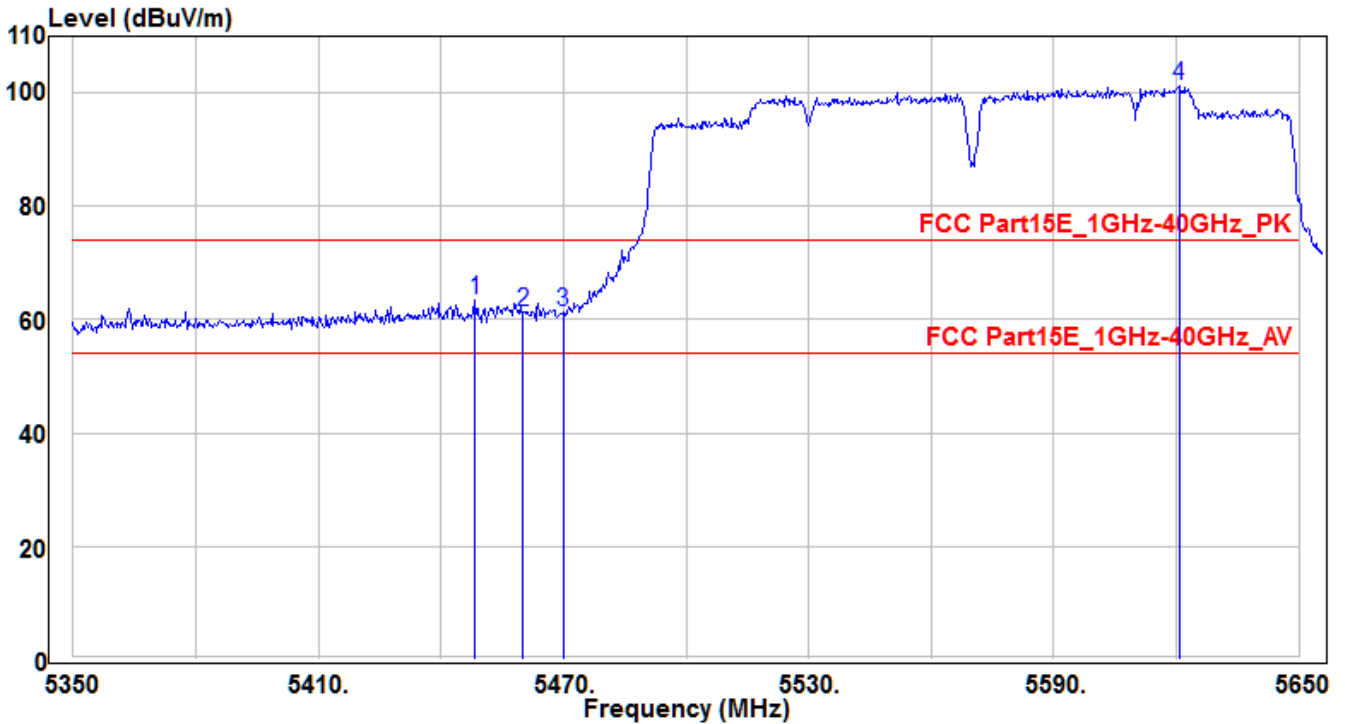


| No | Frequency (MHz) | Reading (dBuV) | C.F (dB) | Measurement (dBuV/m) | Margin (dB) | Limit (dBuV/m) | Height (cm) | Angle (deg) | Remark (QP/PK/AV) |      |
|----|-----------------|----------------|----------|----------------------|-------------|----------------|-------------|-------------|-------------------|------|
| 1  | *               | 5438.2         | 48.35    | 4.12                 | 52.47       | -21.53         | 74          | 170         | 140               | Peak |
| 2  |                 | 5460           | 46.64    | 4.14                 | 50.78       | -23.22         | 74          | 170         | 140               | Peak |
| 3  |                 | 5470           | 46.58    | 4.14                 | 50.72       | -23.28         | 74          | 170         | 140               | Peak |
| 4  |                 | 5516.8         | 86.71    | 4.23                 | 90.94       | 16.94          | 74          | 170         | 140               | Peak |

Note :

- "\*" means the worst value in this measurement data °
- C.F ( Correction Factor ) = Antenna Factor (dB)+ Cable Loss (dB) – Preamplifier(dB) °
- Measurement (dBuV/m) = Reading(dBuV) + C.F ( Correction Factor ) °

|           |                         |                  |              |
|-----------|-------------------------|------------------|--------------|
| EUT       | Wifi/BT Module          | Test Date        | 2019/1/18    |
| Factor    | BBHA 9120D (1GHz~18GHz) | Temp. / Humidity | 21°C / 57%   |
| Polarity  | Vertical                | Site / Engineer  | AC1 / Fran   |
| Test Mode | MODE5-CH114_Ant A+B     | Test Voltage     | AC 120V/60Hz |

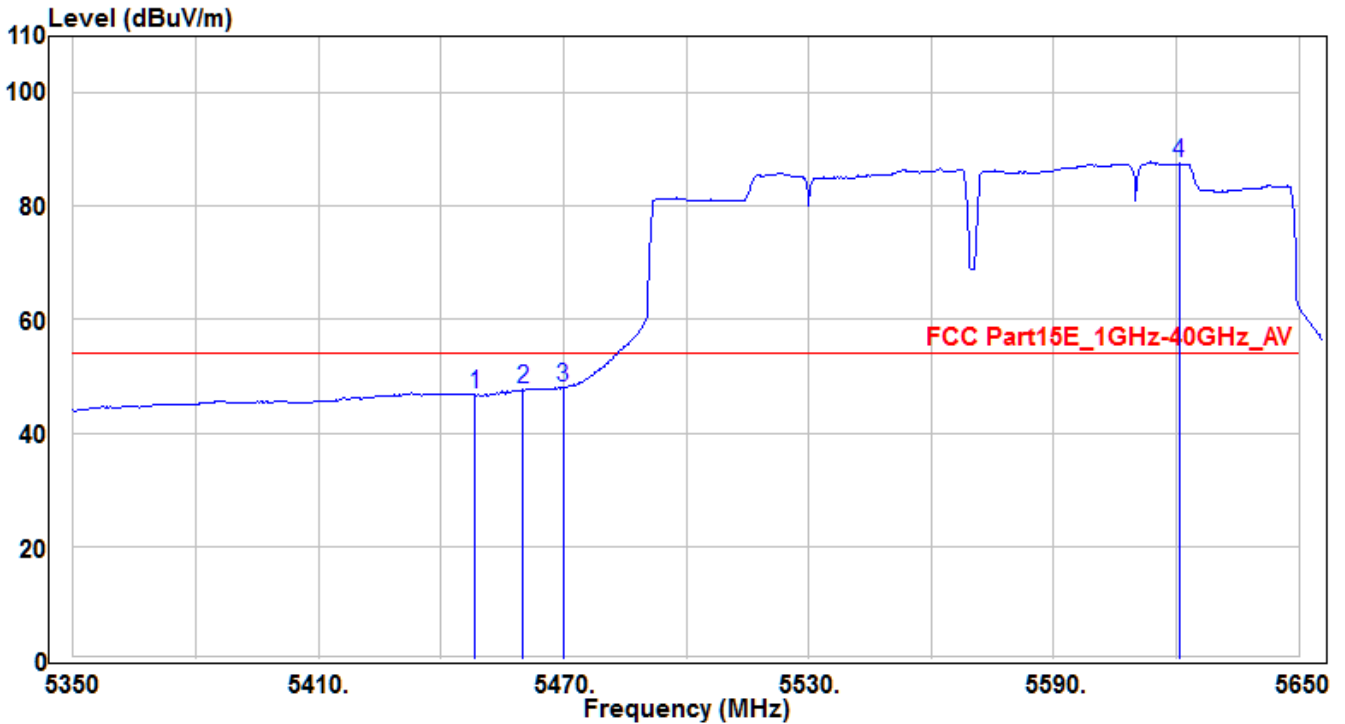


| No | Frequency (MHz) | Reading (dBuV) | C.F (dB) | Measurement (dBuV/m) | Margin (dB) | Limit (dBuV/m) | Height (cm) | Angle (deg) | Remark (QP/PK/AV) |
|----|-----------------|----------------|----------|----------------------|-------------|----------------|-------------|-------------|-------------------|
| 1  | * 5448.27       | 59.24          | 4.13     | 63.37                | -10.63      | 74             | 150         | 155         | Peak              |
| 2  | 5460            | 57.35          | 4.14     | 61.49                | -12.51      | 74             | 150         | 155         | Peak              |
| 3  | 5470            | 57.22          | 4.14     | 61.36                | -12.64      | 74             | 150         | 155         | Peak              |
| 4  | 5620.63         | 96.52          | 4.63     | 101.15               | 27.15       | 74             | 150         | 155         | Peak              |

Note :

1. " \* " means the worst value in this measurement data °
2. C.F ( Correction Factor ) = Antenna Factor (dB)+ Cable Loss (dB) – Preamplifier(dB) °
3. Measurement (dBuV/m) = Reading(dBuV) + C.F ( Correction Factor ) °

|           |                         |                  |              |
|-----------|-------------------------|------------------|--------------|
| EUT       | Wifi/BT Module          | Test Date        | 2019/1/18    |
| Factor    | BBHA 9120D (1GHz~18GHz) | Temp. / Humidity | 21°C / 57%   |
| Polarity  | Vertical                | Site / Engineer  | AC1 / Fran   |
| Test Mode | MODE5-CH114_Ant A+B     | Test Voltage     | AC 120V/60Hz |



| No | Frequency (MHz) | Reading (dBuV) | C.F (dB) | Measurement (dBuV/m) | Margin (dB) | Limit (dBuV/m) | Height (cm) | Angle (deg) | Remark (QP/PK/AV) |
|----|-----------------|----------------|----------|----------------------|-------------|----------------|-------------|-------------|-------------------|
| 1  | 5448.27         | 42.6           | 4.13     | 46.73                | -7.27       | 54             | 150         | 155         | Average           |
| 2  | 5460            | 43.5           | 4.14     | 47.64                | -6.36       | 54             | 150         | 155         | Average           |
| 3  | * 5470          | 43.88          | 4.14     | 48.02                | -5.98       | 54             | 150         | 155         | Average           |
| 4  | 5620.63         | 82.92          | 4.63     | 87.55                | 33.55       | 54             | 150         | 155         | Average           |

Note :

1. " \* " means the worst value in this measurement data °
2. C.F ( Correction Factor ) = Antenna Factor (dB)+ Cable Loss (dB) – Preamplifier(dB) °
3. Measurement (dBuV/m) = Reading(dBuV) + C.F ( Correction Factor ) °

## 7.9. AC Conducted Emissions Measurement

### 7.9.1. Test Limit

| FCC Part 15.207 Limits |                 |                 |
|------------------------|-----------------|-----------------|
| Frequency (MHz)        | QP (dB $\mu$ V) | AV (dB $\mu$ V) |
| 0.15 ~ 0.50            | 66 ~ 56         | 56 ~ 46         |
| 0.50 ~ 5.0             | 56              | 46              |
| 5.0 ~ 30               | 60              | 50              |

Note 1: The lower limit shall apply at the transition frequencies.

Note 2: The limit decreases linearly with the logarithm of the frequency in the range 0.15MHz to 0.5MHz.

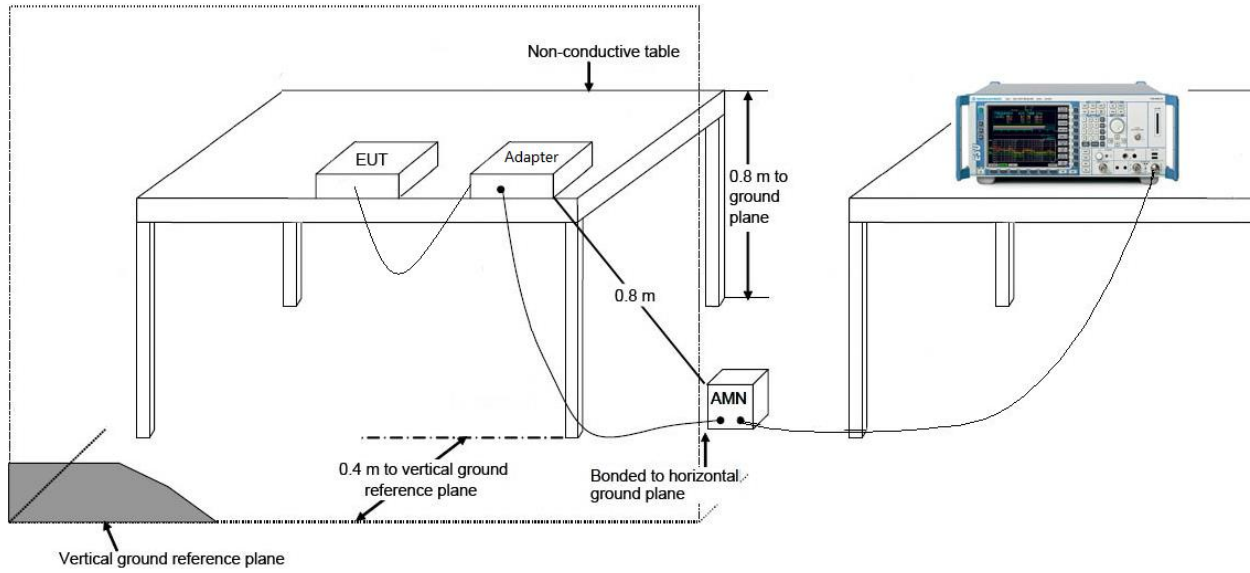
### 7.9.2. Test Procedure

The EUT was setup according to ANSI C63.4, 2009 and tested according to KDB 789033 for compliance to FCC 47CFR 15.247 requirements. The EUT was placed on a platform of nominal size, 1 m by 1.5 m, raised 80 cm above the conducting ground plane. The vertical conducting plane was located 40 cm to the rear of the EUT. All other surfaces of EUT were at least 80 cm from any other grounded conducting surface. The EUT and simulators are connected to the main power through a line impedance stabilization network (LISN). The LISN provides a 50 ohm /50uH coupling impedance for the measuring equipment. The peripheral devices are also connected to the main power through a LISN. (Please refer to the block diagram of the test setup and photographs) Each current-carrying conductor of the EUT power cord, except the ground (safety) conductor, was individually connected through a LISN to the input power source.

The excess length of the power cord between the EUT and the LISN receptacle were folded back and forth at the center of the lead to form a bundle not exceeding 40 cm in length.

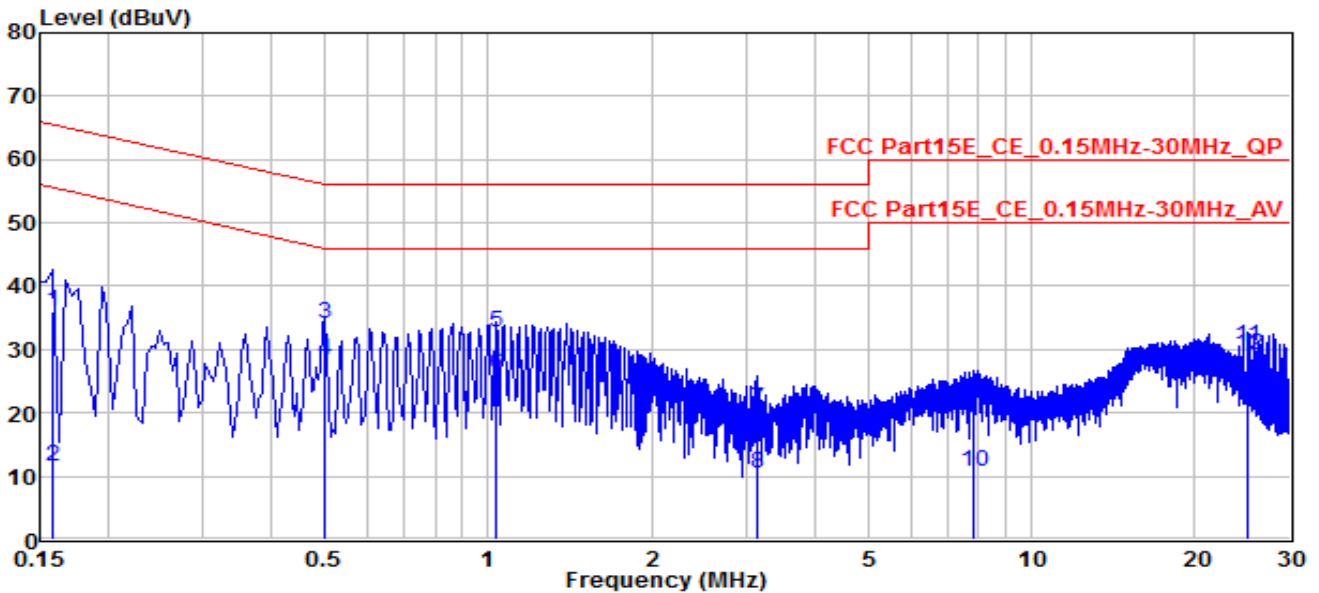
Conducted emissions were investigated over the frequency range from 0.15MHz to 30MHz using a receiver bandwidth of 9 kHz.

### 7.9.3. Test Setup



### 7.9.4. Test Result

|           |                          |                  |             |
|-----------|--------------------------|------------------|-------------|
| EUT       | Wifi/BT Module           | Test Date        | 2018/12/16  |
| Factor    | CE_ENV216-L1 (Filter ON) | Temp. / Humidity | 24°C / 55%  |
| Polarity  | Line1                    | Site / Engineer  | SR2 / Fran  |
| Test Mode | MODE2                    | Test Voltage     | AC120V/60Hz |

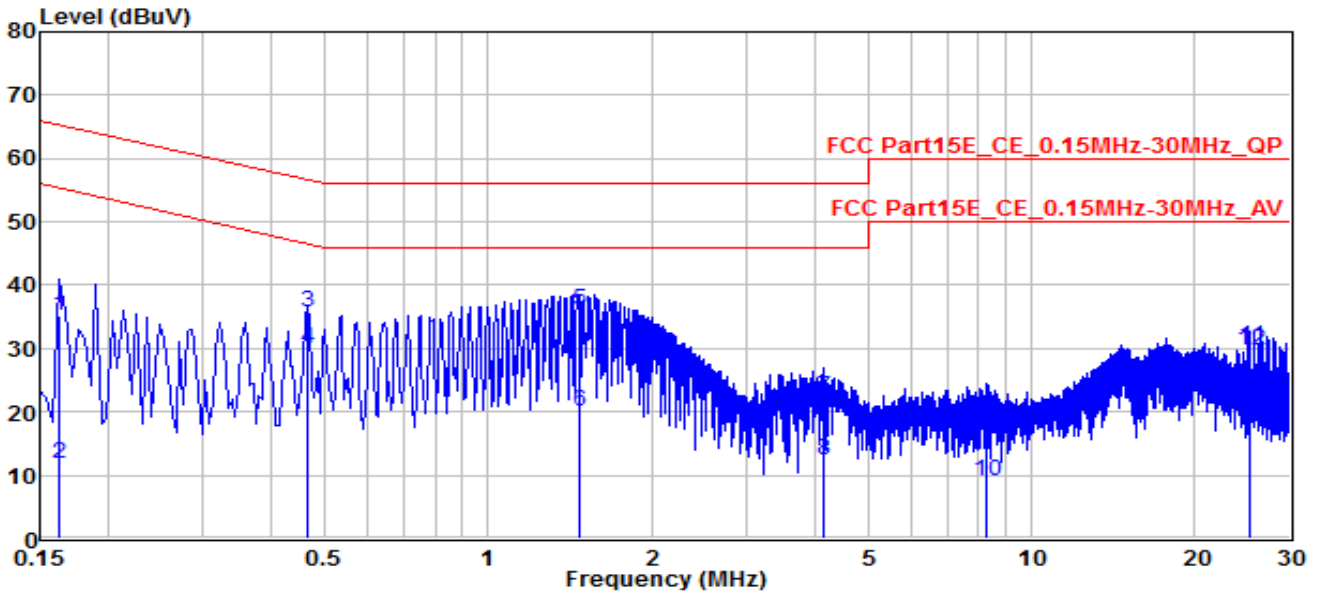


| No | Frequency (MHz) | Reading (dBuV) | C.F (dB) | Measurement (dBuV) | Margin (dB) | Limit (dBuV) | Remark (QP/PK/AV) |
|----|-----------------|----------------|----------|--------------------|-------------|--------------|-------------------|
| 1  | 0.159           | 26.06          | 10.08    | 36.14              | -29.38      | 65.52        | QP                |
| 2  | 0.159           | 1.4            | 10.08    | 11.48              | -44.04      | 55.52        | Average           |
| 3  | * 0.50096       | 23.91          | 10.11    | 34.02              | -21.98      | 56           | QP                |
| 4  | * 0.50096       | 18.14          | 10.11    | 28.25              | -17.75      | 46           | Average           |
| 5  | 1.036           | 22.77          | 9.89     | 32.66              | -23.34      | 56           | QP                |
| 6  | 1.036           | 16.32          | 9.89     | 26.21              | -19.79      | 46           | Average           |
| 7  | 3.142           | 10.87          | 9.82     | 20.69              | -35.31      | 56           | QP                |
| 8  | 3.142           | 0.64           | 9.82     | 10.46              | -35.54      | 46           | Average           |
| 9  | 7.867           | 11.29          | 9.81     | 21.1               | -38.9       | 60           | QP                |
| 10 | 7.867           | 1.04           | 9.81     | 10.85              | -39.15      | 50           | Average           |
| 11 | 24.938          | 20.41          | 10.05    | 30.46              | -29.54      | 60           | QP                |
| 12 | 24.938          | 19.19          | 10.05    | 29.24              | -20.76      | 50           | Average           |

Note:

- " \* ", means this data is the worst emission level.
- C.F (Correction Factor) = Factor (dB)+ Cable Loss (dB)
- Measurement (dBuV) = Reading(dBuV)+ C.F (Correction Factor)

|           |                         |                  |             |
|-----------|-------------------------|------------------|-------------|
| EUT       | Wifi/BT Module          | Test Date        | 2018/12/16  |
| Factor    | CE_ENV216-N (Filter ON) | Temp. / Humidity | 24°C / 55%  |
| Polarity  | Neutral                 | Site / Engineer  | SR2 / Fran  |
| Test Mode | MODE2                   | Test Voltage     | AC120V/60Hz |



| No |   | Frequency (MHz) | Reading (dBuV) | C.F (dB) | Measurement (dBuV) | Margin (dB) | Limit (dBuV) | Remark (QP/PK/AV) |
|----|---|-----------------|----------------|----------|--------------------|-------------|--------------|-------------------|
| 1  |   | 0.1635          | 25.08          | 10.1     | 35.18              | -30.1       | 65.28        | QP                |
| 2  |   | 0.1635          | 1.84           | 10.1     | 11.94              | -43.34      | 55.28        | Average           |
| 3  | * | 0.46497         | 25.7           | 10.1     | 35.8               | -20.8       | 56.6         | QP                |
| 4  | * | 0.46497         | 19.96          | 10.1     | 30.06              | -16.54      | 46.6         | Average           |
| 5  |   | 1.473           | 26.2           | 9.88     | 36.08              | -19.92      | 56           | QP                |
| 6  |   | 1.473           | 10.1           | 9.88     | 19.98              | -26.02      | 46           | Average           |
| 7  |   | 4.137           | 12.41          | 9.77     | 22.18              | -33.82      | 56           | QP                |
| 8  |   | 4.137           | 2.59           | 9.77     | 12.36              | -33.64      | 46           | Average           |
| 9  |   | 8.245           | 8.38           | 9.81     | 18.19              | -41.81      | 60           | QP                |
| 10 |   | 8.245           | -0.63          | 9.81     | 9.18               | -40.82      | 50           | Average           |
| 11 |   | 25.329          | 20.12          | 10.11    | 30.23              | -29.77      | 60           | QP                |
| 12 |   | 25.329          | 19.5           | 10.11    | 29.61              | -20.39      | 50           | Average           |

Note:

- " \* ", means this data is the worst emission level.
- C.F (Correction Factor) = Factor (dB)+ Cable Loss (dB)
- Measurement (dBuV) = Reading(dBuV)+ C.F (Correction Factor)

## 8. CONCLUSION

The data collected relate only the item(s) tested and show that the HPE EL300 Converged Edge System is in compliance with Part 15E of the FCC Rules & IC Rules.

————— The End —————