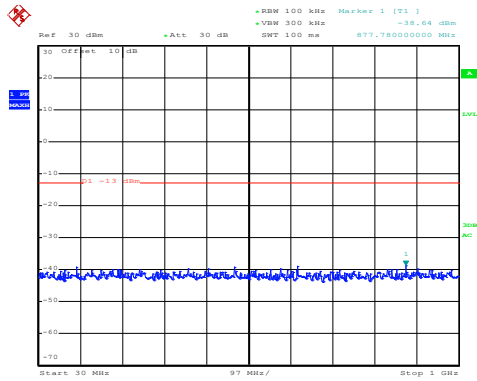
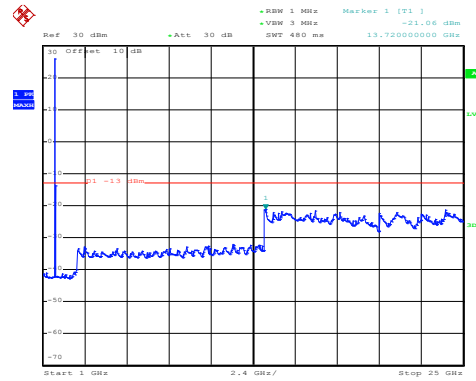


LTE Band 4: 16 QAM & RB Size 1
 BW: 5MHz
 Lowest channel



Date: 8.JAN.2019 02:15:43

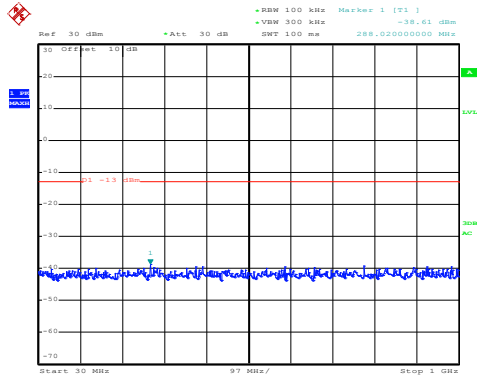
30MHz~1GHz



Date: 9.JAN.2019 00:54:20

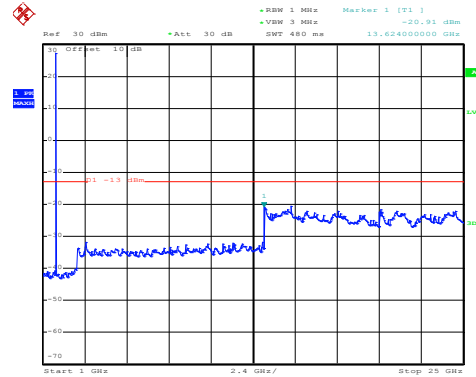
1GHz~25GHz

Middle channel



Date: 8.JAN.2019 02:15:53

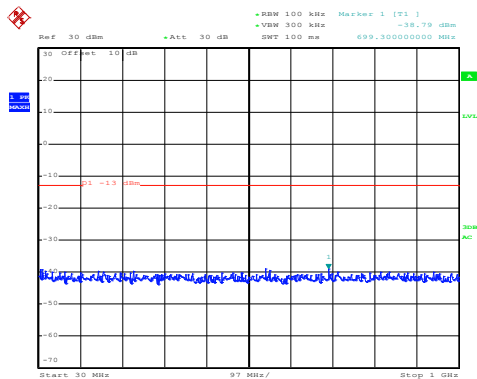
30MHz~1GHz



Date: 9.JAN.2019 00:53:46

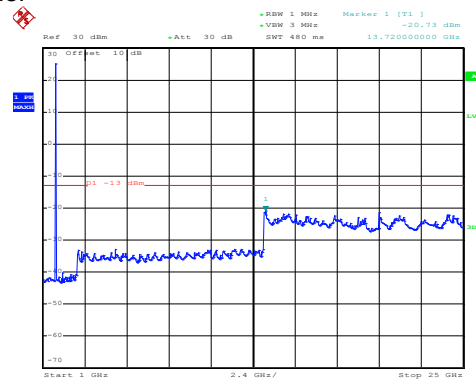
1GHz~25GHz

High channel



Date: 8.JAN.2019 02:16:25

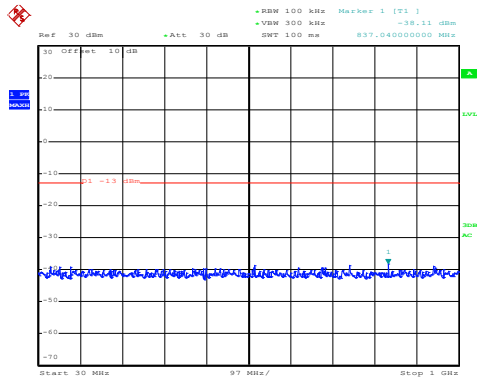
30MHz~1GHz



Date: 9.JAN.2019 00:52:10

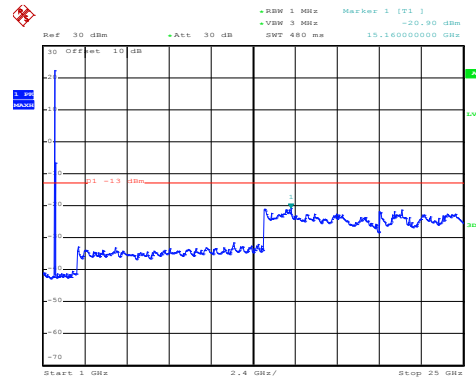
1GHz~25GHz

LTE Band 4: 16 QAM & RB Size 25 BW: 5MHz Lowest channel



Date: 8.JAN.2019 02:15:25

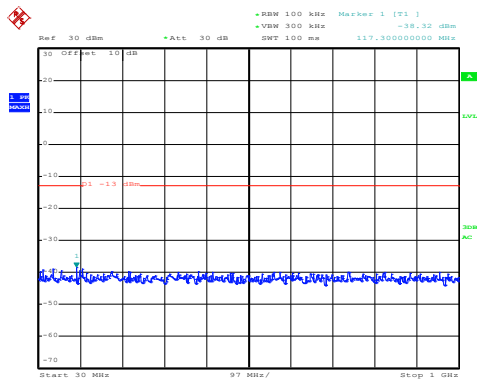
30MHz~1GHz



Date: 9.JAN.2019 00:55:00

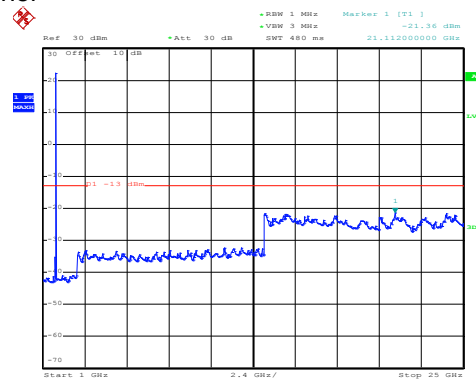
1GHz~25GHz

Middle channel



Date: 8.JAN.2019 02:16:06

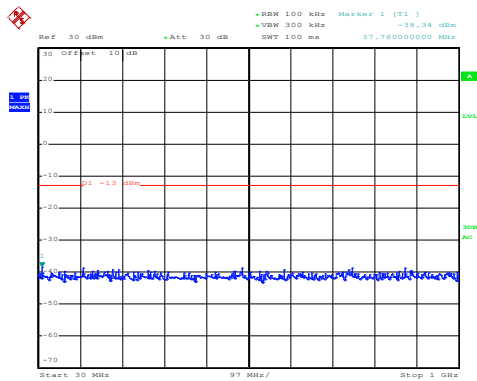
30MHz~1GHz



Date: 9.JAN.2019 00:53:14

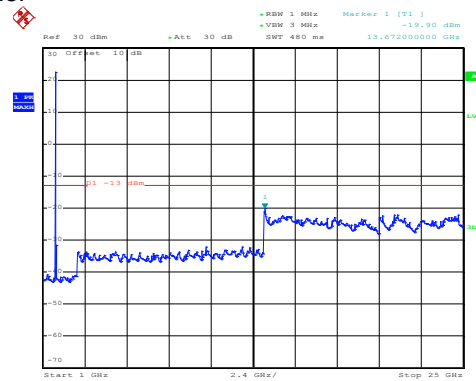
1GHz~25GHz

High channel



Date: 8.JAN.2019 02:19:44

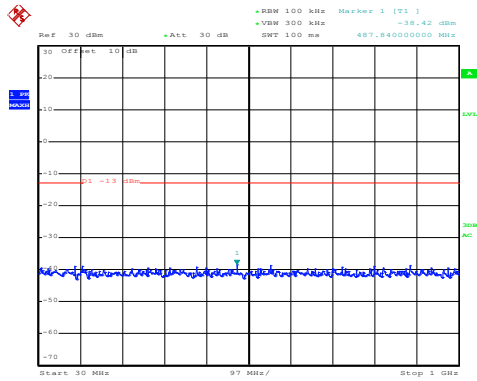
30MHz~1GHz



Date: 9.JAN.2019 00:52:46

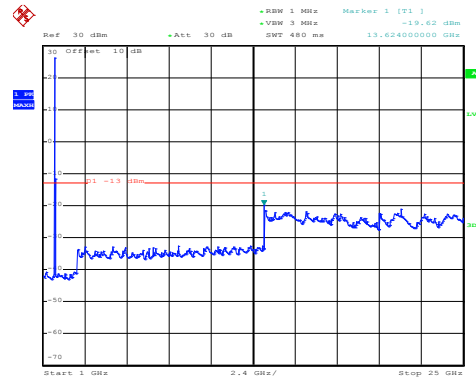
1GHz~25GHz

LTE Band 4: QPSK & RB Size 1 BW: 5MHz Lowest channel



Date: 8.JAN.2019 02:15:39

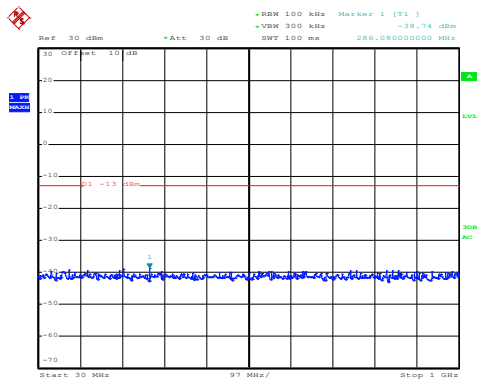
30MHz~1GHz



Date: 9.JAN.2019 00:54:03

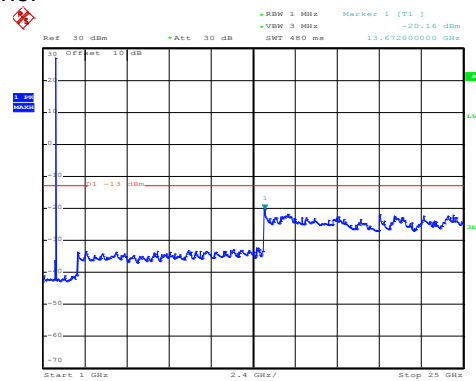
1GHz~25GHz

Middle channel



Date: 8.JAN.2019 02:15:49

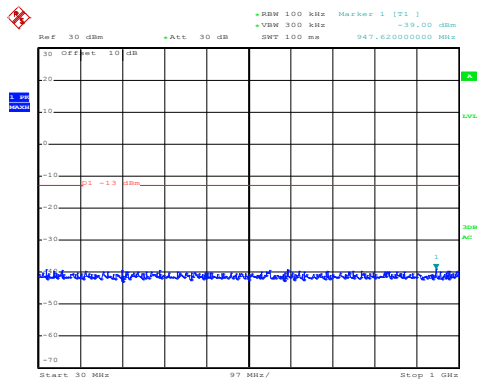
30MHz~1GHz



Date: 9.JAN.2019 00:53:28

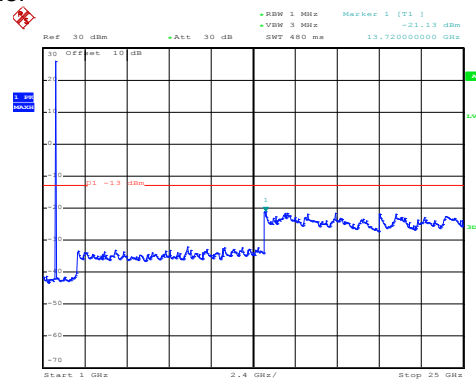
1GHz~25GHz

High channel



Date: 8.JAN.2019 02:16:21

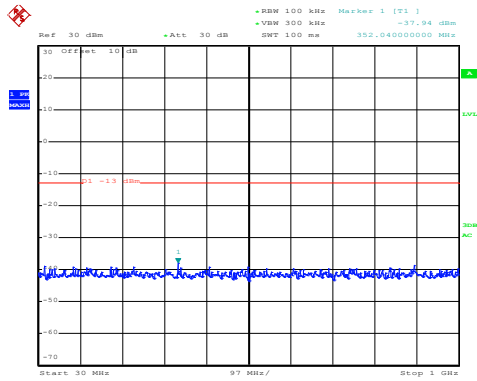
30MHz~1GHz



Date: 9.JAN.2019 00:51:59

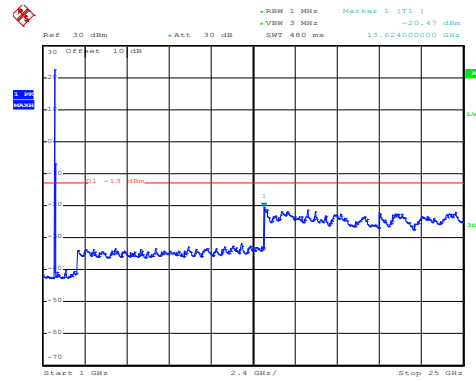
1GHz~25GHz

LTE Band 4: QPSK & RB Size 25 BW: 5MHz Lowest channel



Date: 8.JAN.2019 02:15:19

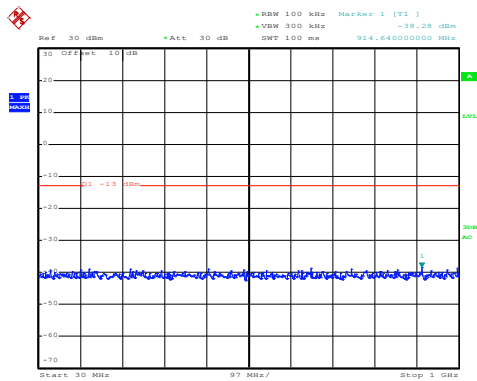
30MHz~1GHz



Date: 9.JAN.2019 00:54:40

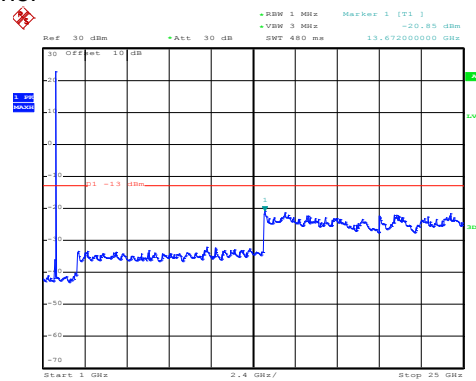
1GHz~25GHz

Middle channel



Date: 8.JAN.2019 02:16:02

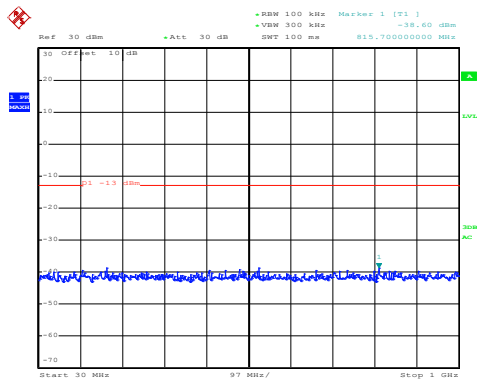
30MHz~1GHz



Date: 9.JAN.2019 00:53:01

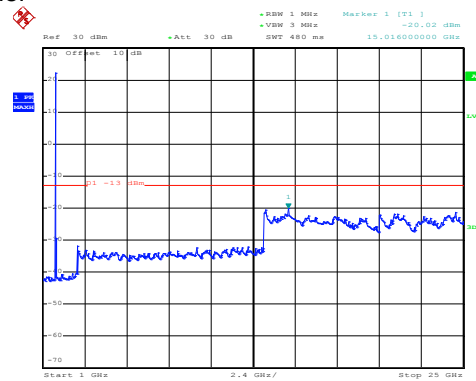
1GHz~25GHz

High channel



Date: 8.JAN.2019 02:16:11

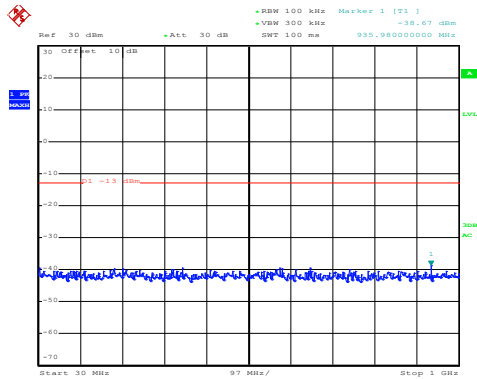
30MHz~1GHz



Date: 9.JAN.2019 00:52:35

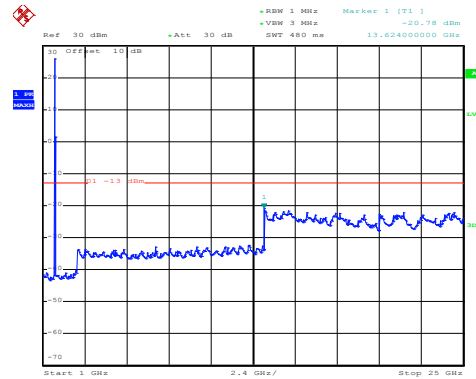
1GHz~25GHz

LTE Band 4: 16 QAM & RB Size 1 BW: 10MHz Lowest channel



Date: 8.JAN.2019 02:17:51

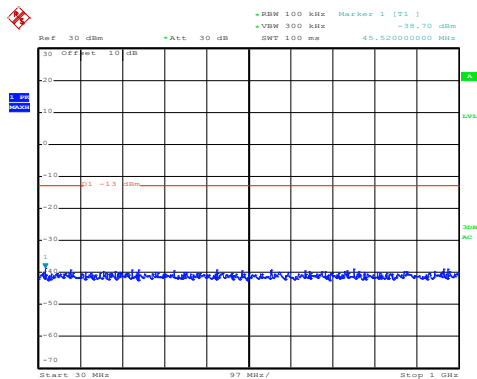
30MHz~1GHz



Date: 9.JAN.2019 00:48:50

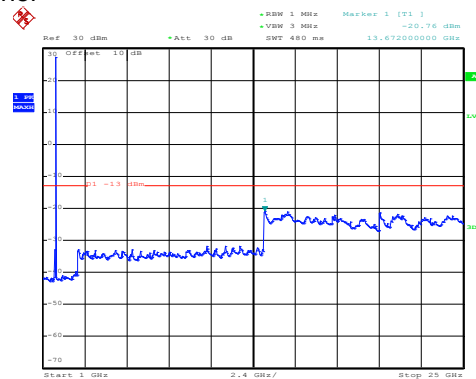
1GHz~25GHz

Middle channel



Date: 8.JAN.2019 02:17:15

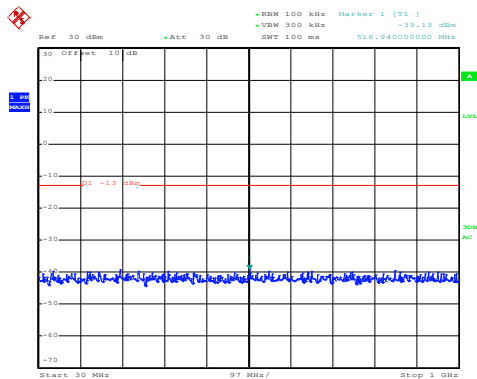
30MHz~1GHz



Date: 9.JAN.2019 00:49:43

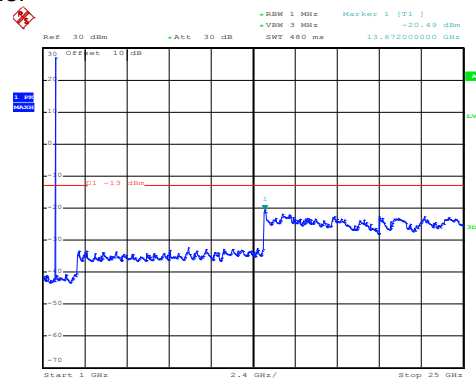
1GHz~25GHz

High channel



Date: 8.JAN.2019 02:16:43

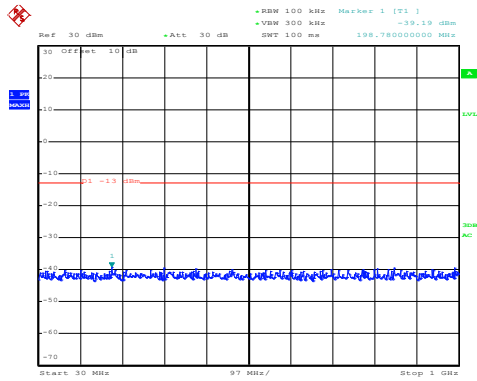
30MHz~1GHz



Date: 9.JAN.2019 00:51:30

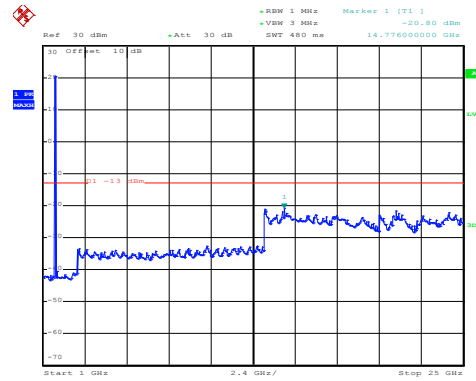
1GHz~25GHz

LTE Band 4: 16 QAM & RB Size 50
 BW: 10MHz
 Lowest channel



Date: 8.JAN.2019 02:17:39

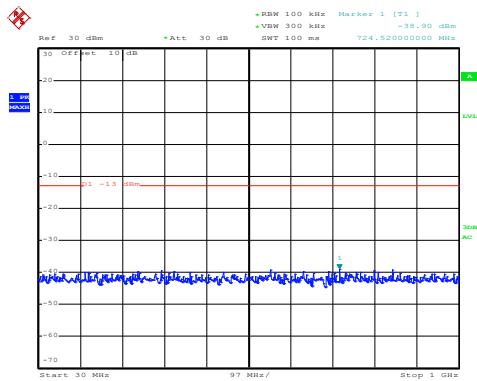
30MHz~1GHz



Date: 9.JAN.2019 00:47:23

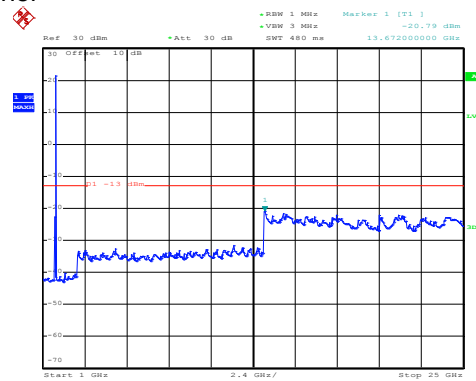
1GHz~25GHz

Middle channel



Date: 8.JAN.2019 02:17:02

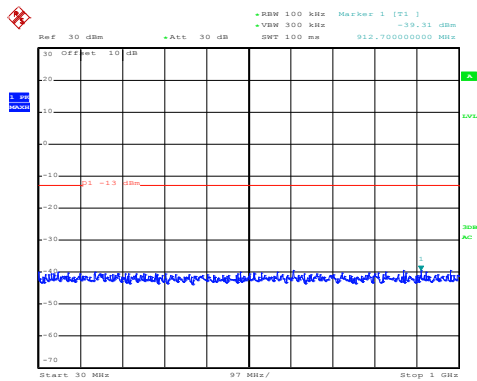
30MHz~1GHz



Date: 9.JAN.2019 00:50:18

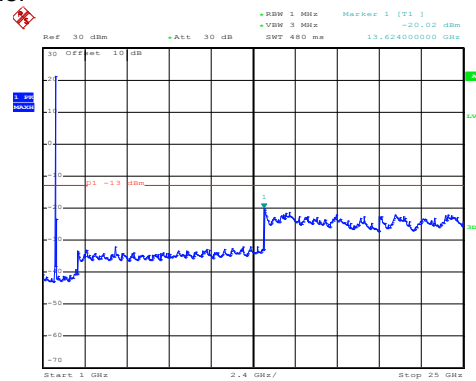
1GHz~25GHz

High channel



Date: 8.JAN.2019 02:16:53

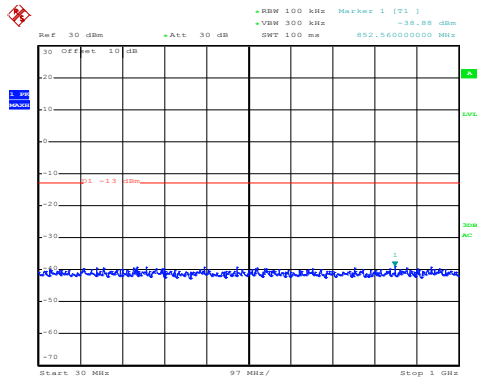
30MHz~1GHz



Date: 9.JAN.2019 00:51:02

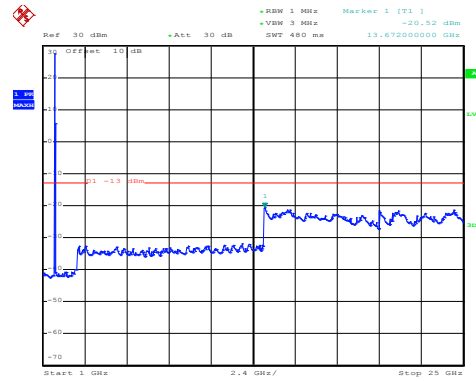
1GHz~25GHz

LTE Band 4: QPSK & RB Size 1 BW: 10MHz Lowest channel



Date: 8.JAN.2019 02:17:46

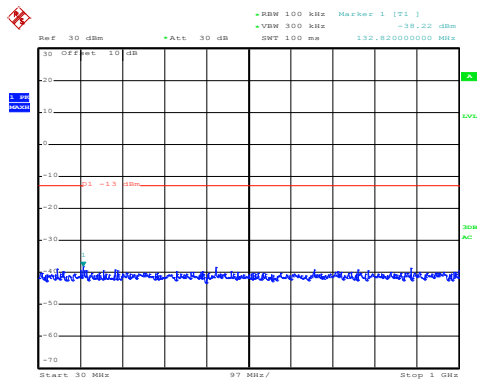
30MHz~1GHz



Date: 9.JAN.2019 00:48:38

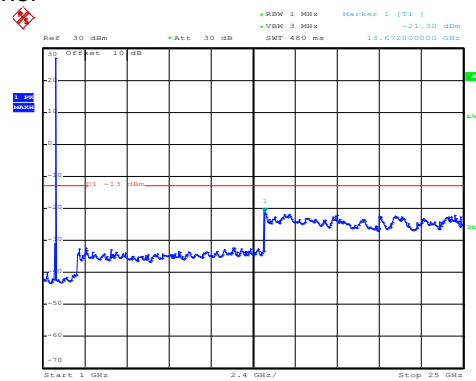
1GHz~25GHz

Middle channel



Date: 8.JAN.2019 02:17:08

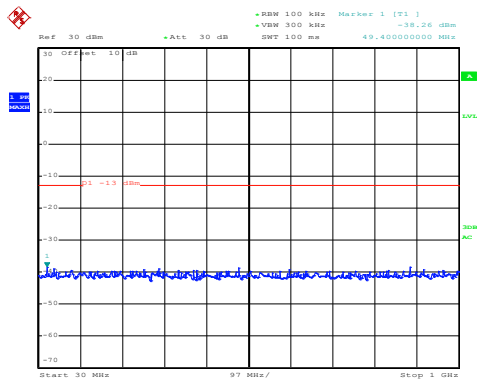
30MHz~1GHz



Date: 9.JAN.2019 00:49:10

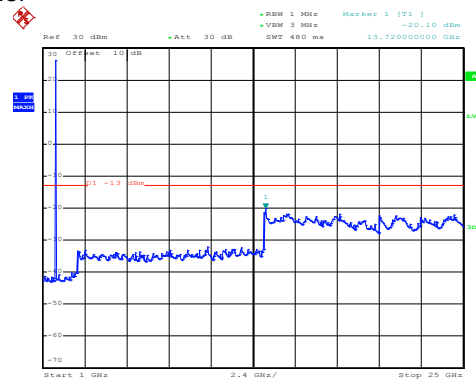
1GHz~25GHz

High channel



Date: 8.JAN.2019 02:16:40

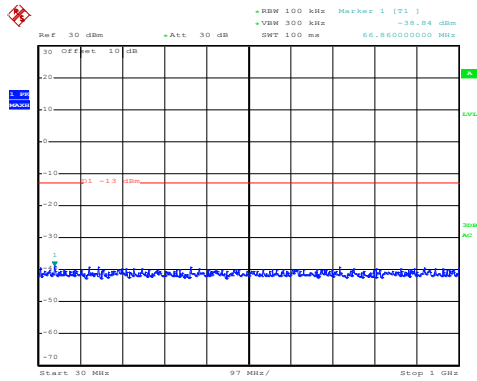
30MHz~1GHz



Date: 9.JAN.2019 00:51:21

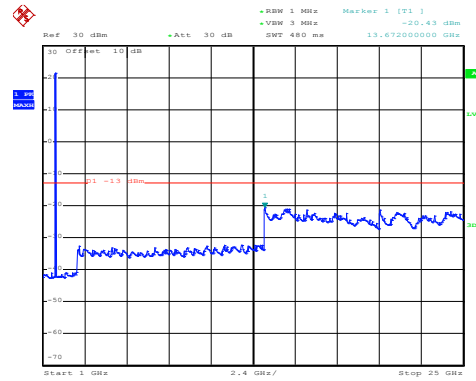
1GHz~25GHz

LTE Band 4: QPSK & RB Size 50 BW: 10MHz Lowest channel



Date: 8.JAN.2019 02:17:57

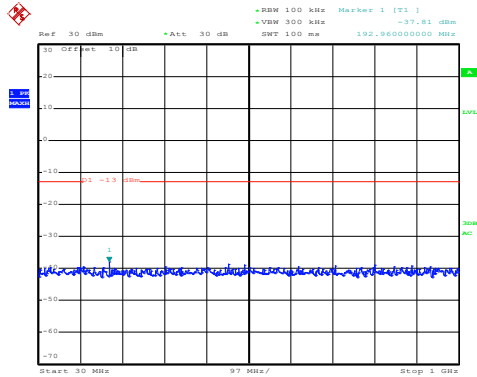
30MHz~1GHz



Date: 9.JAN.2019 00:47:15

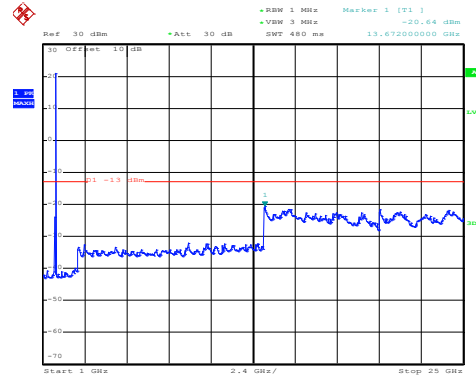
1GHz~25GHz

Middle channel



Date: 8.JAN.2019 02:17:22

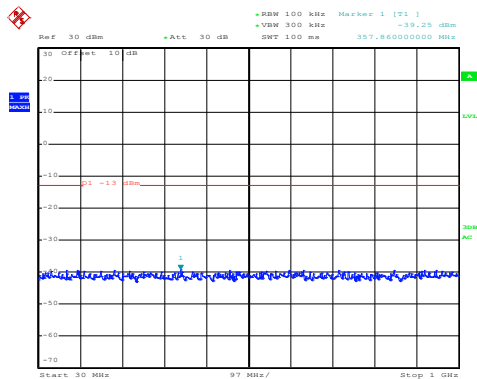
30MHz~1GHz



Date: 9.JAN.2019 00:50:02

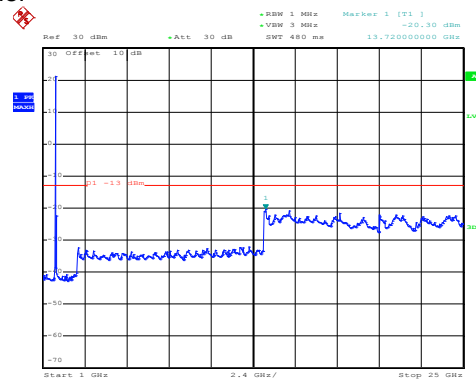
1GHz~25GHz

High channel



Date: 8.JAN.2019 02:16:50

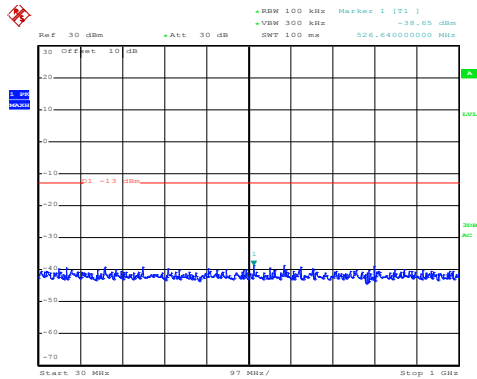
30MHz~1GHz



Date: 9.JAN.2019 00:50:48

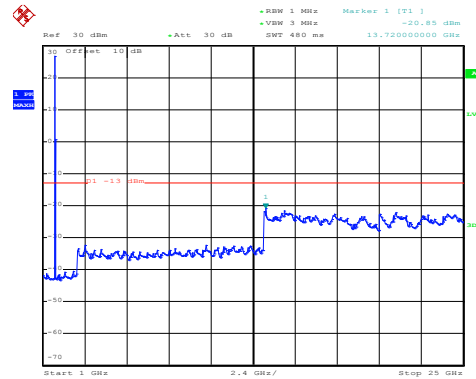
1GHz~25GHz

LTE Band 4: 16 QAM & RB Size 1 BW: 15MHz Lowest channel



Date: 8.JAN.2019 02:18:25

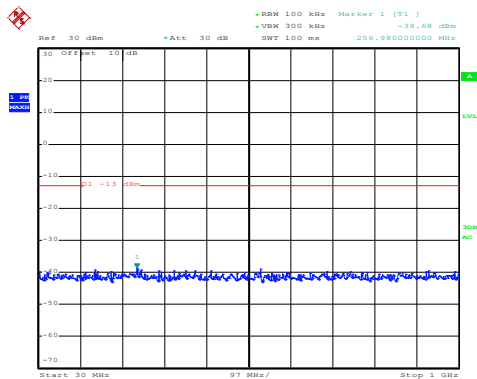
30MHz~1GHz



Date: 9.JAN.2019 00:46:02

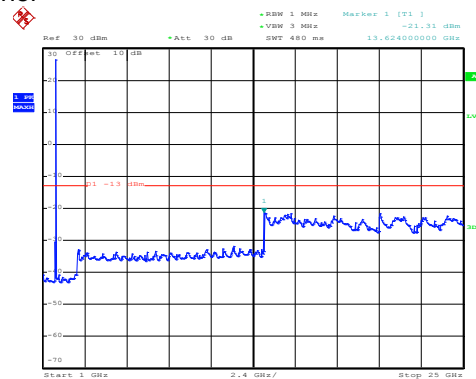
1GHz~25GHz

Middle channel



Date: 8.JAN.2019 02:18:37

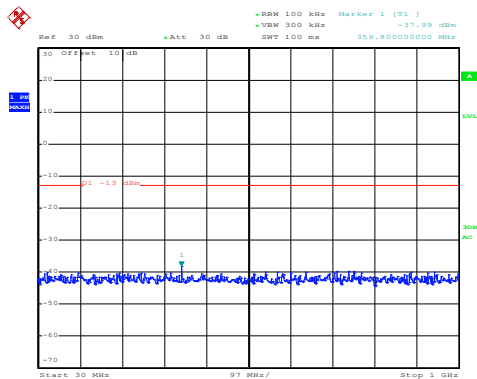
30MHz~1GHz



Date: 9.JAN.2019 00:45:19

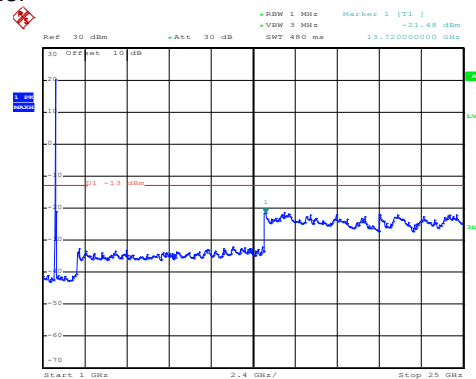
1GHz~25GHz

High channel



Date: 8.JAN.2019 02:19:15

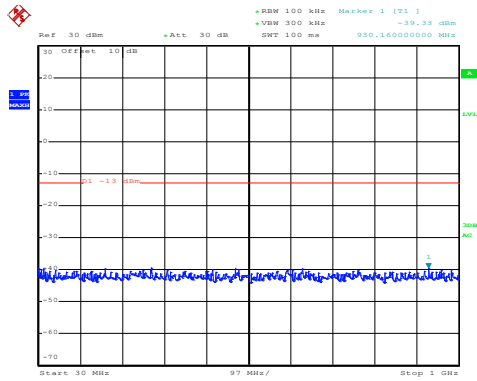
30MHz~1GHz



Date: 9.JAN.2019 00:43:12

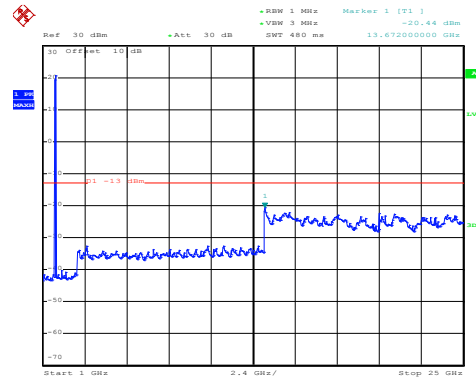
1GHz~25GHz

LTE Band 4: 16 QAM & RB Size 75 BW: 15MHz Lowest channel



Date: 8.JAN.2019 02:18:14

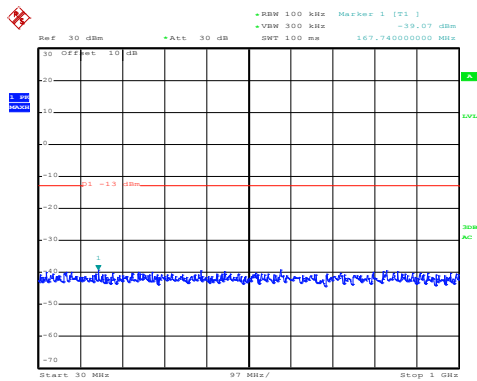
30MHz~1GHz



Date: 9.JAN.2019 00:46:28

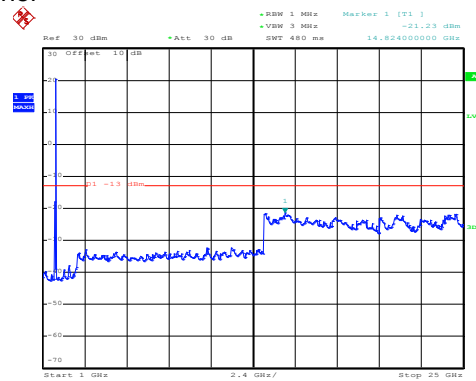
1GHz~25GHz

Middle channel



Date: 8.JAN.2019 02:18:55

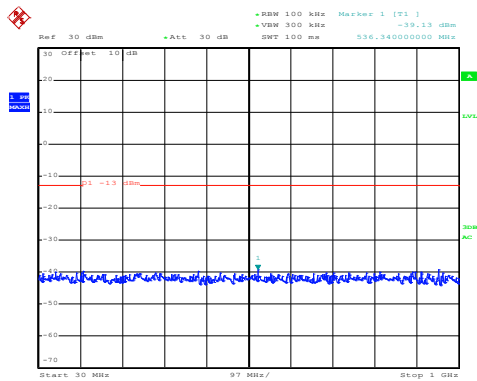
30MHz~1GHz



Date: 9.JAN.2019 00:44:44

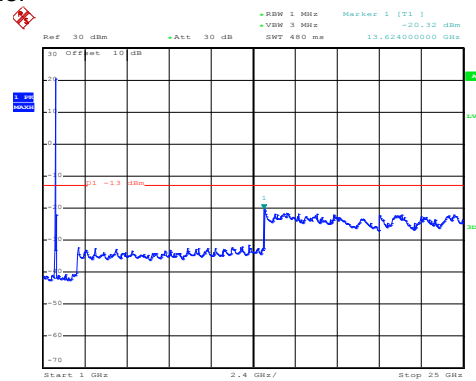
1GHz~25GHz

High channel



Date: 8.JAN.2019 02:19:04

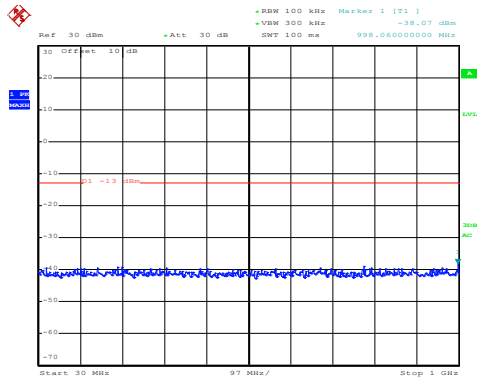
30MHz~1GHz



Date: 9.JAN.2019 00:44:07

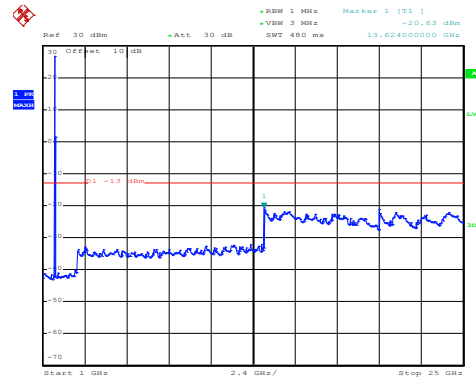
1GHz~25GHz

LTE Band 4: QPSK & RB Size 1 BW: 15MHz Lowest channel



Date: 8.JAN.2019 02:18:21

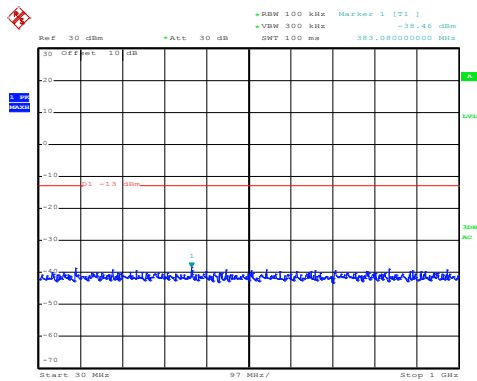
30MHz~1GHz



Date: 9.JAN.2019 00:47:45

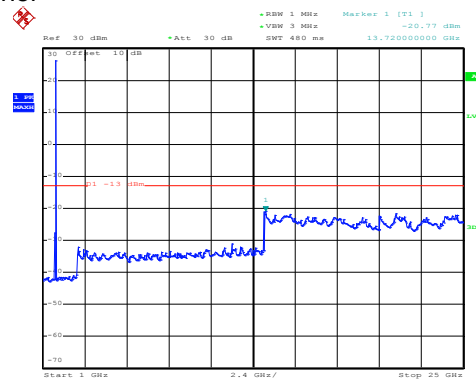
1GHz~25GHz

Middle channel



Date: 8.JAN.2019 02:18:31

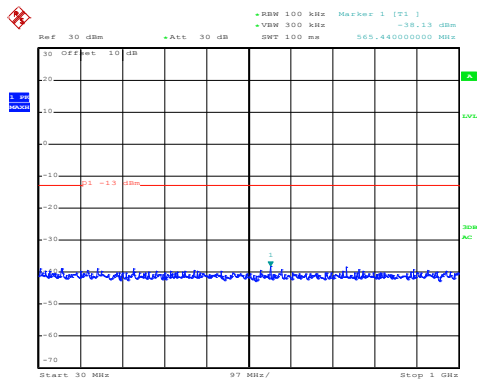
30MHz~1GHz



Date: 9.JAN.2019 00:45:06

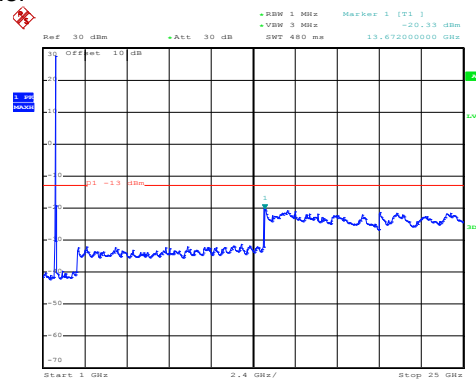
1GHz~25GHz

High channel



Date: 8.JAN.2019 02:19:11

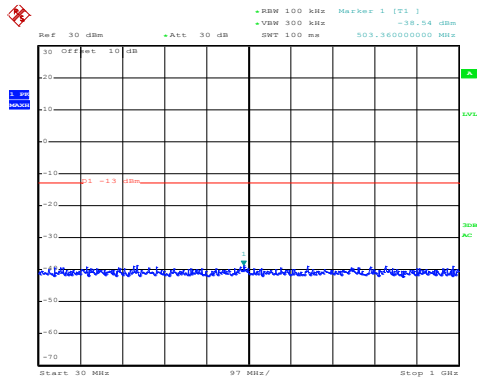
30MHz~1GHz



Date: 9.JAN.2019 00:42:56

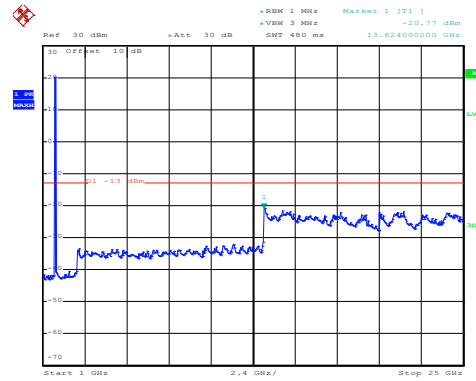
1GHz~25GHz

LTE Band 4: QPSK & RB Size 75 BW: 15MHz Lowest channel



Date: 8.JAN.2019 02:18:11

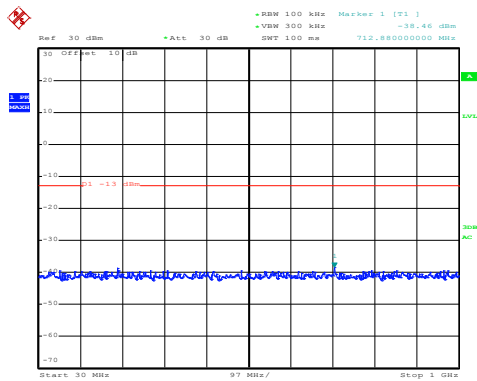
30MHz~1GHz



Date: 9.JAN.2019 00:46:21

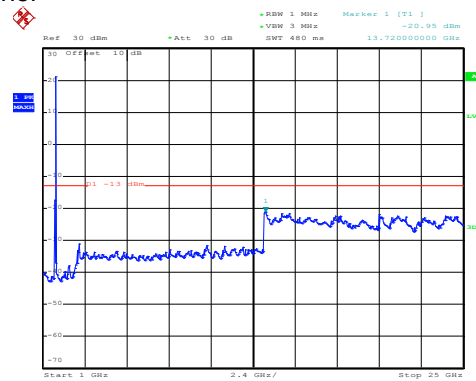
1GHz~25GHz

Middle channel



Date: 8.JAN.2019 02:18:51

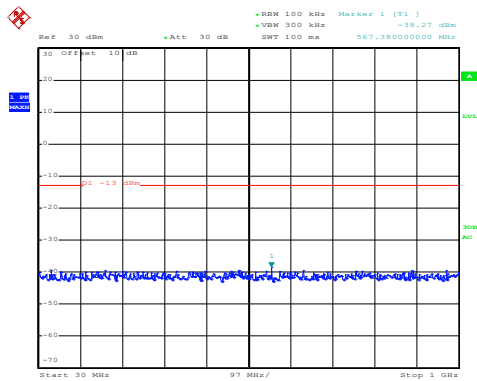
30MHz~1GHz



Date: 9.JAN.2019 00:44:32

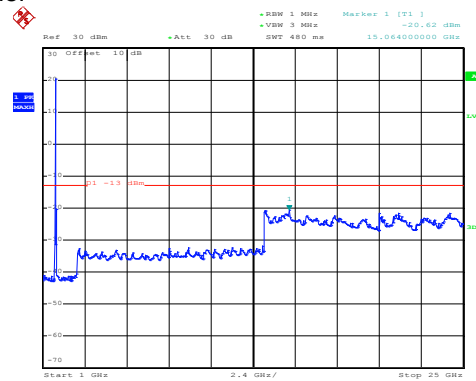
1GHz~25GHz

High channel



Date: 8.JAN.2019 02:19:00

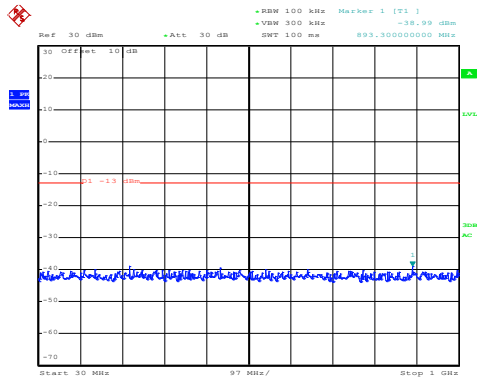
30MHz~1GHz



Date: 9.JAN.2019 00:43:34

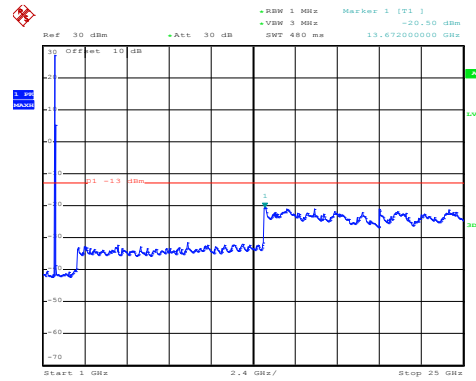
1GHz~25GHz

LTE Band 4: 16 QAM & RB Size 1 BW: 20MHz Lowest channel



Date: 8.JAN.2019 02:20:26

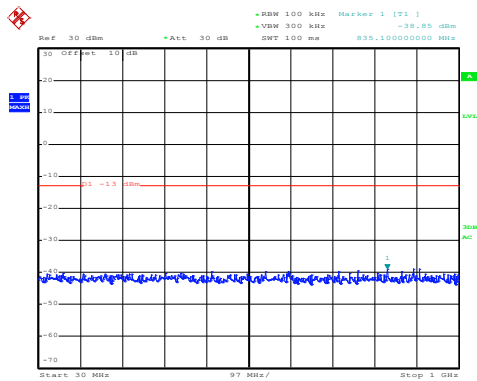
30MHz~1GHz



Date: 9.JAN.2019 00:37:29

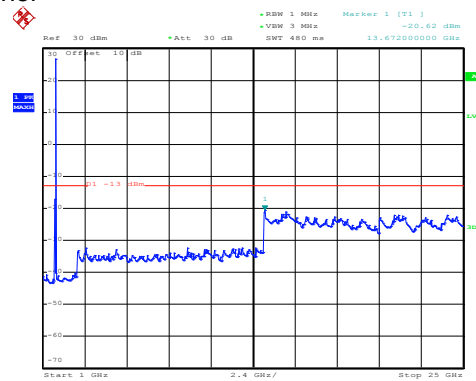
1GHz~25GHz

Middle channel



Date: 8.JAN.2019 02:19:57

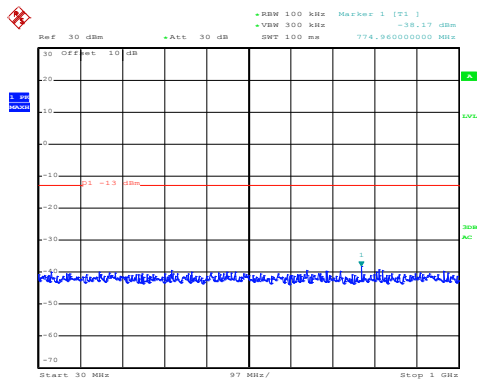
30MHz~1GHz



Date: 9.JAN.2019 00:39:28

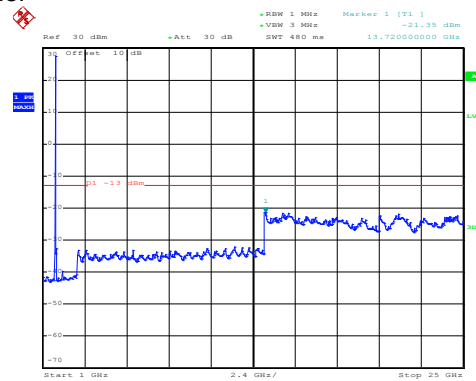
1GHz~25GHz

High channel



Date: 8.JAN.2019 02:19:48

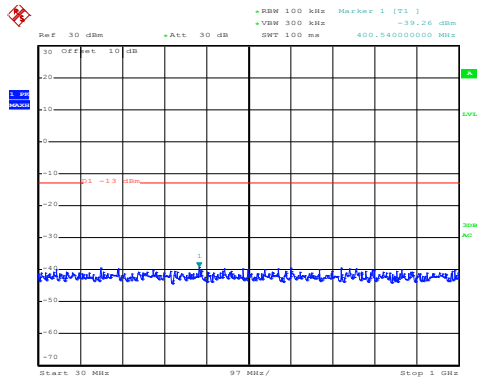
30MHz~1GHz



Date: 9.JAN.2019 00:41:15

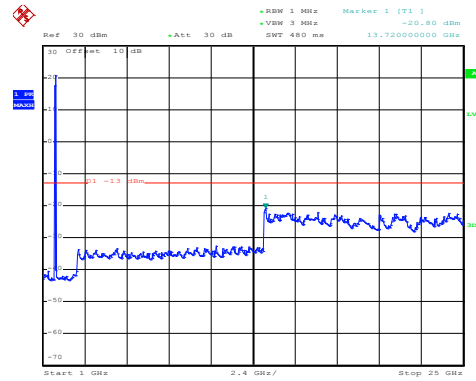
1GHz~25GHz

LTE Band 4: 16 QAM & RB Size 100
 BW: 20MHz
 Lowest channel



Date: 8.JAN.2019 02:20:16

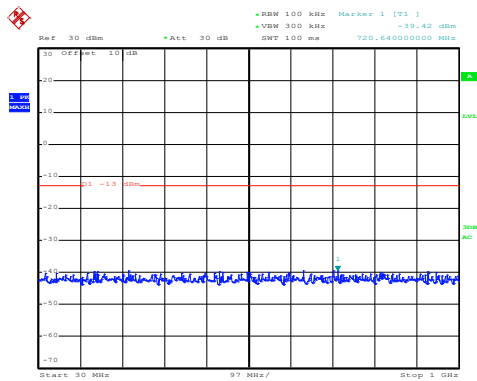
30MHz~1GHz



Date: 9.JAN.2019 00:37:56

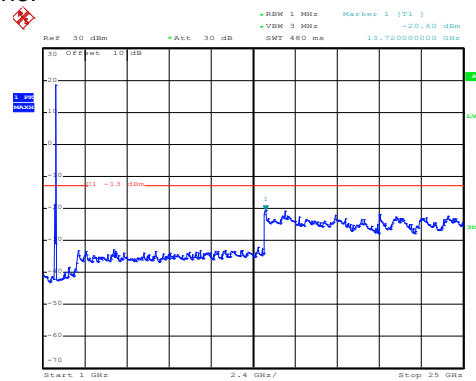
1GHz~25GHz

Middle channel



Date: 8.JAN.2019 02:20:07

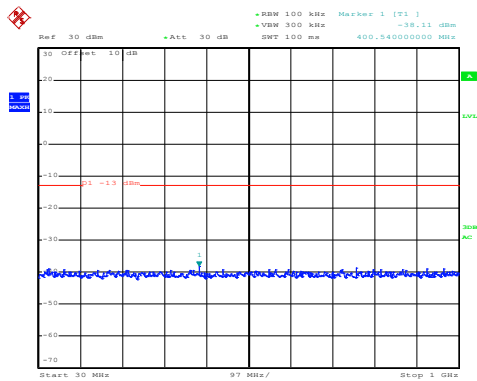
30MHz~1GHz



Date: 9.JAN.2019 00:39:57

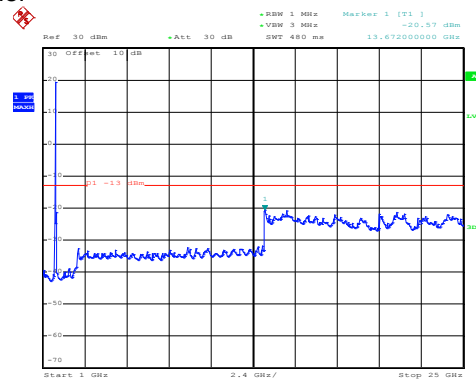
1GHz~25GHz

High channel



Date: 8.JAN.2019 02:19:38

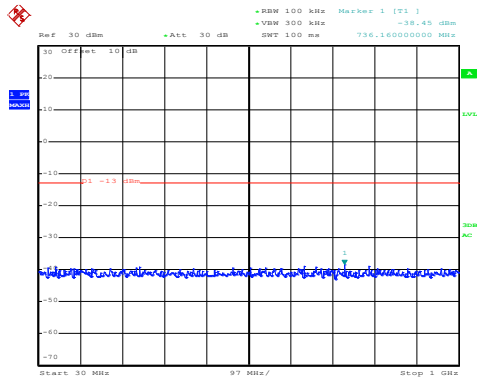
30MHz~1GHz



Date: 9.JAN.2019 00:40:45

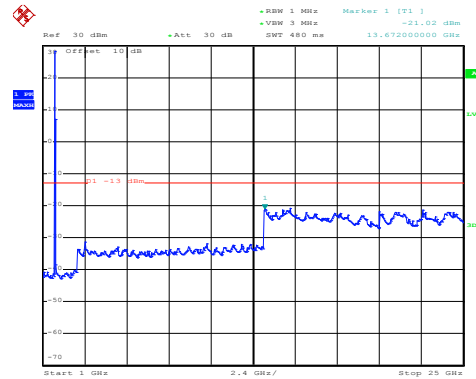
1GHz~25GHz

LTE Band 4: QPSK & RB Size 1 BW: 20MHz Lowest channel



Date: 8.JAN.2019 02:20:22

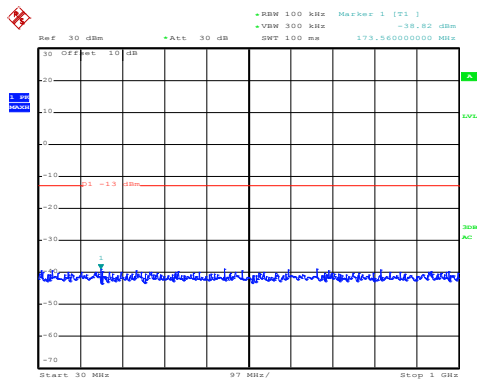
30MHz~1GHz



Date: 9.JAN.2019 00:36:19

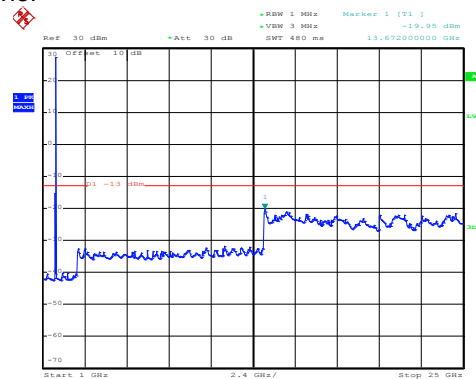
1GHz~25GHz

Middle channel



Date: 8.JAN.2019 02:19:53

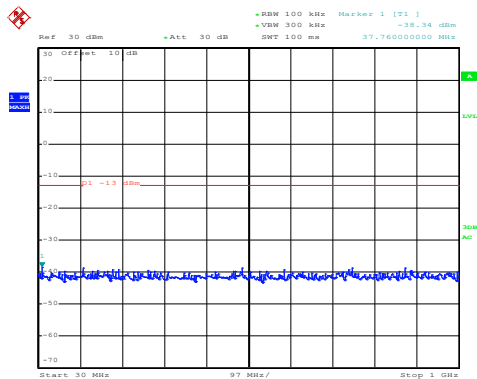
30MHz~1GHz



Date: 9.JAN.2019 00:39:19

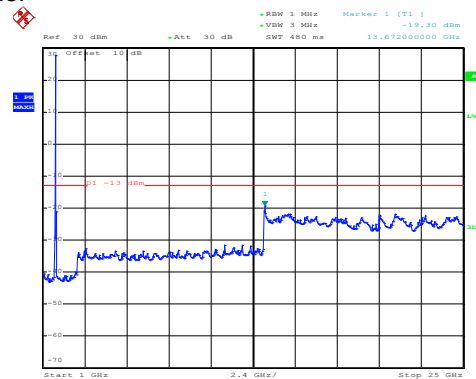
1GHz~25GHz

High channel



Date: 8.JAN.2019 02:19:44

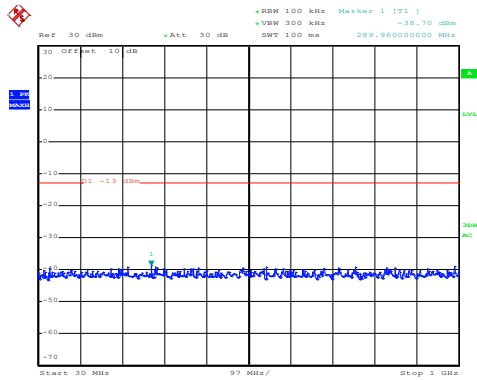
30MHz~1GHz



Date: 9.JAN.2019 00:41:02

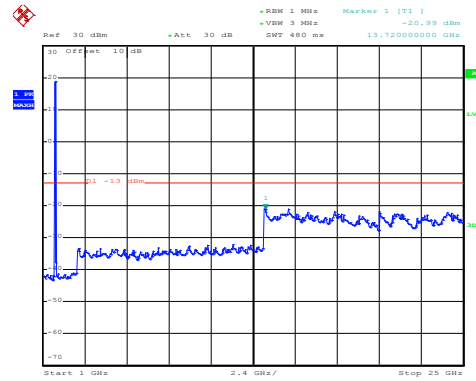
1GHz~25GHz

LTE Band 4: QPSK & RB Size 100 BW: 20MHz Lowest channel



Date: 8, JAN, 2019 02:20:12

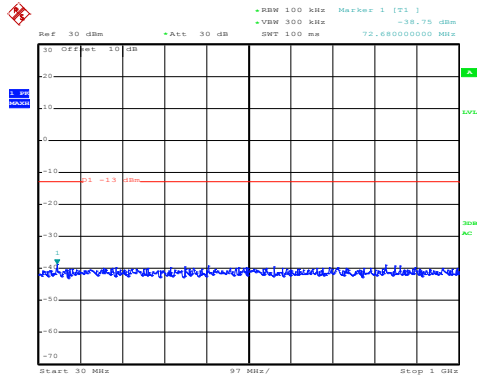
30MHz~1GHz



Date: 9, JAN, 2019 00:37:45

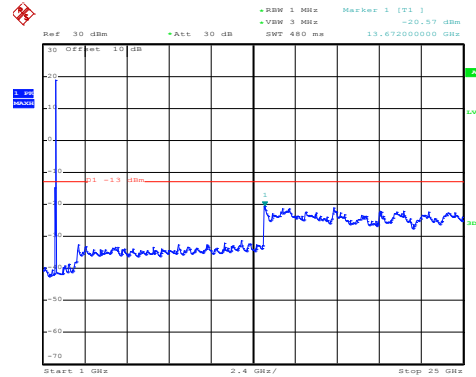
1GHz~25GHz

Middle channel



Date: 8, JAN, 2019 02:20:03

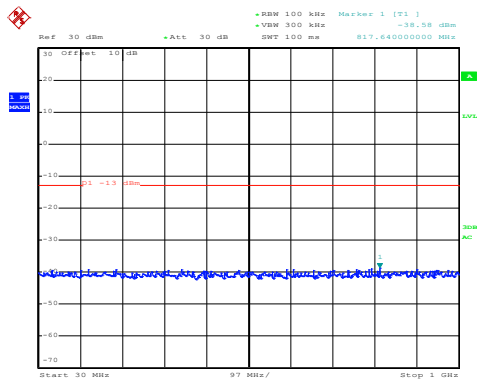
30MHz~1GHz



Date: 9, JAN, 2019 00:39:50

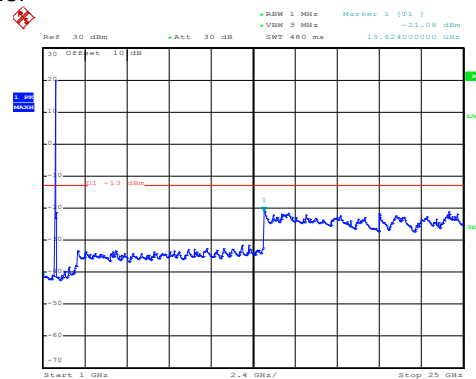
1GHz~25GHz

High channel



Date: 8, JAN, 2019 02:19:26

30MHz~1GHz

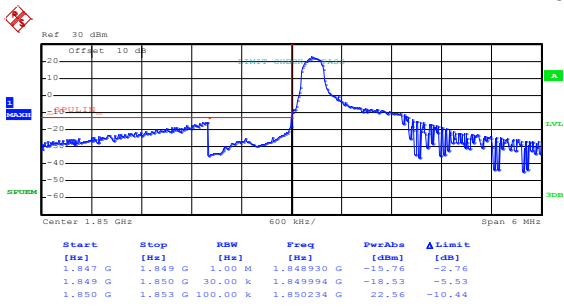


Date: 9, JAN, 2019 00:40:22

1GHz~25GHz

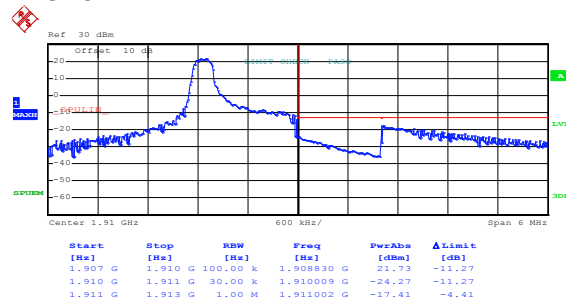
Band edge emission:
LTE Band 2 part:

LTE Band 2, BW: 1.4MHz
 16QAM & RB Size 1



Date: 8.JAN.2019 23:06:33

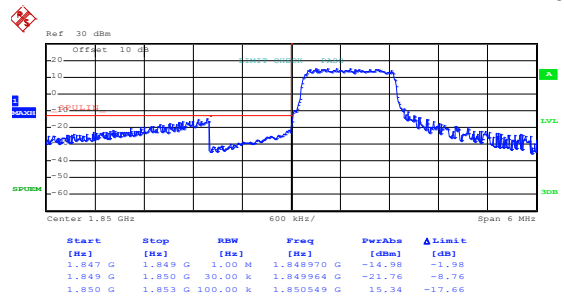
Lowest channel



Date: 8.JAN.2019 23:08:55

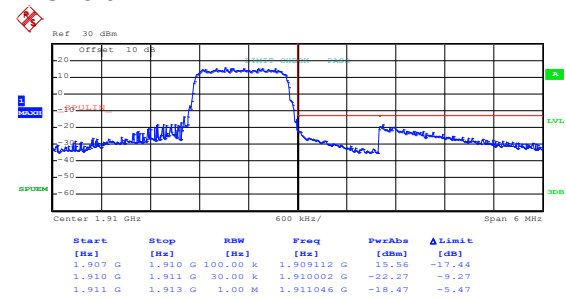
Highest channel

16QAM & RB Size 6



Date: 8.JAN.2019 23:07:02

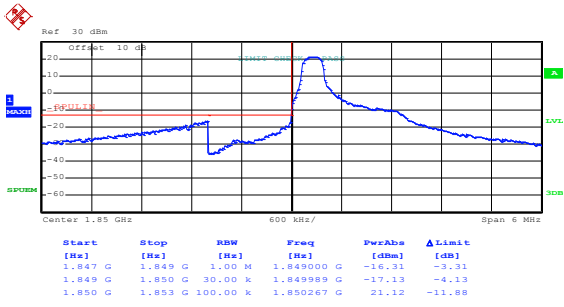
Lowest channel



Date: 8.JAN.2019 23:08:27

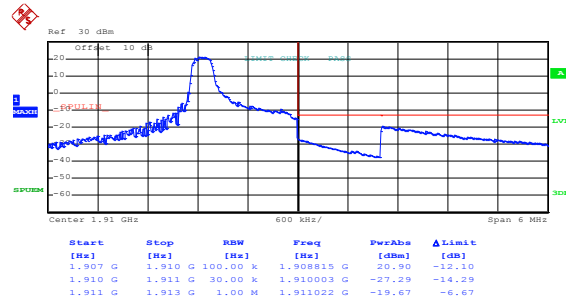
Highest channel

LTE Band 2, BW: 1.4MHz QPSK & RB Size 1



Date: 8.JAN.2019 23:06:12

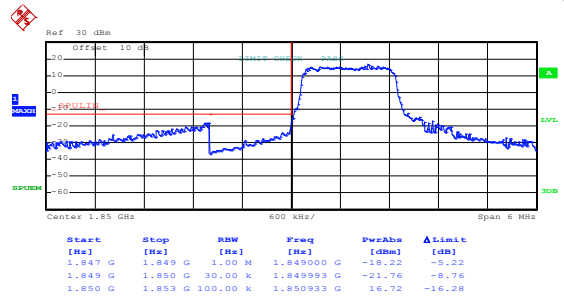
Lowest channel



Date: 8.JAN.2019 23:08:41

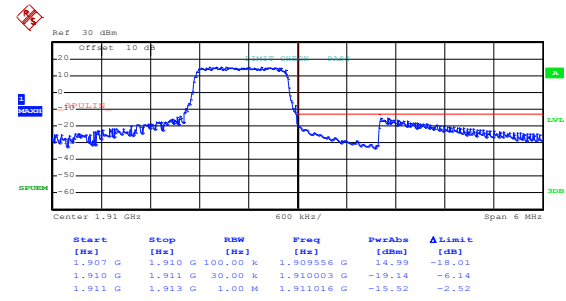
Highest channel

QPSK & RB Size 6



Date: 8.JAN.2019 23:06:49

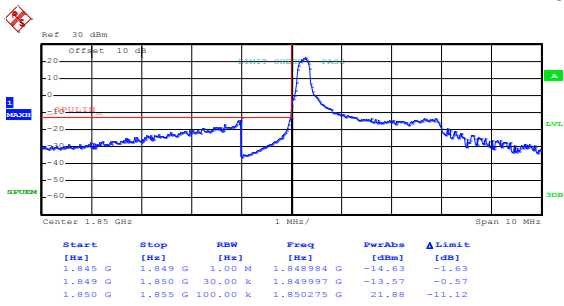
Lowest channel



Date: 8.JAN.2019 23:08:16

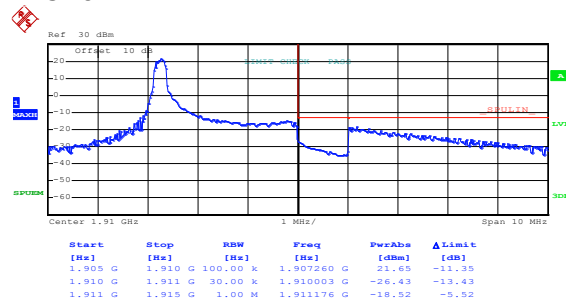
Highest channel

LTE Band 2, BW: 3MHz 16QAM & RB Size 1



Date: 9.JAN.2019 00:05:55

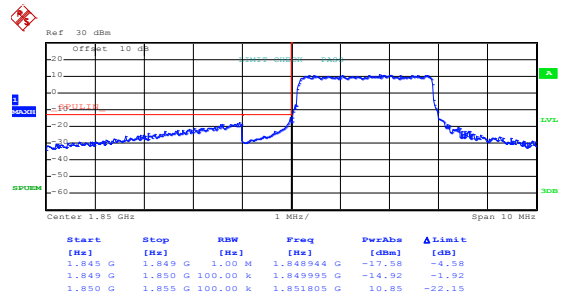
Lowest channel



Date: 8.JAN.2019 23:09:47

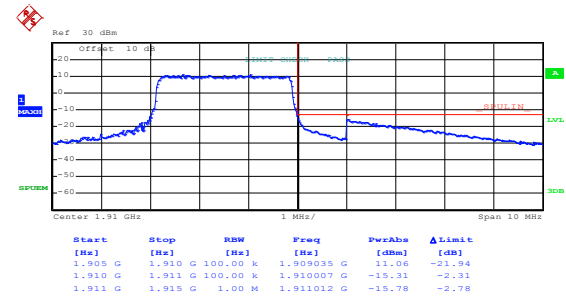
Highest channel

16QAM & RB Size 15



Date: 8.JAN.2019 23:11:31

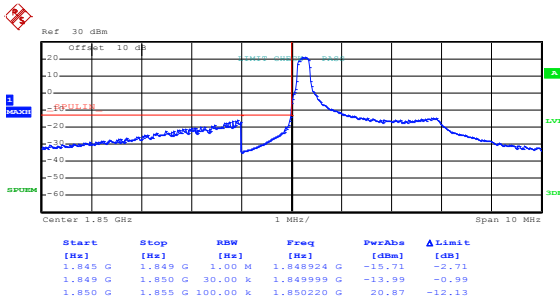
Lowest channel



Date: 8.JAN.2019 23:10:52

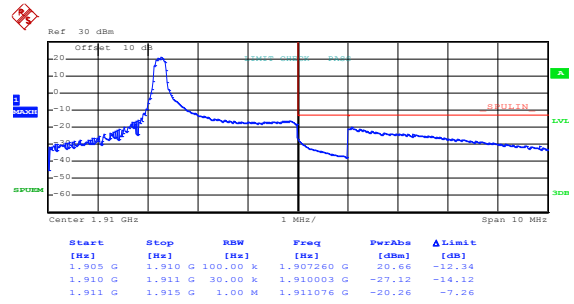
Highest channel

LTE Band 2, BW: 3MHz QPSK & RB Size 1



Date: 8.JAN.2019 23:12:43

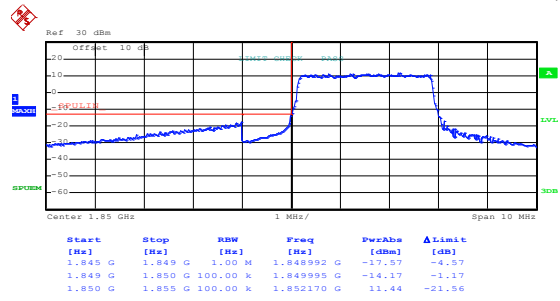
Lowest channel



Date: 8.JAN.2019 23:09:34

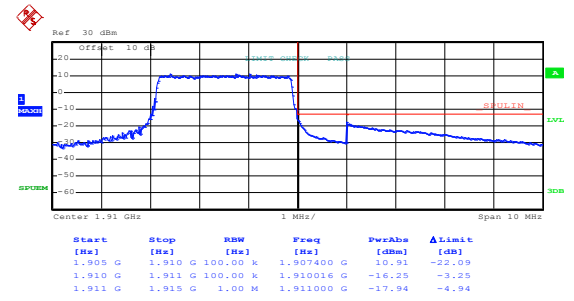
Highest channel

QPSK & RB Size 15



Date: 8.JAN.2019 23:11:22

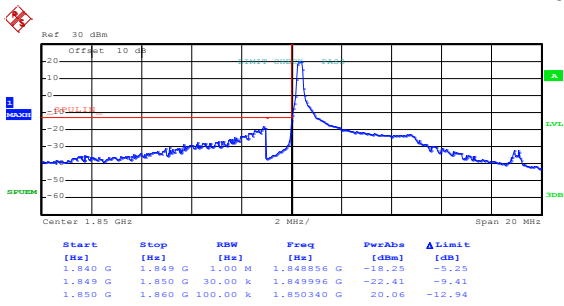
Lowest channel



Date: 8.JAN.2019 23:10:05

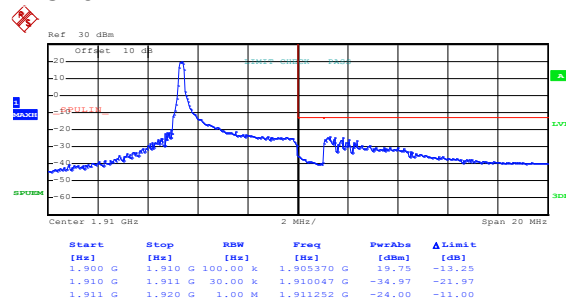
Highest channel

LTE Band 2, BW: 5MHz 16QAM & RB Size 1



Date: 8.JAN.2019 23:15:06

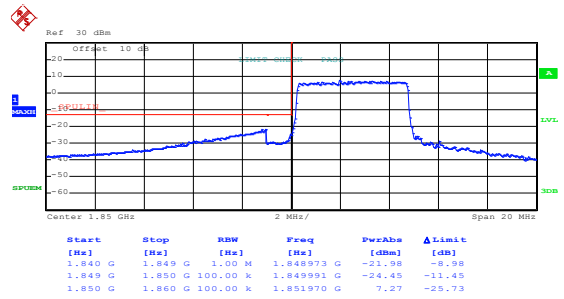
Lowest channel



Date: 8.JAN.2019 23:17:25

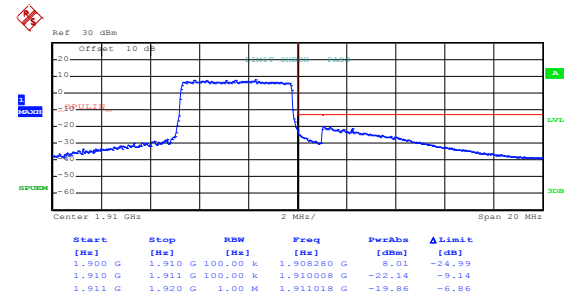
Highest channel

16QAM & RB Size 25



Date: 8.JAN.2019 23:16:20

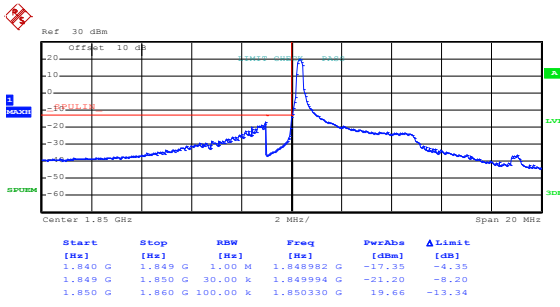
Lowest channel



Date: 8.JAN.2019 23:16:52

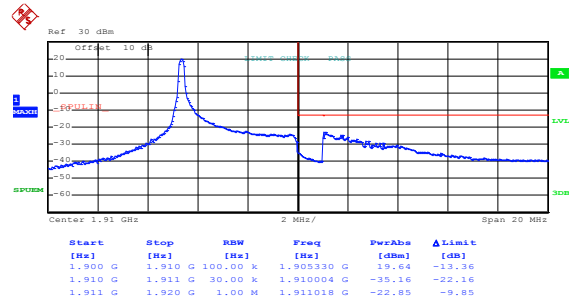
Highest channel

LTE Band 2, BW: 5MHz QPSK & RB Size 1



Date: 8.JAN.2019 23:14:24

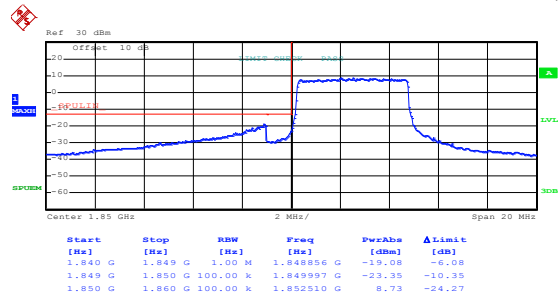
Lowest channel



Date: 8.JAN.2019 23:17:18

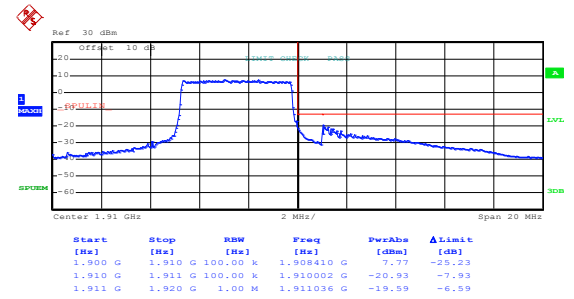
Highest channel

QPSK & RB Size 25



Date: 8.JAN.2019 23:16:13

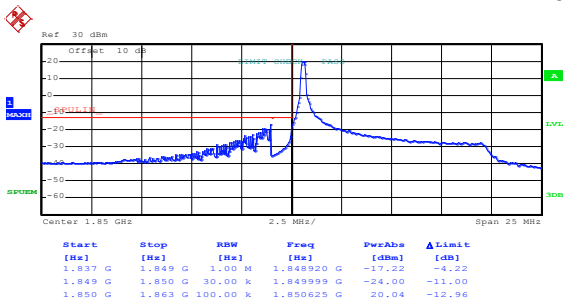
Lowest channel



Date: 8.JAN.2019 23:16:43

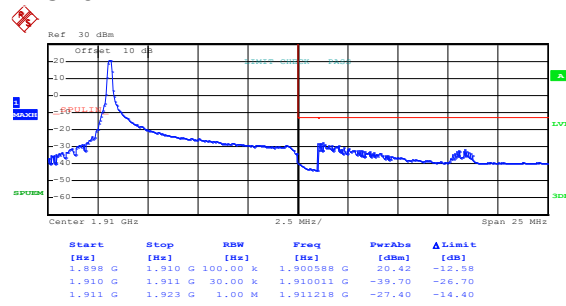
Highest channel

LTE Band 2, BW: 10MHz 16QAM & RB Size 1



Date: 8.JAN.2019 23:53:28

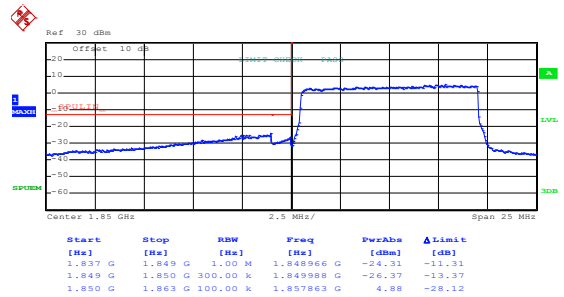
Lowest channel



Date: 8.JAN.2019 23:18:32

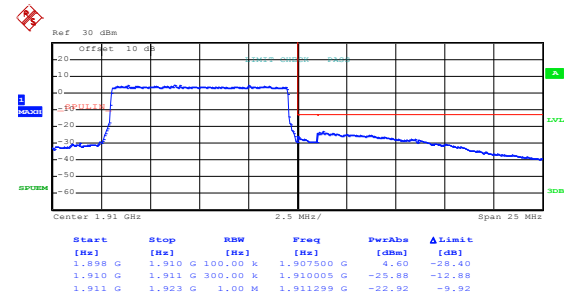
Highest channel

16QAM & RB Size 50



Date: 8.JAN.2019 23:52:59

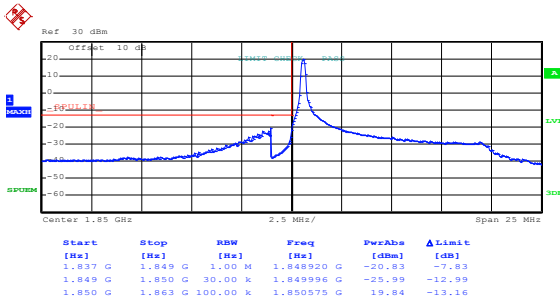
Lowest channel



Date: 8.JAN.2019 23:20:03

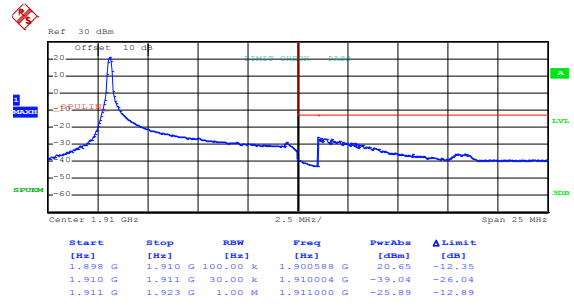
Highest channel

LTE Band 2, BW: 10MHz QPSK & RB Size 1



Date: 8.JAN.2019 23:53:16

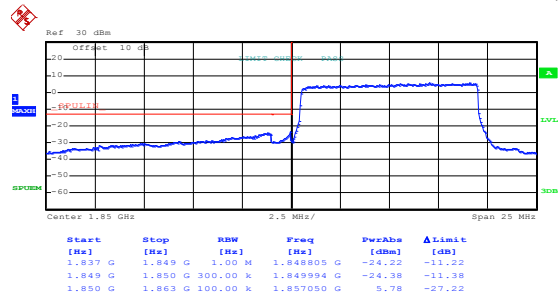
Lowest channel



Date: 8.JAN.2019 23:18:16

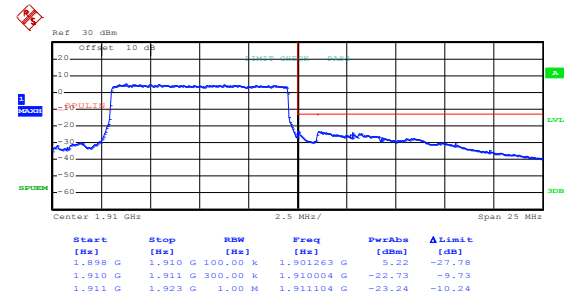
Highest channel

QPSK & RB Size 50



Date: 8.JAN.2019 23:52:51

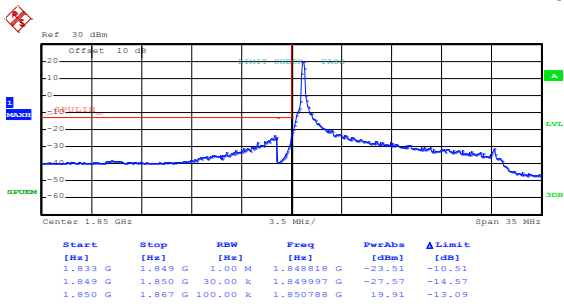
Lowest channel



Date: 8.JAN.2019 23:19:51

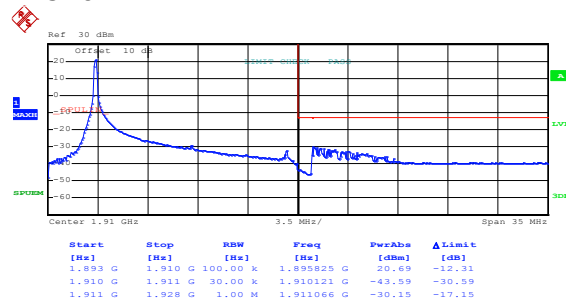
Highest channel

LTE Band 2, BW: 15MHz 16QAM & RB Size 1



Date: 8.JAN.2019 23:54:20

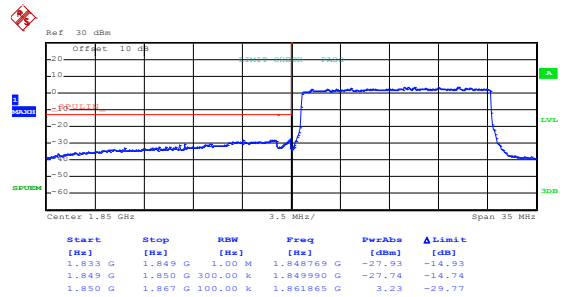
Lowest channel



Date: 8.JAN.2019 23:55:51

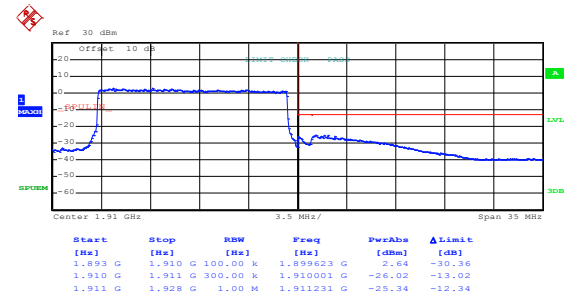
Highest channel

16QAM & RB Size 75



Date: 8.JAN.2019 23:54:47

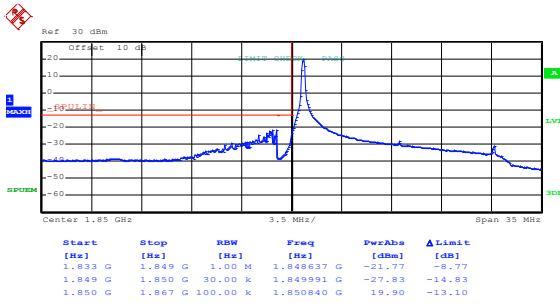
Lowest channel



Date: 8.JAN.2019 23:55:18

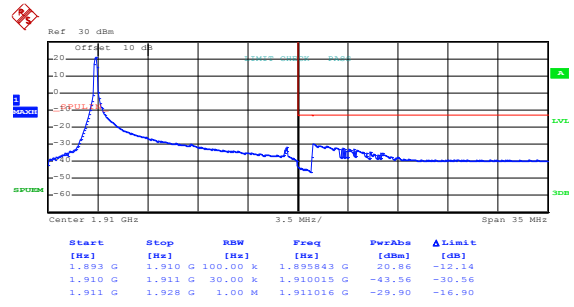
Highest channel

LTE Band 2, BW: 15MHz QPSK & RB Size 1



Date: 8.JAN.2019 23:54:09

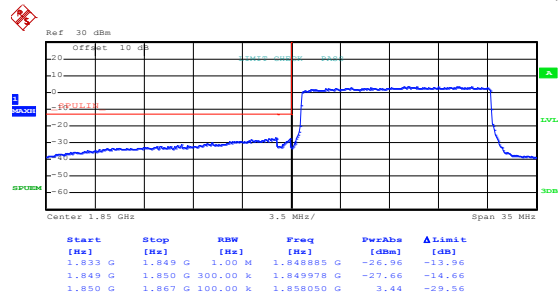
Lowest channel



Date: 8.JAN.2019 23:55:42

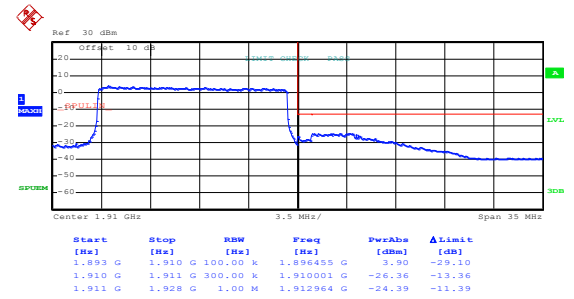
Highest channel

QPSK & RB Size 75



Date: 8.JAN.2019 23:54:40

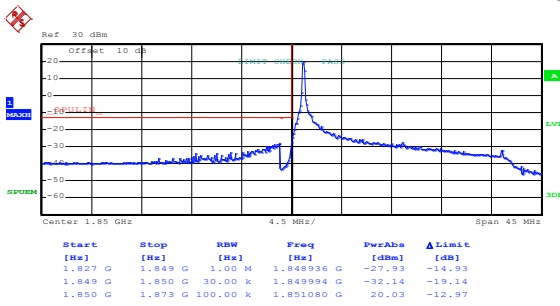
Lowest channel



Date: 8.JAN.2019 23:55:08

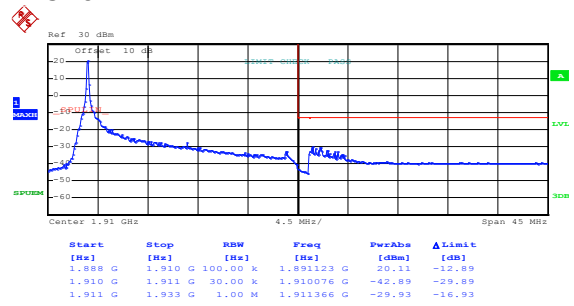
Highest channel

LTE Band 2, BW: 20MHz 16QAM & RB Size 1



Date: 8.JAN.2019 23:58:38

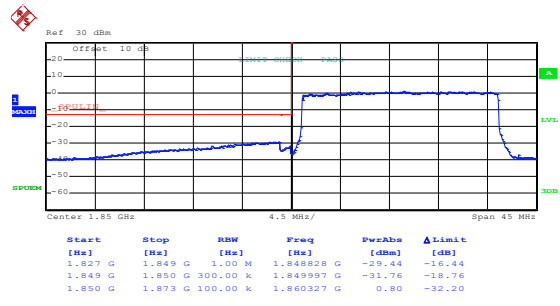
Lowest channel



Date: 8.JAN.2019 23:56:39

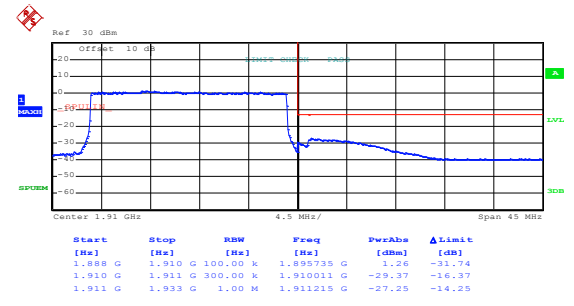
Highest channel

16QAM & RB Size 100



Date: 8.JAN.2019 23:57:47

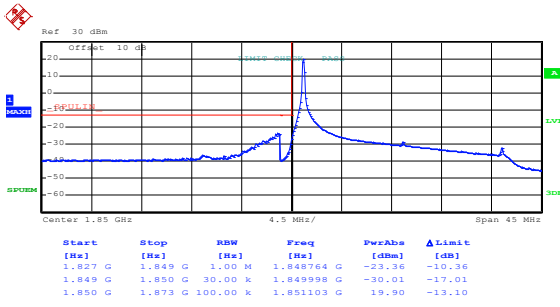
Lowest channel



Date: 8.JAN.2019 23:57:12

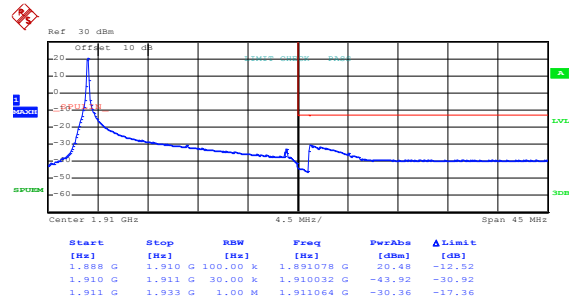
Highest channel

LTE Band 2, BW: 20MHz QPSK & RB Size 1



Date: 8.JAN.2019 23:58:29

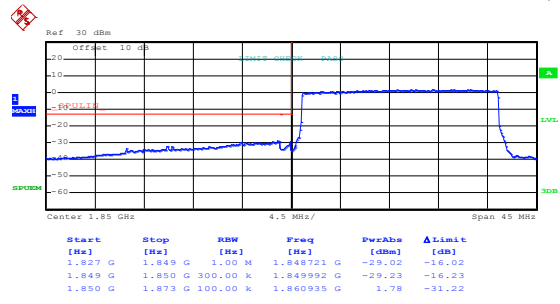
Lowest channel



Date: 8.JAN.2019 23:56:27

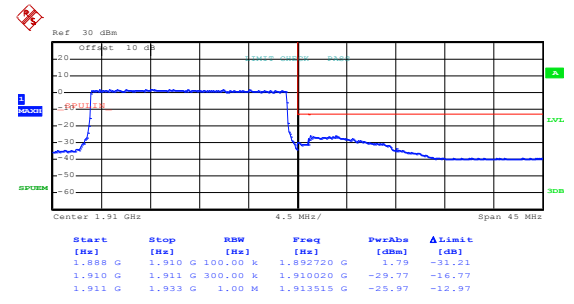
Highest channel

QPSK & RB Size 100



Date: 8.JAN.2019 23:57:37

Lowest channel

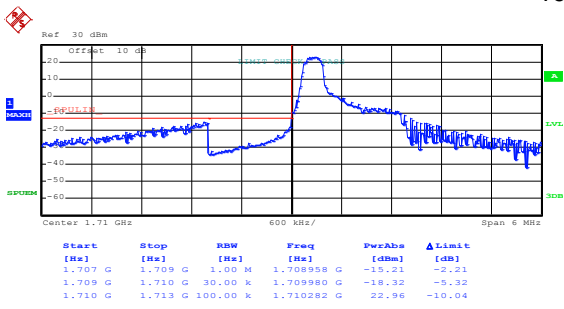


Date: 8.JAN.2019 23:57:00

Highest channel

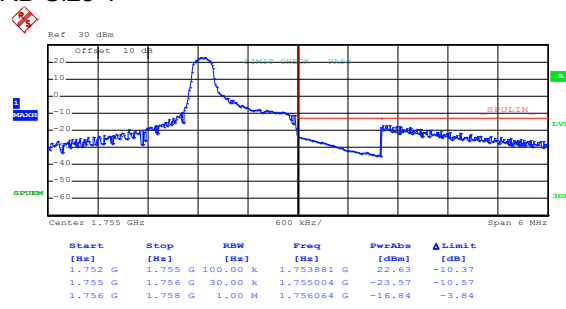
LTE Band 4 part:

LTE Band 4, BW: 1.4MHz
16QAM & RB Size 1



Date: 9.JAN.2019 00:12:10

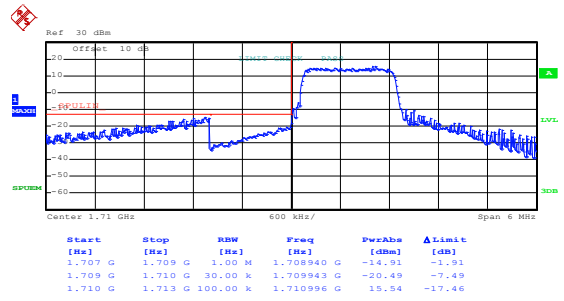
Lowest channel



Date: 9.JAN.2019 00:13:33

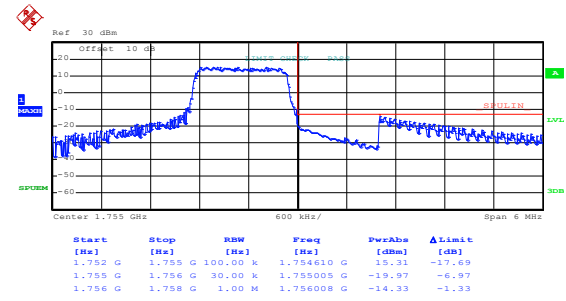
Highest channel

16QAM & RB Size 6



Date: 9.JAN.2019 00:12:36

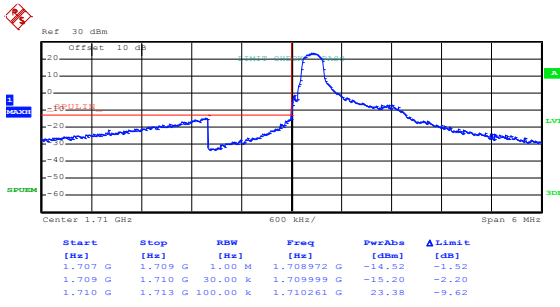
Lowest channel



Date: 9.JAN.2019 00:13:06

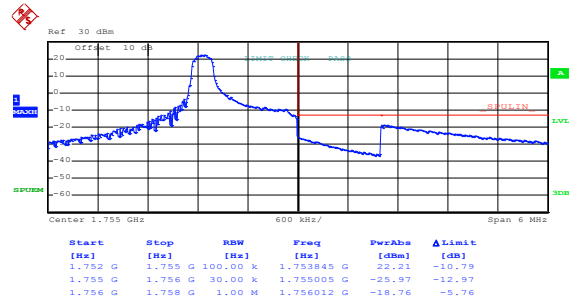
Highest channel

LTE Band 4, BW: 1.4MHz QPSK & RB Size 1



Date: 9.JAN.2019 00:11:57

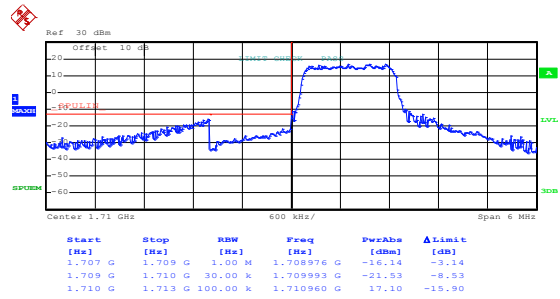
Lowest channel



Date: 9.JAN.2019 00:13:21

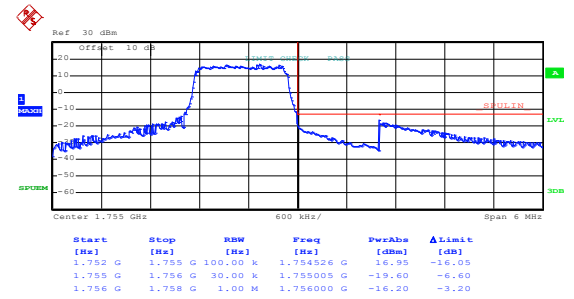
Highest channel

QPSK & RB Size 6



Date: 9.JAN.2019 00:12:26

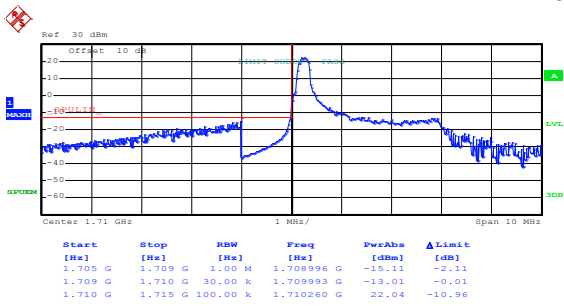
Lowest channel



Date: 9.JAN.2019 00:12:56

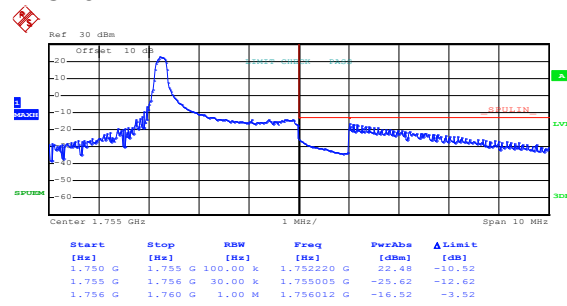
Highest channel

LTE Band 4, BW: 3MHz 16QAM & RB Size 1



Date: 9.JAN.2019 00:16:46

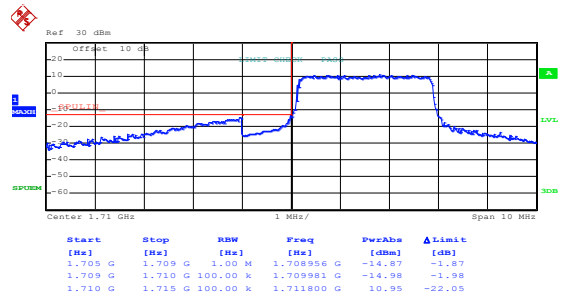
Lowest channel



Date: 9.JAN.2019 00:14:28

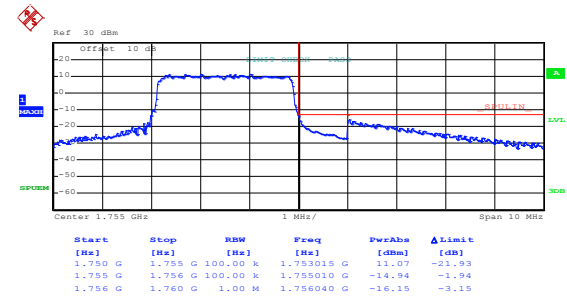
Highest channel

16QAM & RB Size 15



Date: 9.JAN.2019 00:15:41

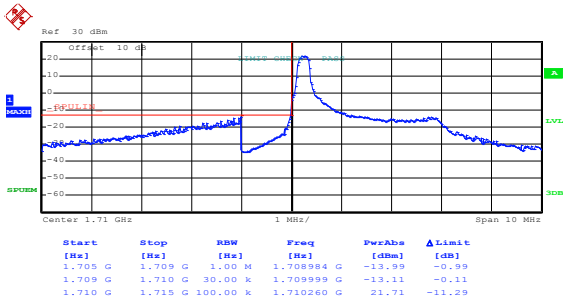
Lowest channel



Date: 9.JAN.2019 00:14:56

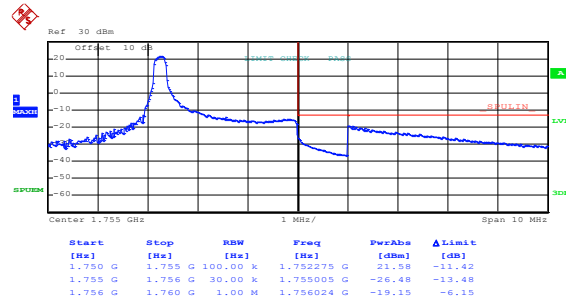
Highest channel

LTE Band 4, BW: 3MHz QPSK & RB Size 1



Date: 9.JAN.2019 00:16:17

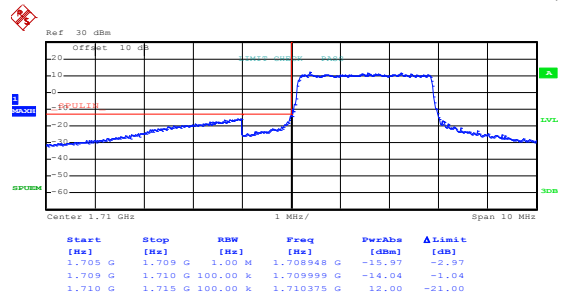
Lowest channel



Date: 9.JAN.2019 00:14:16

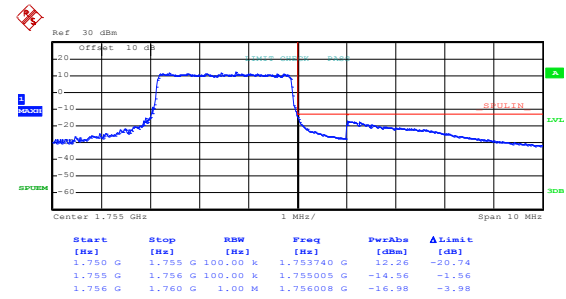
Highest channel

QPSK & RB Size 15



Date: 9.JAN.2019 00:15:31

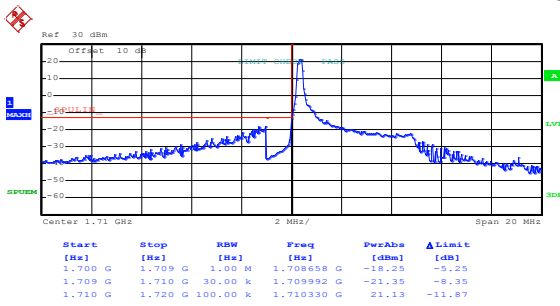
Lowest channel



Date: 9.JAN.2019 00:14:45

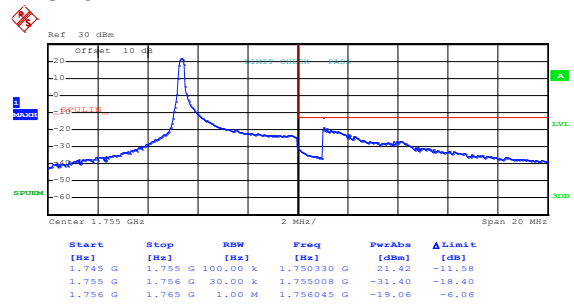
Highest channel

LTE Band 4, BW: 5MHz 16QAM & RB Size 1



Date: 9.JAN.2019 00:19:57

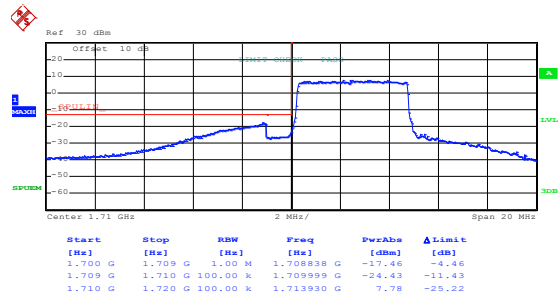
Lowest channel



Date: 9.JAN.2019 00:22:32

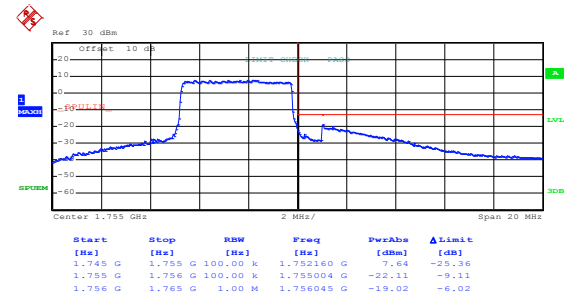
Highest channel

16QAM & RB Size 25



Date: 9.JAN.2019 00:20:44

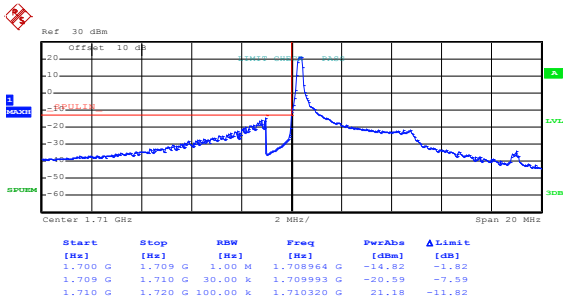
Lowest channel



Date: 9.JAN.2019 00:21:11

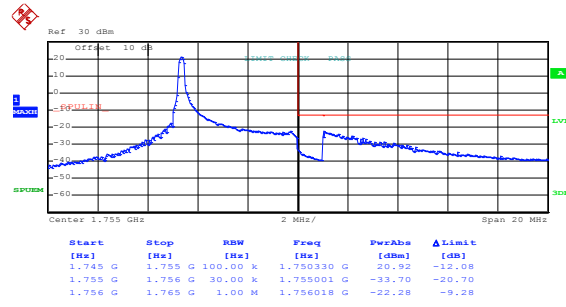
Highest channel

LTE Band 4, BW: 5MHz QPSK & RB Size 1



Date: 9.JAN.2019 00:17:59

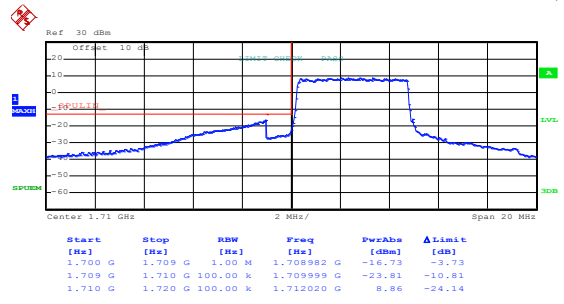
Lowest channel



Date: 9.JAN.2019 00:21:32

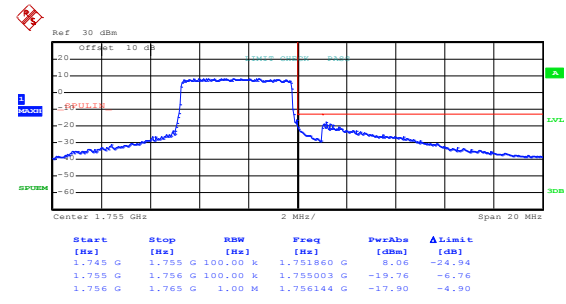
Highest channel

QPSK & RB Size 25



Date: 9.JAN.2019 00:20:36

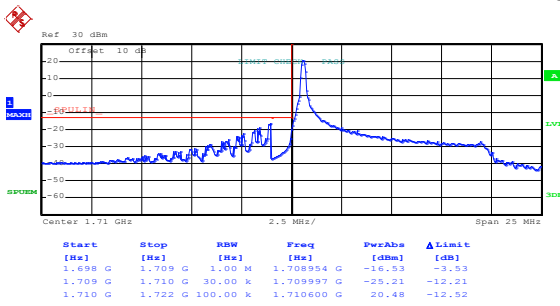
Lowest channel



Date: 9.JAN.2019 00:21:04

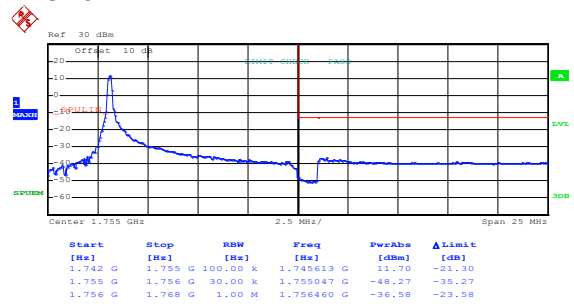
Highest channel

LTE Band 4, BW: 10MHz 16QAM & RB Size 1



Date: 9.JAN.2019 00:26:14

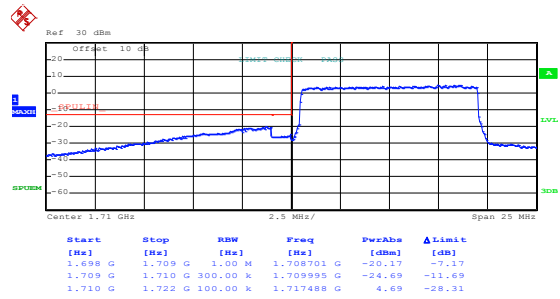
Lowest channel



Date: 9.JAN.2019 00:24:11

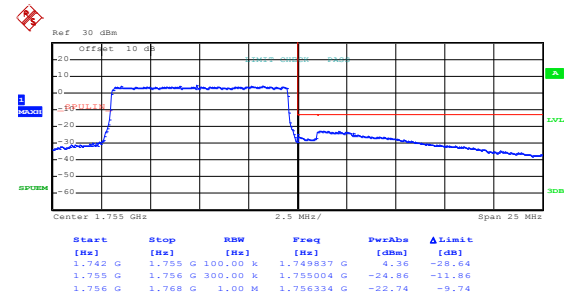
Highest channel

16QAM & RB Size 50



Date: 9.JAN.2019 00:25:36

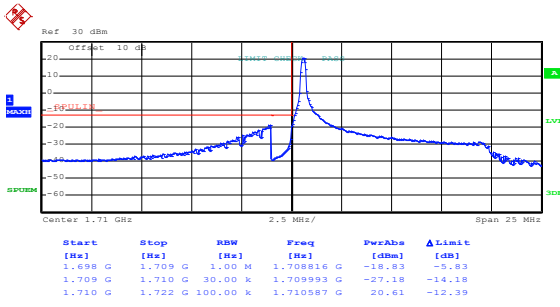
Lowest channel



Date: 9.JAN.2019 00:24:49

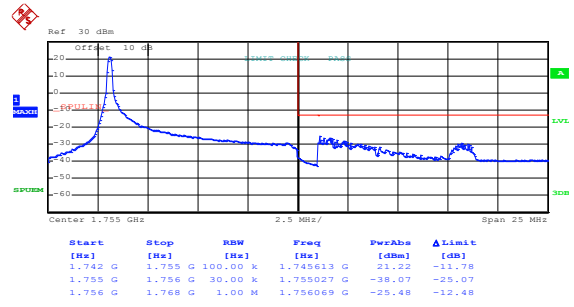
Highest channel

LTE Band 4, BW: 10MHz QPSK & RB Size 1



Date: 9.JAN.2019 00:26:01

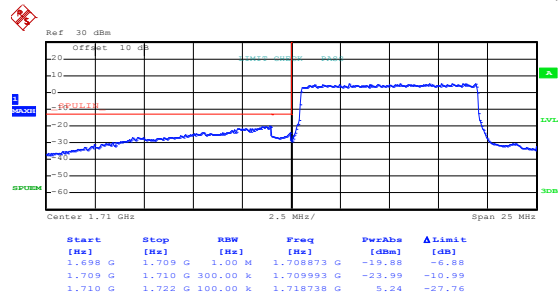
Lowest channel



Date: 9.JAN.2019 00:23:58

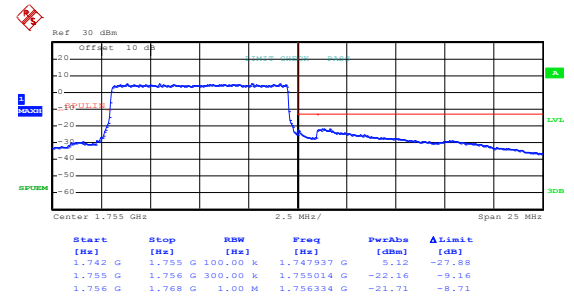
Highest channel

QPSK & RB Size 50



Date: 9.JAN.2019 00:25:22

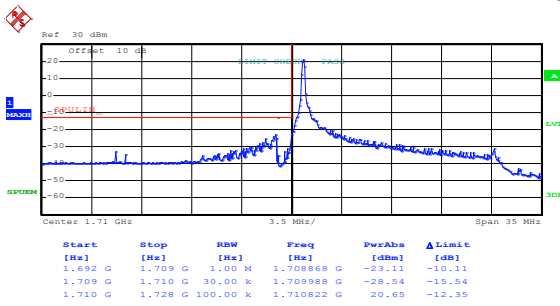
Lowest channel



Date: 9.JAN.2019 00:24:39

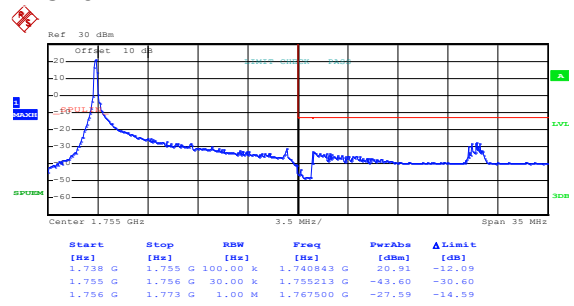
Highest channel

LTE Band 4, BW: 15MHz 16QAM & RB Size 1



Date: 9.JAN.2019 00:27:41

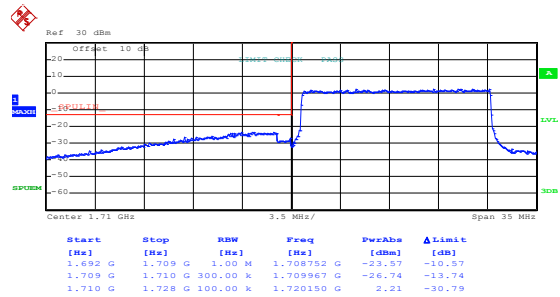
Lowest channel



Date: 9.JAN.2019 00:30:14

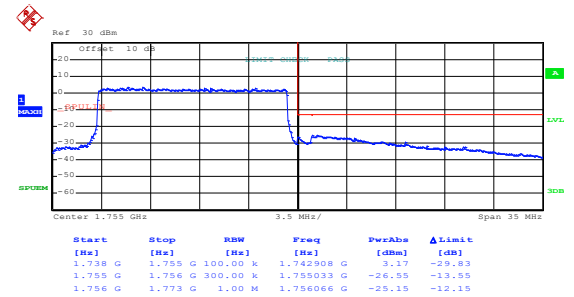
Highest channel

16QAM & RB Size 75



Date: 9.JAN.2019 00:29:23

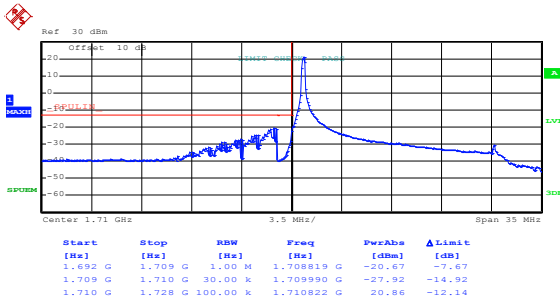
Lowest channel



Date: 9.JAN.2019 00:29:48

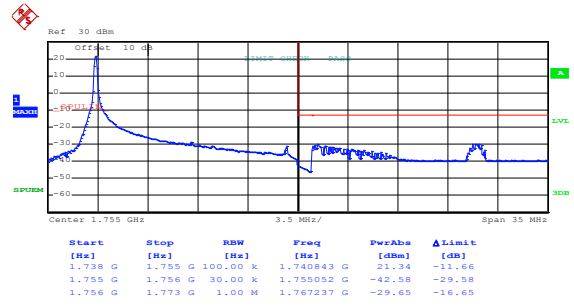
Highest channel

LTE Band 4, BW: 15MHz QPSK & RB Size 1



Date: 9.JAN.2019 00:27:30

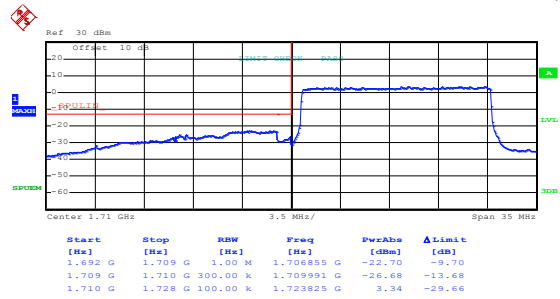
Lowest channel



Date: 9.JAN.2019 00:30:04

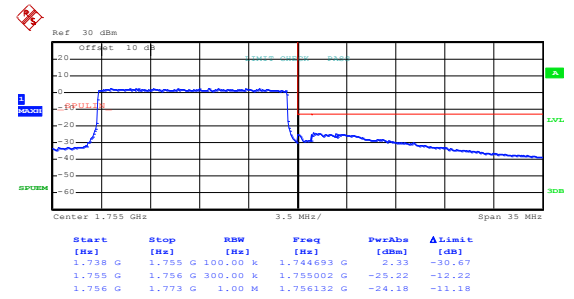
Highest channel

QPSK & RB Size 75



Date: 9.JAN.2019 00:29:14

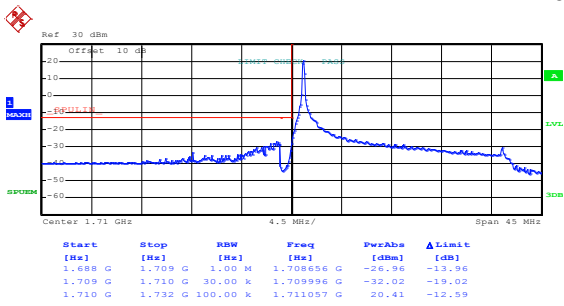
Lowest channel



Date: 9.JAN.2019 00:29:42

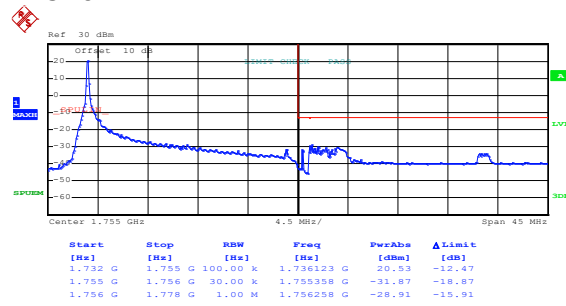
Highest channel

LTE Band 4, BW: 20MHz 16QAM & RB Size 1



Date: 9.JAN.2019 00:32:58

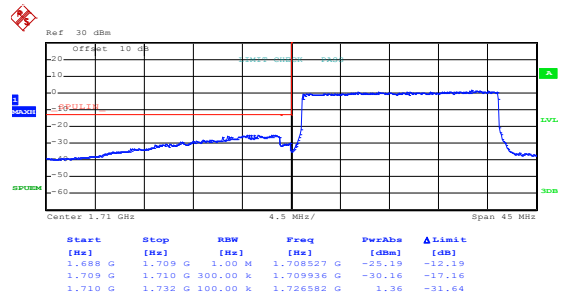
Lowest channel



Date: 9.JAN.2019 00:31:33

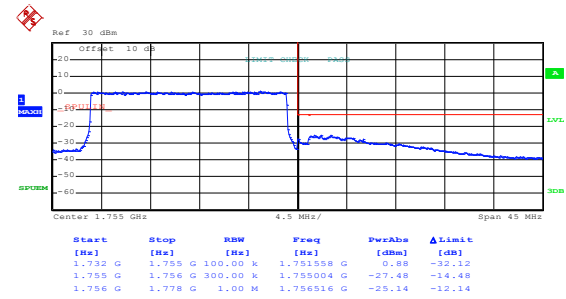
Highest channel

16QAM & RB Size 100



Date: 9.JAN.2019 00:32:28

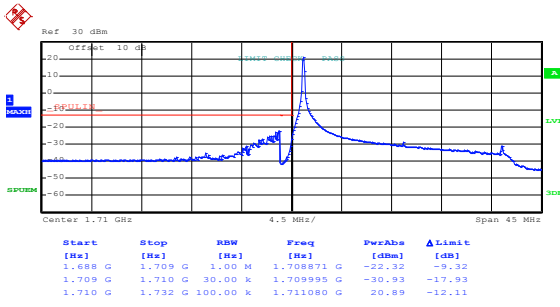
Lowest channel



Date: 9.JAN.2019 00:32:01

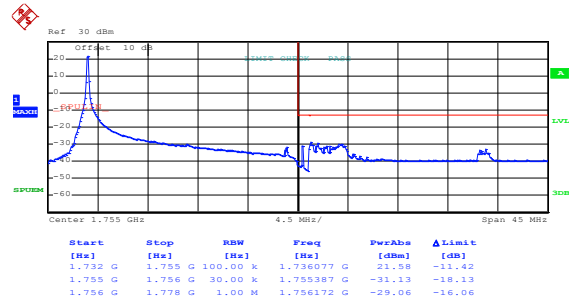
Highest channel

LTE Band 4, BW: 20MHz QPSK & RB Size 1



Date: 9.JAN.2019 00:32:46

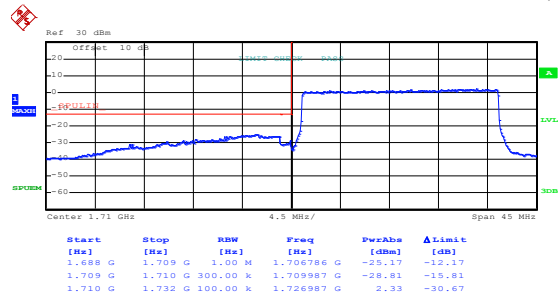
Lowest channel



Date: 9.JAN.2019 00:31:19

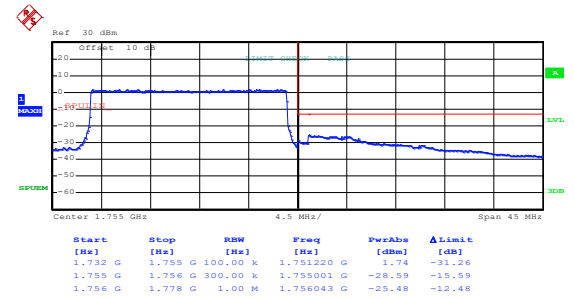
Highest channel

QPSK & RB Size 100



Date: 9.JAN.2019 00:32:19

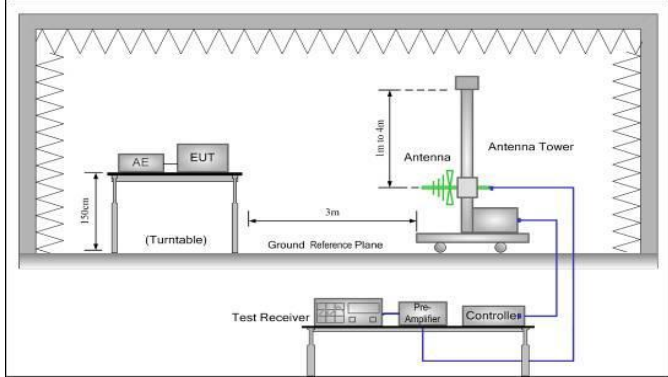
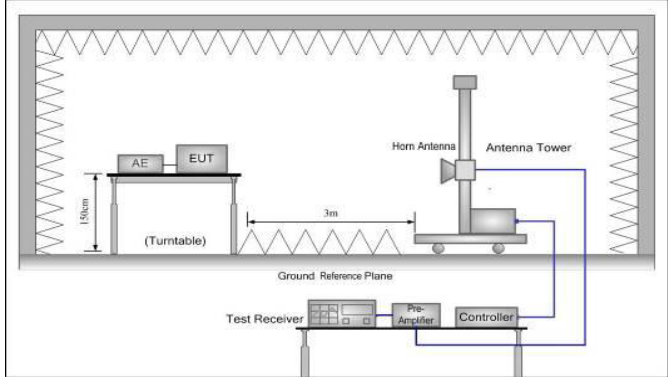
Lowest channel



Date: 9.JAN.2019 00:31:53

Highest channel

6.5 Field strength of spurious radiation measurement

Test Requirement:	Part 24.238 (a), Part 27.53(h)
Test Method:	ANSI/TIA-603-D 2010
Limit:	LTE Band 2 & 4: The power of any emission outside a licensee's frequency block shall be attenuated below the transmitter power (P) in watts by at least $43 + 10 \log_{10}(P)$ dB (-13 dBm).
Test setup:	<p>Below 1GHz</p>  <p>Above 1GHz</p> 
Test Procedure:	<ol style="list-style-type: none"> 1. The EUT was placed on an non-conductive turntable using a non-conductive support. The radiated emission at the fundamental frequency was measured at 3 m with a test antenna and EMI spectrum analyzer. 2. During the tests, the antenna height and the EUT azimuth were varied in order to identify the maximum level of emissions from the EUT. This maximization process was repeated with the EUT positioned in each of its three orthogonal orientations. 3. The frequency range up to tenth harmonic was investigated for each of three fundamental frequency (low, middle and high channels). Once spurious emission was identified, the power of the emission was determined using the substitution method. 4. The spurious emissions attenuation was calculated as the difference between radiated power at the fundamental frequency and the spurious emissions frequency. $ERP / EIRP = S.G. \text{ output (dBm)} + \text{Antenna Gain(dB/dBi)} - \text{Cable Loss (dB)}$
Test Instruments:	Refer to section 5.9 for details
Test mode:	Refer to section 5.3 for details.
Test results:	Passed

Measurement Data:

LTE Band 2 part:

LTE Band 2, WB: 1.4MHz				
RB size 1 & RB offset 0				
Frequency (MHz)	Spurious Emission		Limit (dBm)	Result
	Polarization	Level (dBm)		
Lowest Channel				
3701.40	Vertical	-50.13	-13.00	Pass
5552.10	V	-43.28		
7402.00	V	-39.13		
3701.40	Horizontal	-50.73		
5552.10	H	-44.19		
7402.00	H	-38.23		
Middle Channel				
3760.00	Vertical	-50.54	-13.00	Pass
5640.00	V	-43.88		
7520.00	V	-39.00		
3760.00	Horizontal	-50.32		
5640.00	H	-44.00		
7520.00	H	-38.49		
Highest Channel				
3816.60	Vertical	-50.83	-13.00	Pass
5724.90	V	-43.71		
7633.20	V	-39.58		
3816.60	Horizontal	-50.41		
5724.90	H	-44.13		
7633.20	H	-38.91		
<p>Note:</p> <ol style="list-style-type: none"> The emission levels of below 1 GHz are 20 dB lower than the limit so not show in this report. For above 1 GHz, all test modes were performed, and just the worst case shown in the report. 				

LTE Band 2, WB: 3MHz				
RB size 1 & RB offset 0				
Frequency (MHz)	Spurious Emission		Limit (dBm)	Result
	Polarization	Level (dBm)		
Lowest Channel				
3703.00	Vertical	-50.71	-13.00	Pass
5554.50	V	-43.21		
7406.00	V	-39.71		
3703.00	Horizontal	-50.19		
5554.50	H	-44.61		
7406.00	H	-38.49		
Middle Channel				
3760.00	Vertical	-50.38	-13.00	Pass
5640.00	V	-43.49		
7520.00	V	-39.51		
3760.00	Horizontal	-50.47		
5640.00	H	-44.42		
7520.00	H	-38.21		
Highest Channel				
3817.00	Vertical	-50.06	-13.00	Pass
5725.50	V	-43.16		
7634.00	V	-39.48		
3817.00	Horizontal	-50.25		
5725.50	H	-44.12		
7634.00	H	-38.48		
<p><i>Note:</i></p> <ol style="list-style-type: none"> <i>The emission levels of below 1 GHz are 20 dB lower than the limit so not show in this report.</i> <i>For above 1 GHz, all test modes were performed, and just the worst case shown in the report.</i> 				

LTE Band 2, WB: 5MHz				
RB size 1 & RB offset 0				
Frequency (MHz)	Spurious Emission		Limit (dBm)	Result
	Polarization	Level (dBm)		
Lowest Channel				
3705.00	Vertical	-50.27	-13.00	Pass
5557.50	V	-43.15		
7410.00	V	-39.77		
3705.00	Horizontal	-50.14		
5557.50	H	-44.72		
7410.00	H	-38.64		
Middle Channel				
3760.00	Vertical	-50.10	-13.00	Pass
5640.00	V	-43.96		
7520.00	V	-39.71		
3760.00	Horizontal	-50.28		
5640.00	H	-44.19		
7520.00	H	-38.23		
Highest Channel				
3815.00	Vertical	-50.47	-13.00	Pass
5722.50	V	-43.22		
7630.00	V	-39.15		
3815.00	Horizontal	-50.97		
5722.50	H	-44.59		
7630.00	H	-38.46		
<p><i>Note:</i></p> <ol style="list-style-type: none"> <i>The emission levels of below 1 GHz are 20 dB lower than the limit so not show in this report.</i> <i>For above 1 GHz, all test modes were performed, and just the worst case shown in the report.</i> 				

LTE Band 2, WB: 10MHz				
RB size 1 & RB offset 0				
Frequency (MHz)	Spurious Emission		Limit (dBm)	Result
	Polarization	Level (dBm)		
Lowest Channel				
3710.00	Vertical	-50.61	-13.00	Pass
5565.00	V	-43.57		
7420.00	V	-39.26		
3710.00	Horizontal	-50.37		
5565.00	H	-44.13		
7420.00	H	-38.07		
Middle Channel				
3760.00	Vertical	-50.36	-13.00	Pass
5640.00	V	-43.15		
7520.00	V	-39.85		
3760.00	Horizontal	-50.42		
5640.00	H	-44.18		
7520.00	H	-38.67		
Highest Channel				
3810.00	Vertical	-50.23	-13.00	Pass
5715.00	V	-43.95		
7620.00	V	-39.42		
3810.00	Horizontal	-50.47		
5715.00	H	-44.19		
7620.00	H	-38.28		
<p><i>Note:</i></p> <ol style="list-style-type: none"> <i>The emission levels of below 1 GHz are 20 dB lower than the limit so not show in this report.</i> <i>For above 1 GHz, all test modes were performed, and just the worst case shown in the report.</i> 				

LTE Band 2, WB: 15MHz				
RB size 1 & RB offset 0				
Frequency (MHz)	Spurious Emission		Limit (dBm)	Result
	Polarization	Level (dBm)		
Lowest Channel				
3715.00	Vertical	-50.94	-13.00	Pass
5572.50	V	-43.69		
7430.00	V	-39.23		
3715.00	Horizontal	-50.72		
5572.50	H	-44.10		
7430.00	H	-38.56		
Middle Channel				
3760.00	Vertical	-50.91	-13.00	Pass
5640.00	V	-43.22		
7520.00	V	-39.15		
3760.00	Horizontal	-50.89		
5640.00	H	-44.71		
7520.00	H	-38.61		
Highest Channel				
3805.00	Vertical	-50.79	-13.00	Pass
5707.50	V	-43.16		
7610.00	V	-39.88		
3805.00	Horizontal	-50.16		
5707.50	H	-44.71		
7610.00	H	-38.25		
<p><i>Note:</i></p> <ol style="list-style-type: none"> <i>The emission levels of below 1 GHz are 20 dB lower than the limit so not show in this report.</i> <i>For above 1 GHz, all test modes were performed, and just the worst case shown in the report.</i> 				

LTE Band 2, WB: 20MHz				
RB size 1 & RB offset 0				
Frequency (MHz)	Spurious Emission		Limit (dBm)	Result
	Polarization	Level (dBm)		
Lowest Channel				
3720.00	Vertical	-50.63	-13.00	Pass
5580.00	V	-43.17		
7440.00	V	-39.25		
3720.00	Horizontal	-50.41		
5580.00	H	-44.79		
7440.00	H	-38.26		
Middle Channel				
3760.00	Vertical	-50.27	-13.00	Pass
5640.00	V	-43.61		
7520.00	V	-39.21		
3760.00	Horizontal	-50.32		
5640.00	H	-44.73		
7520.00	H	-38.24		
Highest Channel				
3800.00	Vertical	-50.29	-13.00	Pass
5700.00	V	-43.41		
7600.00	V	-39.25		
3800.00	Horizontal	-50.46		
5700.00	H	-44.72		
7600.00	H	-38.96		
<p><i>Note:</i></p> <ol style="list-style-type: none"> <i>The emission levels of below 1 GHz are 20 dB lower than the limit so not show in this report.</i> <i>For above 1 GHz, all test modes were performed, and just the worst case shown in the report.</i> 				

LTE Band 4 part:

LTE Band 4, WB: 1.4MHz				
RB size 1 & RB offset 0				
Frequency (MHz)	Spurious Emission		Limit (dBm)	Result
	Polarization	Level (dBm)		
Lowest Channel				
3421.40	Vertical	-49.28	-13.00	Pass
5132.10	V	-44.47		
6842.80	V	-39.16		
3421.40	Horizontal	-48.23		
5132.10	H	-45.72		
6842.80	H	-38.66		
Middle Channel				
3465.00	Vertical	-49.32	-13.00	Pass
5197.50	V	-44.71		
6930.00	V	-39.50		
3465.00	Horizontal	-48.91		
5197.50	H	-45.13		
6930.00	H	-38.89		
Highest Channel				
3508.60	Vertical	-49.82	-13.00	Pass
5262.90	V	-44.37		
7017.20	V	-39.56		
3508.60	Horizontal	-48.72		
5262.90	H	-45.24		
7017.20	H	-38.14		
<p><i>Note:</i></p> <ol style="list-style-type: none"> <i>The emission levels of below 1 GHz are 20 dB lower than the limit so not show in this report.</i> <i>For above 1 GHz, all test modes were performed, and just the worst case shown in the report.</i> 				

LTE Band 4, WB: 3MHz				
RB size 1 & RB offset 0				
Frequency (MHz)	Spurious Emission		Limit (dBm)	Result
	Polarization	Level (dBm)		
Lowest Channel				
3423.00	Vertical	-49.15	-13.00	Pass
5134.50	V	-44.23		
6846.00	V	-39.73		
3423.00	Horizontal	-48.15		
5134.50	H	-45.79		
6846.00	H	-38.21		
Middle Channel				
3465.00	Vertical	-49.85	-13.00	Pass
5197.50	V	-44.27		
6930.00	V	-39.17		
3465.00	Horizontal	-48.36		
5197.50	H	-45.25		
6930.00	H	-38.91		
Highest Channel				
3507.00	Vertical	-49.39	-13.00	Pass
5260.50	V	-44.25		
7014.00	V	-39.78		
3507.00	Horizontal	-48.26		
5260.50	H	-45.71		
7014.00	H	-38.69		
<p><i>Note:</i></p> <ol style="list-style-type: none"> <i>The emission levels of below 1 GHz are 20 dB lower than the limit so not show in this report.</i> <i>For above 1 GHz, all test modes were performed, and just the worst case shown in the report.</i> 				

LTE Band 4, WB: 5MHz				
RB size 1 & RB offset 0				
Frequency (MHz)	Spurious Emission		Limit (dBm)	Result
	Polarization	Level (dBm)		
Lowest Channel				
3425.00	Vertical	-49.52	-13.00	Pass
5137.50	V	-44.31		
6850.00	V	-39.57		
3425.00	Horizontal	-48.51		
5137.50	H	-45.27		
6850.00	H	-38.61		
Middle Channel				
3465.00	Vertical	-49.79	-13.00	Pass
5197.50	V	-44.23		
6930.00	V	-39.19		
3465.00	Horizontal	-48.27		
5197.50	H	-45.82		
6930.00	H	-38.14		
Highest Channel				
3505.00	Vertical	-49.24	-13.00	Pass
5257.50	V	-44.89		
7010.00	V	-39.27		
3505.00	Horizontal	-48.15		
5257.50	H	-45.73		
7010.00	H	-38.16		
<p><i>Note:</i></p> <ol style="list-style-type: none"> <i>The emission levels of below 1 GHz are 20 dB lower than the limit so not show in this report.</i> <i>For above 1 GHz, all test modes were performed, and just the worst case shown in the report.</i> 				

LTE Band 4, WB: 10MHz				
RB size 1 & RB offset 0				
Frequency (MHz)	Spurious Emission		Limit (dBm)	Result
	Polarization	Level (dBm)		
Lowest Channel				
3430.00	Vertical	-49.71	-13.00	Pass
5145.00	V	-44.92		
6860.00	V	-39.26		
3430.00	Horizontal	-48.61		
5145.00	H	-45.26		
6860.00	H	-38.94		
Middle Channel				
3465.00	Vertical	-49.71	-13.00	Pass
5197.50	V	-44.36		
6930.00	V	-39.24		
3465.00	Horizontal	-48.15		
5197.50	H	-45.38		
6930.00	H	-38.16		
Highest Channel				
3500.00	Vertical	-49.23	-13.00	Pass
5250.00	V	-44.78		
7000.00	V	-39.15		
3500.00	Horizontal	-48.38		
5250.00	H	-45.27		
7000.00	H	-38.13		
<p><i>Note:</i></p> <ol style="list-style-type: none"> <i>The emission levels of below 1 GHz are 20 dB lower than the limit so not show in this report.</i> <i>For above 1 GHz, all test modes were performed, and just the worst case shown in the report.</i> 				

LTE Band 4, WB: 15MHz				
RB size 1 & RB offset 0				
Frequency (MHz)	Spurious Emission		Limit (dBm)	Result
	Polarization	Level (dBm)		
Lowest Channel				
3435.00	Vertical	-49.32	-13.00	Pass
5152.50	V	-44.18		
6870.00	V	-39.85		
3435.00	Horizontal	-48.17		
5152.50	H	-45.29		
6870.00	H	-38.19		
Middle Channel				
3465.00	Vertical	-49.27	-13.00	Pass
5197.50	V	-44.18		
6930.00	V	-39.54		
3465.00	Horizontal	-48.73		
5197.50	H	-45.19		
6930.00	H	-38.67		
Highest Channel				
3495.00	Vertical	-49.48	-13.00	Pass
5242.50	V	-44.17		
6990.00	V	-39.63		
3495.00	Horizontal	-48.26		
5242.50	H	-45.21		
6990.00	H	-38.44		
<p><i>Note:</i></p> <ol style="list-style-type: none"> <i>The emission levels of below 1 GHz are 20 dB lower than the limit so not show in this report.</i> <i>For above 1 GHz, all test modes were performed, and just the worst case shown in the report.</i> 				

LTE Band 4, WB: 20MHz				
RB size 1 & RB offset 0				
Frequency (MHz)	Spurious Emission		Limit (dBm)	Result
	Polarization	Level (dBm)		
Lowest Channel				
3440.00	Vertical	-49.26	-13.00	Pass
5160.00	V	-44.72		
6880.00	V	-39.61		
3440.00	Horizontal	-48.13		
5160.00	H	-45.72		
6880.00	H	-38.39		
Middle Channel				
3465.00	Vertical	-49.13	-13.00	Pass
5197.50	V	-44.20		
6930.00	V	-39.03		
3465.00	Horizontal	-48.61		
5197.50	H	-45.82		
6930.00	H	-38.69		
Highest Channel				
3490.00	Vertical	-49.73	-13.00	Pass
5235.00	V	-44.15		
6980.00	V	-39.85		
3490.00	Horizontal	-48.34		
5235.00	H	-45.79		
6980.00	H	-38.53		
<p><i>Note:</i></p> <ol style="list-style-type: none"> <i>The emission levels of below 1 GHz are 20 dB lower than the limit so not show in this report.</i> <i>For above 1 GHz, all test modes were performed, and just the worst case shown in the report.</i> 				

6.6 Frequency stability V.S. Temperature measurement

Test Requirement:	Part 24.235, Part 27.54, Part 2.1055(a)(1)(b)
Test Method:	ANSI/TIA-603-D 2010
Limit:	±2.5ppm
Test setup:	
Test procedure:	<ol style="list-style-type: none"> 1. The equipment under test was connected to an external DC power supply and input rated voltage. 2. RF output was connected to a frequency counter or spectrum analyzer via feed through attenuators. 3. The EUT was placed inside the temperature chamber. 4. Set the spectrum analyzer RBW low enough to obtain the desired frequency resolution and measure EUT 25°C operating frequency as reference frequency. 5. Turn EUT off and set the chamber temperature to -30°C. After the temperature stabilized for approximately 30 minutes recorded the frequency. 6. Repeat step measure with 10°C increased per stage until the highest temperature of +50°C reached
Test Instruments:	Refer to section 5.9 for details
Test mode:	Refer to section 5.3 for details
Test results:	Passed

Measurement Data (worst case):

LTE Band 2 part:

Reference Frequency: LTE Band 2 (10MHz) Middle channel=18900 channel=1880.00MHz					
Power supplied (Vdc)	Temperature (°C)	Frequency error		Limit (ppm)	Result
		Hz	ppm		
QPSK					
3.80	-30	196	0.10426	±2.5	Pass
	-20	153	0.08138		
	-10	161	0.08564		
	0	121	0.06436		
	10	186	0.09894		
	20	172	0.09149		
	30	112	0.05957		
	40	103	0.05479		
	50	148	0.07872		
16QAM					
3.80	-30	121	0.06436	±2.5	Pass
	-20	148	0.07872		
	-10	164	0.08723		
	0	120	0.06383		
	10	142	0.07553		
	20	138	0.07340		
	30	154	0.08191		
	40	131	0.06968		
	50	136	0.07234		
<i>Note: Only the worst case shown in the report.</i>					

LTE Band 4 part:

Reference Frequency: LTE Band 4 (10MHz) Middle channel=20175 channel=1732.50MHz					
Power supplied (Vdc)	Temperature (°C)	Frequency error		Limit (ppm)	Result
		Hz	ppm		
QPSK					
3.80	-30	196	0.113131	±2.5	Pass
	-20	153	0.088312		
	-10	161	0.092929		
	0	121	0.069841		
	10	186	0.107359		
	20	172	0.099278		
	30	112	0.064646		
	40	103	0.059452		
	50	148	0.085426		
16QAM					
3.80	-30	121	0.069841	±2.5	Pass
	-20	148	0.085426		
	-10	164	0.094661		
	0	120	0.069264		
	10	142	0.081962		
	20	138	0.079654		
	30	154	0.088889		
	40	131	0.075613		
	50	136	0.078499		
<i>Note: Only the worst case shown in the report.</i>					

6.7 Frequency stability V.S. Voltage measurement

Test Requirement:	Part 24.235, Part 27.54, Part 2.1055(d)(2)
Test Method:	ANSI/TIA-603-D 2010
Limit:	±2.5ppm
Test setup:	<p>The diagram illustrates the test setup. A Power Source is connected to a Divider. The Divider is connected to two Spectrum Analyzers (SS and SA) and an EUT (Equipment Under Test) inside a Temperature & Humidity Chamber. The Power Source is also connected to the EUT.</p>
Test procedure:	<ol style="list-style-type: none"> 1. Set chamber temperature to 25°C. Use a variable DC power source to power the EUT and set the voltage to rated voltage. 2. Set the spectrum analyzer RBW low enough to obtain the desired frequency resolution and recorded the frequency. 3. Reduce the input voltage to specify extreme voltage variation (+/- 15%) and endpoint, record the maximum frequency change.
Test Instruments:	Refer to section 5.9 for details
Test mode:	Refer to section 5.3 for details
Test results:	Passed

Measurement Data (worst case):

LTE Band 2 part:

Reference Frequency: LTE Band 2(10MHz) Middle channel=18900 channel=1880.00MHz					
Temperature (°C)	Power supplied (Vdc)	Frequency error		Limit (ppm)	Result
		Hz	ppm		
QPSK					
25	4.35	100	0.053191	±2.5	Pass
	3.80	67	0.035638		
	3.50	76	0.040426		
16QAM					
25	4.35	82	0.043617	±2.5	Pass
	3.80	98	0.052128		
	3.50	50	0.026596		

Note: Only the worst case shown in the report.

LTE Band 4 part:

Reference Frequency: LTE Band 4(10MHz) Middle channel=20175 channel=1732.50MHz					
Temperature (°C)	Power supplied (Vdc)	Frequency error		Limit (ppm)	Result
		Hz	ppm		
QPSK					
25	4.35	96	0.055411	±2.5	Pass
	3.80	63	0.036364		
	3.50	72	0.041558		
16QAM					
25	4.35	78	0.045022	±2.5	Pass
	3.80	94	0.054257		
	3.50	46	0.026551		

Note: Only the worst case shown in the report.