

## 7.5. Conducted Band Edge and Out-of-Band Emissions

### 7.5.1. Test Limit

The limit for out-of-band spurious emissions at the band edge is 20dB below the fundamental emission level, as determined from the in-band power measurement of the DTS channel performed in a 100 kHz bandwidth per the PSD procedure.

### 7.5.2. Test Procedure Used


KDB 558074 D01 v05r02 - Section 8.5 & Section 8.6

ANSI C63.10 – Section 11.11&11.12

### 7.5.3. Test Setting

- (a) Set the center frequency and span to encompass frequency range to be measured
- (b) RBW = 100kHz
- (c) VBW = 300kHz
- (d) Detector = Peak
- (e) Trace mode = max hold
- (f) Sweep time = auto couple
- (g) The trace was allowed to stabilize

### 7.5.4. Test Setup



### 7.5.5. Test Result

TestMode	Antenna	Channel	FreqRange [Mhz]	RefLevel [dBm]	Result [dBm]	Limit [dBm]	Verdict
11B	Ant1	2412	Reference	6.62	6.62	---	PASS
			30~1000	6.62	-61.63	≤-23.38	PASS
			1000~26500	6.62	-45.41	≤-23.38	PASS
		2437	Reference	9.16	9.16	---	PASS
			30~1000	9.16	-61.23	≤-20.84	PASS
			1000~26500	9.16	-41.24	≤-20.84	PASS
		2462	Reference	7.92	7.92	---	PASS
			30~1000	7.92	-61.11	≤-22.08	PASS
			1000~26500	7.92	-45.41	≤-22.08	PASS
11G	Ant1	2412	Reference	1.99	1.99	---	PASS
			30~1000	1.99	-52.53	≤-28.01	PASS
			1000~26500	1.99	-53.05	≤-28.01	PASS
		2437	Reference	5.25	5.25	---	PASS
			30~1000	5.25	-61.49	≤-24.75	PASS
			1000~26500	5.25	-44.23	≤-24.75	PASS
		2462	Reference	-0.87	-0.87	---	PASS
			30~1000	-0.87	-62.17	≤-30.87	PASS
			1000~26500	-0.87	-53.1	≤-30.87	PASS
11N20SISO	Ant1	2412	Reference	0.87	0.87	---	PASS
			30~1000	0.87	-51.93	≤-29.13	PASS
			1000~26500	0.87	-52.24	≤-29.13	PASS
		2437	Reference	4.08	4.08	---	PASS
			30~1000	4.08	-62.43	≤-25.92	PASS
			1000~26500	4.08	-53.23	≤-25.92	PASS
		2462	Reference	-1.90	-1.90	---	PASS
			30~1000	-1.90	-61.56	≤-31.9	PASS
			1000~26500	-1.90	-52.31	≤-31.9	PASS

### 11B\_Ant1\_Low\_2412



### 11B\_Ant1\_High\_2462



### 11G\_Ant1\_Low\_2412



### 11G\_Ant1\_High\_2462



11N20SISO\_Ant1\_Low\_2412



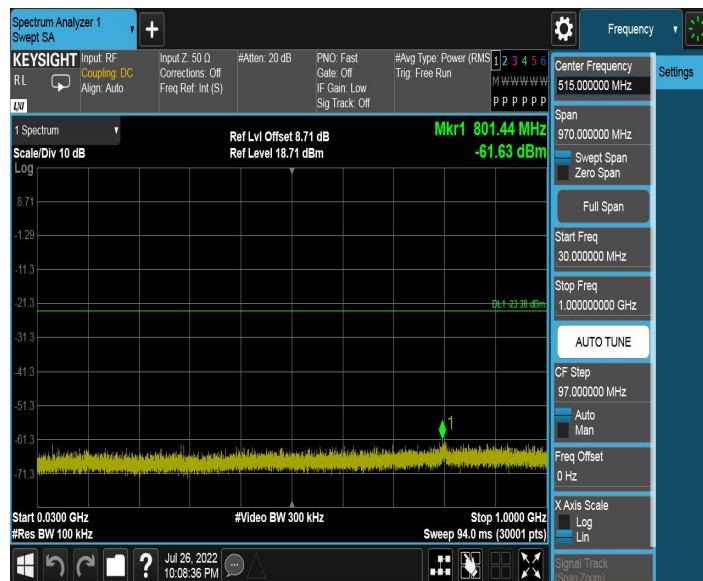
11N20SISO\_Ant1\_High\_2462



11B\_Ant1\_2412\_0~Reference



11B\_Ant1\_2412\_30~1000



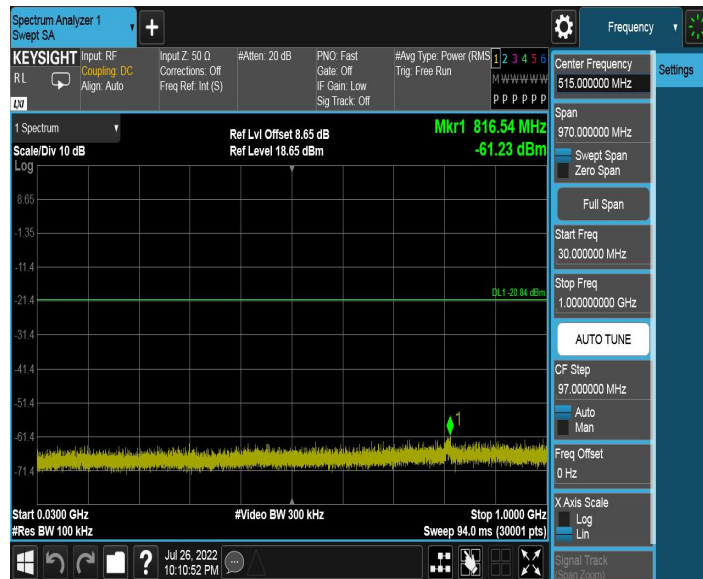
11B\_Ant1\_2412\_1000~26500



11B\_Ant1\_2437\_0~Reference



11B\_Ant1\_2437\_30~1000



11B\_Ant1\_2437\_1000~26500

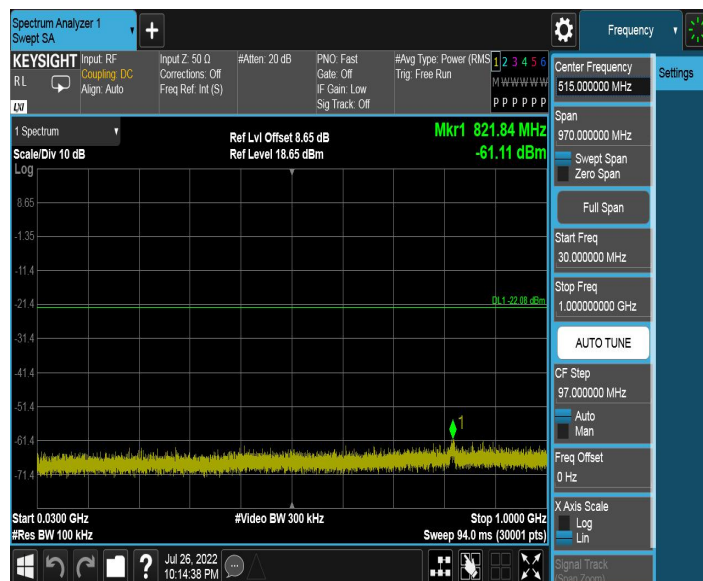




11B\_Ant1\_2462\_0~Reference



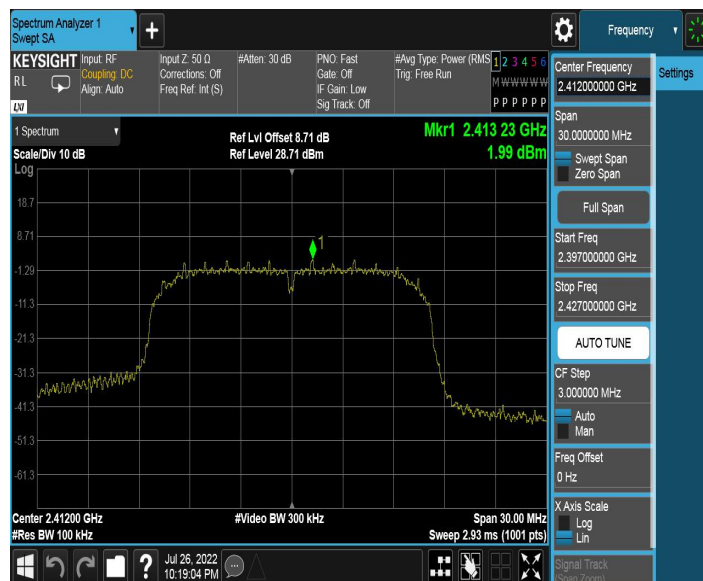
11B\_Ant1\_2462\_30~1000



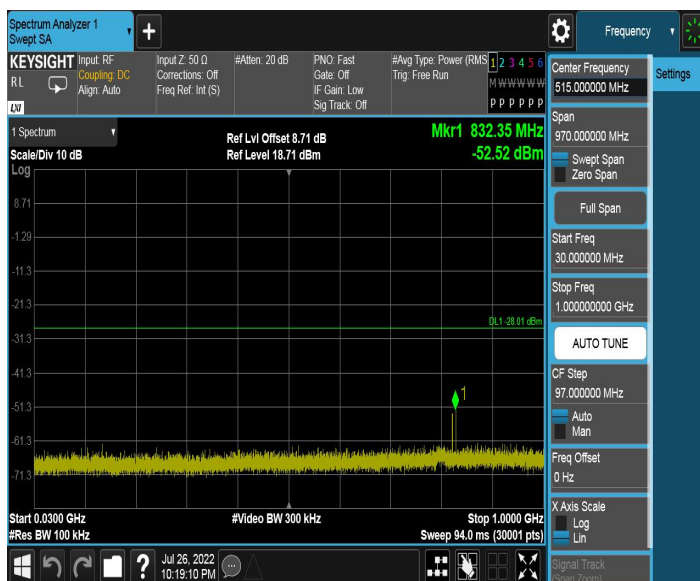
11B\_Ant1\_2462\_1000~26500



11G\_Ant1\_2412\_0~Reference



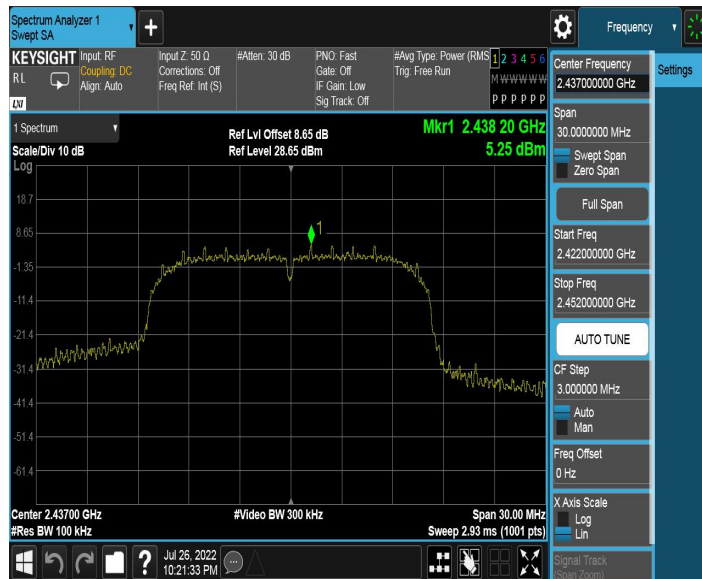
11G\_Ant1\_2412\_30~1000



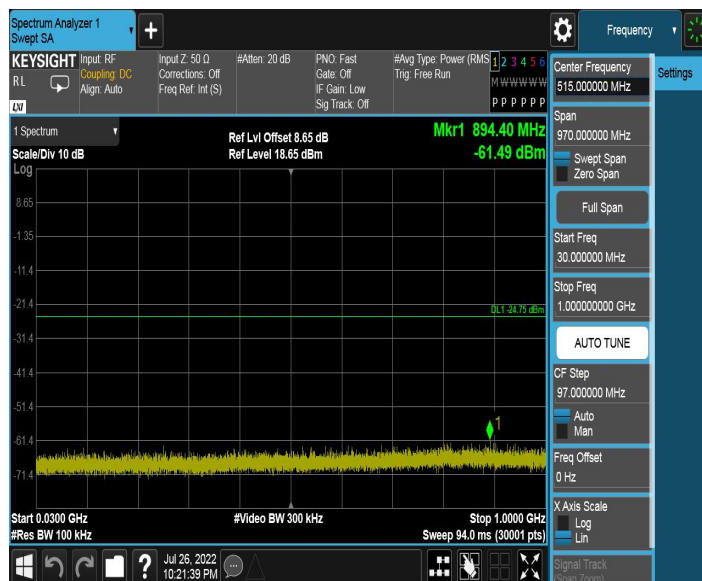
11G\_Ant1\_2412\_1000~26500



11G\_Ant1\_2437\_0~Reference



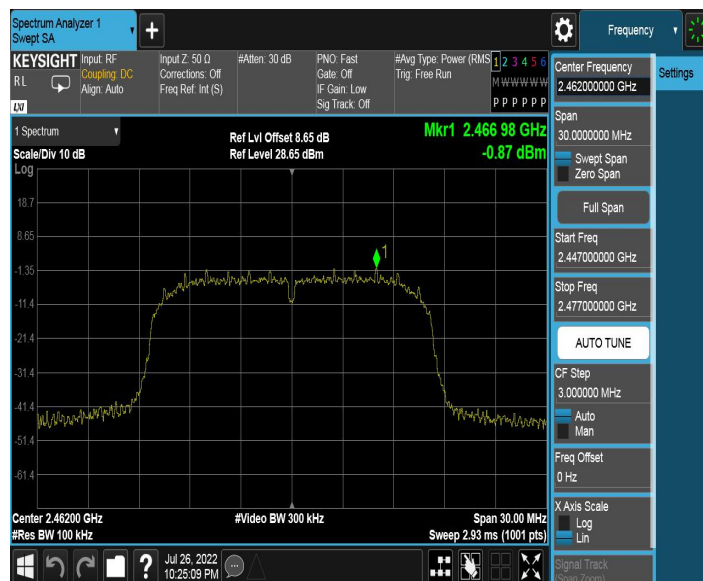
11G\_Ant1\_2437\_30~1000



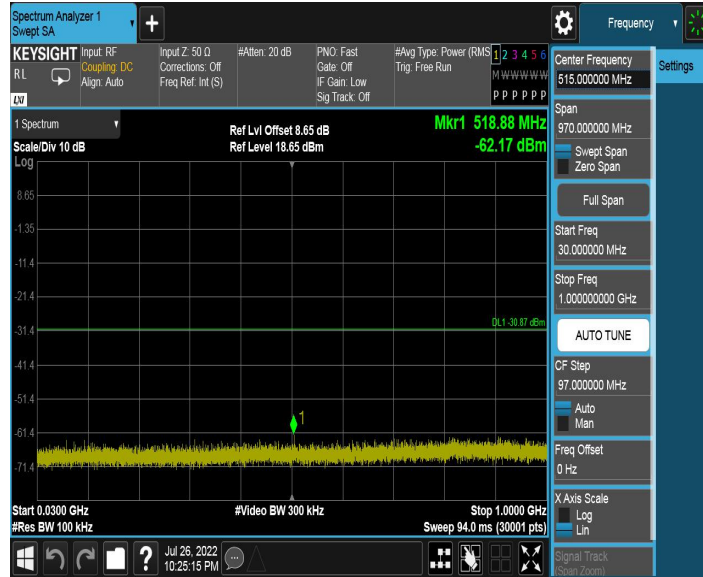
11G\_Ant1\_2437\_1000~26500



11G\_Ant1\_2462\_0~Reference



11G\_Ant1\_2462\_30~1000



11G\_Ant1\_2462\_1000~26500



11N20SISO\_Ant1\_2412\_0~Reference



11N20SISO\_Ant1\_2412\_30~1000

