

**bodivis**


**H1**

Instruction

Customer service:  
0086 10 8249 0239

Please read the instruction carefully

### 01 | Preparation



#### Placement of the batteries

Open the lid of the battery site and put the 4 AAA batteries in.



#### App

Search bodivis in the Apple App Store or Google Play. Or please scan the QR code to download the App.

### 02 | Connection of the body composition scale

- + Start the App, register and log in with Twitter, Facebook, or your email address. Then bind your mobile phone with the scale and input information under the guidance of the App. After steps above, you could look over your records of measurements.
- + The personal information would be used for the measurement. To guarantee the accuracy of results, please input correct personal information.

### 03 | Use



- + Please put the body composition scale on hard and flat floor.
- + Please stand on the scale barefoot according to the instruction of the picture and make sure the skin of your foot touch the conducting film well.
- + The scale would start to measure after the weight figure turns to be stabilized. It means the measurement has been finished when the LED screen shows YES. Step down the scale and check the results on the App.











- ErrF** It means the scale fails to measure when the LED screen shows ErrF. Please consult it to the Customer Service.
- ErrE** It means there's communication error when the screen shows ErrE.
- O-Ld** It means the weight has exceeded the weight range of the scale when the screen shows O-Ld.
- Lo** It means the batteries are going to run out of energy and need to be changed when the screen shows Lo. If the batteries are new, please make sure if you have installed the batteries in correct way.

### 04 | Set the unit of weight

You could set the unit of weight by pressing the key on the back of the scale. Kilogram and pound could be chosen.



### 05 | Parameter

 Size 320*320*23 mm	 Net weight 2 kg	 Operating temperature 5°C-40°C	 Power supply 4 AAA batteries	 Maximum RF output power 0dBm
 Weight range 5 kg-150 kg	 Wireless connection Bluetooth 4.0 or above	 Device request Android4.3 IOS9.0 or above	 Unit of weight Kg/lb	 Frequency Range 2400MHz-2483.5MHz

## 06 | After-sales service

The warranty period is 1 year.

If there's breakdown about the scale, please contact with our distributor, dealer, or contact us directly. If the scale is out of warranty period, charge would be needed according to our after-sales service rules.

Please don't separate the scale by yourself.

Free warranty wouldn't be provided in situations below:

- + Products without invoice, or with invoice be altered.
- + Breakdown caused by incorrect use.
- + Products repaired without permission of us.

## 07 | Packing list

Serial number	Name	Quantity
1	Body Composition Scale	1
2	Instruction	1

## Attention

- + Calibration operating is needed for new scales, scales be moved, and scales with new batteries.
- + Calibration: Put the scale on hard and flat surface, step on the scale with one foot and step down immediately when the scale lights, and then wait the 0.0 prompted and disappeared (Do not step on the scale before 0.0 disappeared). Repeat the above procedures for two times to make sure the data becomes stable.
- + People with cardiac pacemaker or other metal devices are banned to make sure the data becomes stable.
- + Pregnant women are banned.  
Applicable age: 7-99 years old

- + NOTE: This equipment has been tested and found to comply with the limits for a Class B digital device, pursuant to part 15 of the FCC Rules. These limits are designed to provide reasonable protection against harmful interference in a residential installation.
- + This equipment generates, uses and can radiate radio frequency energy and, if not installed and used in accordance with the instructions, may cause harmful interference to radio communications. However, there is no guarantee that interference will not occur in a particular installation.
- + If this equipment does cause harmful interference to radio or television reception, which can be determined by turning the equipment off and on, the user is encouraged to try to correct the interference by one or more of the following measures:
  - Reorient or relocate the receiving antenna.
  - Increase the separation between the equipment and receiver.
  - Connect the equipment into an outlet on a circuit different from that to which the receiver is connected.
  - Consult the dealer or an experienced radio/TV technician for help.Changes or modifications not expressly approved by the party responsible for compliance could void the user's authority to operate the equipment.

This device complies with part 15 of the FCC Rules. Operation is subject to the following two conditions: (1) This device may not cause harmful interference, and (2) this device must accept any interference received, including interference that may cause undesired operation.

This device complies with Industry Canada license-exempt RSS standard(s). Operation is subject to the following two conditions:  
(1) this device may not cause interference, and  
(2) this device must accept any interference, including interference that may cause undesired operation of the device.

Le présent appareil est conforme aux CNR d'Industrie Canada applicables aux appareils radio exempts de licence. L'exploitation est autorisée aux deux conditions suivantes :  
(1) l'appareil ne doit pas produire de brouillage, et  
(2) l'utilisateur de l'appareil doit accepter tout brouillage radioélectrique subi, même si le brouillage est susceptible d'en compromettre le fonctionnement.

Manufacturer: Tongfang Health Technology (Beijing) Co., Ltd.  
Address: Room 501, building 24th, Beijing Road No. 68, Haidian District, Beijing, P. R. China.

Website: [www.bodivis.com.cn](http://www.bodivis.com.cn)