

Measurement Results

1-7616/18-01-03_log1_conducted

[Test logging](#)

This addendum is electronically signed and valid without handwritten signature.
For verification of the electronic signatures, the public keys can be requested at the testing laboratory.

Document authorized:

Mihail Dorongovskij
Lab Manager
Radio Communications & EMC

Table of Content

IUT Summary	3
1. Common2G4 Peak Output Power conducted 3MHz_3MHz Generic 2G4	4
2. FCC Part 15.247 Bandwidth 99PCT - 20dB Generic 2G4	8
3. FCC Part 15.247 TX Spurious Conduced Generic 2G4	15
4. FCC Part 15.247 Peak Power Spectral Density DTS ~ Generic 2G4	19
5. FCC Part 15.247 Bandwidth 6dB DTS ~ Generic 2G4	23
6. FCC Part 15.247 Maximum Peak Conducted Output Power DTS ~ Generic 2G4	27

IUT Summary

IUT DEFINITION	
Manufacturer	Treon
Type	Gateway
Serial No.	00000000 ffc0509c
Setup No.	NI
SW Version	NI
HW Version	NI
Comment 1	NI
Comment 2	NI

IUT Common Settings	
Tlow [°C]	0
Tmid [°C]	20
Thigh [°C]	50
Vlow [V]	5.0
Vmid [V]	5.0
Vhigh [V]	5.0
Imax [A]	1
Auto Control enabled Power Supply Climatic Box	No No
Antenna Gain [dBi]	0
Additional Path Loss [dB]	0

1. Common2G4 Peak Output Power conducted 3MHz_3MHz Generic 2G4

Test References	
TC Start	05.02.2019 10:44:41
System Version	1.0.0.13
Test Specification	None
Test Method	
Class / TC Version / TC ID	TC_VM_Common2G4_Peak_Output_Power_Conducted_3MHz_3MHz_V01 Version: 0.0.1 TCID_Common2G4_1
My Description	Peak Output Power conducted 3MHz/3MHz - Generic 2G4
Add. Information	

Test Parameter	
Technology to test	Generic 2G4
Antenna Port used	1
Temperature	mid
Voltage	mid
Frequency low to test	True Freq [MHz] 2402
Frequency mid to test	True Freq [MHz] 2441
Frequency high to test	True Freq [MHz] 2480
Pattern	PRBS9
Switched Path	IUT - SignalingUnit - SpectrumAnalyzer
Devices in use	SigBT: Rohde&Schwarz,CMW,1201.0002k75/100683,3.7.70 SA: Rohde&Schwarz,FSV-30,1321.3008K30/103809,3.40

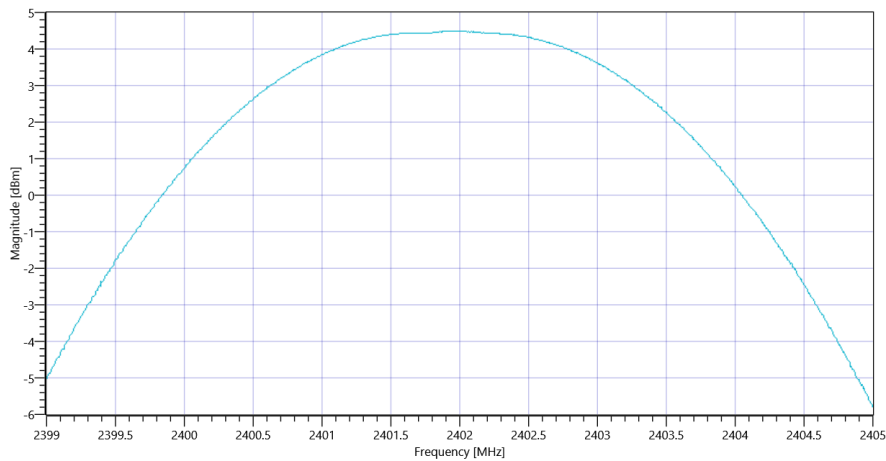
Test at TX 2402 MHz

READ SA SETTINGS:

Ref. Level [dBm]	14.52
Ref. Lev. offs [dB]	9.79
Input Attenuation [dB]	20
Freq. Start [MHz]	2399.000
Freq. Stop [MHz]	2405.000
Resolution BW. [MHz]	3.000000
Video BW. [MHz]	3.000000
Detector	POS
Sweep Time [ms]	1000
Sweep Points/Section	1001
Sweep Count	20
Sweep Mode	MAXH
Used Sweep Type	SWE

RESULT: TC_VM_Common2G4_Peak_Output_Power_Conducted_3MHz_3MHz_V01

Test Description	Lower Limit	Upper Limit	Measured	Unit	Verdict
Peak Power	---	30.00	4.5	dBm	Information
Peak Power	---	1000	2.818383	mW	Information
Frequency at Peak	---	---	2401.982	MHz	Information



Plot_Common2G4 Peak Output Power conducted 3MHz_3MHz Generic 2G4_05022019_104515.png

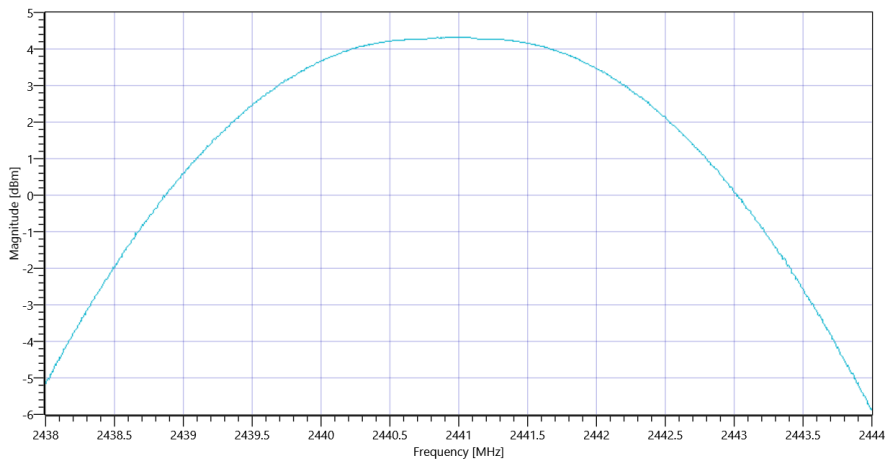
Test at TX 2441 MHz

READ SA SETTINGS:

Ref. Level [dBm]	14.35
Ref. Lev. offs [dB]	9.91
Input Attenuation [dB]	20
Freq. Start [MHz]	2438.000
Freq. Stop [MHz]	2444.000
Resolution BW. [MHz]	3.000000
Video BW. [MHz]	3.000000
Detector	POS
Sweep Time [ms]	1000
Sweep Points/Section	1001
Sweep Count	20
Sweep Mode	MAXH
Used Sweep Type	SWE

RESULT: TC_VM_Common2G4_Peak_Output_Power_Conducted_3MHz_3MHz_V01

Test Description	Lower Limit	Upper Limit	Measured	Unit	Verdict
Peak Power	--	30.00	4.33	dBm	Information
Peak Power	--	1000	2.710192	mW	Information
Frequency at Peak	--	--	2440.994	MHz	Information



Plot_Common2G4 Peak Output Power conducted 3MHz_3MHz Generic 2G4_05022019_104606.png

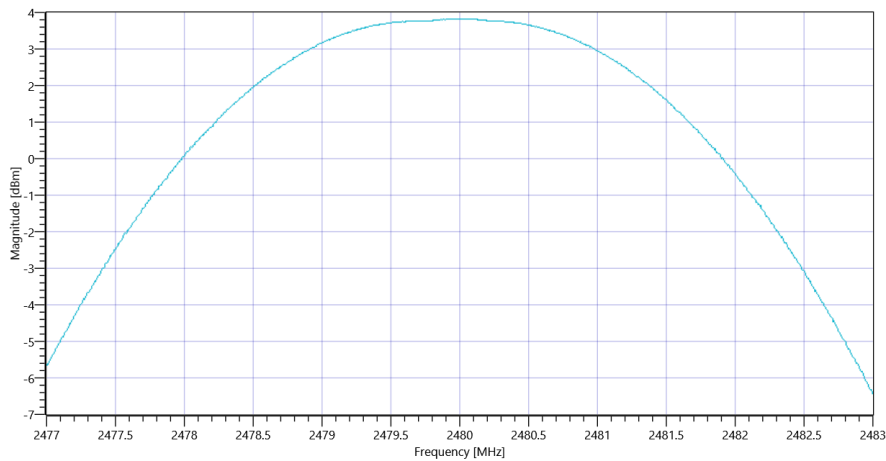
Test at TX 2480 MHz

READ SA SETTINGS:

Ref. Level [dBm]	13.78
Ref. Lev. offs [dB]	9.96
Input Attenuation [dB]	20
Freq. Start [MHz]	2477.000
Freq. Stop [MHz]	2483.000
Resolution BW. [MHz]	3.000000
Video BW. [MHz]	3.000000
Detector	POS
Sweep Time [ms]	1000
Sweep Points/Section	1001
Sweep Count	20
Sweep Mode	MAXH
Used Sweep Type	SWE

RESULT: TC_VM_Common2G4_Peak_Output_Power_Conducted_3MHz_3MHz_V01

Test Description	Lower Limit	Upper Limit	Measured	Unit	Verdict
Peak Power	--	30.00	3.83	dBm	Information
Peak Power	--	1000	2.415461	mW	Information
Frequency at Peak	--	--	2480.018	MHz	Information



Plot_Common2G4 Peak Output Power conducted 3MHz_3MHz Generic 2G4_05022019_104646.png

TEST FINISHED

General Verdict

05.02.2019 10:46:46 / RT: 125 s

PASS

2. FCC Part 15.247 Bandwidth 99PCT - 20dB Generic 2G4

Test References	
TC Start	05.02.2019 10:54:07
System Version	1.0.0.13
Test Specification	FCC Part 15.247
Test Method	
Class / TC Version / TC ID	TC_VM_FCC15247_Bandwidth_99PCT_20dB_DTS_FHSS_V01 Version: 0.0.2 TCID_FCC15247_2
My Description	FCC 15.247 Bandwidth 99PCT - 20dB FHSS - Generic 2G4
Add. Information	

Test Parameter	
Technology to test	Generic 2G4
Antenna Port used	1
Temperature	mid
Voltage	mid
Frequency low to test	True Freq [MHz] 2402
Frequency mid to test	True Freq [MHz] 2441
Frequency high to test	True Freq [MHz] 2480
Pattern	PRBS9
Switched Path	IUT - SignalingUnit - SpectrumAnalyzer
Devices in use	SigBT: Rohde&Schwarz,CMW,1201.0002k75/100683,3.7.70 SA: Rohde&Schwarz,FSV-30,1321.3008K30/103809,3.40

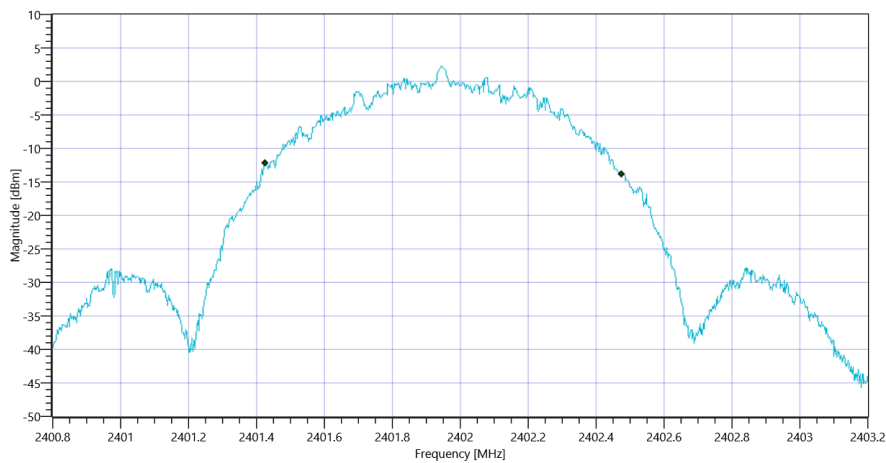
Test at TX 2402 MHz

READ SA SETTINGS:

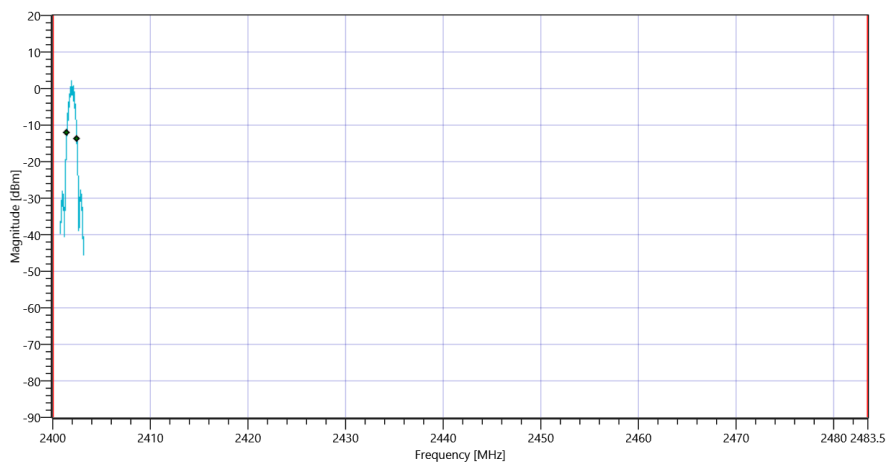
Ref. Level [dBm]	9.25
Ref. Lev. offs [dB]	9.79
Input Attenuation [dB]	15
Freq. Start [MHz]	2400.800
Freq. Stop [MHz]	2403.200
Resolution BW. [MHz]	0.030000
Video BW. [MHz]	0.100000
Detector	POS
Sweep Time [ms]	1000
Sweep Points/Section	1001
Sweep Count	25
Sweep Mode	MAXH
Used Sweep Type	SWE

RESULT: TC_VM_FCC15247_Bandwidth_99PCT_20dB_DTS_FHSS_V01

Test Description	Lower Limit	Upper Limit	Measured	Unit	Verdict
Bandwidth 99%	---	---	1.048	MHz	Information
T1	2400.000000	---	2401.4270	MHz	PASS
T2	---	2483.500000	2402.4747	MHz	PASS

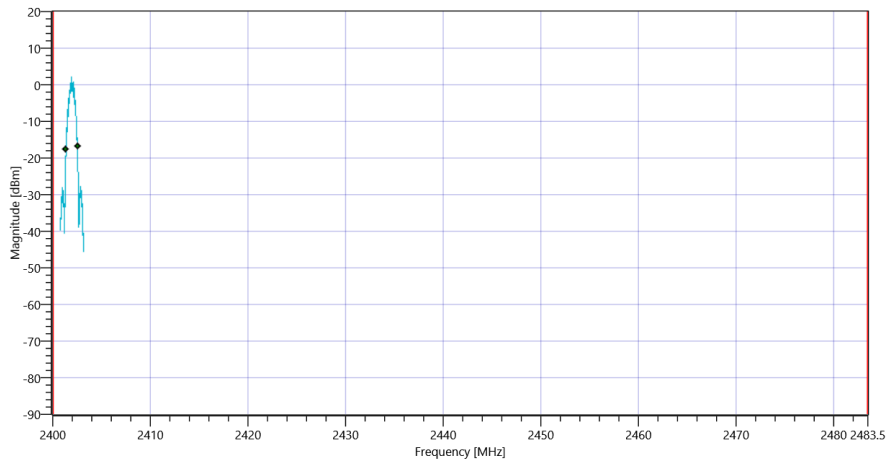
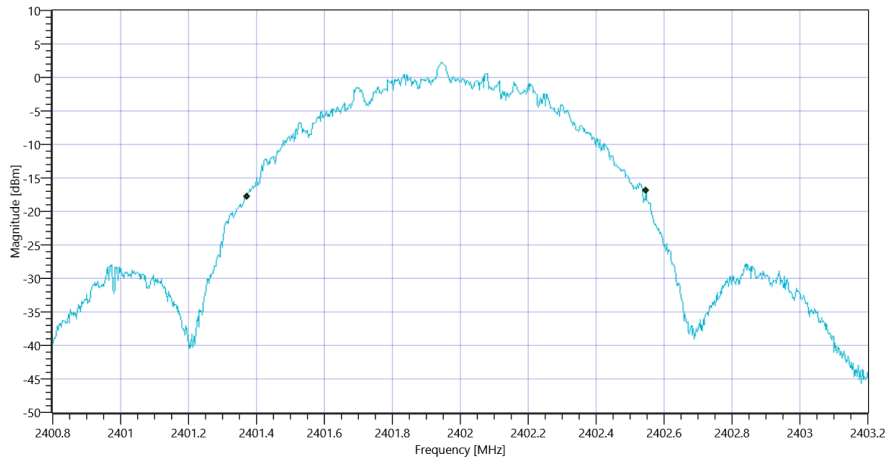


Plot_FCC Part 15.247 Bandwidth 99PCT - 20dB Generic 2G4 99PCT_05022019_105448.png



Plot_FCC Part 15.247 Bandwidth 99PCT - 20dB Generic 2G4_05022019_105451.png

RESULT: TC_VM_FCC15247_Bandwidth_99PCT_20dB_DTS_FHSS_V01					
Test Description	Lower Limit	Upper Limit	Measured	Unit	Verdict
Bandwidth 20dB	--	--	1.176	MHz	Information
T1 20dB	2400.000000	--	2401.3712	MHz	PASS
T2 20dB	--	2483.500000	2402.5472	MHz	PASS



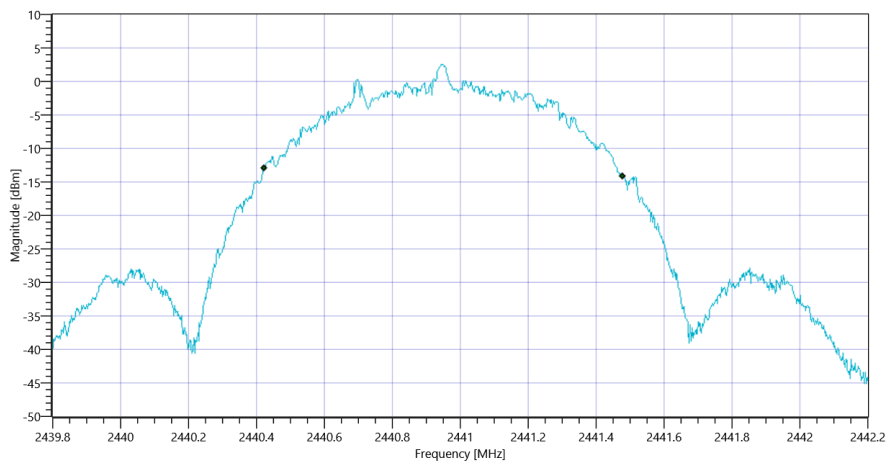
Test at TX 2441 MHz

READ SA SETTINGS:

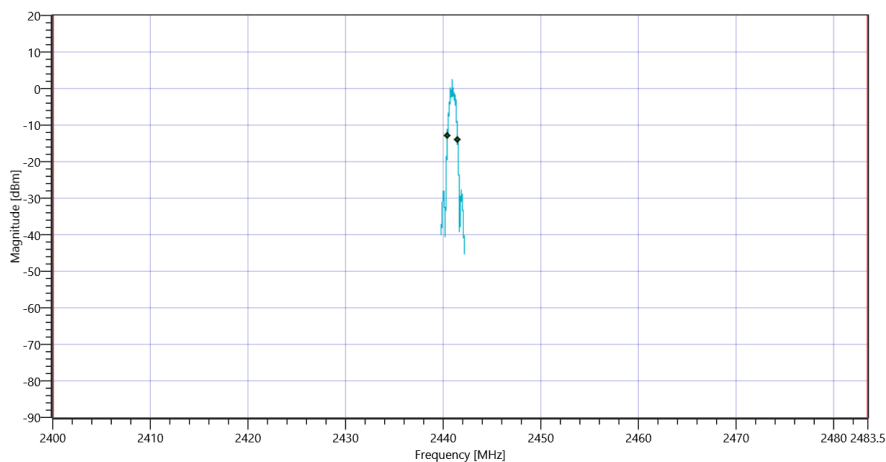
Ref. Level [dBm]	9.07
Ref. Lev. offs [dB]	9.91
Input Attenuation [dB]	15
Freq. Start [MHz]	2439.800
Freq. Stop [MHz]	2442.200
Resolution BW. [MHz]	0.030000
Video BW. [MHz]	0.100000
Detector	POS
Sweep Time [ms]	1000
Sweep Points/Section	1001
Sweep Count	25
Sweep Mode	MAXH
Used Sweep Type	SWE

RESULT: TC_VM_FCC15247_Bandwidth_99PCT_20dB_DTS_FHSS_V01

Test Description	Lower Limit	Upper Limit	Measured	Unit	Verdict
Bandwidth 99%	---	---	1.053	MHz	Information
T1	2400.000000	---	2440.4246	MHz	PASS
T2	---	2483.500000	2441.4771	MHz	PASS

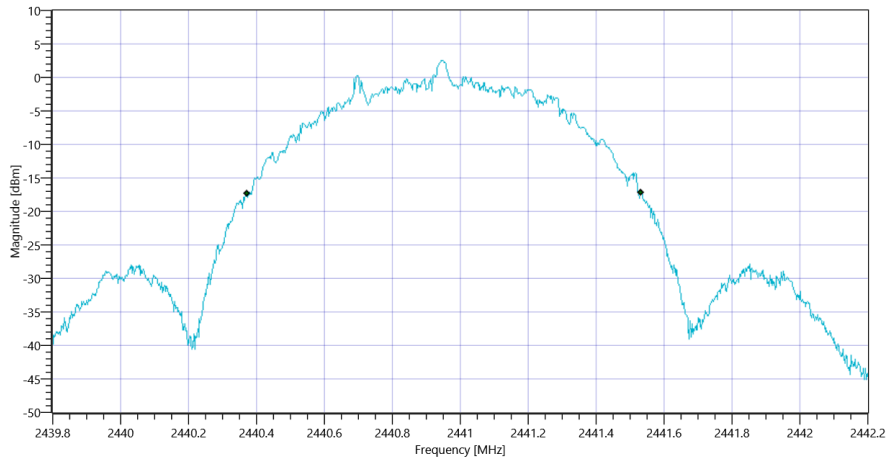


Plot_FCC Part 15.247 Bandwidth 99PCT - 20dB Generic 2G4 99PCT_05022019_105542.png

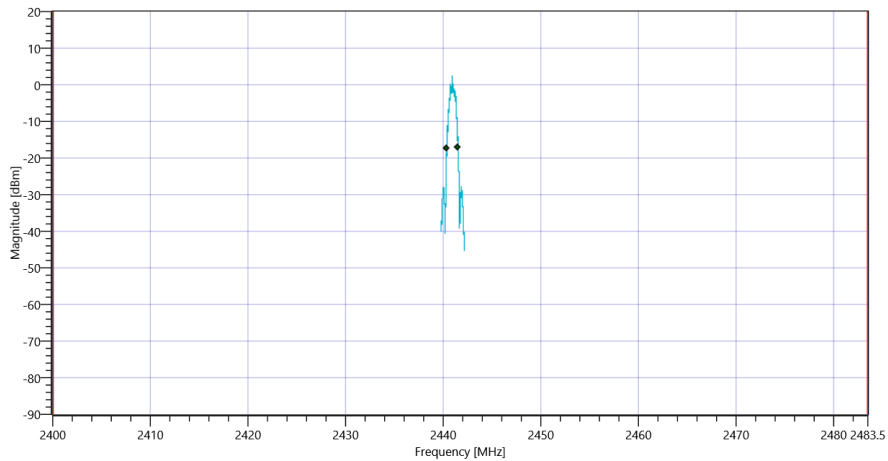


Plot_FCC Part 15.247 Bandwidth 99PCT - 20dB Generic 2G4_05022019_105545.png

RESULT: TC_VM_FCC15247_Bandwidth_99PCT_20dB_DTS_FHSS_V01					
Test Description	Lower Limit	Upper Limit	Measured	Unit	Verdict
Bandwidth 20dB	--	--	1.162	MHz	Information
T1 20dB	2400.000000	--	2440.3712	MHz	PASS
T2 20dB	--	2483.500000	2441.5328	MHz	PASS



Plot_FCC Part 15.247 Bandwidth 99PCT - 20dB Generic 2G4 20dB_05022019_105548.png



Plot_FCC Part 15.247 Bandwidth 99PCT - 20dB Generic 2G4_05022019_105551.png

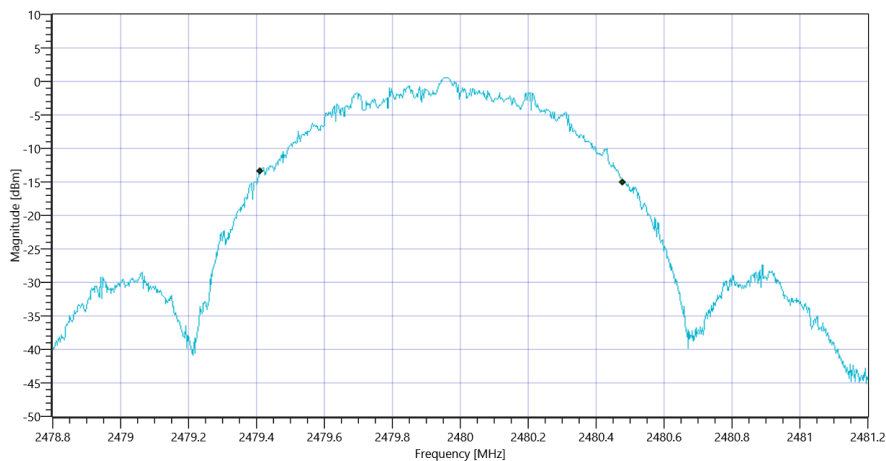
Test at TX 2480 MHz

READ SA SETTINGS:

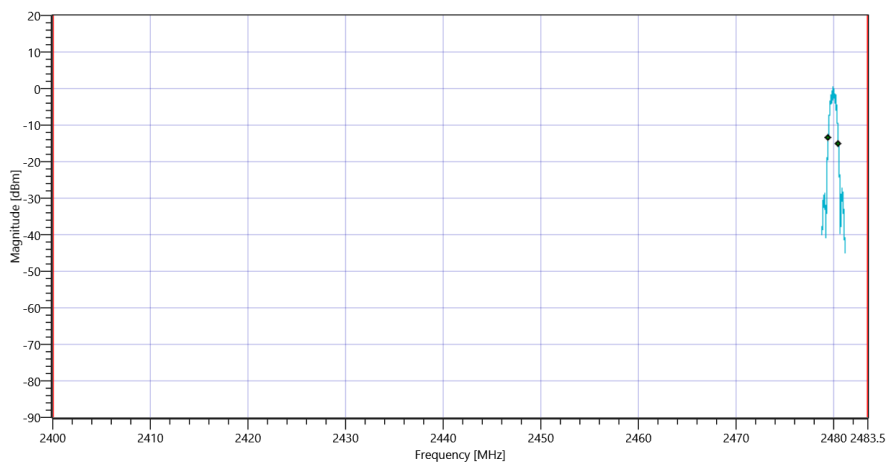
Ref. Level [dBm]	8.50
Ref. Lev. offs [dB]	9.96
Input Attenuation [dB]	15
Freq. Start [MHz]	2478.800
Freq. Stop [MHz]	2481.200
Resolution BW. [MHz]	0.030000
Video BW. [MHz]	0.100000
Detector	POS
Sweep Time [ms]	1000
Sweep Points/Section	1001
Sweep Count	25
Sweep Mode	MAXH
Used Sweep Type	SWE

RESULT: TC_VM_FCC15247_Bandwidth_99PCT_20dB_DTS_FHSS_V01

Test Description	Lower Limit	Upper Limit	Measured	Unit	Verdict
Bandwidth 99%	---	---	1.067	MHz	Information
T1	2400.000000	---	2479.4126	MHz	PASS
T2	---	2483.500000	2480.4795	MHz	PASS



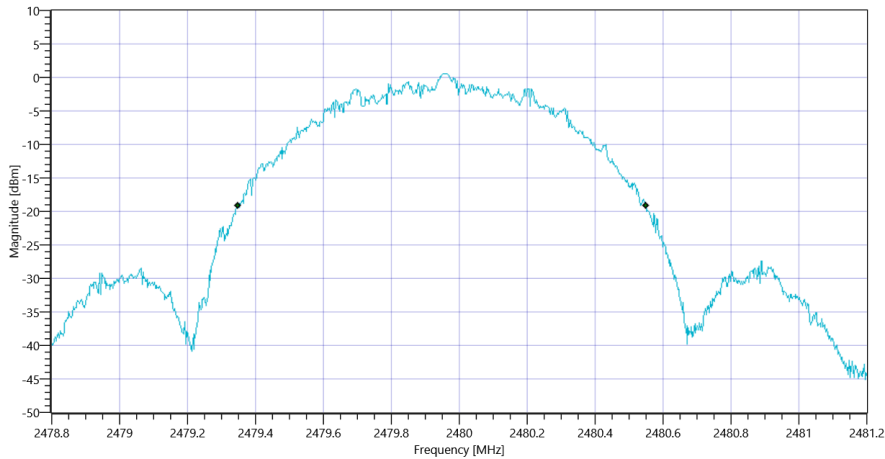
Plot_FCC Part 15.247 Bandwidth 99PCT - 20dB Generic 2G4 99PCT_05022019_105634.png



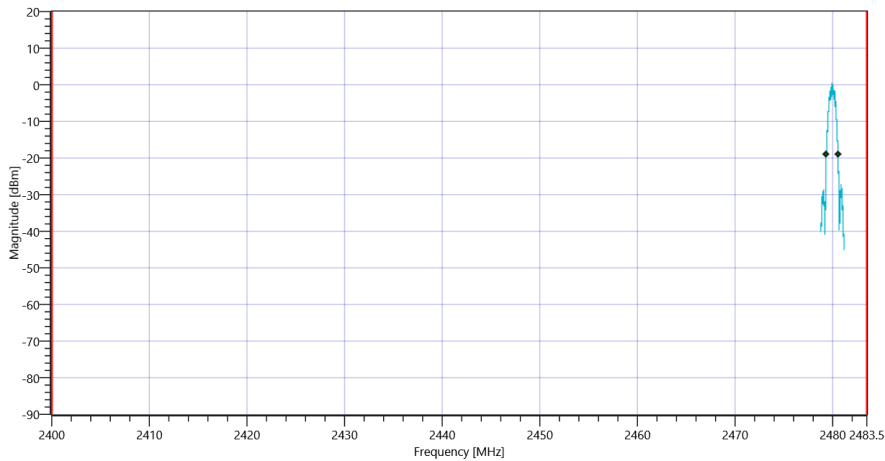
Plot_FCC Part 15.247 Bandwidth 99PCT - 20dB Generic 2G4_05022019_105637.png

RESULT: TC_VM_FCC15247_Bandwidth_99PCT_20dB_DTS_FHSS_V01

Test Description	Lower Limit	Upper Limit	Measured	Unit	Verdict
Bandwidth 20dB	--	--	1.202	MHz	Information
T1 20dB	2400.000000	--	2479.3472	MHz	PASS
T2 20dB	--	2483.500000	2480.5496	MHz	PASS



Plot_FCC Part 15.247 Bandwidth 99PCT - 20dB Generic 2G4 20dB_05022019_105641.png



Plot_FCC Part 15.247 Bandwidth 99PCT - 20dB Generic 2G4_05022019_105644.png

TEST FINISHED

General Verdict

05.02.2019 10:56:44 / RT: 156 s

PASS

3. FCC Part 15.247 TX Spurious Conducted Generic 2G4

Test References	
TC Start	05.02.2019 10:57:41
System Version	1.0.0.13
Test Specification	FCC Part 15.247
Test Method	IF DTS then 8.5 DTS emissions in non-restricted frequency bands: Subclause 11.11 of ANSI C63.10 is applicable.
Class / TC Version / TC ID	TC_VM_FCC15247_TX_Emissions_Conducted_V01 Version: 0.0.1 TCID_FCC15247_8
My Description	FCC 15.247 TX Emissions Conducted FHSS - Generic 2G4
Add. Information	

Test Parameter	
Technology to test	Generic 2G4
Antenna Port used	1
Temperature	mid
Voltage	mid
Frequency low to test	True Freq [MHz] 2402
Frequency mid to test	True Freq [MHz] 2441
Frequency high to test	True Freq [MHz] 2480
Pattern	PRBS9
Switched Path	IUT - SignalingUnit - SpectrumAnalyzer
Devices in use	SigBT: Rohde&Schwarz,CMW,1201.0002k75/100683,3.7.70 SA: Rohde&Schwarz,FSV-30,1321.3008K30/103809,3.40

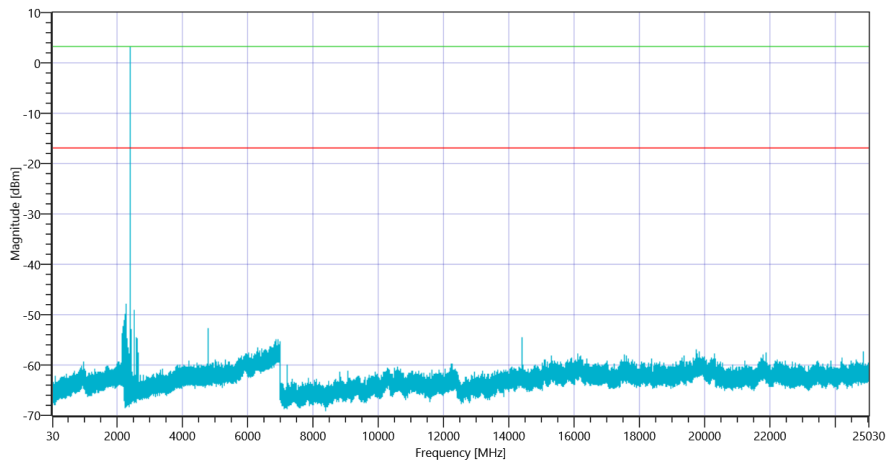
Test at TX 2402 MHz

READ SA SETTINGS:

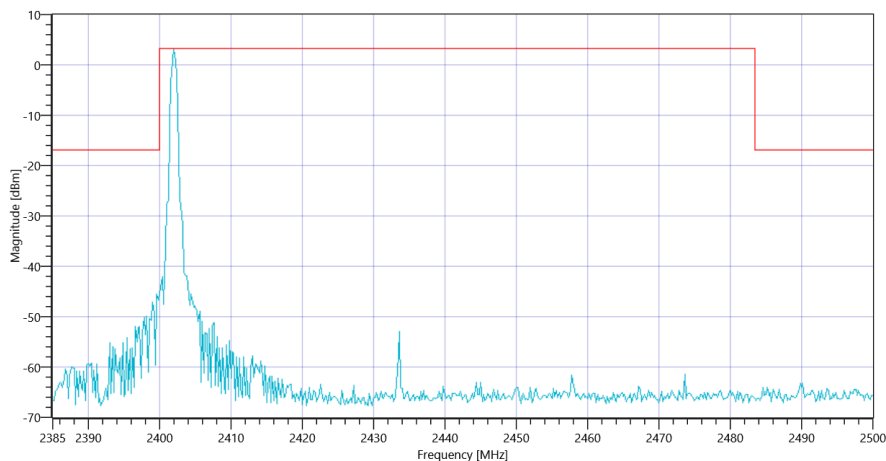
Ref. Level [dBm]	9.20
Resolution BW. [MHz]	0.100000
Video BW. [MHz]	0.300000
Detector	POS
Sweep Time [ms]	500
Sweep Points/Section	1001
Sweep Count	6
Sweep Mode	MAXH
Used Sweep Type	SWE

RESULT: TC_VM_FCC15247_TX_Emissions_Conducted_V01

Test Description	Lower Limit	Upper Limit	Measured	Unit	Verdict
Reference @ 2402.00 MHz	---	---	3.19	dBm	Information
No peaks detected	---	---			PASS



Plot_FCC Part 15.247 TX Spurious Conduced Generic 2G4 2402_05022019_110645.png



Plot_FCC Part 15.247 TX Spurious Conduced Generic 2G4 2402_05022019_110647.png

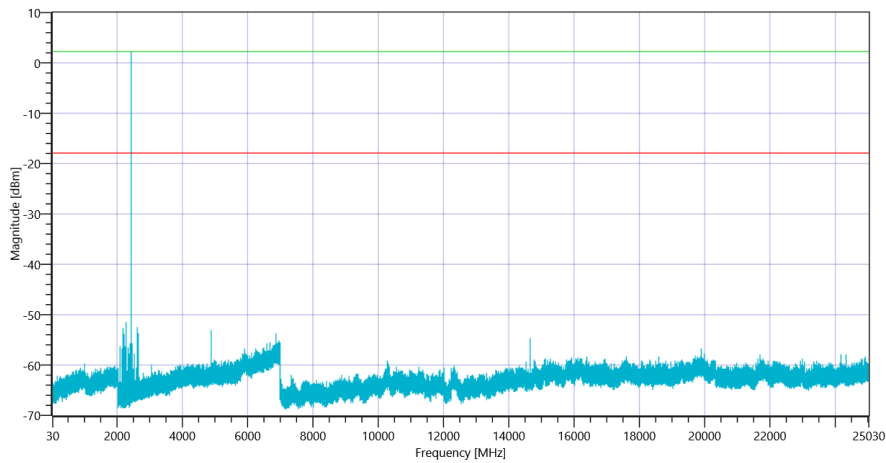
Test at TX 2441 MHz

READ SA SETTINGS:

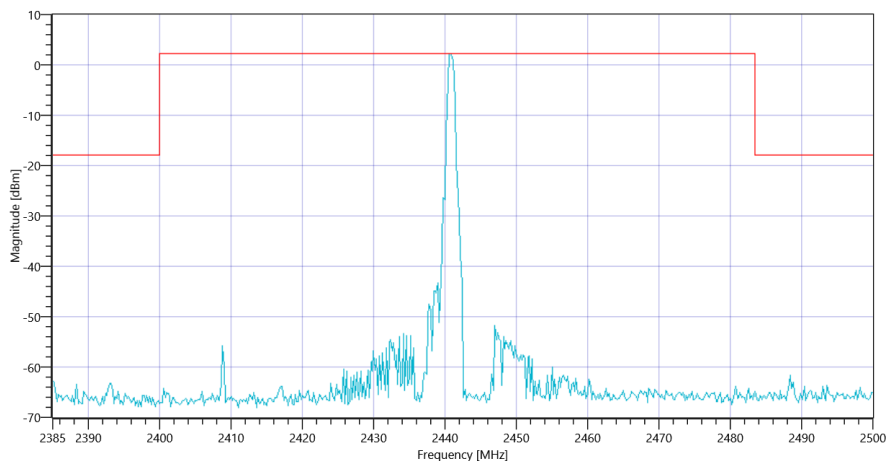
Ref. Level [dBm]	8.99
Resolution BW. [MHz]	0.100000
Video BW. [MHz]	0.300000
Detector	POS
Sweep Time [ms]	500
Sweep Points/Section	1001
Sweep Count	6
Sweep Mode	MAXH
Used Sweep Type	SWE

RESULT: TC_VM_FCC15247_TX_Emissions_Conducted_V01

Test Description	Lower Limit	Upper Limit	Measured	Unit	Verdict
Reference @ 2440.80 MHz	---	---	2.16	dBm	Information
No peaks detected	---	---			PASS



Plot_FCC Part 15.247 TX Spurious Conduced Generic 2G4 2441_05022019_111610.png



Plot_FCC Part 15.247 TX Spurious Conduced Generic 2G4 2441_05022019_111612.png

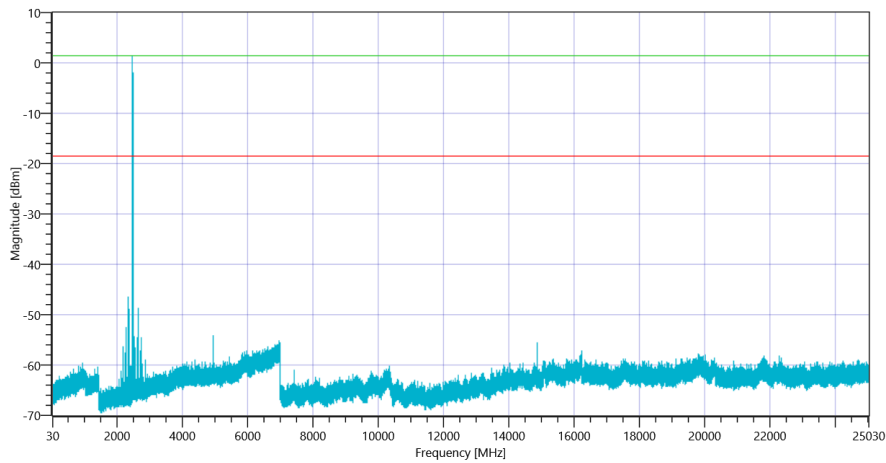
Test at TX 2480 MHz

READ SA SETTINGS:

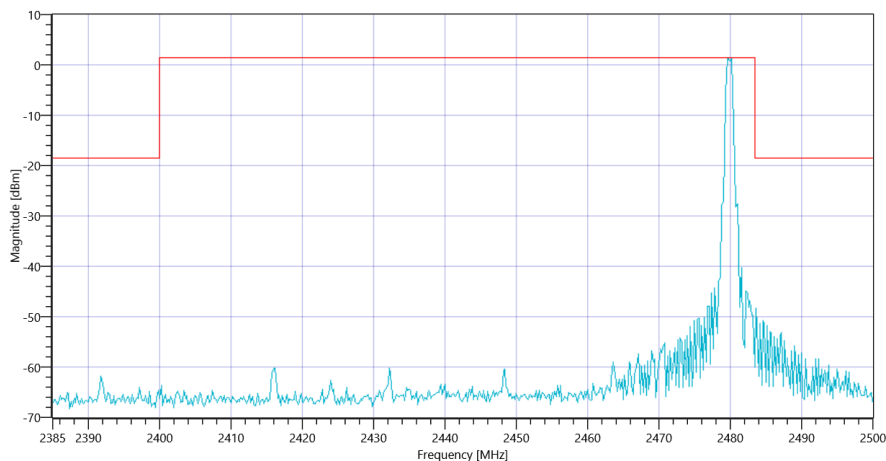
Ref. Level [dBm]	8.38
Resolution BW. [MHz]	0.100000
Video BW. [MHz]	0.300000
Detector	POS
Sweep Time [ms]	500
Sweep Points/Section	1001
Sweep Count	6
Sweep Mode	MAXH
Used Sweep Type	SWE

RESULT: TC_VM_FCC15247_TX_Emissions_Conducted_V01

Test Description	Lower Limit	Upper Limit	Measured	Unit	Verdict
Reference @ 2480.20 MHz	---	---	1.52	dBm	Information
No peaks detected	---	---			PASS



Plot_FCC Part 15.247 TX Spurious Conduced Generic 2G4 2480_05022019_112546.png



Plot_FCC Part 15.247 TX Spurious Conduced Generic 2G4 2480_05022019_112548.png

TEST FINISHED

General Verdict	05.02.2019 11:25:49 / RT: 1688 s	PASS
-----------------	----------------------------------	------

4. FCC Part 15.247 Peak Power Spectral Density DTS ~ Generic 2G4

Test References	
TC Start	27.05.2019 13:49:48
System Version	1.0.0.15
Test Specification	FCC Part 15.247
Test Method	DTS: KDB 558074 D01 V05 - Chapter 8.4 DTS maximum power spectral density level in the fundamental emission
Class / TC Version / TC ID	TC_VM_FCC15247_Peak_Power_Spectral_Density_DTS_V01 Version: 0.0.1 TCID_FCC15247_6
My Description	FCC 15.247 Peak Power Spectral Density DTS - Generic 2G4
Add. Information	

Test Parameter	
Technology to test	Generic 2G4
Antenna Port used	1
Temperature	mid
Voltage	mid
Frequency low to test	True Freq [MHz] 2402
Frequency mid to test	True Freq [MHz] 2441
Frequency high to test	True Freq [MHz] 2480
Pattern	PRBS9
Switched Path	IUT - SignalingUnit - SpectrumAnalyzer
Devices in use	SigBT: Rohde&Schwarz,CMW,1201.0002k75/100683,3.7.70 SA: Rohde&Schwarz,FSV-30,1321.3008K30/103809,3.40

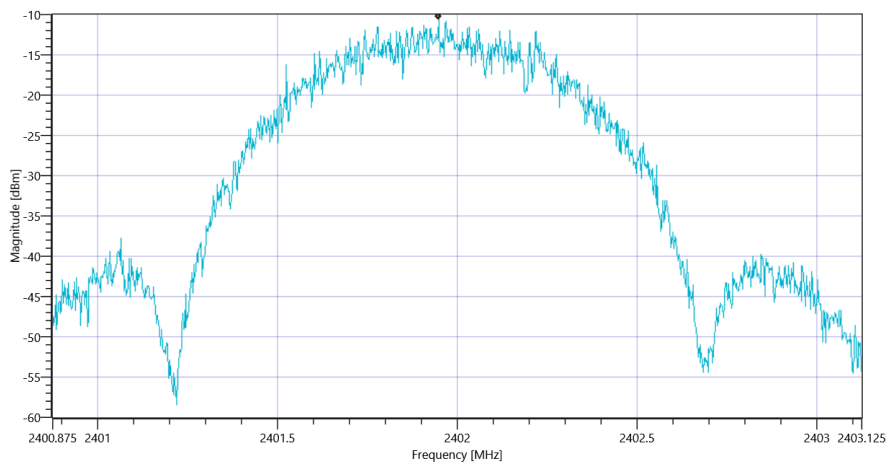
Test at TX 2402 MHz

READ SA SETTINGS:

Ref. Level [dBm]	8.10
Ref. Lev. offs [dB]	9.79
Input Attenuation [dB]	15
Freq. Start [MHz]	2400.875
Freq. Stop [MHz]	2403.125
Resolution BW. [MHz]	0.003000
Video BW. [MHz]	0.010000
Detector	POS
Sweep Time [ms]	1000
Sweep Points/Section	1001
Sweep Count	20
Sweep Mode	MAXH
Used Sweep Type	SWE

RESULT: TC_VM_FCC15247_Peak_Power_Spectral_Density_DTS_V01

Test Description	Lower Limit	Upper Limit	Measured	Unit	Verdict
Max Peak power Density	---	8	-10.17	dBm/3KHz	PASS



Plot_FCC Part 15.247 Peak Power Spectral Density DTS ~ Generic 2G4_27052019_135024.png

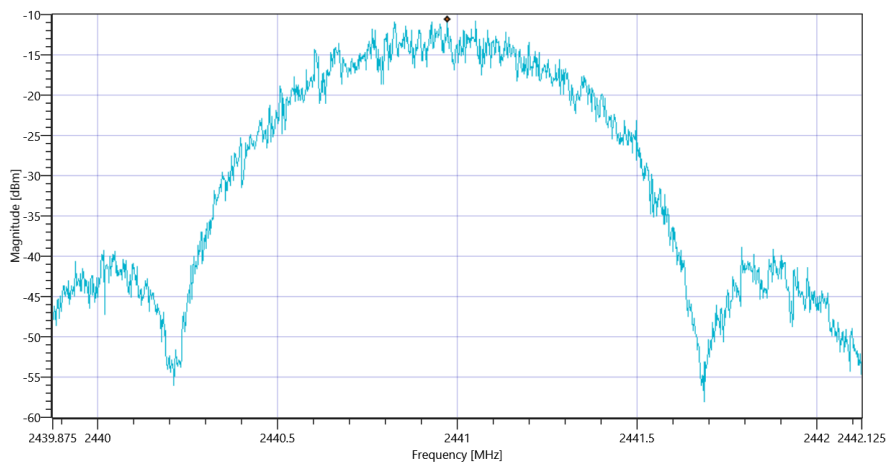
Test at TX 2441 MHz

READ SA SETTINGS:

Ref. Level [dBm]	8.21
Ref. Lev. offs [dB]	9.91
Input Attenuation [dB]	15
Freq. Start [MHz]	2439.875
Freq. Stop [MHz]	2442.125
Resolution BW. [MHz]	0.003000
Video BW. [MHz]	0.010000
Detector	POS
Sweep Time [ms]	1000
Sweep Points/Section	1001
Sweep Count	20
Sweep Mode	MAXH
Used Sweep Type	SWE

RESULT: TC_VM_FCC15247_Peak_Power_Spectral_Density_DTS_V01

Test Description	Lower Limit	Upper Limit	Measured	Unit	Verdict
Max Peak power Density	---	8	-10.62	dBm/3KHz	PASS



Plot_FCC Part 15.247 Peak Power Spectral Density DTS ~ Generic 2G4_27052019_135127.png

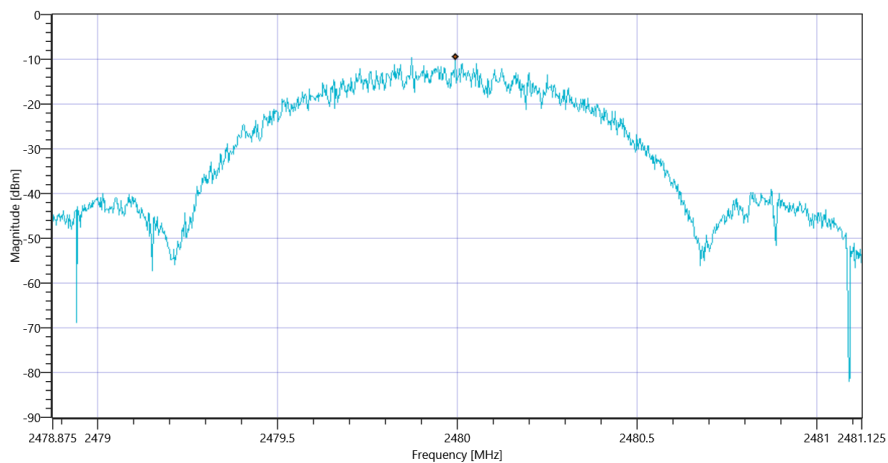
Test at TX 2480 MHz

READ SA SETTINGS:

Ref. Level [dBm]	7.76
Ref. Lev. offs [dB]	9.96
Input Attenuation [dB]	15
Freq. Start [MHz]	2478.875
Freq. Stop [MHz]	2481.125
Resolution BW. [MHz]	0.003000
Video BW. [MHz]	0.010000
Detector	POS
Sweep Time [ms]	1000
Sweep Points/Section	1001
Sweep Count	20
Sweep Mode	MAXH
Used Sweep Type	SWE

RESULT: TC_VM_FCC15247_Peak_Power_Spectral_Density_DTS_V01

Test Description	Lower Limit	Upper Limit	Measured	Unit	Verdict
Max Peak power Density	---	8	-9.45	dBm/3KHz	PASS



Plot_FCC Part 15.247 Peak Power Spectral Density DTS ~ Generic 2G4_27052019_135226.png

TEST FINISHED

General Verdict	27.05.2019 13:52:26 / RT: 158 s	PASS
-----------------	---------------------------------	------

5. FCC Part 15.247 Bandwidth 6dB DTS ~ Generic 2G4

Test References	
TC Start	27.05.2019 14:52:05
System Version	1.0.0.15
Test Specification	FCC Part 15.247
Test Method	DTS: KDB 558074 D01 V05 - Chapter 8.2 DTS Bandwidth
Class / TC Version / TC ID	TC_VM_FCC15247_Bandwidth_6dB_DTS_V01 Version: 0.0.1 TCID_FCC15247_1
My Description	FCC 15.247 Bandwidth 6dB DTS - Generic 2G4
Add. Information	

Test Parameter	
Technology to test	Generic 2G4
Antenna Port used	1
Temperature	mid
Voltage	mid
Frequency low to test	True Freq [MHz] 2402
Frequency mid to test	True Freq [MHz] 2441
Frequency high to test	True Freq [MHz] 2480
Pattern	PRBS9
Switched Path	IUT - SignalingUnit - SpectrumAnalyzer
Devices in use	SigBT: Rohde&Schwarz,CMW,1201.0002k75/100683,3.7.70 SA: Rohde&Schwarz,FSV-30,1321.3008K30/103809,3.40

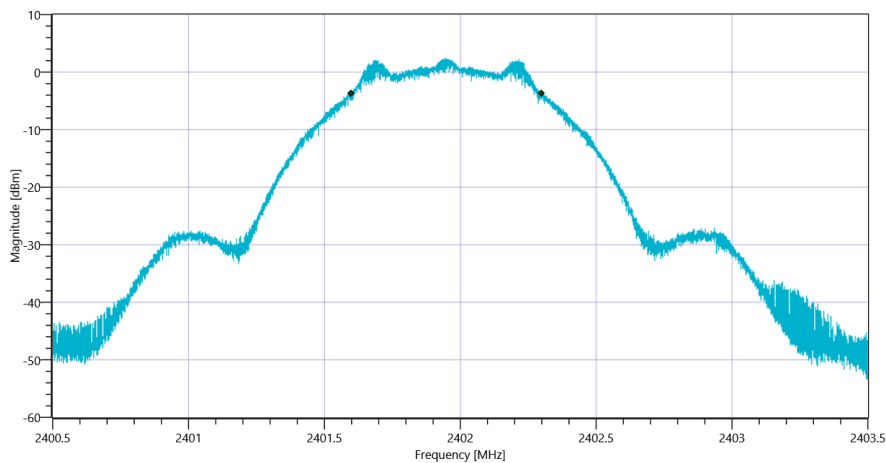
Test at TX 2402 MHz

READ SA SETTINGS:

Ref. Level [dBm]	7.47
Ref. Lev. offs [dB]	9.79
Input Attenuation [dB]	15
Freq. Start [MHz]	2400.500
Freq. Stop [MHz]	2403.500
Resolution BW. [MHz]	0.100000
Video BW. [MHz]	0.300000
Detector	POS
Sweep Time [ms]	50
Sweep Points/Section	10001
Sweep Count	200
Sweep Mode	MAXH
Used Sweep Type	SWE

RESULT: TC_VM_FCC15247_Bandwidth_6dB_DTS_V01

Test Description	Lower Limit	Upper Limit	Measured	Unit	Verdict
DTS Bandwidth (6dB)	500	---	701	kHz	PASS



Plot_FCC Part 15.247 Bandwidth 6dB DTS ~ Generic 2G4_27052019_145230.png

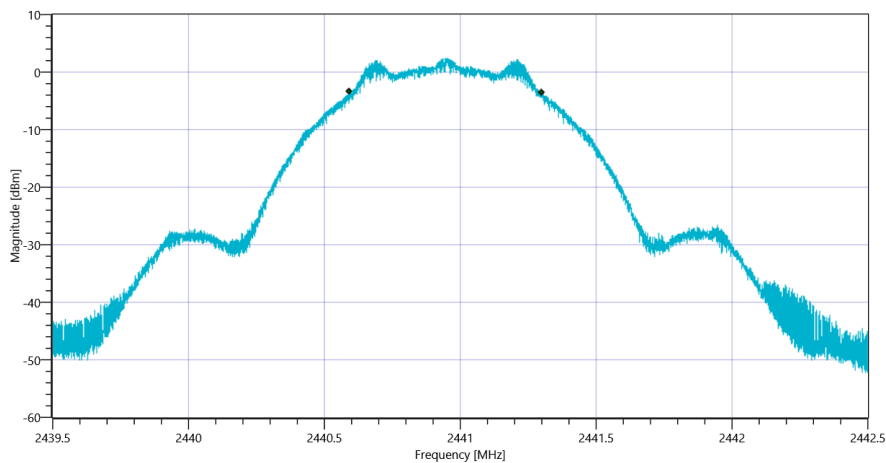
Test at TX 2441 MHz

READ SA SETTINGS:

Ref. Level [dBm]	7.55
Ref. Lev. offs [dB]	9.91
Input Attenuation [dB]	15
Freq. Start [MHz]	2439.500
Freq. Stop [MHz]	2442.500
Resolution BW. [MHz]	0.100000
Video BW. [MHz]	0.300000
Detector	POS
Sweep Time [ms]	50
Sweep Points/Section	10001
Sweep Count	200
Sweep Mode	MAXH
Used Sweep Type	SWE

RESULT: TC_VM_FCC15247_Bandwidth_6dB_DTS_V01

Test Description	Lower Limit	Upper Limit	Measured	Unit	Verdict
DTS Bandwidth (6dB)	500	---	707	kHz	PASS



Plot_FCC Part 15.247 Bandwidth 6dB DTS ~ Generic 2G4_27052019_145558.png

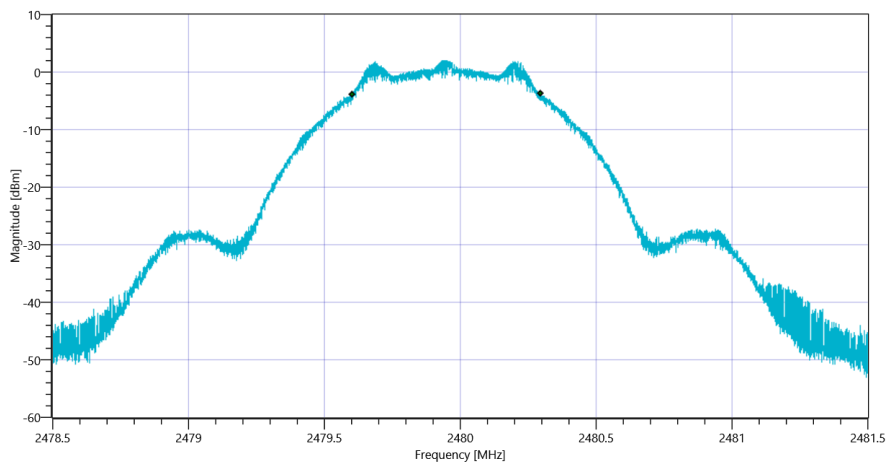
Test at TX 2480 MHz

READ SA SETTINGS:

Ref. Level [dBm]	7.10
Ref. Lev. offs [dB]	9.96
Input Attenuation [dB]	15
Freq. Start [MHz]	2478.500
Freq. Stop [MHz]	2481.500
Resolution BW. [MHz]	0.100000
Video BW. [MHz]	0.300000
Detector	POS
Sweep Time [ms]	50
Sweep Points/Section	10001
Sweep Count	200
Sweep Mode	MAXH
Used Sweep Type	SWE

RESULT: TC_VM_FCC15247_Bandwidth_6dB_DTS_V01

Test Description	Lower Limit	Upper Limit	Measured	Unit	Verdict
DTS Bandwidth (6dB)	500	---	693	kHz	PASS



Plot_FCC Part 15.247 Bandwidth 6dB DTS ~ Generic 2G4_27052019_145640.png

TEST FINISHED

General Verdict

27.05.2019 14:56:40 / RT: 275 s

PASS

6. FCC Part 15.247 Maximum Peak Conducted Output Power DTS ~ Generic 2G4

Test References	
TC Start	27.05.2019 14:56:44
System Version	1.0.0.15
Test Specification	FCC Part 15.247
Test Method	DTS: KDB 558074 D01 V05 - Chapter 8.3.1.1 RBW ≥ DTS Bandwidth
Class / TC Version / TC ID	TC_VM_FCC15247_Maximum_Peak_Conducted_Output_Power_DTS_V01 Version: 0.0.1 TCID_FCC15247_3
My Description	FCC 15.247 Maximum Peak Output Power Conducted DTS4 - Generic 2G4
Add. Information	

Test Parameter	
Technology to test	Generic 2G4
Antenna Port used	1
Temperature	mid
Voltage	mid
Frequency low to test	True Freq [MHz] 2402
Frequency mid to test	True Freq [MHz] 2441
Frequency high to test	True Freq [MHz] 2480
Pattern	PRBS9
Switched Path	IUT - SignalingUnit - SpectrumAnalyzer
Devices in use	SigBT: Rohde&Schwarz,CMW,1201.0002k75/100683,3.7.70 SA: Rohde&Schwarz,FSV-30,1321.3008K30/103809,3.40

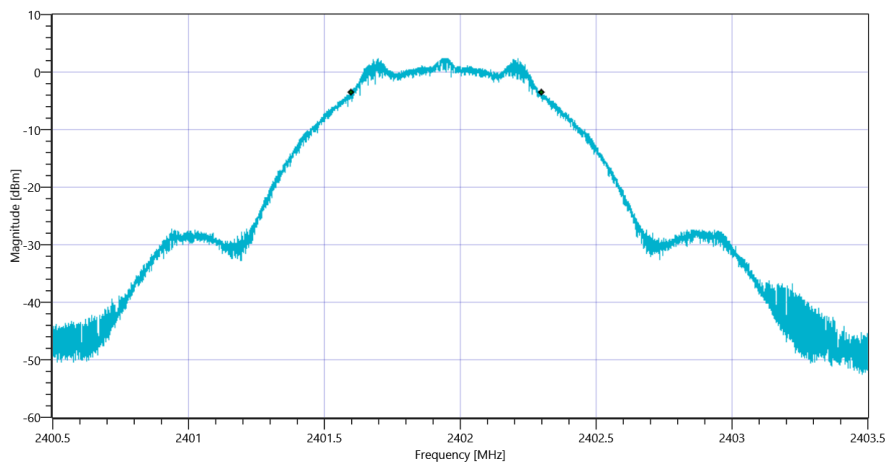
Test at TX 2402 MHz

READ SA SETTINGS:

Ref. Level [dBm]	7.60
Ref. Lev. offs [dB]	9.79
Input Attenuation [dB]	15
Freq. Start [MHz]	2400.500
Freq. Stop [MHz]	2403.500
Resolution BW. [MHz]	0.100000
Video BW. [MHz]	0.300000
Detector	POS
Sweep Time [ms]	50
Sweep Points/Section	10001
Sweep Count	200
Sweep Mode	MAXH
Used Sweep Type	SWE

RESULT: DTS Bandwidth

Test Description	Lower Limit	Upper Limit	Measured	Unit	Verdict
DTS Bandwidth (6dB)	---	---	703	kHz	Information



Plot_FCC Part 15.247 Maximum Peak Conducted Output Power DTS ~ Generic 2G4 DTS BW _27052019_145723.png

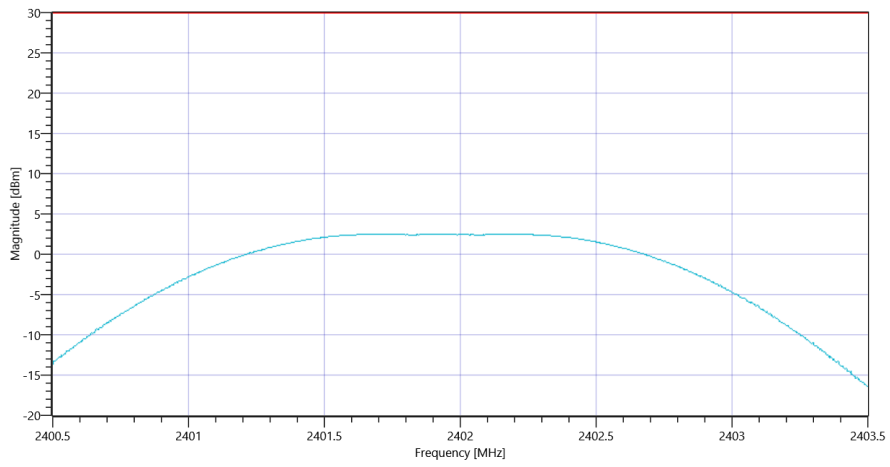
READ SA SETTINGS:

Ref. Level [dBm]	12.60
Ref. Lev. offs [dB]	9.79
Input Attenuation [dB]	20
Freq. Start [MHz]	2400.500
Freq. Stop [MHz]	2403.500
Resolution BW. [MHz]	1.000000
Video BW. [MHz]	5.000000
Detector	POS
Sweep Time [ms]	50
Sweep Points/Section	1001
Sweep Count	200
Sweep Mode	MAXH
Used Sweep Type	SWE

RESULT: TC_VM_FCC15247_Maximum_Peak_Conducted_Output_Power_DTS_V01

Test Description	Lower Limit	Upper Limit	Measured	Unit	Verdict
Peak Power	---	30.00	2.51	dBm	PASS
Peak Power	---	1000	1.782379	mW	PASS

Frequency at Peak	--	--	2401.94	MHz	Information
-------------------	----	----	---------	-----	-------------



Plot_FCC Part 15.247 Maximum Peak Conducted Output Power DTS ~ Generic 2G4_27052019_145738.png

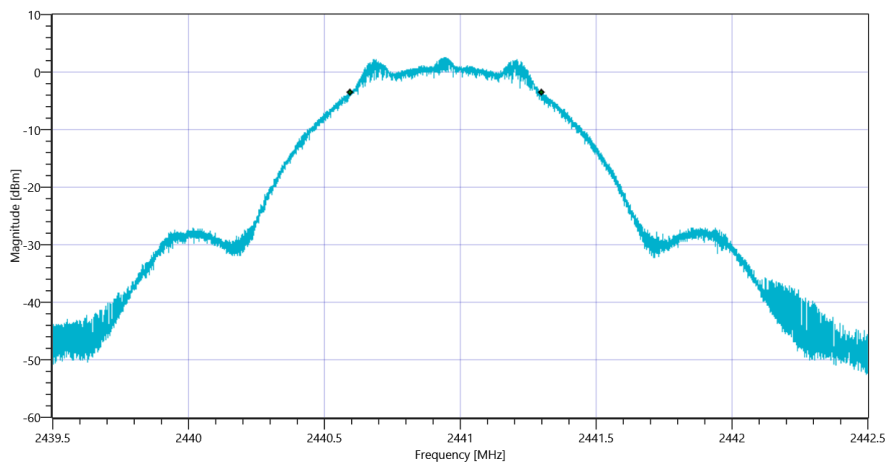
Test at TX 2441 MHz

READ SA SETTINGS:

Ref. Level [dBm]	7.63
Ref. Lev. offs [dB]	9.91
Input Attenuation [dB]	15
Freq. Start [MHz]	2439.500
Freq. Stop [MHz]	2442.500
Resolution BW. [MHz]	0.100000
Video BW. [MHz]	0.300000
Detector	POS
Sweep Time [ms]	50
Sweep Points/Section	10001
Sweep Count	200
Sweep Mode	MAXH
Used Sweep Type	SWE

RESULT: DTS Bandwidth

Test Description	Lower Limit	Upper Limit	Measured	Unit	Verdict
DTS Bandwidth (6dB)	---	---	706	kHz	Information



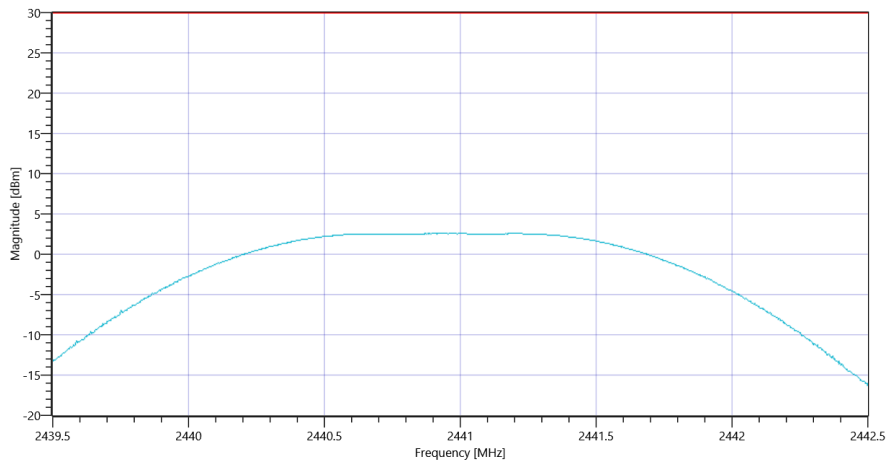
READ SA SETTINGS:

Ref. Level [dBm]	12.63
Ref. Lev. offs [dB]	9.91
Input Attenuation [dB]	20
Freq. Start [MHz]	2439.500
Freq. Stop [MHz]	2442.500
Resolution BW. [MHz]	1.000000
Video BW. [MHz]	5.000000
Detector	POS
Sweep Time [ms]	50
Sweep Points/Section	1001
Sweep Count	200
Sweep Mode	MAXH
Used Sweep Type	SWE

RESULT: TC_VM_FCC15247_Maximum_Peak_Conducted_Output_Power_DTS_V01

Test Description	Lower Limit	Upper Limit	Measured	Unit	Verdict
Peak Power	---	30.00	2.6	dBm	PASS
Peak Power	---	1000	1.819701	mW	PASS

Frequency at Peak	--	--	2440.952	MHz	Information
-------------------	----	----	----------	-----	-------------



Plot_FCC Part 15.247 Maximum Peak Conducted Output Power DTS ~ Generic 2G4_27052019_145831.png

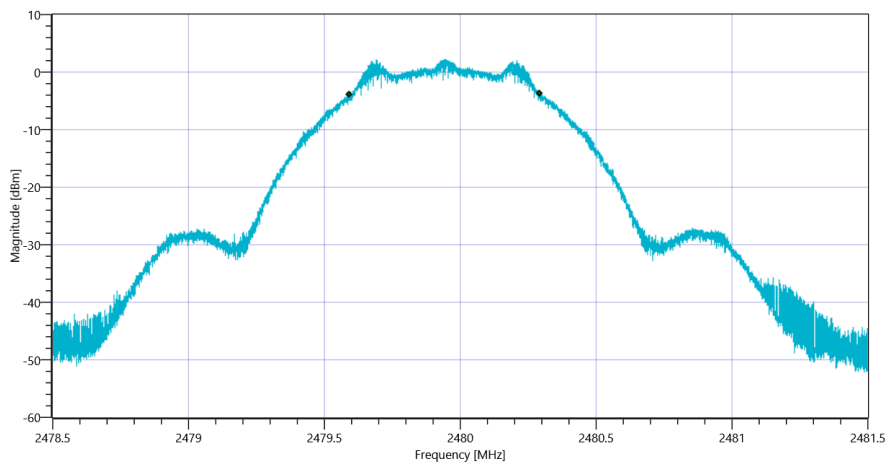
Test at TX 2480 MHz

READ SA SETTINGS:

Ref. Level [dBm]	7.21
Ref. Lev. offs [dB]	9.96
Input Attenuation [dB]	15
Freq. Start [MHz]	2478.500
Freq. Stop [MHz]	2481.500
Resolution BW. [MHz]	0.100000
Video BW. [MHz]	0.300000
Detector	POS
Sweep Time [ms]	50
Sweep Points/Section	10001
Sweep Count	200
Sweep Mode	MAXH
Used Sweep Type	SWE

RESULT: DTS Bandwidth

Test Description	Lower Limit	Upper Limit	Measured	Unit	Verdict
DTS Bandwidth (6dB)	---	---	703	kHz	Information



Plot_FCC Part 15.247 Maximum Peak Conducted Output Power DTS ~ Generic 2G4 DTS BW _27052019_145905.png

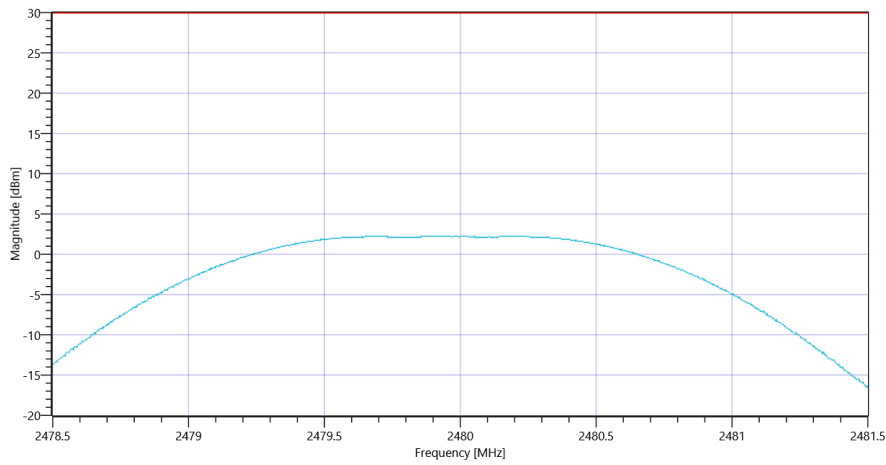
READ SA SETTINGS:

Ref. Level [dBm]	12.21
Ref. Lev. offs [dB]	9.96
Input Attenuation [dB]	20
Freq. Start [MHz]	2478.500
Freq. Stop [MHz]	2481.500
Resolution BW. [MHz]	1.000000
Video BW. [MHz]	5.000000
Detector	POS
Sweep Time [ms]	50
Sweep Points/Section	1001
Sweep Count	200
Sweep Mode	MAXH
Used Sweep Type	SWE

RESULT: TC_VM_FCC15247_Maximum_Peak_Conducted_Output_Power_DTS_V01

Test Description	Lower Limit	Upper Limit	Measured	Unit	Verdict
Peak Power	---	30.00	2.24	dBm	PASS
Peak Power	---	1000	1.674943	mW	PASS

Frequency at Peak	--	--	2479.937	MHz	Information
-------------------	----	----	----------	-----	-------------



Plot_FCC Part 15.247 Maximum Peak Conducted Output Power DTS ~ Generic 2G4_27052019_145920.png

TEST FINISHED		
General Verdict	27.05.2019 14:59:20 / RT: 156 s	PASS

- END OF DOCUMENT -