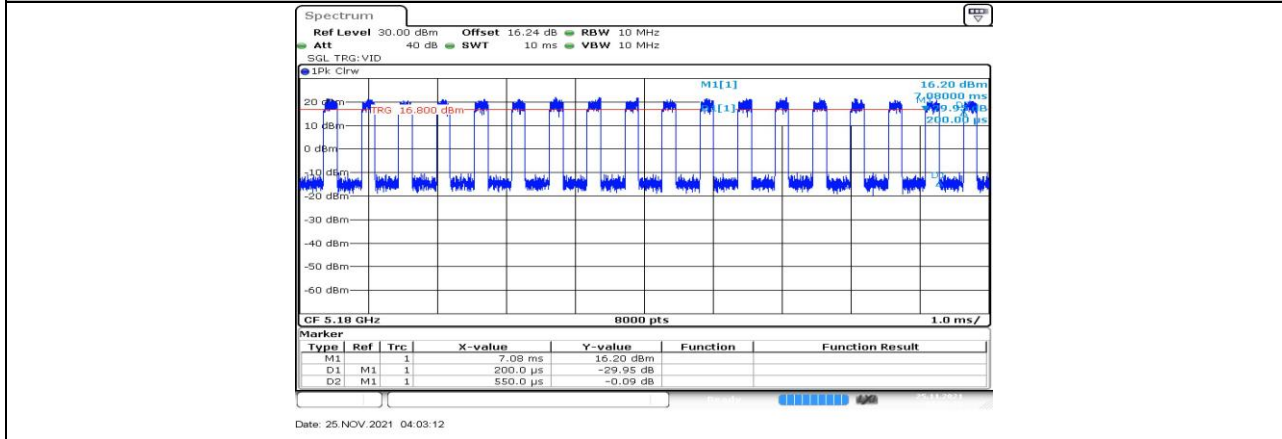
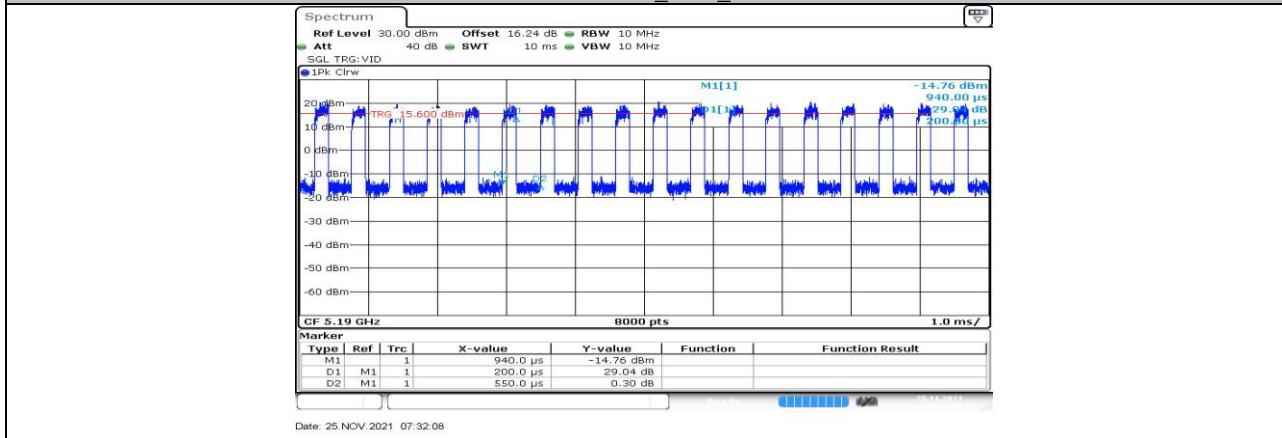


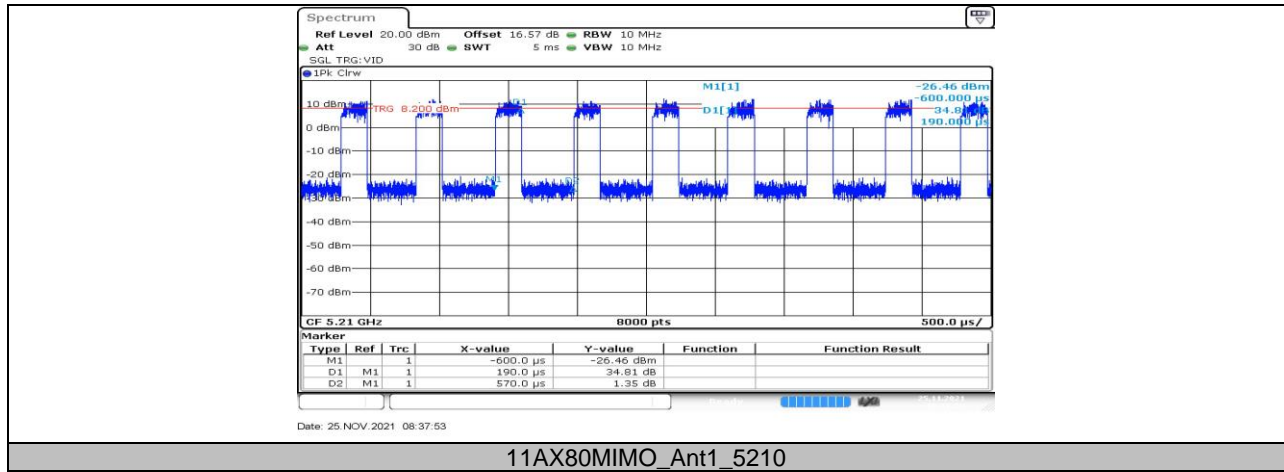
11AC80MIMO_Ant1_5210



11AX20MIMO_Ant1_5180



11AX40MIMO_Ant1_5190





**12.7. Appendix E: Frequency Stability
Test Result**

Frequency Error vs. Voltage									
802.11a 20: 5200MHz									
Temp.	Volt.	0 Minute		2 Minute		5 Minute		10 Minute	
		Freq.Error (MHz)	Tolerance (ppm)	Freq.Error (MHz)	Tolerance (ppm)	Freq.Error (MHz)	Tolerance (ppm)	Freq.Error (MHz)	Tolerance (ppm)
TN	VL	5199.9819	-3.47	5200.0045	0.87	5200.0021	0.40	5200.0164	3.16
TN	VN	5200.0186	3.59	5200.0127	2.43	5200.0121	2.33	5200.0121	2.33
TN	VH	5199.9764	-4.54	5200.0234	4.50	5199.9982	-0.34	5200.0143	2.75
Frequency Error vs. Temperature									
802.11a 20: 5200MHz									
Temp.	Volt.	0 Minute		2 Minute		5 Minute		10 Minute	
		Freq.Error (MHz)	Tolerance (ppm)	Freq.Error (MHz)	Tolerance (ppm)	Freq.Error (MHz)	Tolerance (ppm)	Freq.Error (MHz)	Tolerance (ppm)
70	VN	5200.0180	3.45	5199.9973	-0.51	5200.0058	1.11	5200.0026	0.50
60	VN	5200.0181	3.47	5199.9817	-3.51	5200.0133	2.55	5200.0043	0.84
40	VN	5199.9790	-4.04	5200.0167	3.22	5200.0152	2.92	5199.9951	-0.94
30	VN	5199.9790	-4.03	5199.9789	-4.06	5199.9921	-1.52	5199.9822	-3.43
20	VN	5199.9772	-4.39	5199.9999	-0.01	5199.9939	-1.17	5199.9985	-0.30
10	VN	5199.9897	-1.97	5200.0007	0.14	5199.9799	-3.86	5199.9816	-3.54
0	VN	5199.9844	-2.99	5199.9805	-3.75	5199.9764	-4.54	5199.9790	-4.04



Frequency Error vs. Voltage									
802.11a 20: 5825MHz									
Temp.	Volt.	0 Minute		2 Minute		5 Minute		10 Minute	
		Freq.Error (MHz)	Tolerance (ppm)	Freq.Error (MHz)	Tolerance (ppm)	Freq.Error (MHz)	Tolerance (ppm)	Freq.Error (MHz)	Tolerance (ppm)
TN	VL	5824.9767	-3.99	5824.9792	-3.56	5824.9849	-2.58	5825.0189	3.25
TN	VN	5824.9847	-2.63	5824.9880	-2.05	5825.0062	1.06	5824.9938	-1.06
TN	VH	5824.9906	-1.62	5825.0208	3.58	5824.9977	-0.40	5825.0220	3.78
Frequency Error vs. Temperature									
802.11a 20: 5825MHz									
Temp.	Volt.	0 Minute		2 Minute		5 Minute		10 Minute	
		Freq.Error (MHz)	Tolerance (ppm)	Freq.Error (MHz)	Tolerance (ppm)	Freq.Error (MHz)	Tolerance (ppm)	Freq.Error (MHz)	Tolerance (ppm)
70	VN	5825.0219	3.76	5825.0154	2.65	5825.0186	3.19	5825.0159	2.72
60	VN	5824.9938	-1.07	5825.0018	0.31	5824.9777	-3.83	5825.0136	2.33
40	VN	5825.0177	3.03	5824.9765	-4.04	5825.0063	1.09	5824.9964	-0.61
30	VN	5825.0186	3.20	5824.9935	-1.12	5824.9881	-2.05	5824.9781	-3.76
20	VN	5824.9780	-3.78	5825.0246	4.23	5825.0022	0.37	5825.0068	1.17
10	VN	5824.9854	-2.51	5825.0079	1.36	5824.9998	-0.04	5824.9881	-2.05
0	VN	5824.9795	-3.52	5824.9828	-2.95	5824.9825	-3.00	5824.9809	-3.27

Note: All antennas and test modes have been tested, only the worst data record in the report.

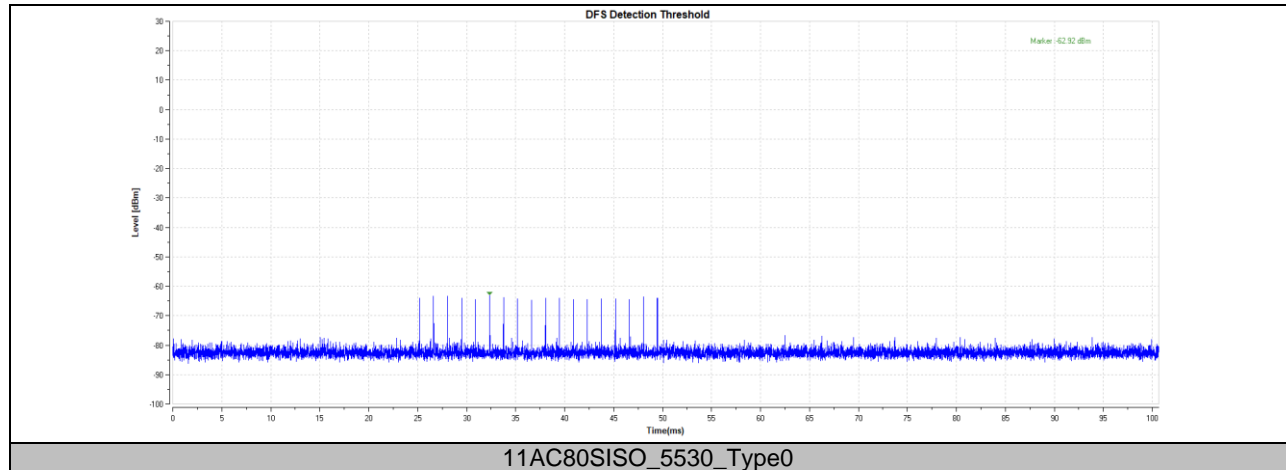


12.8. Appendix F: Dynamic Frequency Selection

Radar Signal Test Result

Test Mode	Channel	Radar Type	Result	Limit[dbm]	Verdict
11AC80SISO	5530	Type0	-62.92	-59.00	PASS

Radar Signal Test Graphs





DFS In-Service Monitoring (802.11ac VHT 80 5530 MHz Mode)

Test according to FCC title 47 part 15 §15.407(h), KDB 905462 D02 U-NII DFS Compliance Procedures New Rules v02

Measurement Summary

DUT Frequency (MHz)	Radar Type No.	Type of Measurement value	Overall Result
5530.000000	0	Channel Move Time	PASS
5530.000000	0	Channel Closing Transmission Time	PASS
5530.000000	0	Non-occupancy period	PASS

Channel Move Time Detailed Results

DUT Frequency (MHz)	Radar Type No.	CMT Tx Time (s)	CMT Limit (s)	CMT Result
5530.000000	0	0.472	10.000	PASS

(continuation of the "Channel Move Time Detailed Results" table from column 5 ...)

DUT Frequency (MHz)	CMT Comment
5530.000000	Tx Time value is last trailing edge found within sweep. See Note 1.

Channel Closing Transmission Time Detailed Results

DUT Frequency (MHz)	Radar Type No.	CCTT Type of Value	CCTT No. of Pulses found	CCTT Tx Time (ms)
5530.000000	0	first 200 ms	2	0.600
5530.000000	0	remaining 10.0 second(s) period	3	0.900

(continuation of the "Channel Closing Transmission Time Detailed Results" table from column 5 ...)

DUT Frequency (MHz)	CCTT Tx Time Limit (ms)	CCTT Result	CCTT Comment
5530.000000	200.000	PASS	See Note 1.
5530.000000	60.000	PASS	See Note 1.

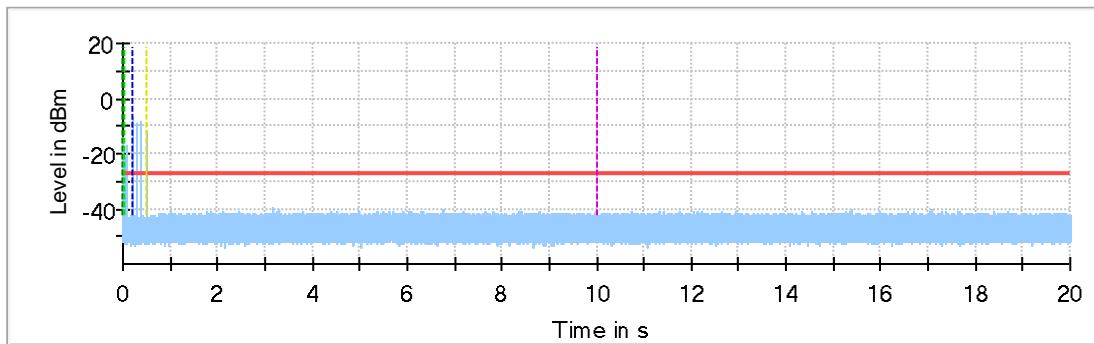
Non-occupancy period Detailed Results

DUT Frequency (MHz)	Radar Type No.	NOP No. of Pulses found	NOP No. of Pulses Limit	NOP Tx Time (s)	NOP Tx Time Limit (s)
5530.000000	0	0	0	0.000	0.000

Additional Information

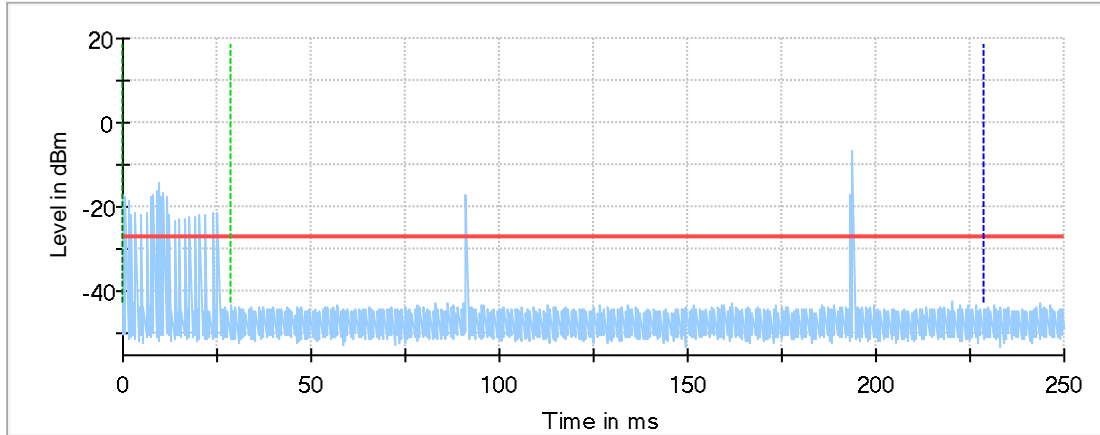
Note	Description
Note 1:	Because of the radar pulse event at the beginning, the investigation of the trace begins with an offset of 28.7 ms conforming to the end of the Radar burst.
Note 2:	Channel move time (CMT) / channel closing transmission time (CCTT) measurement was made with hi resolution video sweep using OSP DAQ channel
Note 3:	Because of the substantially higher sampling rate of the video signal the results for CCTT and CMT are more accurate than in the graphics visible. Reached timing accuracy of the video trace: approx 4 μ s
Note 4:	The Non-Occupancy Period trace starts at the end of the Channel move time trace (20.000 secs.) Labeling of the x-axis (time) is relative to its beginning (0 secs.)

Channel Move Time



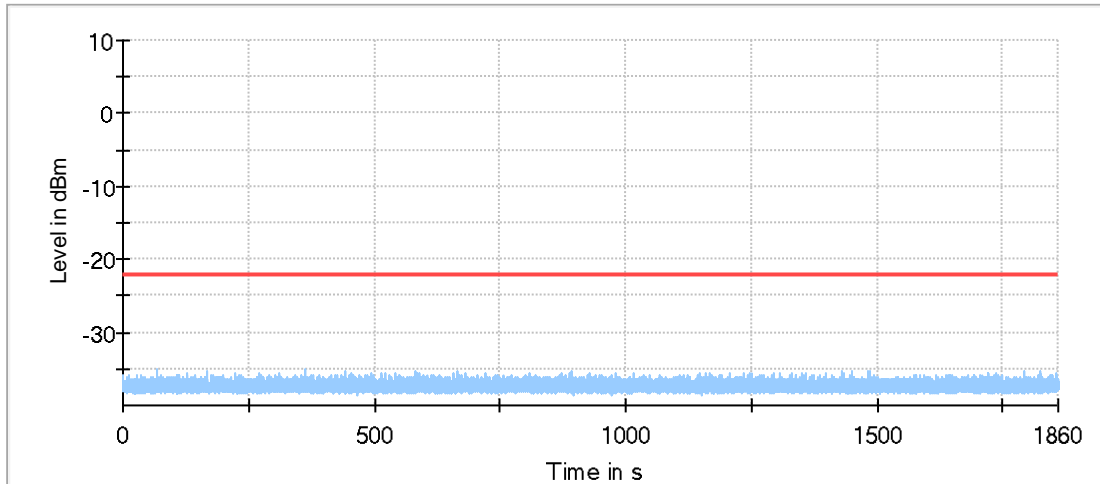
- Channel Move Time
- Threshold
- - - Start of Radar
- - - Trigger at end of Radar
- - - First 200ms of Channel Closing Tx Time
- - - 10sec Channel Move Time Limit
- - - Last measured edge of Channel Closing Tx Time

Channel Move Time first 200ms



- Channel Move Time first 200ms
- Start of Radar
- First 200ms of Channel Closing Tx Time
- Threshold
- Tripper at end of Radar

Non-occupancy period



- Non-occupancy period
- Threshold

END OF REPORT