

SPECIFICATION

SHEET FOR APPROVAL

(Revision: R: A0)

CUSTOMER(客户名称)	群创光电	
CS P/N(客户机种)	D40F-J09	T40F
PART NAME(品名)	WIFI-2 天线	外露线长 L=477mm
FREQUENCY(频率)	2.4G~2.5G/5.15G~5.85G	
ZTX NO.(物料编号)	2.00005687	
DATE(日期)	2022-07-14	

CUSTOMER			
QA CHECKED	ME CHECKED	RF CHECKED	MANAGER CHECKED

Remark(备注):

Sign(客户确认签字盖章): _____

ZHONG TIAN XUN TECHNOLOGY CO., LTD				
MANAGER CHECKED	MANAGER CHECKED	ME CHECKED	RF CHECKED	LISTER
		韦英俊	韦进	



深圳市中天迅通信技术有限公司

SHENZHEN ZHONGTIAN XUN Communication Technology Co., Ltd.

地址: 深圳市宝安区石岩镇石龙大道 34 号(腾达工业园) 邮编: 518000

电话: 0755-27588320 传真: 0755-27588045 <http://www.chinaztx.com>

ANTENNA SPECIFICATION

CUS P/N :D40F-J09 WIFI-2 天线
ZTX P/N :D40F-J09 WIFI-2 天线

ApplicationDate:JUL,14,2022
Editor:

Rev: R:A0
Page 1 of 14

Revision history

版本	日期	状态
A0	2022-07-14	初版



ANTENNA SPECIFICATION

CUS P/N :D40F-J09 WIFI-2 天线

ApplicationDate:JUL,14,2022

Rev: R:A0

ZTX P/N :D40F-J09 WIFI-2 天线

Editor:

Page 2 of 14

Index

		Revision history	1
		Index	2
1		Mechanical Specification	3
	1-1	Mechanical Specification (WIFI-2 天线)	3
2		Test equipment	4
3		Antenna test data	5
	3-1	VSWR	5
	3-2	Return loss plot	5
	3-3	Smith Chart	6
	3-4	No-source test data	6~7
	3-5	Environment treatment	7
	3-6	Directional drawing of horizontal plane of&3D radiation drawing	8~9
4		Environment Characteristic	10
5		The packing way	11
		附页: UL 报告	12~14



ANTENNA SPECIFICATION

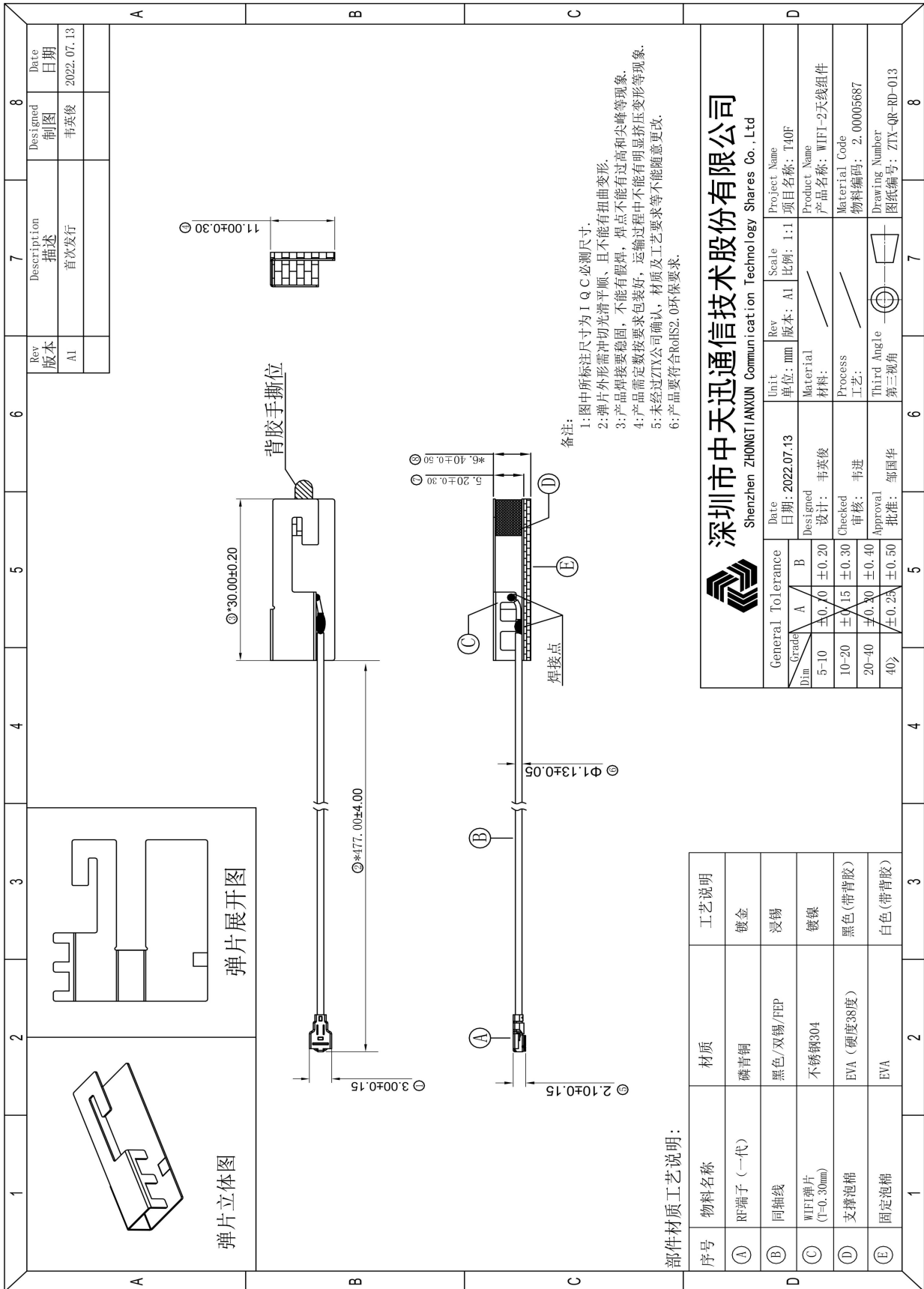
CUS P/N :D40F-J09 WIFI-2 天线
ZTX P/N :D40F-J09 WIFI-2 天线

ApplicationDate:JUL,14,2022
Editor:

Rev: R:A0
Page 3 of 14

1. Mechanical Specification

1-1 Mechanical Configuration (WIFI-2 天线)




ANTENNA SPECIFICATION

CUS P/N :D40F-J09 WIFI-2 天线
ZTX P/N :D40F-J09 WIFI-2 天线

ApplicationDate:JUL,14,2022
Editor:

Rev: R:A0
Page 4 of 14

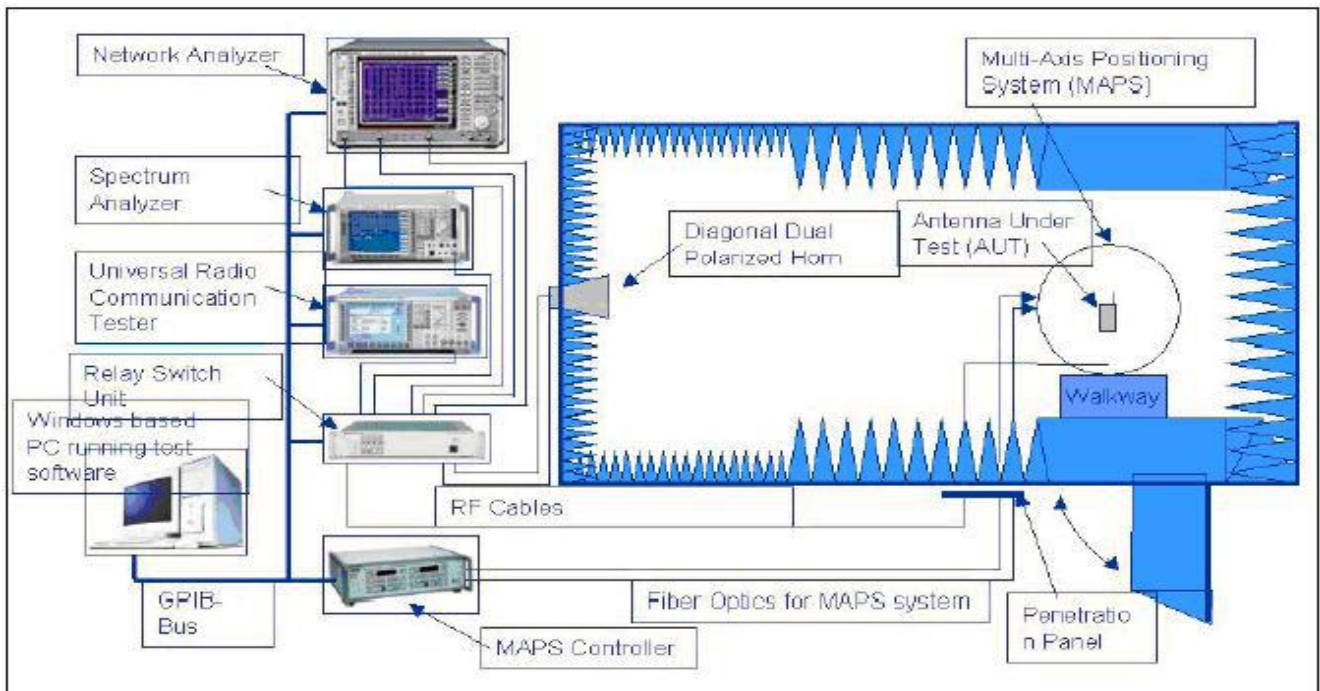
2. Test equipment



Owned 6 microwave dark room, equipped 2 sets world leading France Satimo SG24 OTA certification test systems (one in SHENZHEN, another one in Shanghai), ETS OTA Standard test system, Blue test reverberation test system which is High repeatability, high accuracy and high resolution. It can quickly provide accurate test reports, fully meet the CITA standards.

Testing range:

Support active, passive testing of GSM/CDMA/WCDMA/TD-SCDMA/LTE/WIFI/WLAN/WiMax/BT/GPS/MIMO/UWB within 0.4-6G.



ANTENNA SPECIFICATION

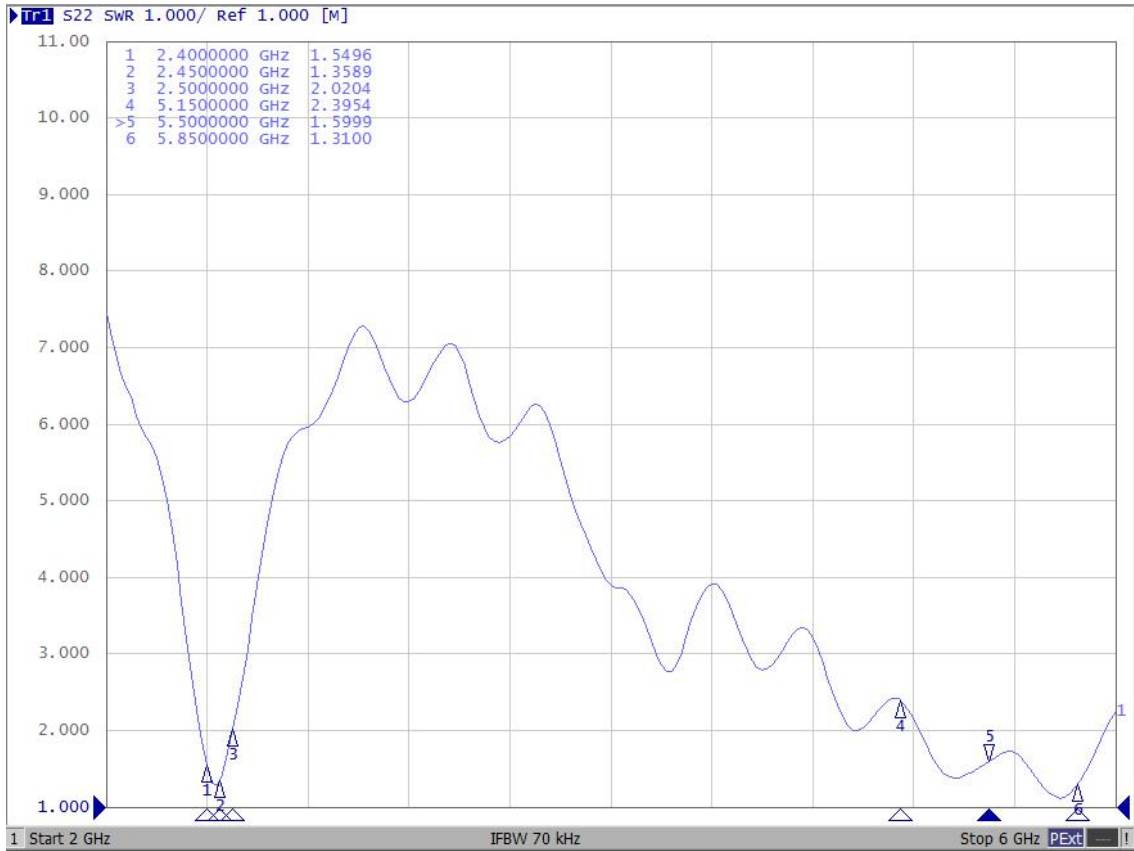
CUS P/N :D40F-J09 WIFI-2 天线
ZTX P/N :D40F-J09 WIFI-2 天线

ApplicationDate:JUL,14,2022
Editor:

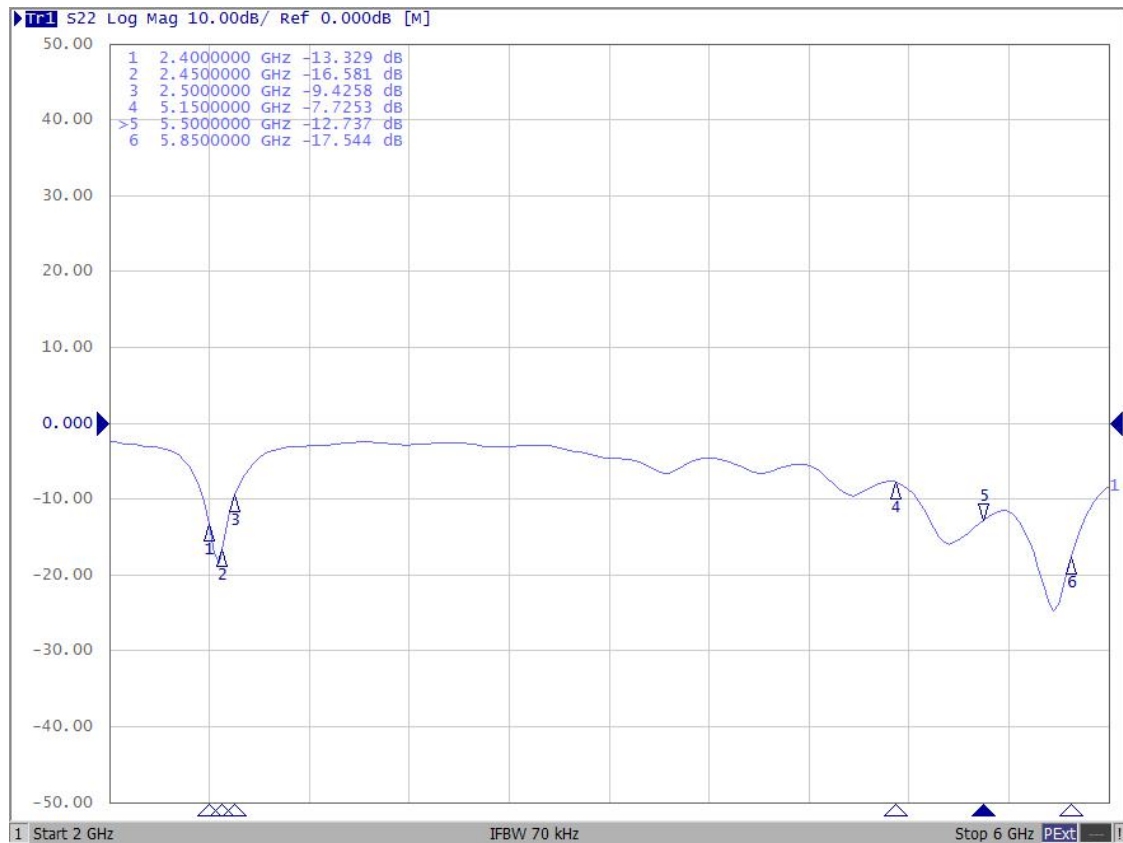
Rev: R:A0
Page 5 of 14

3. Antenna test data

3-1 VSWR



3-2 Return loss plot



ANTENNA SPECIFICATION

CUS P/N :D40F-J09 WIFI-2 天线

ApplicationDate:JUL,14,2022

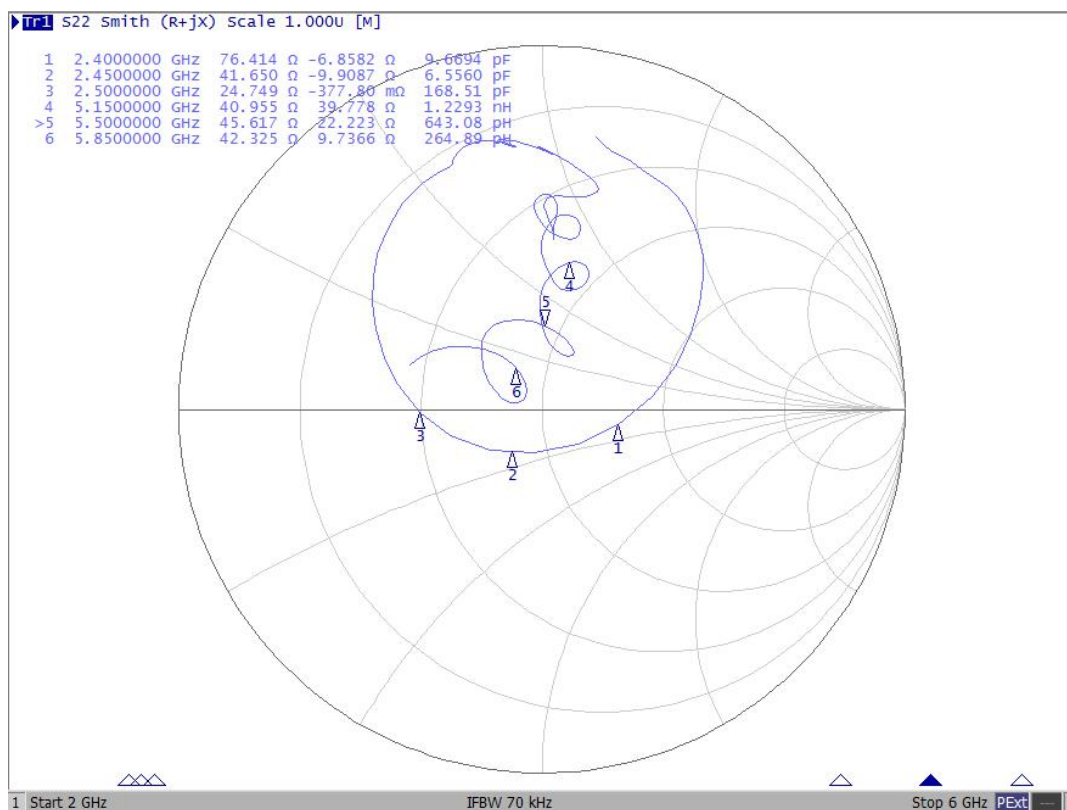
Rev: R:A0

ZTX P/N :D40F-J09 WIFI-2 天线

Editor:

Page 6 of 14

3-3 Smith Chart



3-4 No-source test data

Frequency	Efficiency		Peak Gain	Frequency	Efficiency		Peak Gain
Mhz	%	dB	dB	Mhz	%	dB	dB
2400	49.66	-3.04	4.21	5150	40.86	-3.89	3.88
2410	52.42	-2.81	4.56	5200	41.79	-3.79	4.05
2420	54.07	-2.67	4.77	5250	41.85	-3.78	4.16
2430	56.46	-2.48	4.88	5300	43.88	-3.58	4.44
2440	55.86	-2.53	4.92	5350	48.55	-3.14	5.24
2450	56.30	-2.49	4.93	5400	48.51	-3.14	5.36
2460	51.83	-2.85	4.57	5450	52.81	-2.77	5.48
2470	50.97	-2.93	4.35	5500	51.63	-2.87	5.25
2480	48.15	-3.17	4.17	5550	53.81	-2.69	5.35
2490	46.76	-3.30	4.23	5600	52.86	-2.77	5.33
2500	43.12	-3.65	3.94	5650	53.33	-2.73	5.28
				5700	53.68	-2.70	5.41
				5750	57.27	-2.42	5.90
				5800	57.36	-2.41	6.08
				5850	55.59	-2.55	5.99

ANTENNA SPECIFICATION

CUS P/N :D40F-J09 WIFI-2 天线
ZTX P/N :D40F-J09 WIFI-2 天线

ApplicationDate:JUL,14,2022
Editor:

Rev: R:A0
Page 7 of 14

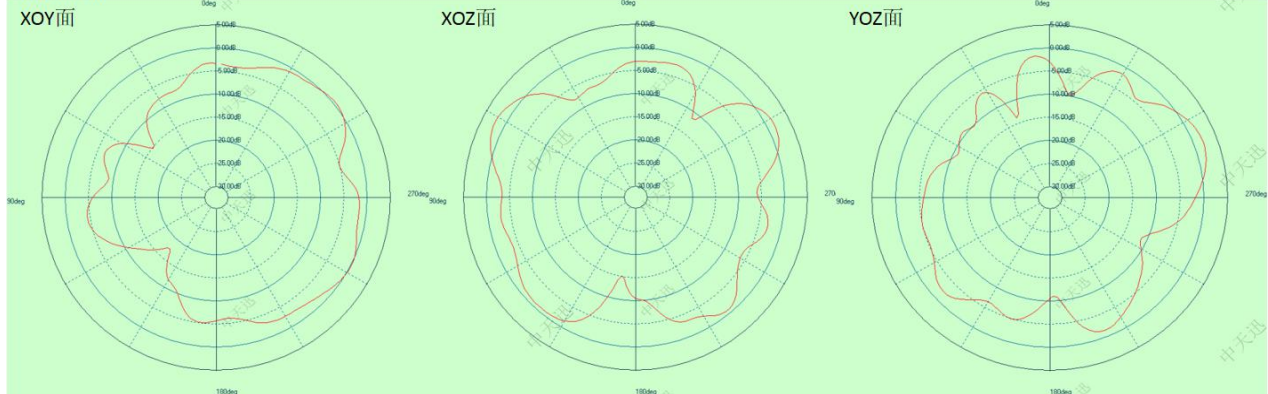
	XY plane		ZY plane		ZX plane	
Frequency [MHz]	Peak Gain [dBi]	Average Gain [dBi]	Peak Gain [dBi]	Average Gain [dBi]	Peak Gain [dBi]	Average Gain [dBi]
2400	-0.351	-4.406	1.732	-4.672	-0.324	-5.841
2450	-0.643	-3.125	2.218	-3.238	-0.098	-4.286
2500	-0.429	-2.691	2.084	-2.649	0.528	-4.661
5150	0.933	-5.235	0.773	-6.531	1.891	-6.178
5500	1.104	-5.702	0.542	-6.424	1.296	-6.339
5850	1.559	-4.271	0.601	-6.189	1.617	-5.604

3-5 Environment treatment

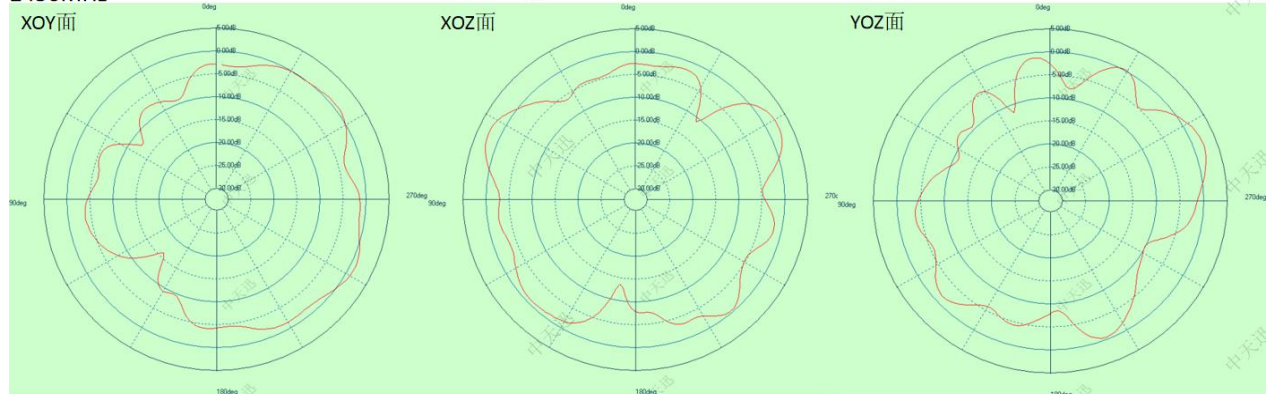
N/A

3-6 Directional drawing of horizontal plane of&3D radiation drawing

2400MHz



2450MHz

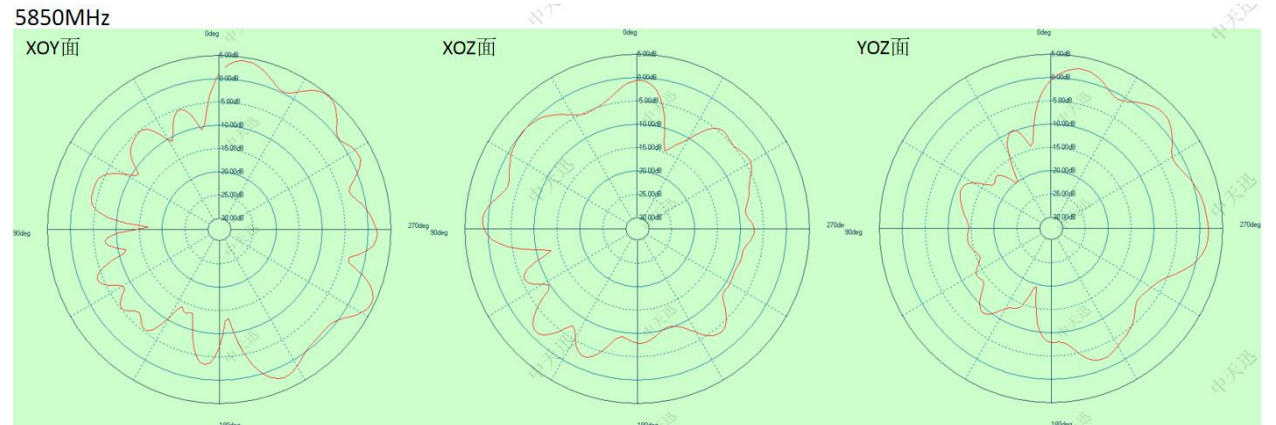
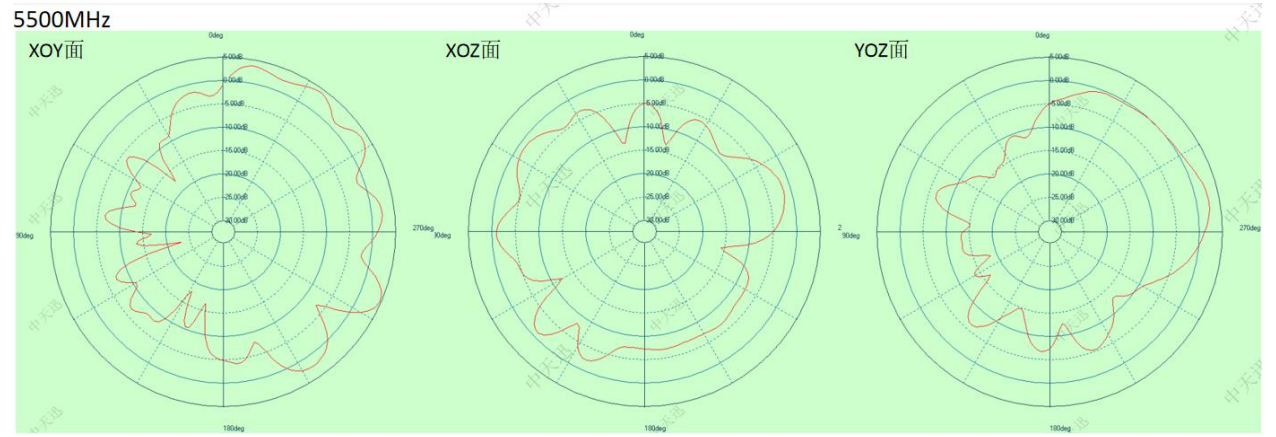
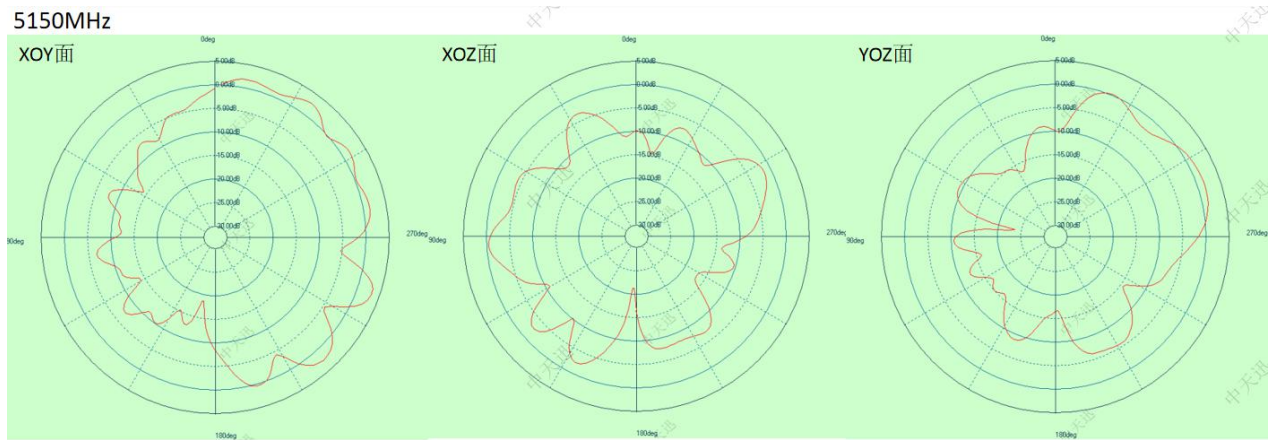
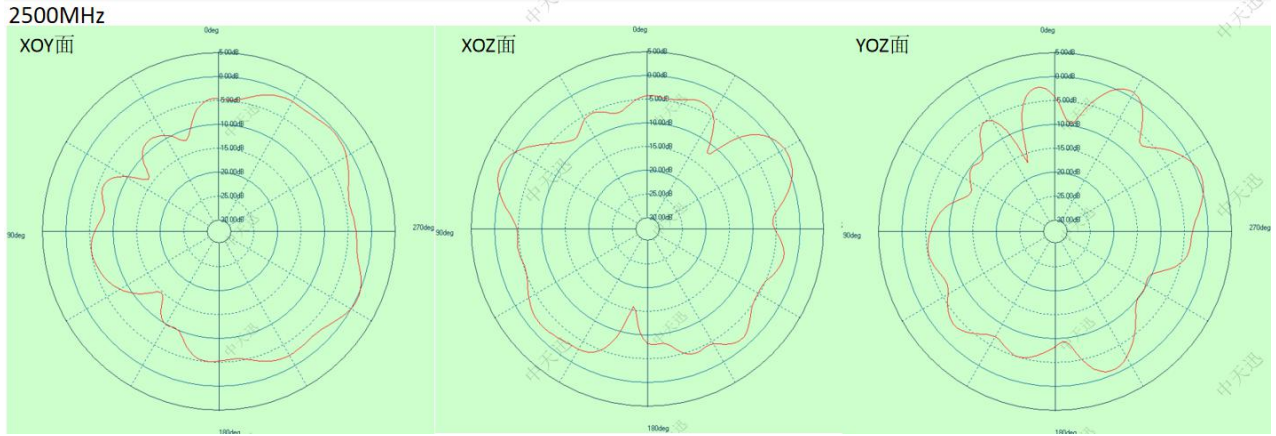


ANTENNA SPECIFICATION

CUS P/N :D40F-J09 WIFI-2 天线
ZTX P/N :D40F-J09 WIFI-2 天线

ApplicationDate:JUL,14,2022
Editor:

Rev: R:A0
Page 8 of 14

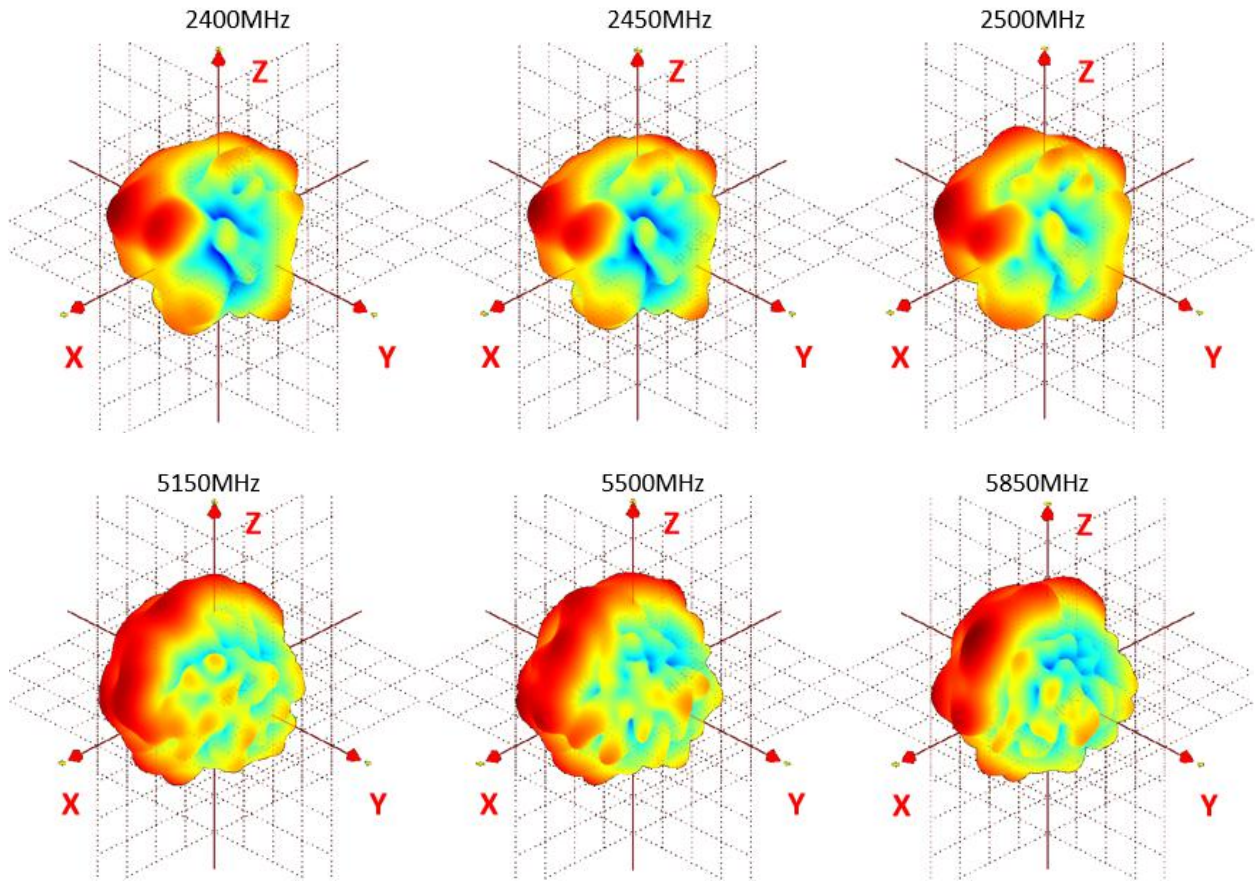


ANTENNA SPECIFICATION

CUS P/N :D40F-J09 WIFI-2 天线
ZTX P/N :D40F-J09 WIFI-2 天线

ApplicationDate:JUL,14,2022
Editor:

Rev: R:A0
Page 9 of 14



ANTENNA SPECIFICATION

CUS P/N :D40F-J09 WIFI-2 天线

ApplicationDate:JUL,14,2022

Rev: R:A0

ZTX P/N :D40F-J09 WIFI-2 天线

Editor:

Page 10 of 14

4.Environment Characteristic

NO.	ITEM	TEST CONDITION	SPECIFICATION
4-1	High Temperature/Humidity Storage Test(non operating)	1.Temperature: $+70 \pm 2^{\circ}\text{C}$ 2.Humidity: 90~95%RH 3.Time: 48hrs	No material deformation is allowed.
4-2	Low Temperature/Humidity Storage Test(non operating)	1.Temperature: $-30 \pm 2^{\circ}\text{C}$ 2.Humidity: 0%RH 3.Time:48hrs	The VSWR, Gain, Radiation Pattern must be met specifications after these test.








ANTENNA SPECIFICATION

CUS P/N :D40F-J09 WIFI-2 天线
ZTX P/N :D40F-J09 WIFI-2 天线

ApplicationDate:JUL,14,2022
Editor:

Rev: R:A0
Page 11 of 14

5.The packing way

 深圳市中天迅通信科技股份有限公司 SHENZHEN ZHONGTIAN XUN Communication Technology Co.,Ltd.		<h1>包装规范</h1>																												
产品名称	产品型号	文件编号	版本	工序号/名称	工序工时	日产量																								
WIFI天线	D40F-J09 (T40F)	ZTX-QD-WI	A1	包装/装箱	/	/																								
 <p>图1: 确认数量/贴内标签</p>				作业方法 (自检该工序作业合格后. 方能流入下一道工序) 1. 每40PCS用橡皮筋包扎装入 (240*160mm) 封口袋; 每5袋 (200PCS) 产品用封口PE袋 (230*330mm) 包装/贴标签含 (物料名称, 物料编码, 数量, 日期) 2. 将包装好的产品装入箱内, 箱底/面部用纸板隔开; 纸箱规格 (45*32.5*21cm) 每箱 (2000pcs) 尾数除外; 3. 贴外箱标签, 贴于外箱的右上角, 标签内容包含 (生产产家, 型号, 产品名称, 客户编码, 数量, 订单号, 日期, QA检验); 4. 纸箱用胶纸以“工”字型封箱。																										
 <p>图2: 装箱</p>				注意事项 1. 注意标签有无贴错, 漏贴, 箱子有无破损; 2. 附出货检验报告。																										
 <p>图3: 贴外箱标签/附出货检验报告</p>				<table border="1"> <thead> <tr> <th>物料名称</th> <th>物料编码</th> <th>用量</th> <th>使用工具</th> </tr> </thead> <tbody> <tr> <td>PE开口袋</td> <td></td> <td>50</td> <td>240*160mm</td> </tr> <tr> <td>PE封口袋</td> <td></td> <td>10</td> <td>330*230mm</td> </tr> <tr> <td>纸板</td> <td></td> <td>2</td> <td></td> </tr> <tr> <td>纸箱</td> <td></td> <td>1</td> <td>45*32.5*21cm</td> </tr> <tr> <td>橡皮筋</td> <td></td> <td>50</td> <td></td> </tr> </tbody> </table>			物料名称	物料编码	用量	使用工具	PE开口袋		50	240*160mm	PE封口袋		10	330*230mm	纸板		2		纸箱		1	45*32.5*21cm	橡皮筋		50	
物料名称	物料编码	用量	使用工具																											
PE开口袋		50	240*160mm																											
PE封口袋		10	330*230mm																											
纸板		2																												
纸箱		1	45*32.5*21cm																											
橡皮筋		50																												
 <p>图4: 封箱</p>																														
修订内容 新制定				修订日期 2020/12/16																										
版本	A1		制订		审核	易爱玲																								
制订	彭程		审核		胡春梅	龙秋霖																								
				批准		彭程																								

ANTENNA SPECIFICATION

CUS P/N :D40F-J09 WIFI-2 天线
ZTX P/N :D40F-J09 WIFI-2 天线

ApplicationDate:JUL,14,2022
Editor:

Rev: R:A0
Page 12 of 14

附页: UL 报告

UL Style Page

页码, 1/2

[Click here to go to UL's iQ™ for Appliance Wiring Materials Database](#)

UNDERWRITERS LABORATORIES APPLIANCE WIRING MATERIAL
Subj.758 Section 1 Page 1354 Issued:1964-02-19
 Revised:2009-04-30
Style 1354 Coaxial Cable.

Rating 60, 80 deg C, 30 Vac, Horizontal flame.

Conductor 44 AWG min., material not specified.

Insulation 2 mils minimum at any point, 125 mils maximum. The insulation may be: Extruded solid or cellular PE, FRPE, PP, PFA, FEP, ECTFE, PTFE, ETFE, or combination thereof with or without irradiation; or tape wrapped solid or cellular PTFE, PFA, or FEP. Applied as a spiral wrapped thread (5 mils minimum, 40 mils maximum) and enclosed in a tube of insulation.

Assembly Insulated conductor with optional inner covering, optional inner shield, optional middle covering, required outer shield and required outer covering.

Shield Optional. Outer Shield required.

Covering Optional Inner Covering - Extruded PVC, PFA, Polyamide, Polyester, PVDF, FEP, PTFE, ECTFE, ETFE, PE, XLPE, XLFRPE or FRPE; lacquered braids; heat sealed PTFE, PFA or FEP tape; Polyester or Polyester-Polyethylene film. Thicknesses not specified. Optional Middle Covering - Extruded PVC, PFA, PP, Polyamide, Polyester, PVDF, FEP, PTFE, ECTFE, ETFE, PE, XLPE, XLFRPE or FRPE; lacquered braids; heat sealed PTFE, PFA or FEP tape; Polyester or Polyester-Polyethylene film. Thicknesses not specified. Required Outer Covering - Extruded Irradiated PE, Irradiated PVC, Polyurethane, PVC, PFA, PP, Polyamide, Polyester, PVDF, FEP, PTFE, ECTFE, ETFE, PE, XLPE, XLFRPE or FRPE; lacquered braids; heat sealed PTFE, PVC, PFA or FEP tape; Polyester or Polyester-Polyethylene film. Thicknesses not specified.

ANTENNA SPECIFICATION

CUS P/N :D40F-J09 WIFI-2 天线
ZTX P/N :D40F-J09 WIFI-2 天线

ApplicationDate:JUL,14,2022
Editor:

Rev: R:A0
Page 13 of 14

UL Style Page

页码, 2/2

Standard	Appliance Wiring Material UL 758.
Marking	General.
Use	Internal wiring of Class 2 circuits of electronic equipment or as insulated single in jacketed multiconductor cables.

<http://data.ul.com/link/stylepage.aspx?style=1354>

2010-7-1



ANTENNA SPECIFICATION

CUS P/N :D40F-J09 WIFI-2 天线
ZTX P/N :D40F-J09 WIFI-2 天线

ApplicationDate:JUL,14,2022
Editor:

Rev: R:A0
Page 14 of 14

AVLV2.E318898 - Appliance Wiring Material - Component | UL Product iQ

2020/6/23 上午10:05

UL Product iQ™



AVLV2.E318898 - Appliance Wiring Material - Component Appliance Wiring Material - Component

See General Information for Appliance Wiring Material - Component

SHENYU COMMUNICATION TECHNOLOGY INC
275 E Waihuan Rd
Jiangyin, Jiangsu 214400 CHINA

E318898

Table of Recognized Styles

Single-conductor, thermoplastic insulation.							
1226	1354	1708	1766	1882	10008	10248	
1227	1371	1709	1847	1886	10011	10362	
1330	1538	1710	1857	1887	10064	10518	
1331	1577	1723	1858	1901	10072	11085	
1332	1591	1726	1859	1927	10111	11149	
1333	1592	1727	1860	10005	10231	11180	
Multiple-conductor, thermoplastic insulation.							
20276	21100	21533					

Style(s) 11149 can be assigned the IEC 60332-2 flammability rating

Marking: Company name, voltage rating, temperature rating, conductor size, conductor material if other than copper, and use.

Last Updated on 2020-04-21

The appearance of a company's name or product in this database does not in itself assure that products so identified have been manufactured under UL's Follow-Up Service. Only those products bearing the UL Mark should be considered to be Certified and covered under UL's Follow-Up Service. Always look for the Mark on the product.

UL permits the reproduction of the material contained in the Online Certification Directory subject to the following conditions: 1. The Guide Information, Assemblies, Constructions, Designs, Systems, and/or Certifications (files) must be presented in their entirety and in a non-misleading manner, without any manipulation of the data (or drawings). 2. The statement "Reprinted from the Online Certifications Directory with permission from UL" must appear adjacent to the extracted material. In addition, the reprinted material must include a copyright notice in the following format: "© 2020 UL LLC"

