







FCC AND ISCED CERTIFICATION TEST REPORT

Applicant:	Guangzhou Shikun Electronics Co., Ltd
Address:	NO.6 Liankun Road, Huangpu District, Guangzhou, China
Manufacturer:	Guangzhou Shikun Electronics Co., Ltd
Address:	NO.6 Liankun Road, Huangpu District, Guangzhou, China
Product Description:	IEEE 802.11b/g/n/a/ac/ax 2T2R USB WiFi Module Integrated BT 2.1+EDR/4.2/5.2
Brand Name:	/
Tested Model:	SKI.WB920TU.2
FCC ID:	2AR82-SKIWB920TU2
IC:	24728-SKIWB920TU2
Report No.:	JCF230821202-004
Received Date:	Aug. 24, 2023
Tested Date:	Aug. 24, 2023 - Sep. 22, 2023
Issued Date:	Oct. 20, 2023
Test Standards:	FCC Rules and Regulations Part 15 Subpart E, RSS-247 Issue 3 Aug. 2023
Test Procedure:	ANSI C63.10:2013, 789033 D02 General U-NII Test Procedures New Rules v02r01, 662911 D01 Multiple Transmitter Output v02r01
Test Result:	Pass
Prepared By:	
	
<u>Kennys Zhang/Engineer</u>	Date: Oct. 20, 2023
Reviewed By:	
	
<u>Roger Li/Engineer</u>	Date: Oct. 20, 2023
	
Approved By:	
	
<u>Talent Zhang/Engineer</u>	Date: Oct. 20, 2023

Note: The test results in this report apply exclusively to the tested model / sample. Without written approval of Guangzhou Jingce Testing Technology Co., Ltd. the test report shall not be reproduced except in full.

Report Revise Record

Report Version	Revise Time	Issued Date	Valid Version	Notes
V1.0	/	Oct. 20, 2023	Original Report	/

Table of Contents

1. Test Report Declare	5
2. Summary of test results	6
3. Test Laboratory	6
4. Equipment Under Test	7
4.1. Description of EUT	7
4.2. Channel List	7
4.3. Test Channel Configuration	10
4.4. Test Environment Conditions	11
4.5. The Worse Case Power Setting Parameter	11
4.6. Description of Available Antennas	14
5. Description of Test Setup	14
5.1. Accessory	14
5.2. Support Equipment	14
5.3. Test Setup	14
5.4. Setup Diagram for Tests	14
6. Measurement uncertainty	14
7. Measuring Instrument and Software Used	15
8. Duty Cycle	17
8.1. Block Diagram of Test Setup	17
8.2. Limits	17
8.3. Procedure	17
8.4. Results	17
8.5. Original Test Data	21
9. 26dB Bandwidth, 6dB Bandwidth and 99% Bandwidth	84
9.1. Block Diagram of Test Setup	84
9.2. Limits	84
9.3. Test Procedure	84
9.4. Test Result	85
9.5. Original Test Data	94
10. Maximum Output Power	234
10.1. Block Diagram of Test Setup	234
10.2. Limits	234
10.3. Test Procedure	234
10.4. Test Result	235
11. Power Spectral Density	241
11.1. Block Diagram of Test Setup	241
11.2. Limits	241
11.3. Test Procedure	242
11.4. Test Result	243
11.5. Original Test Data	249
12. Frequency Stability Measurement	318
12.1. Block Diagram of Test Setup	318
12.2. Limit of Frequency Stability	318
12.3. Test Procedures	318
12.4. Test Result	318
13. Radiated Emission	325
13.1. Block Diagram of Test Setup	325
13.2. Limit	326
13.3. Test Procedure	328
13.4. Test Result	330
13.5. Original Test Data	330
14. AC Power Line Conducted Emissions	343

14.1. Block Diagram of Test Setup	343
14.2. Limits	343
14.3. Test Procedure	343
14.4. Test Result	344
15. Dynamic Frequency Selection	345
15.1. Applicability of DFS Requirements	345
15.2. Limit	346
15.3. Parameters of Radar Test Waveform	346
15.4. Calibration of Radar Waveform	347
15.5. Channel Closing Transmission Time, Channel Move Time and Non-Occupancy Period	350
15.6. Test Setup	351
15.7. Test Result	351
16. Antenna Requirements	354
16.1. Applicable Requirements	354
16.2. Result	354
APPENDIX A - Radiated Emission Below 1GHz Test Data	355
APPENDIX B - Radiated Emission Above 1GHz Test Data	357

1. Test Report Declare

Applicant:	Guangzhou Shikun Electronics Co., Ltd
Address:	NO.6 Liankun Road, Huangpu District, Guangzhou, China
Manufacturer:	Guangzhou Shikun Electronics Co., Ltd
Address:	NO.6 Liankun Road, Huangpu District, Guangzhou, China
Product Name:	IEEE 802.11b/g/n/a/ac/ax 2T2R USB WiFi Module Integrated BT 2.1+EDR/4.2/5.2
Brand Name:	N/A
Model Name:	SKI.WB920TU.2
Difference Description:	N/A

We Declare:

The equipment described above is tested by Guangzhou Jingce Testing Technology Co., Ltd. and in the configuration tested the equipment complied with the standards specified above. The test results are contained in this test report and Guangzhou Jingce Testing Technology Co., Ltd. is assumed of full responsibility for the accuracy and completeness of these tests.

2. Summary of test results

The EUT have been tested according to the applicable standards as referenced below.			
Clause	Description of Test Item	Standard	Verdict
1	6/26dB Bandwidth	FCC 15.407 (a)&(e) RSS-247 Clause 6.2	Pass
2	99% Occupied Bandwidth	RSS-Gen Clause 6.6	Pass
3	Maximum Conducted Output Power	FCC 15.407 (a) RSS-247 Clause 6.2	Pass
4	Power Spectral Density	FCC 15.407 (a) RSS-247 Clause 6.2	Pass
5	Frequency Stability Measurement	FCC 15.407 (g)	Pass
6	Radiated Band edge and Spurious Emission	FCC 15.407 (b) FCC 15.209 FCC 15.205 RSS-247 Clause 6.2 RSS-GEN Clause 8.9	Pass
7	Power Line Conducted Emission	FCC 15.207 RSS-GEN Clause 8.8	N/A
8	Antenna requirement	FCC 15.203 RSS-GEN Clause 8.3	Pass
9	Dynamic Frequency Selection	FCC 15.407 (h) RSS-247 Clause 6.3	Pass

3. Test Laboratory

Guangzhou Jingce Testing Technology Co., Ltd.

Add.: No.192, Kezhu Road, Huangpu District, Guangzhou, Guangdong, China

Association for Laboratory Accreditation(A2LA). Certificate Number: 6594.01

FCC Designation Number: CN1331. Test Firm Registration Number: 360543

IC Test Firm Registration Number: 28796

Conformity Assessment Body identifier: CN0138

4. Equipment Under Test

4.1. Description of EUT

EUT Name:	IEEE 802.11b/g/n/a/ac/ax 2T2R USB WiFi Module Integrated BT 2.1+EDR/4.2/5.2
Model Number:	SKI.WB920TU.2
EUT Function Description:	Please reference user's manual
Power Supply:	DC 3.3V+/-0.3
Hardware Version:	N/A
Software Version:	N/A
Radio Specification:	IEEE 802.11a/n/ac/ax
Operation Frequency:	IEEE 802.11a: 5180MHz—5825MHz IEEE 802.11n HT20: 5180MHz—5825MHz IEEE 802.11n HT40: 5190MHz—5795MHz IEEE 802.11ac VHT20: 5180MHz—5825MHz IEEE 802.11ac VHT40: 5190MHz—5795MHz IEEE 802.11ac VHT80: 5210MHz—5775MHz IEEE 802.11ax HE20: 5180MHz—5825MHz IEEE 802.11ax HE40: 5190MHz—5795MHz IEEE 802.11ax HE80: 5210MHz—5775MHz
Modulation:	IEEE 802.11a: OFDM (64QAM, 16QAM, QPSK, BPSK) IEEE 802.11n HT20, HT40: OFDM (64QAM, 16QAM, QPSK, BPSK) IEEE 802.11ac (VHT20/40/80): OFDM (256QAM, 64QAM, 16QAM, QPSK, BPSK) IEEE 802.11ax (HE20/40/80): OFDMA (1024QAM, 256QAM, 64QAM, 16QAM, QPSK, BPSK)
Data Rate:	IEEE 802.11a: 6, 9, 12, 18, 24, 36, 48, 54Mbps IEEE 802.11n HT20: 14.4, 28.9, 43.3, 57.8, 86.7, 115.6, 130, 144.4 Mbps IEEE 802.11n HT40: 30, 60, 90, 120, 180, 240, 270, 300 Mbps IEEE 802.11ac VHT20: 14.4, 28.9, 43.3, 57.8, 86.7, 115.6, 130, 144.4, 173.3 Mbps IEEE 802.11ac VHT40: 30, 60, 90, 120, 180, 240, 270, 300, 360, 400 Mbps IEEE 802.11ac VHT80: 65, 130, 195, 260, 390, 520, 585, 650, 780, 866.7 Mbps IEEE 802.11ax HE20: 17.2, 34.4, 51.6, 68.8, 103.2, 137.6, 154.8, 172.1, 206.5, 229.4, 258.1, 286.8Mbps IEEE 802.11ax HE40: 34.4, 68.8, 103.2, 137.6, 206.4, 275.2, 309.7, 344.1, 412.9, 458.8, 516.1, 573.5Mbps IEEE 802.11ax HE80: 72, 144.1, 216.1, 288.2, 432.3, 576.4, 648.5, 720.5, 864.7, 960.7, 1080.8, 1200.9Mbps
Antenna Type:	External Antenna, MAX. Gain: 4.74 dBi

Note 1: EUT is the ab. of equipment under test.

Note 2: The antenna gain is declared by the customer and the laboratory is not responsible for the accuracy of the antenna gain.

4.2. Channel List

UNII-1 (For Bandwidth = 20 MHz)		UNII-1 (For Bandwidth = 40 MHz)	
Channel	Frequency (MHz)	Channel	Frequency (MHz)
36	5180	38	5190
40	5200	46	5230
44	5220	/	/

48	5240	/	/
UNII-1 (For Bandwidth = 80 MHz)			
Channel		Frequency (MHz)	
42		5210	

UNII-2A (For Bandwidth = 20 MHz)		UNII-2A (For Bandwidth = 40 MHz)	
Channel	Frequency (MHz)	Channel	Frequency (MHz)
52	5260	54	5270
56	5280	62	5310
60	5300	/	/
64	5320	/	/
UNII-2A (For Bandwidth = 80 MHz)			
Channel		Frequency (MHz)	
58		5290	

UNII-2C (For Bandwidth = 20 MHz)		UNII-2C (For Bandwidth = 40 MHz)	
Channel	Frequency (MHz)	Channel	Frequency (MHz)
100	5500	102	5510
104	5520	110	5550
108	5540	118	5590
112	5560	126	5630
116	5580	134	5670
120	5600	142	5710
124	5620	/	/
128	5640	/	/
132	5660	/	/
136	5680	/	/
140	5700	/	/
144	5720	/	/
UNII-2C (For Bandwidth = 80 MHz)			
Channel		Frequency (MHz)	
106		5530	

122	5610
138	5690

UNII-3 (For Bandwidth = 20 MHz)		UNII-3 (For Bandwidth = 40 MHz)	
Channel	Frequency (MHz)	Channel	Frequency (MHz)
149	5745	151	5755
153	5765	159	5795
157	5785	/	/
161	5805	/	/
165	5825	/	/
UNII-3 (For Bandwidth = 80 MHz)			
Channel		Frequency (MHz)	
155		5775	

4.3. Test Channel Configuration

Mode	Data rate (Mbps) (see Note)	Test Channel and Frequency
802.11a TX Mode	6	CH36, 5180
	6	CH44, 5220
	6	CH48, 5240
	6	CH52, 5260
	6	CH60, 5300
	6	CH64, 5320
	6	CH100, 5500
	6	CH116, 5580
	6	CH140, 5700
	6	CH149, 5745
	6	CH157, 5785
802.11n HT20 TX Mode	MCS 8	CH36, 5180
	MCS 8	CH44, 5220
	MCS 8	CH48, 5240
	MCS 8	CH52, 5260
	MCS 8	CH60, 5300
	MCS 8	CH64, 5320
	MCS 8	CH100, 5500
	MCS 8	CH116, 5580
	MCS 8	CH140, 5700
	MCS 8	CH149, 5745
	MCS 8	CH157, 5785
802.11n HT40 TX Mode	MCS 8	CH38, 5190
	MCS 8	CH46, 5230
	MCS 8	CH54, 5270
	MCS 8	CH62, 5310
	MCS 8	CH102, 5510
	MCS 8	CH110, 5550
	MCS 8	CH134, 5670
	MCS 8	CH151, 5755
802.11ac VHT20 TX Mode	MCS 0	CH36, 5180
	MCS 0	CH44, 5220
	MCS 0	CH48, 5240
	MCS 0	CH52, 5260
	MCS 0	CH60, 5300
	MCS 0	CH64, 5320
	MCS 0	CH100, 5500
	MCS 0	CH116, 5580
	MCS 0	CH140, 5700
	MCS 0	CH149, 5745
	MCS 0	CH157, 5785
802.11ac VHT40 TX Mode	MCS 0	CH38, 5190
	MCS 0	CH46, 5230
	MCS 0	CH54, 5270
	MCS 0	CH62, 5310
	MCS 0	CH102, 5510
	MCS 0	CH110, 5550
	MCS 0	CH134, 5670
	MCS 0	CH151, 5755
802.11ac VHT80 TX Mode	MCS 0	CH42, 5210
	MCS 0	CH58, 5290

	MCS 0	CH106, 5530	
	MCS 0	CH122, 5610	
	MCS 0	CH155, 5775	
802.11ax HE20 TX Mode	MCS 0	CH36, 5180	
	MCS 0	CH44, 5220	
	MCS 0	CH48, 5240	
	MCS 0	CH52, 5260	
	MCS 0	CH60, 5300	
	MCS 0	CH64, 5320	
	MCS 0	CH100, 5500	
	MCS 0	CH116, 5580	
	MCS 0	CH140, 5700	
	MCS 0	CH149, 5745	
	MCS 0	CH157, 5785	
	MCS 0	CH165, 5825	
	802.11ax HE40 TX Mode	MCS 0	CH38, 5190
		MCS 0	CH46, 5230
MCS 0		CH54, 5270	
MCS 0		CH62, 5310	
MCS 0		CH102, 5510	
MCS 0		CH110, 5550	
MCS 0		CH134, 5670	
MCS 0		CH151, 5755	
MCS 0		CH159, 5795	
802.11ax HE80 TX Mode	MCS 0	CH42, 5210	
	MCS 0	CH58, 5290	
	MCS 0	CH106, 5530	
	MCS 0	CH122, 5610	
	MCS 0	CH155, 5775	
RX Mode	MCS 0	/	

4.4. Test Environment Conditions

During the measurement the environmental conditions were within the listed ranges:

	Normal Conditions	Extreme Conditions
Temperature range	21-25 °C	-10 °C to +70 °C
Humidity range	40-75%	N/A
Pressure range	86-106 kPa	N/A
Power supply	DC 3.3V+/-0.3	N/A

Note: The Extreme temperature range and extreme voltages are declared by the manufacturer.

4.5. The Worse Case Power Setting Parameter

The Worse Case Power Setting Parameter				
Test Software	N/A			
Mode	Rate	Channel	Soft set value	
			Ant1	Ant2
802.11a	6 MHz	36	15	15
		44	15	15
		48	15	15
		52	15	15
		60	15	15
		64	17	17
		100	19	17
		116	19	17
		140	15	15
		149	15	15

		157	15	15		
		165	15	15		
802.11n HT20	MCS 0	36	10	10		
		44	10	10		
		48	10	10		
		52	10	10		
		60	10	10		
		64	10	10		
		100	10	10		
		116	10	10		
		140	10	10		
		149	10	10		
		157	10	10		
		165	10	10		
		802.11n HT40	MCS 0	38	9.5	10
				46	9.5	10
54	9.5			10		
62	9.5			10		
102	9.5			10		
110	9.5			10		
134	9.5			10		
151	9.5			10		
159	9.5			10		
802.11ac VHT20	MCS 0	36	10	10		
		44	10	10		
		48	10	10		
		52	10	10		
		60	10	10		
		64	10	10		
		100	10	10		
		116	10	10		
		140	10	10		
		149	10	10		
		157	10	10		
		165	10	10		
		802.11ac VHT40	MCS 0	38	9.5	10
				46	9.5	10
54	9.5			10		
62	9.5			10		
102	9.5			10		
110	9.5			10		
134	9.5			10		
151	9.5			10		
159	9.5			10		
802.11ac VHT80	MCS 0	42	10	10		
		58	10	10		
		106	10	10		
		122	10	10		
		155	10	10		
802.11ax HE20	MCS 0	36	10	10		
		44	10	10		
		48	10	10		
		52	10	10		
		60	10	10		
		64	10	10		
		100	10	10		
		116	10	10		
		140	10	10		
		149	10	10		
157	10	10				

		165	10	10
802.11ax HE40	MCS 0	38	10	10
		46	10	10
		54	10	10
		62	10	10
		102	10	10
		110	10	10
		134	10	10
		151	10	10
		159	10	10
		802.11ax HE80	MCS 0	42
58	10			10
106	10			10
122	10			10
155	10			10

4.6. Description of Available Antennas

Test Mode	Transmit and Receive Mode	Description
802.11a	☒ 2TX, 2RX	ANT 1 and ANT2 can be used as transmitting/receiving antenna.
802.11n HT20	☒ 2TX, 2RX	ANT 1 and ANT2 can be used as transmitting/receiving antenna.
802.11n HT40	☒ 2TX, 2RX	ANT 1 and ANT2 can be used as transmitting/receiving antenna.
802.11ac VHT20	☒ 2TX, 2RX	ANT 1 and ANT2 can be used as transmitting/receiving antenna.
802.11ac VHT40	☒ 2TX, 2RX	ANT 1 and ANT2 can be used as transmitting/receiving antenna.
802.11ac VHT80	☒ 2TX, 2RX	ANT 1 and ANT2 can be used as transmitting/receiving antenna.
802.11ax HE20	☒ 2TX, 2RX	ANT 1 and ANT2 can be used as transmitting/receiving antenna.
802.11ax HE40	☒ 2TX, 2RX	ANT 1 and ANT2 can be used as transmitting/receiving antenna.
802.11ax HE80	☒ 2TX, 2RX	ANT 1 and ANT2 can be used as transmitting/receiving antenna.

5. Description of Test Setup

5.1. Accessory

Description of Accessories	Manufacturer	Model Number	Description	Remark
/	/	/	/	/

5.2. Support Equipment

Equipment	Brand Name	Model Name	P/N
PC	Lenovo	T480	/

5.3. Test Setup

The EUT can work in Fixed Frequency mode.

5.4. Setup Diagram for Tests



6. Measurement uncertainty

Test Item	Uncertainty
AC Power Conduction emission	1.37 dB
All Radiated emissions	5.4dB
Conducted emissions	3.09 dB
Occupied Channel Bandwidth	1.1%
Conducted Output power	0.82dB
Power Spectral Density	0.82dB

Note: This uncertainty represents an expanded uncertainty expressed at approximately the 95 % confidence level using a coverage factor of $k = 2$.

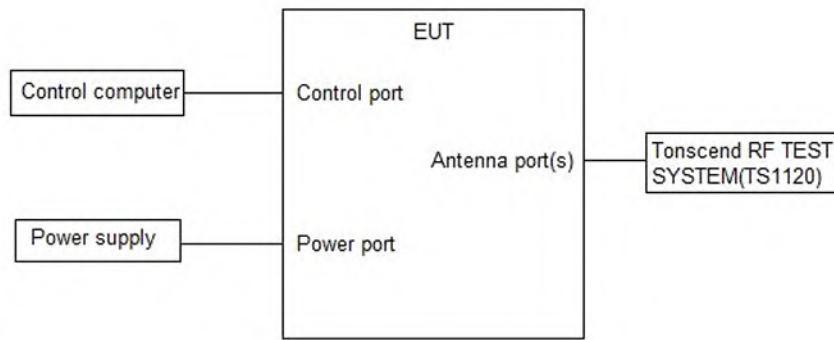
7. Measuring Instrument and Software Used

TS Test System						
Used	Equipment	Manufacturer	Model No.	Serial No.	Last Cal.	Due. Date
<input checked="" type="checkbox"/>	Spectrum Analyzer	Keysight	N9030B	MY56320512	Sep. 12, 2023	Sep. 11, 2024
<input checked="" type="checkbox"/>	Vector Signal Generator	Keysight	N5182B	MY57300334	Sep. 12, 2023	Sep. 11, 2024
<input checked="" type="checkbox"/>	Signal Generator	Keysight	N5171B	MY57280639	Sep. 12, 2023	Sep. 11, 2024
<input checked="" type="checkbox"/>	DC POWER	Keysight	E342A	MY59020356	Jul. 14, 2023	Jul. 13, 2024
<input checked="" type="checkbox"/>	Incubator thermometer	GWS	EL-02JA	21107288	Sep. 12, 2023	Sep. 11, 2024
<input checked="" type="checkbox"/>	Control unit(Power sensor)	Tonscend	JS0806-2	/	Sep. 12, 2023	Sep. 11, 2024
<input checked="" type="checkbox"/>	Wideband radio communication tester	R&S	CMW500	163478	Jul. 11, 2023	Jul. 10, 2024
<input checked="" type="checkbox"/>	Spectrum Analyzer	Keysight	N9020B	MY60112206	Sep. 12, 2023	Sep. 12, 2024
<input checked="" type="checkbox"/>	Control unit(Power sensor)	Tonscend	JS0806-2	21H8060465	Sep. 12, 2023	Sep. 12, 2024
Software						
Used	Description	Manufacturer	Name		Version	
<input checked="" type="checkbox"/>	Test software	TS+	JS1120-3		V3.3.10	
RSE Test System						
Used	Equipment	Manufacturer	Model No.	Serial No.	Last Cal.	Due. Date
<input checked="" type="checkbox"/>	EMI Receiver	R&S	ESW	101685	Jul. 12, 2023	Jul. 11, 2024
<input checked="" type="checkbox"/>	Bilog Antenna	Schwarzbeck	VULB 9163	01416	Mar. 21, 2023	Mar. 20, 2024
<input checked="" type="checkbox"/>	Horn Antenna 1	Schwarzbeck	BBHA 9120 D	02411	May. 25, 2023	May. 24, 2024
<input checked="" type="checkbox"/>	Horn Antenna 2	ETS	BBHA 9170	1090	Sep. 04, 2023	Sep. 03, 2024
<input checked="" type="checkbox"/>	loop-antenna	Schwarzbeck	FMZB 1513-60	00030	Jan.14,2023	Jan.13,2024
<input checked="" type="checkbox"/>	Signal Pre-Amplifier	Tonscend	TAP01018050	AP21C806122	Jul. 10, 2023	Jul. 09, 2024
<input checked="" type="checkbox"/>	Signal Pre-Amplifier	Tonscend	TAP9K3G32	AP20K806104	Jul. 10, 2023	Jul. 09, 2024
<input checked="" type="checkbox"/>	Signal Pre-Amplifier	ETS	3116C-PA	00217677	Aug. 24, 2023	Aug. 23, 2024
<input checked="" type="checkbox"/>	3m Fully-anechoic Chamber	ETS	RFD-100	/	Apr. 24, 2021	Apr. 23, 2024
Software						
Used	Description	Manufacturer	Name		Version	
<input checked="" type="checkbox"/>	Test software	TS+	TS+		V3.0.0.4	
Conducted Emission Test For AC Power Port						
Used	Equipment	Manufacturer	Model No.	Serial No.	Last Cal.	Due. Date
<input checked="" type="checkbox"/>	LISN	R&S	ENV216	102154	Jul. 10, 2023	Jul. 09, 2024
<input checked="" type="checkbox"/>	EMI Receiver	R&S	ESR3	102509	Jul. 12, 2023	Jul. 11, 2024
Software						

Used	Description	Manufacturer	Name		Version	
<input checked="" type="checkbox"/>	Test software	EZ	EZ-EMC		EMEC-3A1	
Other Instrument						
Used	Equipment	Manufacturer	Model No.	Serial No.	Last Cal.	Due. Date
<input checked="" type="checkbox"/>	Temperature & Humidity	Temperature	HTC-1	/	Nov. 25, 2022	Nov. 24, 2023

8. Duty Cycle

8.1. Block Diagram of Test Setup



8.2. Limits

None; for reporting purposes only.

8.3. Procedure

Refer to KdB 789033 D02 General U-NII Test Procedures New Rules v02r01 section II.B.

The zero-span mode on a spectrum analyzer or EMI receiver, if the response time and spacing between bins on the sweep are sufficient to permit accurate measurements of the on and off times of the transmitted signal.

Set the center frequency of the instrument to the center frequency of the transmission.

Set $RBW \geq EBW$ if possible; otherwise,

set RBW to the largest available value. Set $VBW \geq RBW$.

Set detector = peak or average. The zero-span measurement method shall not be used unless both RBW and VBW are $> 50/T$, where T is defined in II.B.1.a), and the number of sweep points across duration T exceeds 100. (For example, if VBW and/or RBW are limited to 3 MHz, then the zero-span method of measuring duty cycle shall not be used if $T \leq 16.7$ microseconds.)

8.4. Results

Test Mode	Ant.	Freq. (MHz)	Transmission Duration (ms)	Transmission Period (ms)	Duty Cycle (%)
11A	Ant1	5180	1.39	1.77	78.53
	Ant2	5180	1.39	1.76	78.98
	Ant1	5200	1.39	1.77	78.53
	Ant2	5200	1.39	1.77	78.53
	Ant1	5240	1.39	1.76	78.98
	Ant2	5240	1.39	1.76	78.98
	Ant1	5260	1.39	1.77	78.53
	Ant2	5260	1.39	1.77	78.53
	Ant1	5280	1.39	1.77	78.53
	Ant2	5280	1.39	1.77	78.53
	Ant1	5320	1.40	1.77	79.10
	Ant2	5320	1.39	1.77	78.53
	Ant1	5500	1.39	1.79	77.65
	Ant2	5500	1.39	1.77	78.53
	Ant1	5580	1.39	1.77	78.53
	Ant2	5580	1.39	1.77	78.53
	Ant1	5700	1.39	1.77	78.53
	Ant2	5700	1.39	1.77	78.53
	Ant1	5745	1.39	1.77	78.53
	Ant2	5745	1.39	1.77	78.53
Ant1	5785	1.39	1.77	78.53	
Ant2	5785	1.39	1.77	78.53	
Ant1	5825	1.39	1.77	78.53	

11N20MIMO	Ant2	5825	1.40	1.77	79.10
	Ant1	5180	0.67	1.04	64.42
	Ant2	5180	0.68	1.04	65.38
	Ant1	5200	0.67	1.04	64.42
	Ant2	5200	0.68	1.04	65.38
	Ant1	5240	0.68	1.04	65.38
	Ant2	5240	0.67	1.04	64.42
	Ant1	5260	0.67	1.04	64.42
	Ant2	5260	0.67	1.04	64.42
	Ant1	5280	0.68	1.04	65.38
	Ant2	5280	0.67	1.04	64.42
	Ant1	5320	0.67	1.04	64.42
	Ant2	5320	0.67	1.04	64.42
	Ant1	5500	0.67	1.04	64.42
	Ant2	5500	0.68	1.04	65.38
	Ant1	5580	0.67	1.04	64.42
	Ant2	5580	0.68	1.04	65.38
	Ant1	5700	0.68	1.04	65.38
	Ant2	5700	0.68	1.04	65.38
	Ant1	5745	0.67	1.06	63.21
	Ant2	5745	0.67	1.04	64.42
	Ant1	5785	0.67	1.04	64.42
	Ant2	5785	0.67	1.04	64.42
	Ant1	5825	0.68	1.04	65.38
Ant2	5825	0.68	1.04	65.38	
11N40MIMO	Ant1	5190	0.35	0.74	47.30
	Ant2	5190	0.35	0.74	47.30
	Ant1	5230	0.35	0.73	47.95
	Ant2	5230	0.34	0.72	47.22
	Ant1	5270	0.35	0.74	47.30
	Ant2	5270	0.35	0.79	44.30
	Ant1	5310	0.35	0.74	47.30
	Ant2	5310	0.35	0.77	45.45
	Ant1	5510	0.35	0.74	47.30
	Ant2	5510	0.34	0.73	46.58
	Ant1	5550	0.35	0.77	45.45
	Ant2	5550	0.34	0.73	46.58
	Ant1	5670	0.35	0.79	44.30
	Ant2	5670	0.35	0.74	47.30
	Ant1	5755	0.35	0.73	47.95
	Ant2	5755	0.34	0.72	47.22
	Ant1	5795	0.35	0.73	47.95
	Ant2	5795	0.35	0.74	47.30
11AC20MIMO	Ant1	5180	0.68	1.06	64.15
	Ant2	5180	0.68	1.06	64.15
	Ant1	5200	0.68	1.07	63.55
	Ant2	5200	0.68	1.07	63.55
	Ant1	5240	0.68	1.07	63.55
	Ant2	5240	0.68	1.06	64.15
	Ant1	5260	0.68	1.09	62.39
	Ant2	5260	0.68	1.06	64.15
	Ant1	5280	0.68	1.09	62.39
	Ant2	5280	0.68	1.07	63.55
	Ant1	5320	0.68	1.07	63.55
	Ant2	5320	0.68	1.07	63.55
	Ant1	5500	0.68	1.06	64.15
	Ant2	5500	0.68	1.06	64.15
	Ant1	5580	0.68	1.06	64.15
	Ant2	5580	0.68	1.07	63.55
	Ant1	5700	0.68	1.07	63.55

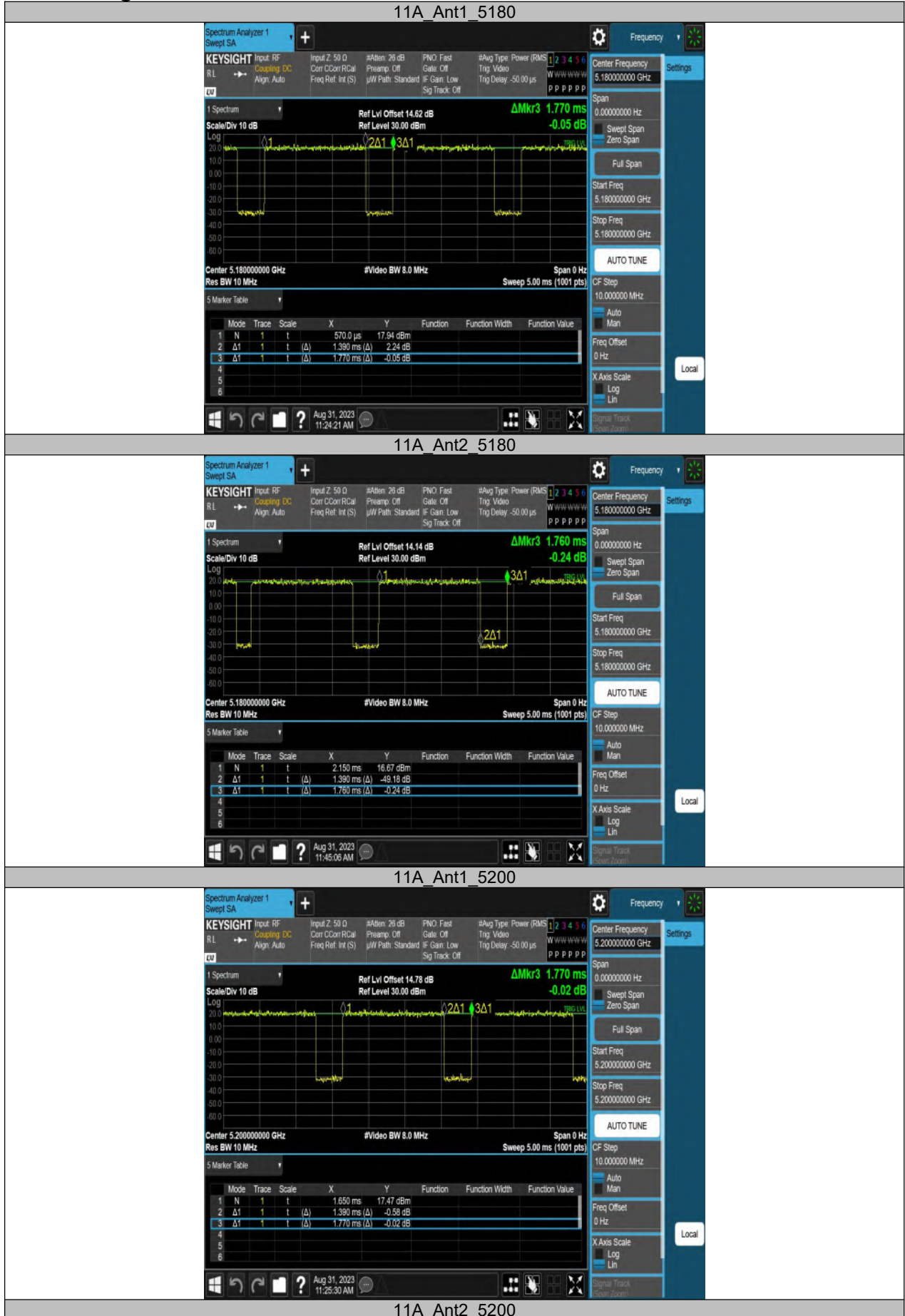
	Ant2	5700	0.68	1.07	63.55	
	Ant1	5745	0.68	1.07	63.55	
	Ant2	5745	0.68	1.07	63.55	
	Ant1	5785	0.68	1.06	64.15	
	Ant2	5785	0.68	1.07	63.55	
	Ant1	5825	0.68	1.07	63.55	
	Ant2	5825	0.68	1.06	64.15	
11AC40MIMO	Ant1	5190	0.35	0.73	47.95	
	Ant2	5190	0.35	0.73	47.95	
	Ant1	5230	0.35	0.73	47.95	
	Ant2	5230	0.35	0.74	47.30	
	Ant1	5270	0.35	0.74	47.30	
	Ant2	5270	0.35	0.73	47.95	
	Ant1	5310	0.35	0.74	47.30	
	Ant2	5310	0.35	0.74	47.30	
	Ant1	5510	0.35	0.73	47.95	
	Ant2	5510	0.35	0.73	47.95	
	Ant1	5550	0.35	0.73	47.95	
	Ant2	5550	0.35	0.74	47.30	
	Ant1	5670	0.35	0.73	47.95	
	Ant2	5670	0.35	0.73	47.95	
	Ant1	5755	0.35	0.73	47.95	
	Ant2	5755	0.35	0.73	47.95	
	Ant1	5795	0.35	0.74	47.30	
	Ant2	5795	0.35	0.73	47.95	
	11AC80MIMO	Ant1	5210	0.18	0.55	32.73
		Ant2	5210	0.18	0.55	32.73
Ant1		5290	0.19	0.56	33.93	
Ant2		5290	0.19	0.56	33.93	
Ant1		5530	0.19	0.56	33.93	
Ant2		5530	0.19	0.56	33.93	
Ant1		5610	0.19	0.56	33.93	
Ant2		5610	0.18	0.55	32.73	
Ant1		5775	0.18	0.54	33.33	
Ant2		5775	0.19	0.56	33.93	
11AX20MIMO	Ant1	5180	0.56	0.95	58.95	
	Ant2	5180	0.55	0.94	58.51	
	Ant1	5200	0.56	0.95	58.95	
	Ant2	5200	0.55	0.94	58.51	
	Ant1	5240	0.55	0.94	58.51	
	Ant2	5240	0.56	0.95	58.95	
	Ant1	5260	0.56	0.94	59.57	
	Ant2	5260	0.55	0.94	58.51	
	Ant1	5280	0.56	0.94	59.57	
	Ant2	5280	0.56	0.92	60.87	
	Ant1	5320	0.56	0.94	59.57	
	Ant2	5320	0.56	0.94	59.57	
	Ant1	5500	0.55	0.91	60.44	
	Ant2	5500	0.56	0.94	59.57	
	Ant1	5580	0.55	0.94	58.51	
	Ant2	5580	0.55	0.94	58.51	
	Ant1	5700	0.56	0.95	58.95	
	Ant2	5700	0.56	0.95	58.95	
	Ant1	5745	0.55	0.94	58.51	
	Ant2	5745	0.55	0.94	58.51	
Ant1	5785	0.56	0.95	58.95		
Ant2	5785	0.56	0.95	58.95		
Ant1	5825	0.56	0.95	58.95		
Ant2	5825	0.56	0.94	59.57		
11AX40MIMO	Ant1	5190	0.32	0.70	45.71	

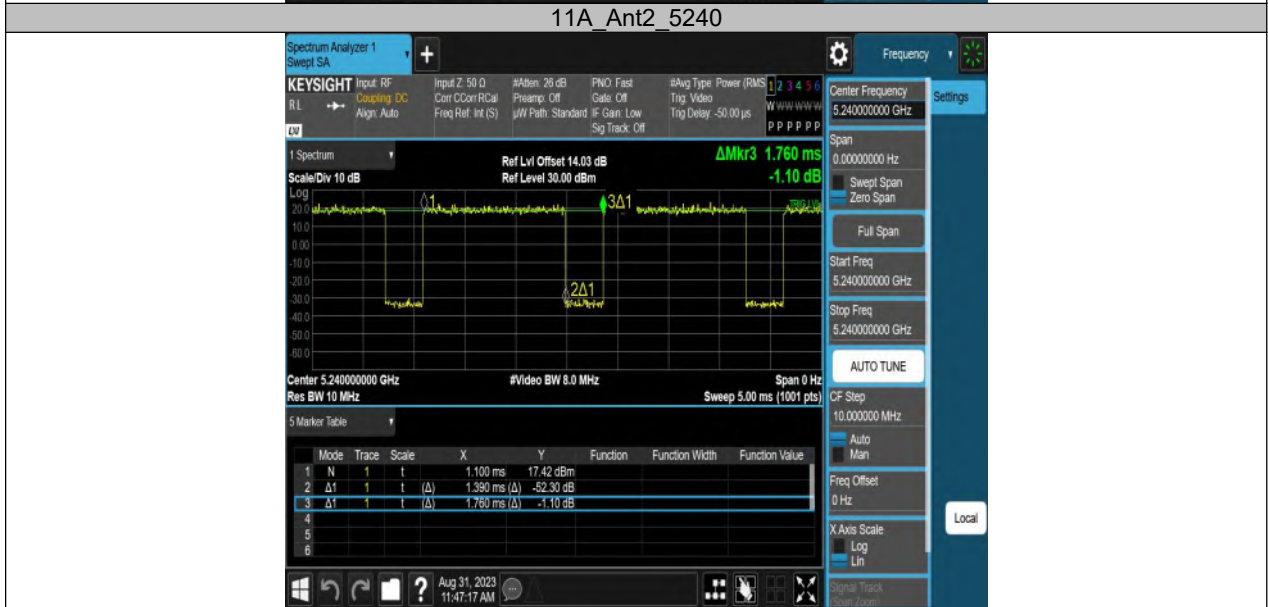
	Ant2	5190	0.32	0.70	45.71
	Ant1	5230	0.32	0.71	45.07
	Ant2	5230	0.32	0.71	45.07
	Ant1	5270	0.32	0.71	45.07
	Ant2	5270	0.32	0.71	45.07
	Ant1	5310	0.32	0.70	45.71
	Ant2	5310	0.32	0.71	45.07
	Ant1	5510	0.32	0.76	42.11
	Ant2	5510	0.32	0.71	45.07
	Ant1	5550	0.32	0.71	45.07
	Ant2	5550	0.32	0.71	45.07
	Ant1	5670	0.32	0.76	42.11
	Ant2	5670	0.32	0.70	45.71
	Ant1	5755	0.32	0.71	45.07
	Ant2	5755	0.32	0.70	45.71
	Ant1	5795	0.32	0.71	45.07
	Ant2	5795	0.32	0.71	45.07
11AX80MIMO	Ant1	5210	0.19	0.42	45.24
	Ant2	5210	0.19	0.42	45.24
	Ant1	5290	0.19	0.58	32.76
	Ant2	5290	0.19	0.43	44.19
	Ant1	5530	0.19	0.43	44.19
	Ant2	5530	0.19	0.43	44.19
	Ant1	5610	0.19	0.43	44.19
	Ant2	5610	0.19	0.42	45.24
	Ant1	5775	0.19	0.44	43.18
Ant2	5775	0.19	0.42	45.24	

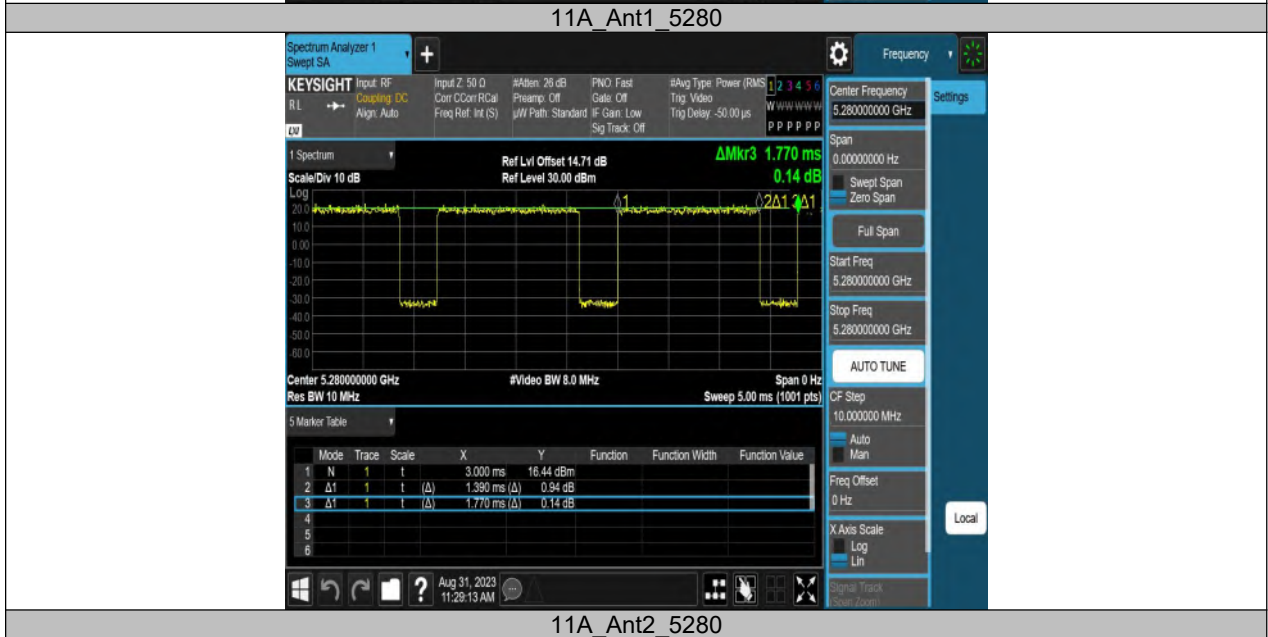
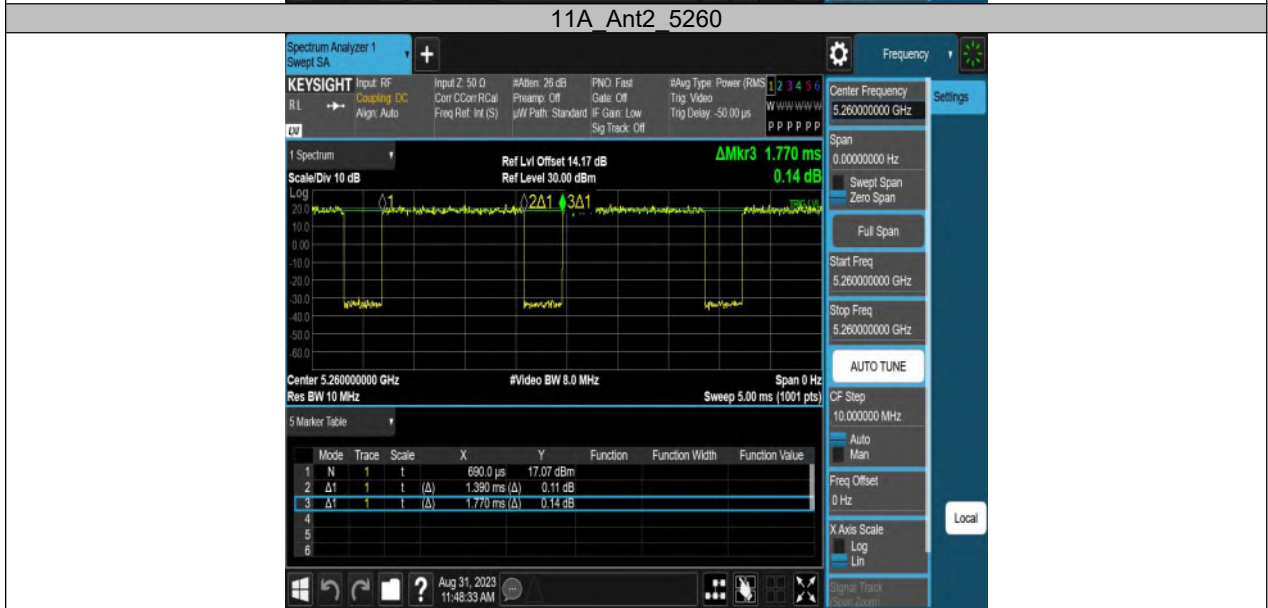
For U-NII-2C straddle channel:

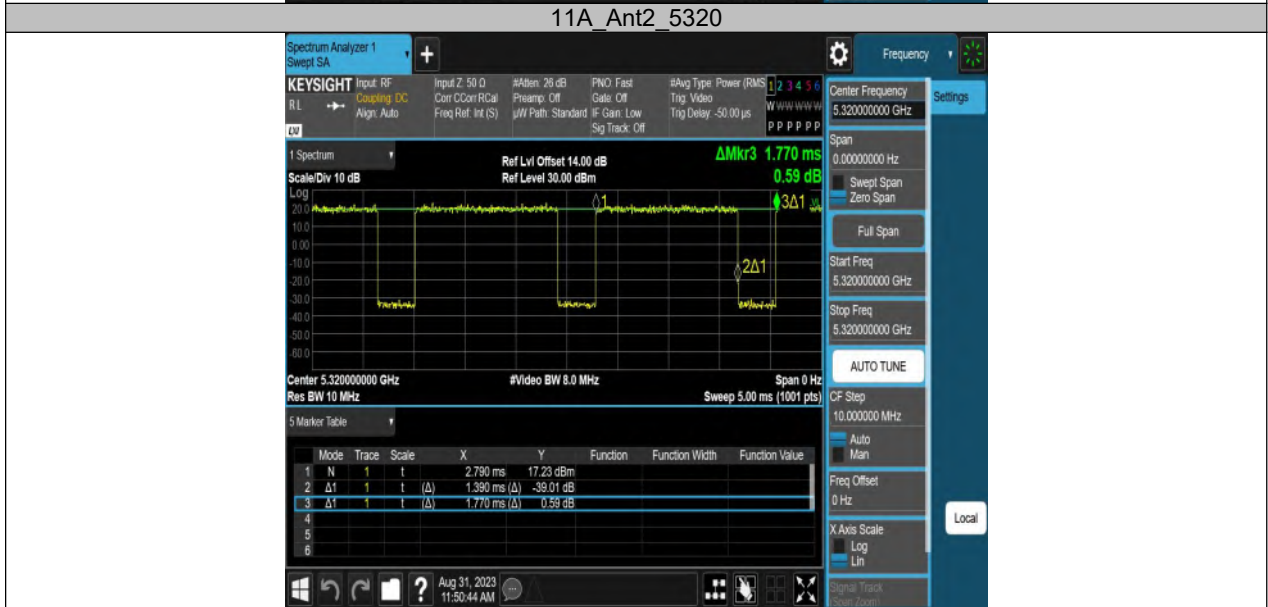
Test Mode	Ant.	Freq. (MHz)	Transmission Duration (ms)	Transmission Period (ms)	Duty Cycle (%)
11A	Ant1	5720	1.39	1.77	78.53
	Ant2	5720	1.40	1.77	79.10
11N20MIMO	Ant1	5720	0.67	1.04	64.42
	Ant2	5720	0.67	1.04	64.42
11N40MIMO	Ant1	5710	0.35	0.73	47.95
	Ant2	5710	0.35	0.73	47.95
11AC20MIMO	Ant1	5720	0.68	1.07	63.55
	Ant2	5720	0.68	1.07	63.55
11AC40MIMO	Ant1	5710	0.35	0.73	47.95
	Ant2	5710	0.35	0.73	47.95
11AC80MIMO	Ant1	5690	0.18	0.54	33.33
	Ant2	5690	0.19	0.56	33.93
11AX20MIMO	Ant1	5720	0.20	0.40	50.00
	Ant2	5720	0.21	0.42	50.00
11AX40MIMO	Ant1	5710	0.20	0.40	50.00
	Ant2	5710	0.20	0.40	50.00
11AX80MIMO	Ant1	5690	0.19	0.44	43.18
	Ant2	5690	0.19	0.43	44.19

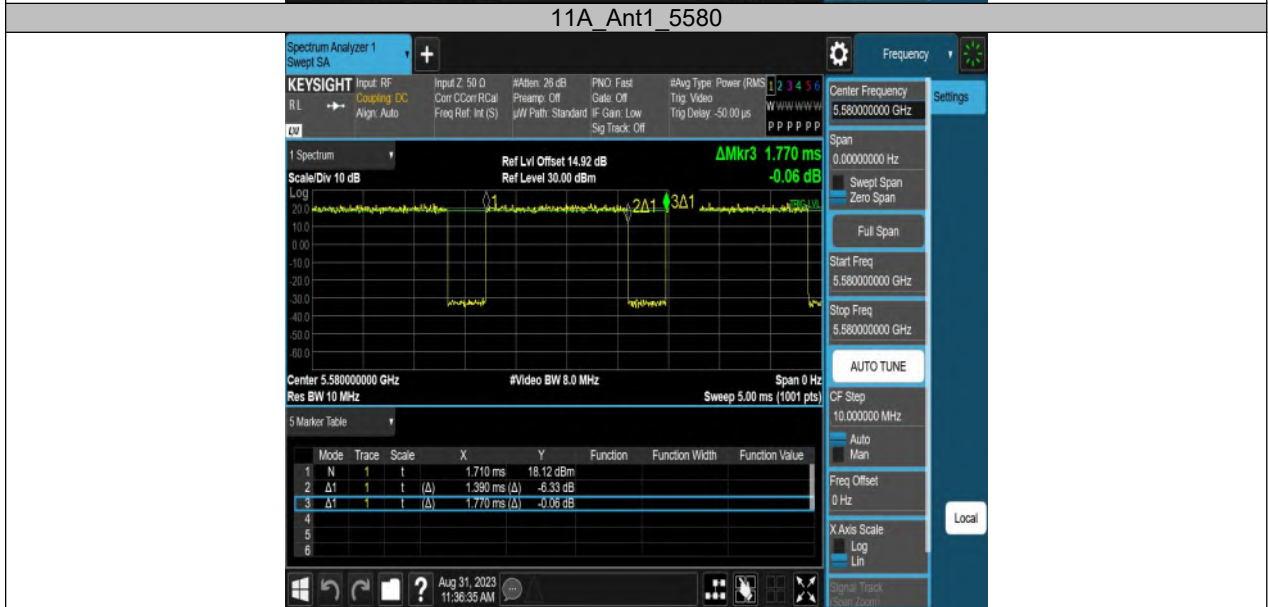
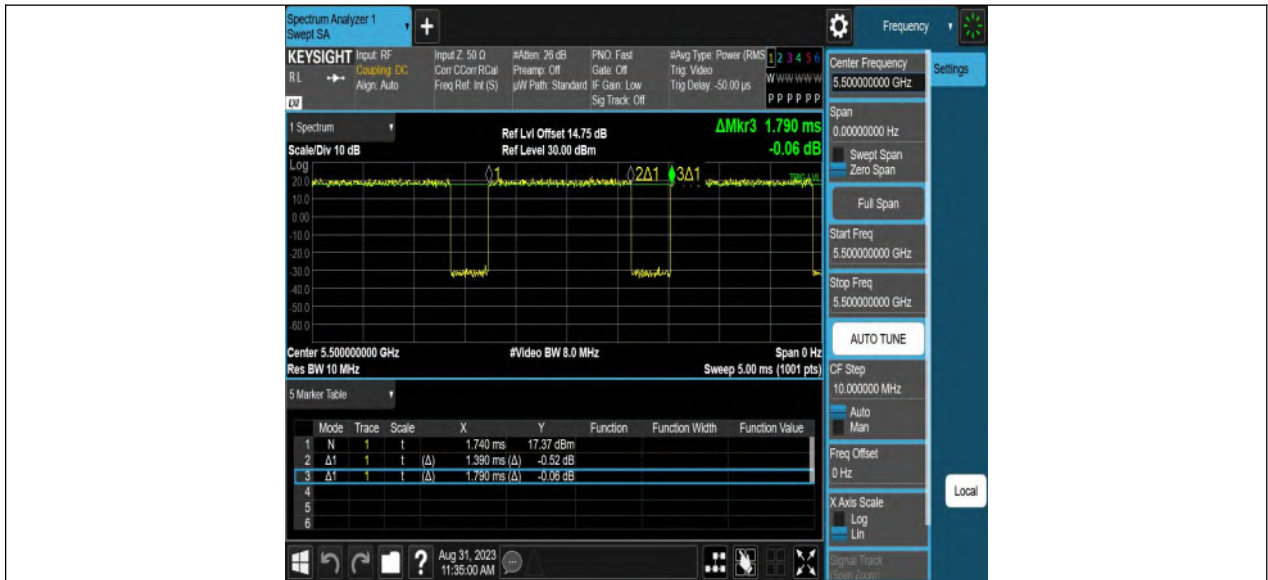
8.5. Original Test Data

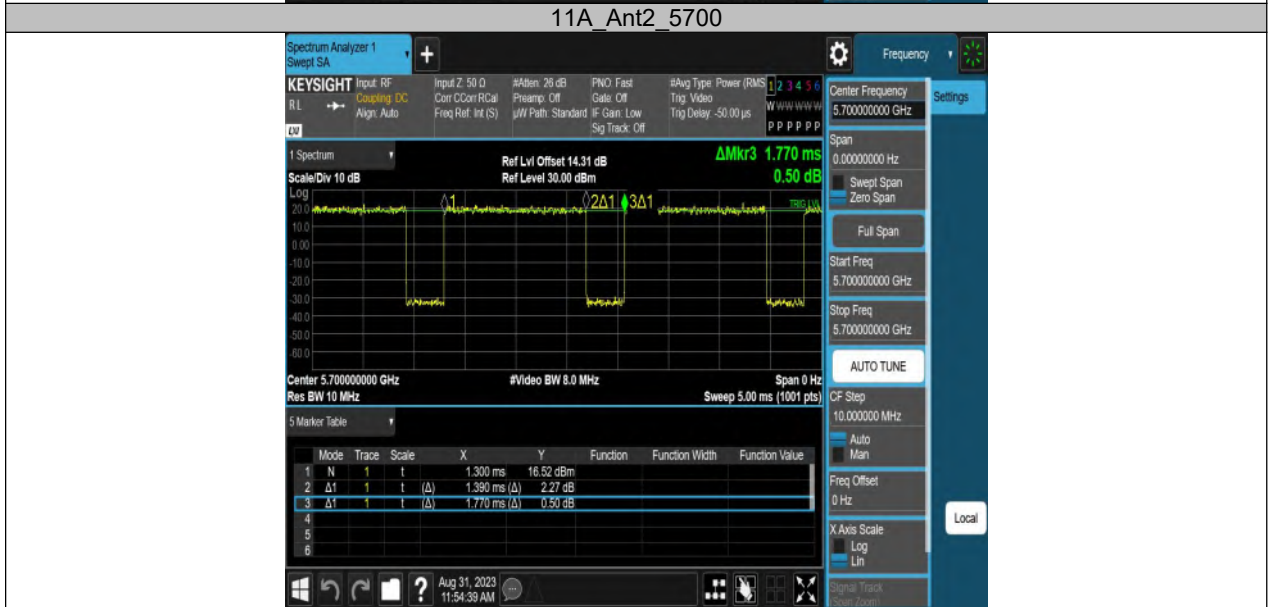
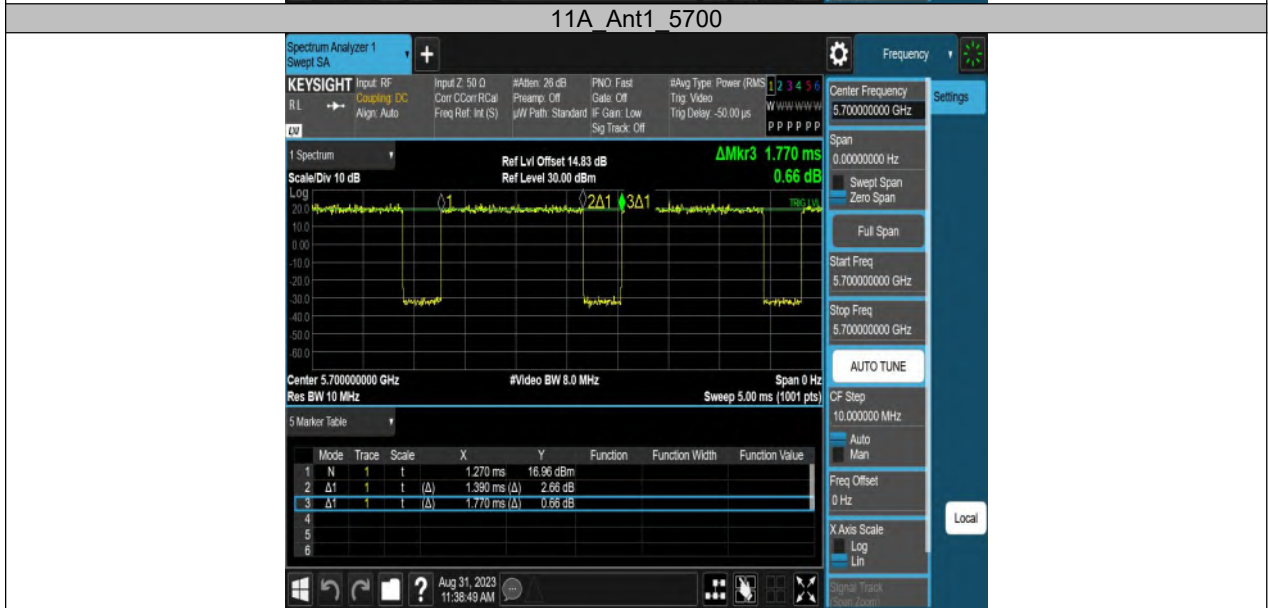
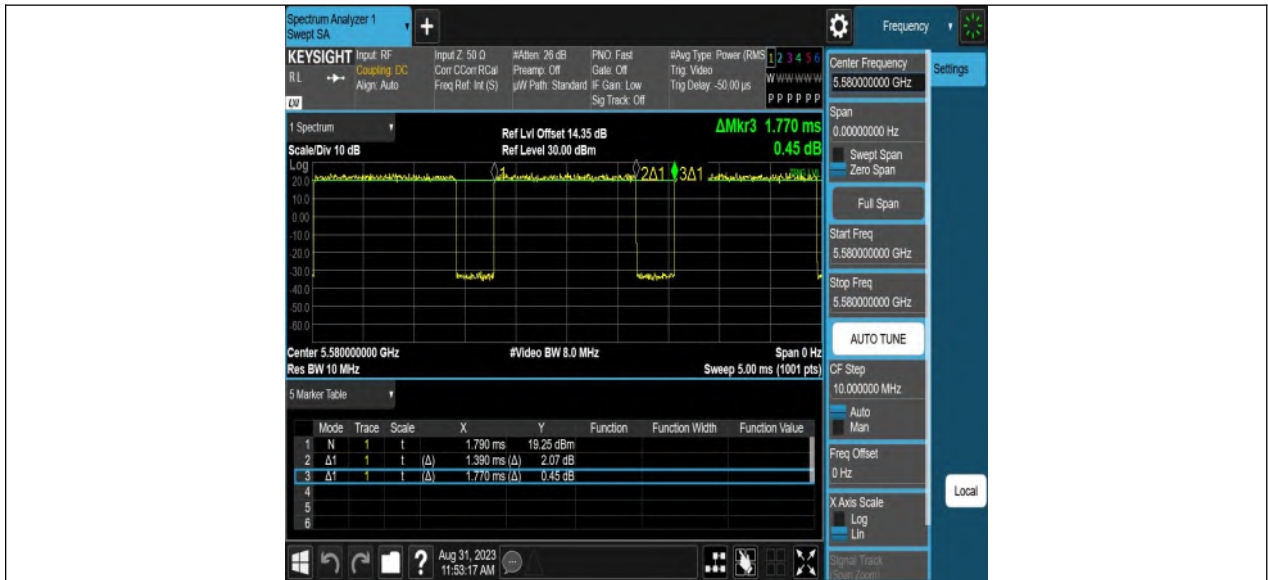


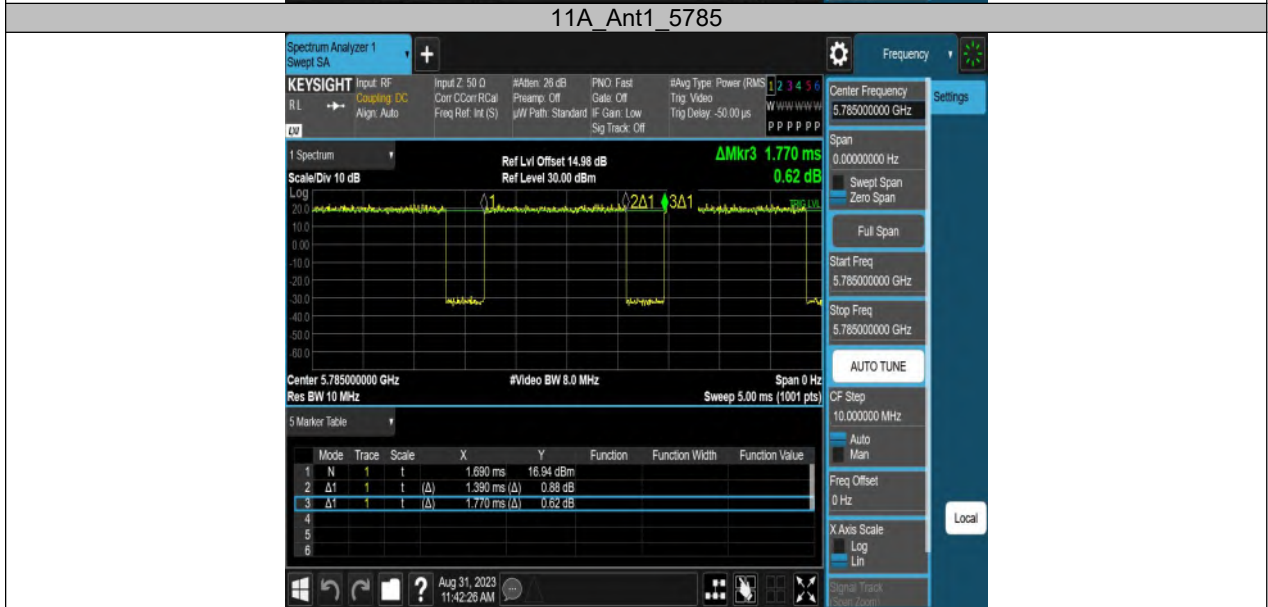
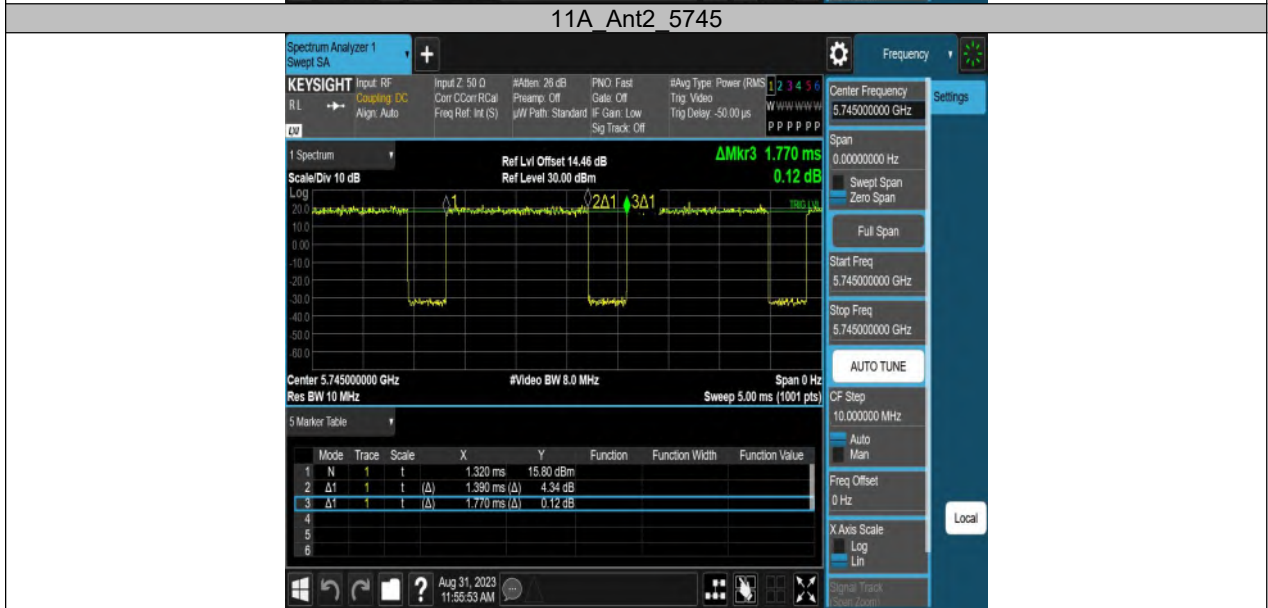














11A Ant1_5825



11A Ant2_5825



11N20MIMO Ant1_5180



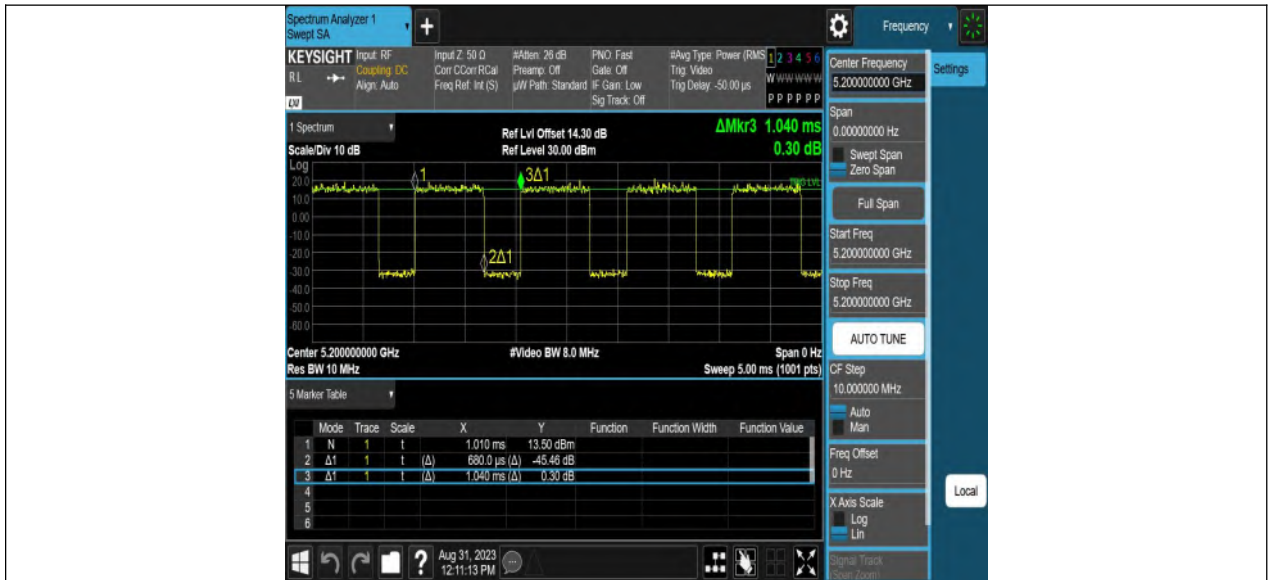
11N20MIMO Ant2 5180



11N20MIMO Ant1 5200



11N20MIMO Ant2 5200



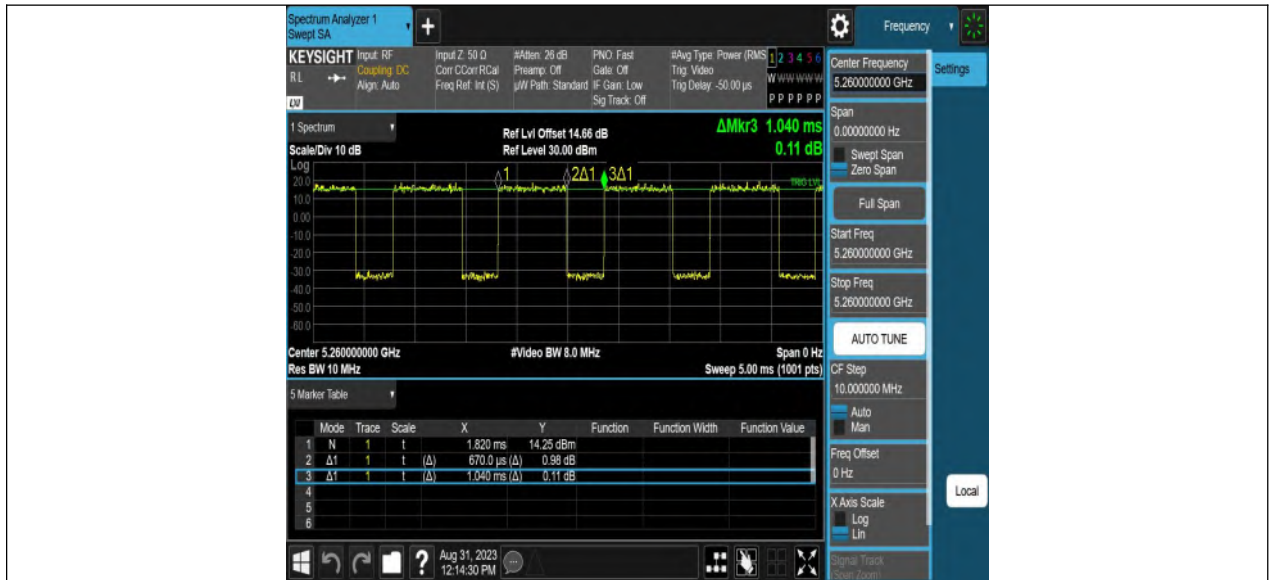
11N20MIMO Ant1 5240



11N20MIMO_Ant2_5240



11N20MIMO_Ant1_5260



11N20MIMO Ant2 5260



11N20MIMO_Ant1 5280



11N20MIMO_Ant2 5280



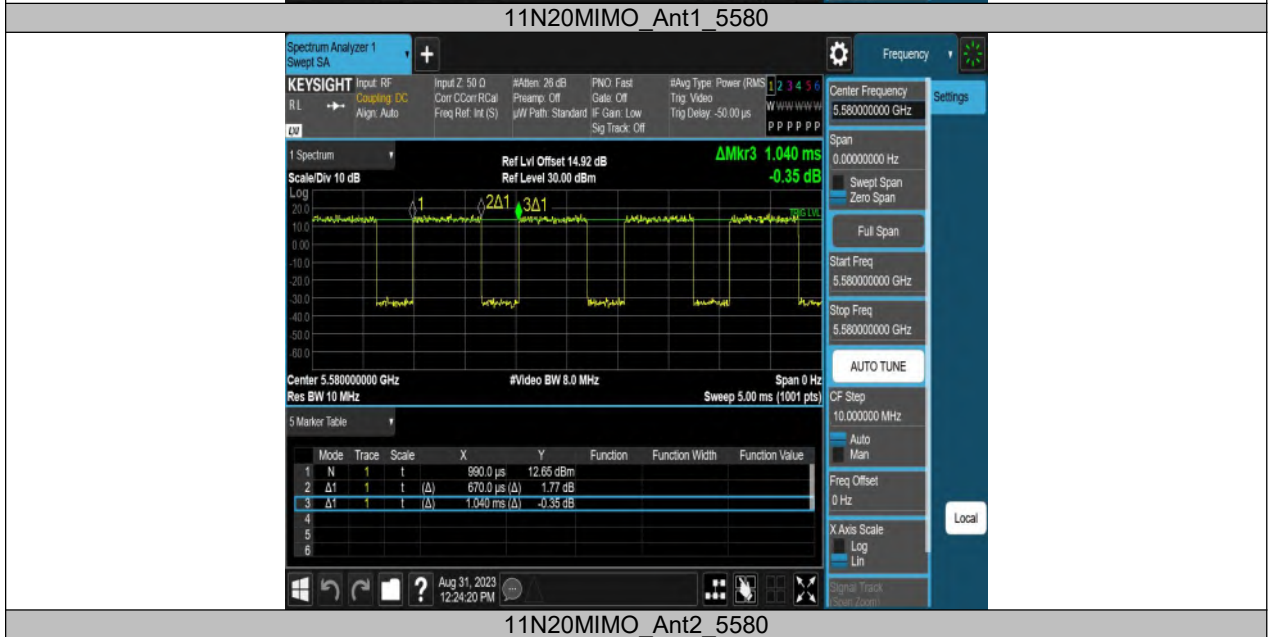
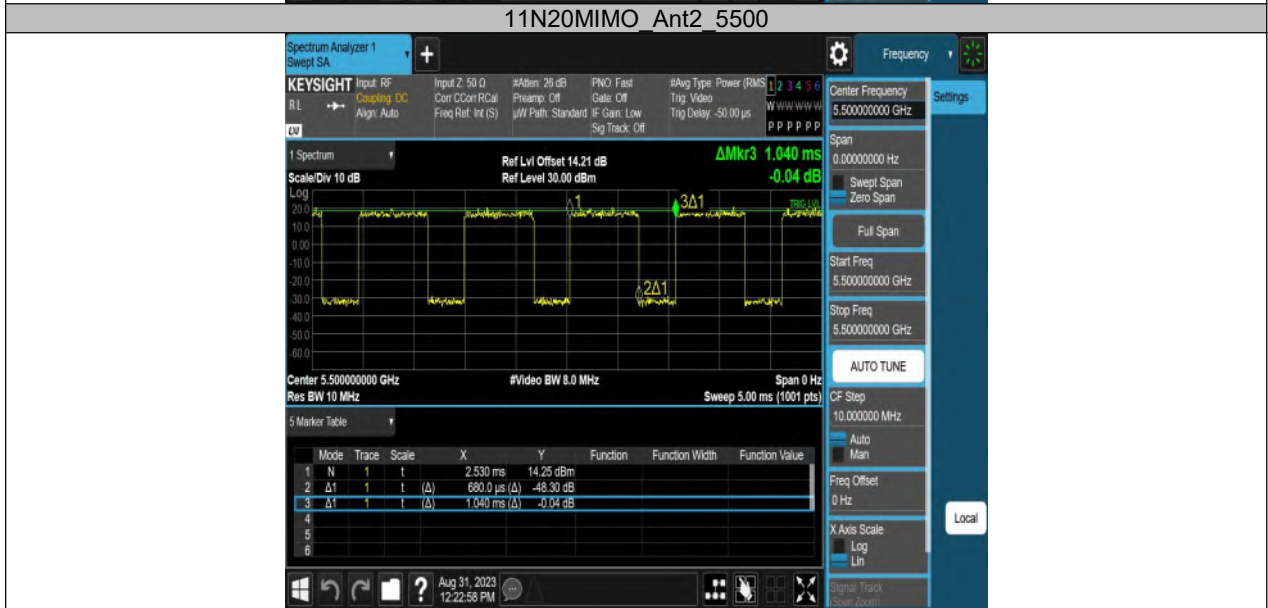
11N20MIMO Ant1 5320



11N20MIMO_Ant2 5320



11N20MIMO_Ant1 5500





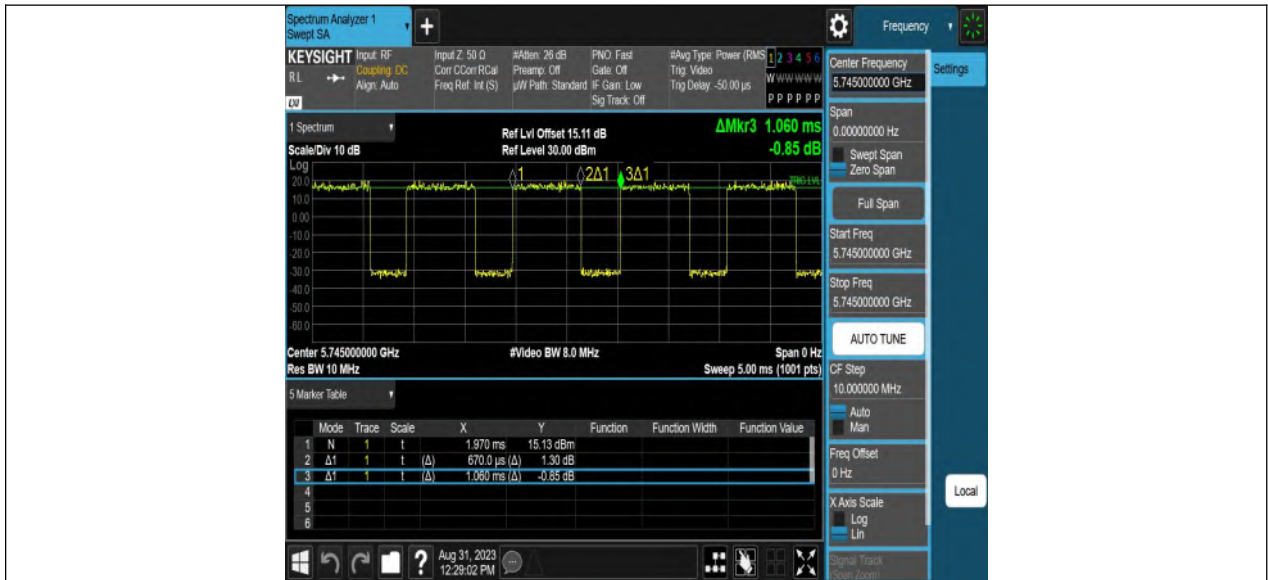
11N20MIMO Ant1 5700



11N20MIMO_Ant2 5700



11N20MIMO_Ant1 5745



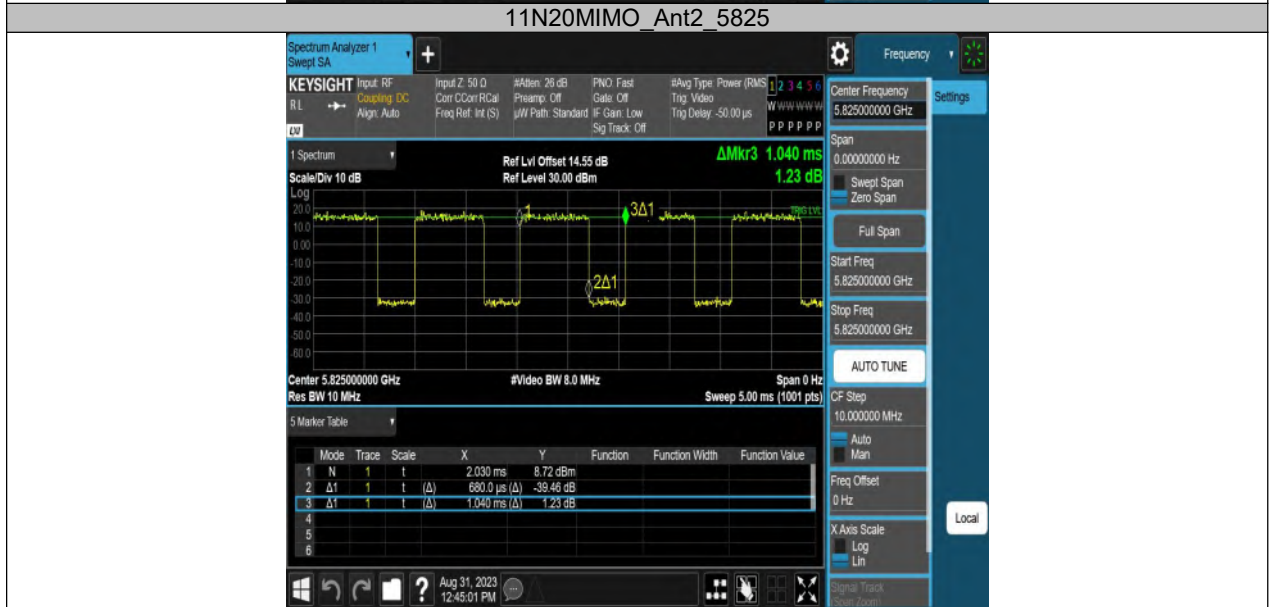
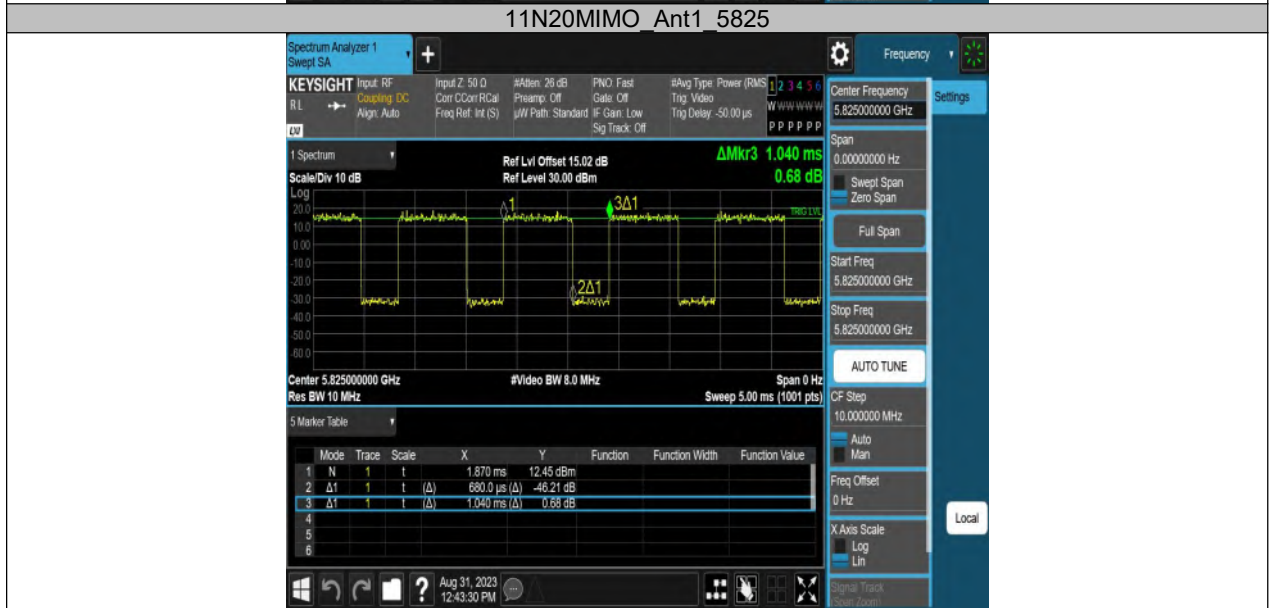
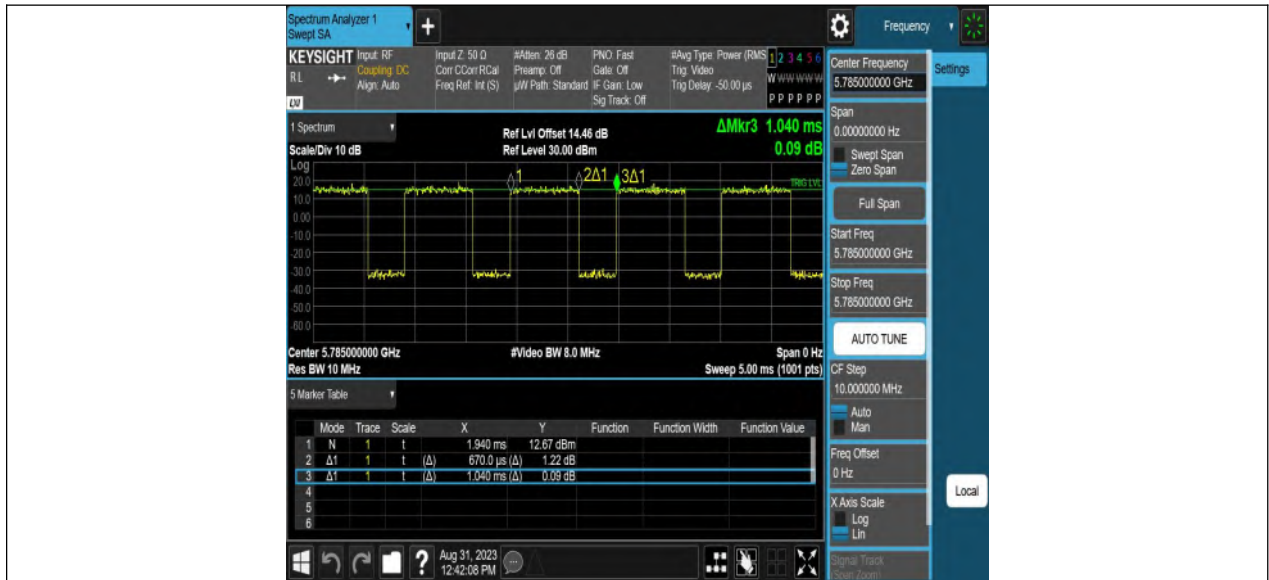
11N20MIMO Ant2 5745

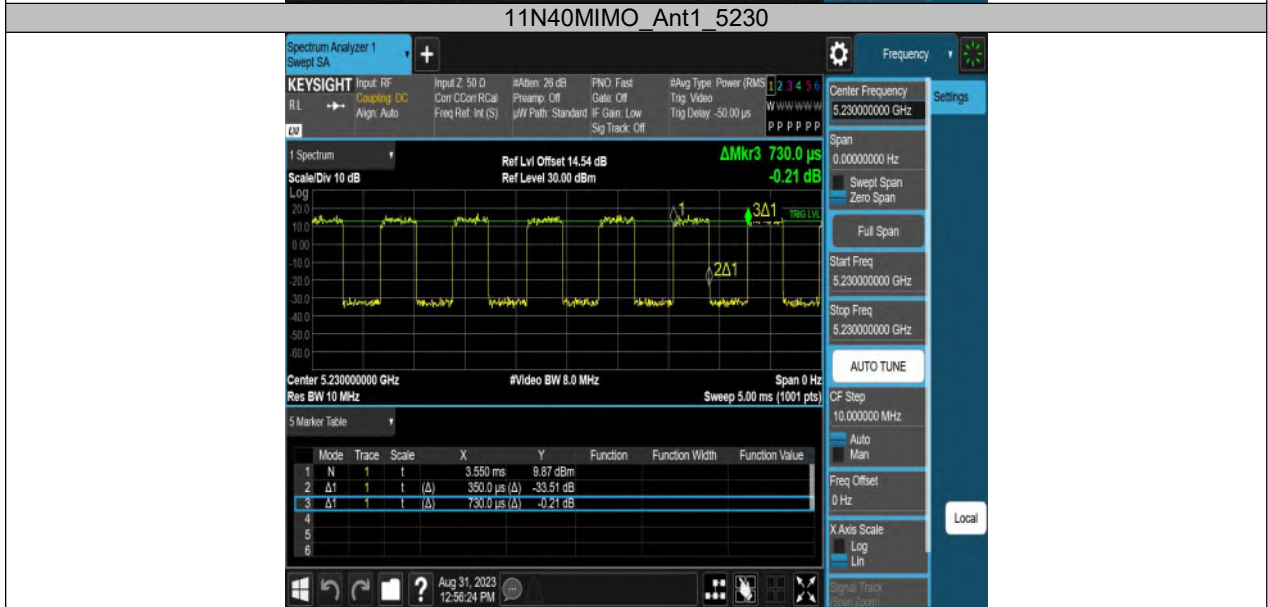
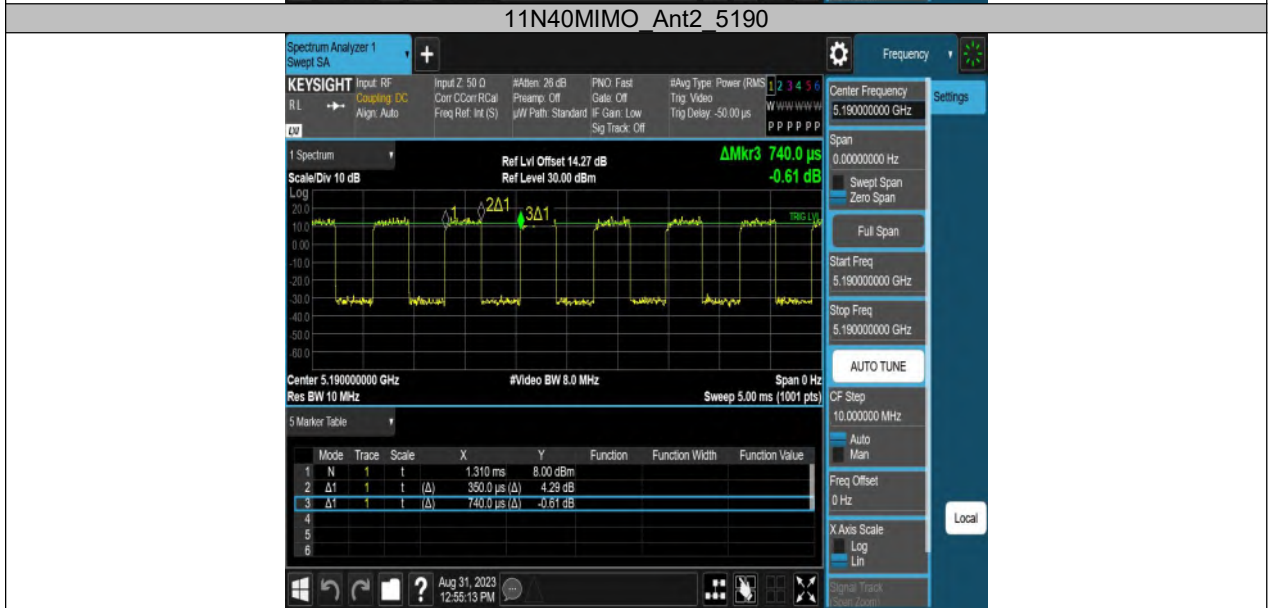


11N20MIMO_Ant1 5785



11N20MIMO_Ant2 5785







11N40MIMO Ant1 5270



11N40MIMO_Ant2 5270



11N40MIMO_Ant1 5310



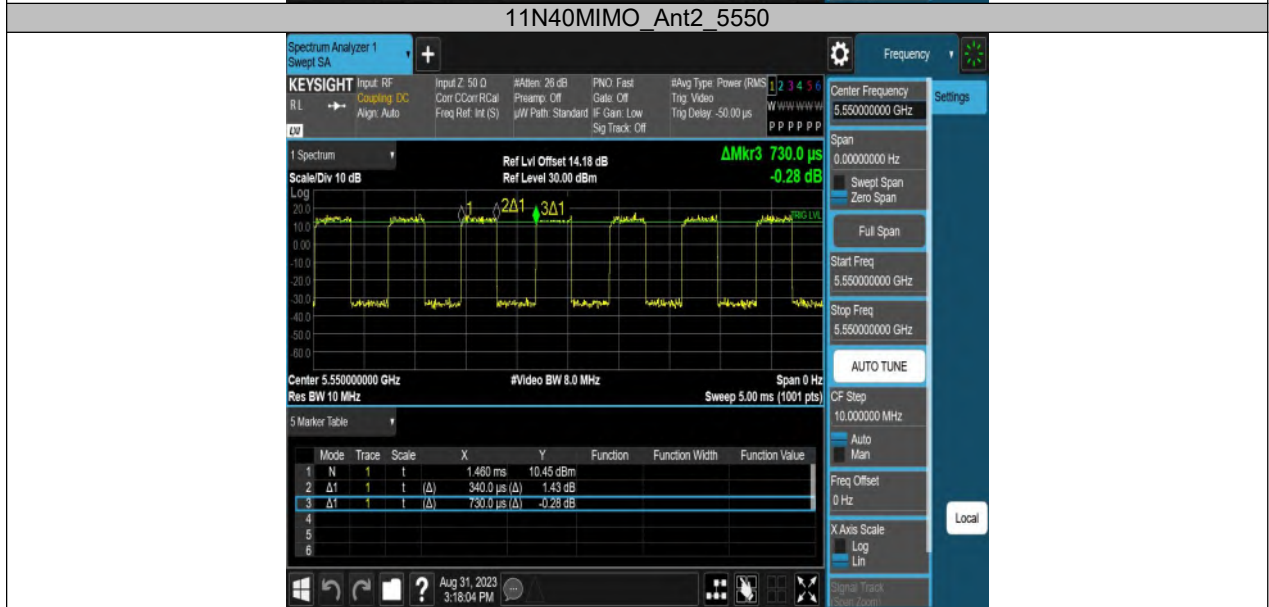
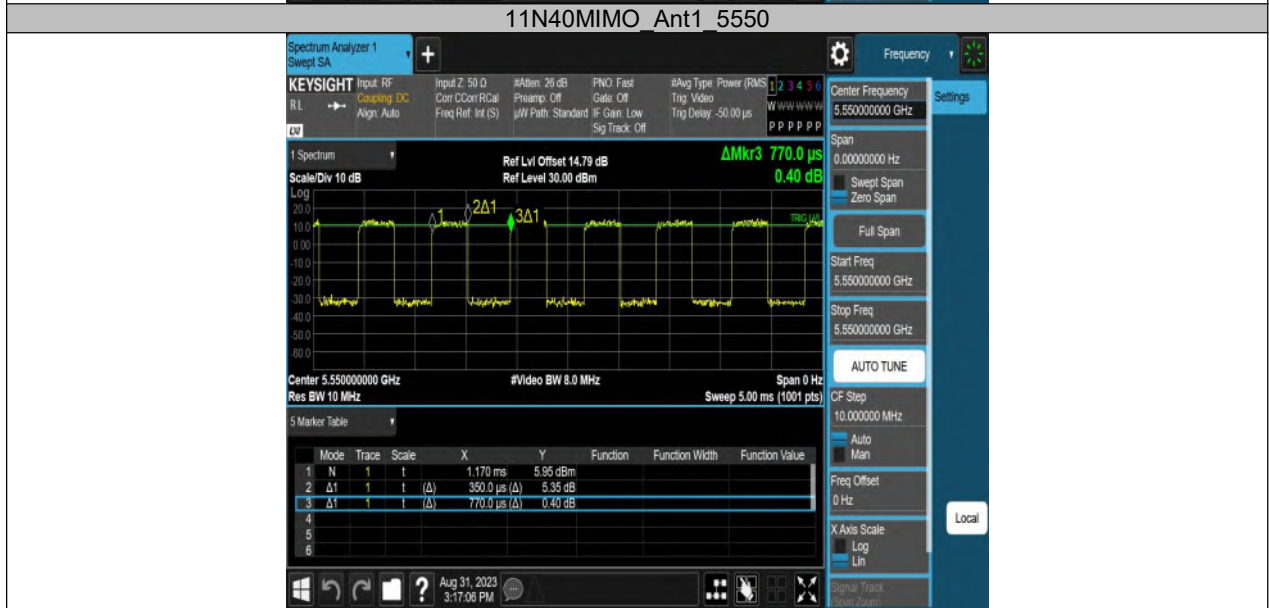
11N40MIMO Ant2 5310

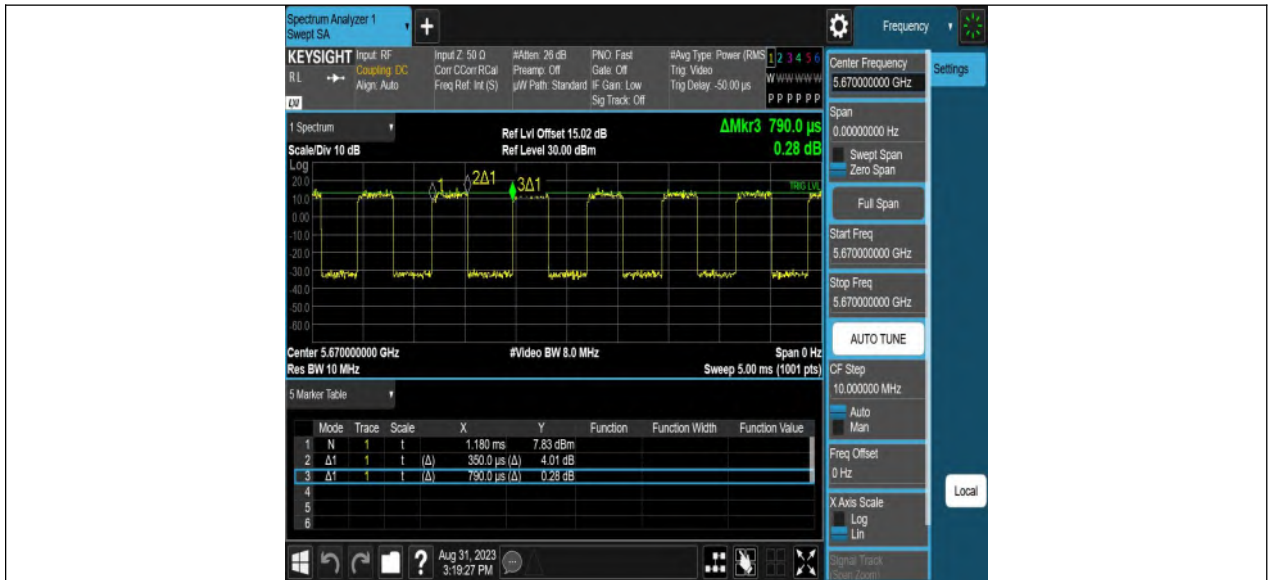


11N40MIMO Ant2 5310

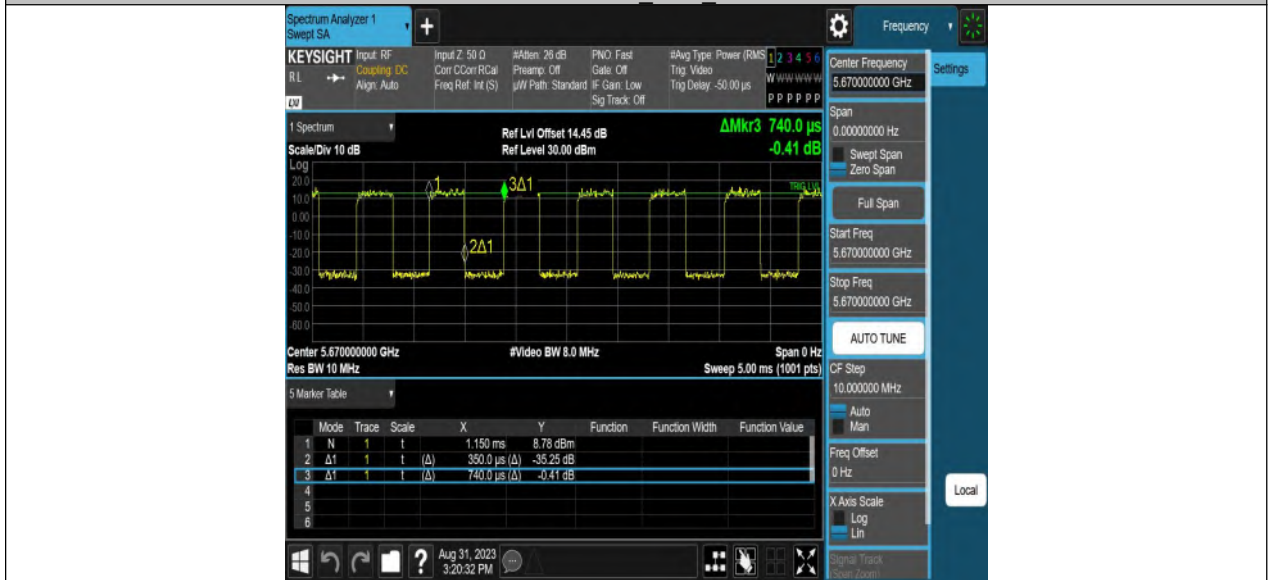


11N40MIMO Ant2 5510





11N40MIMO Ant2 5670



11N40MIMO_Ant1 5755



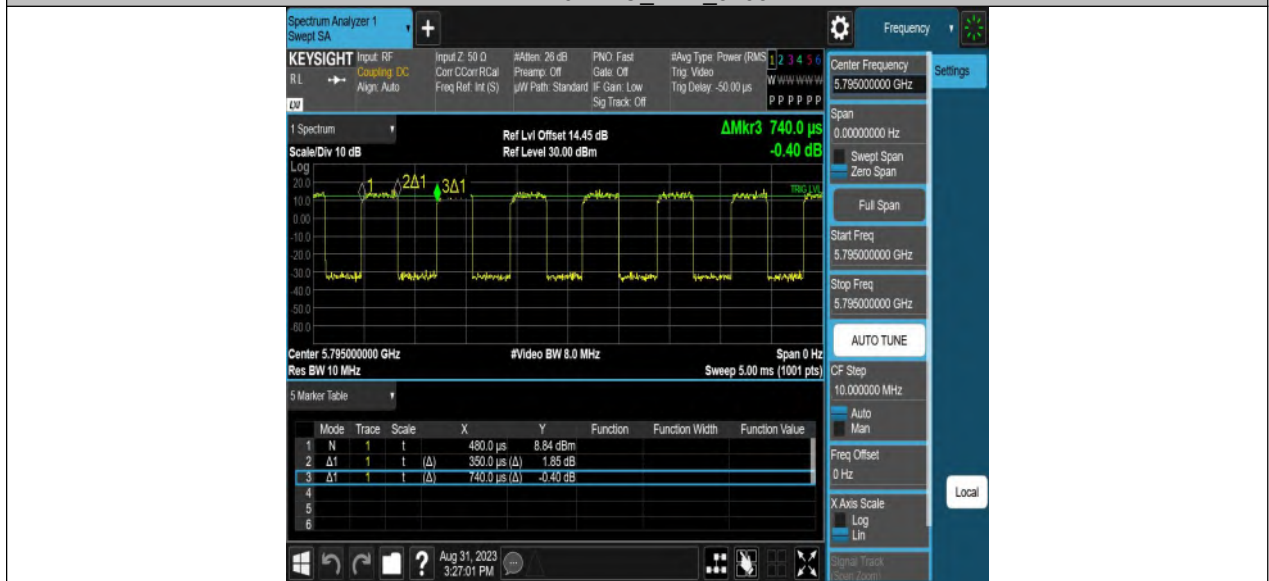
11N40MIMO_Ant2 5755



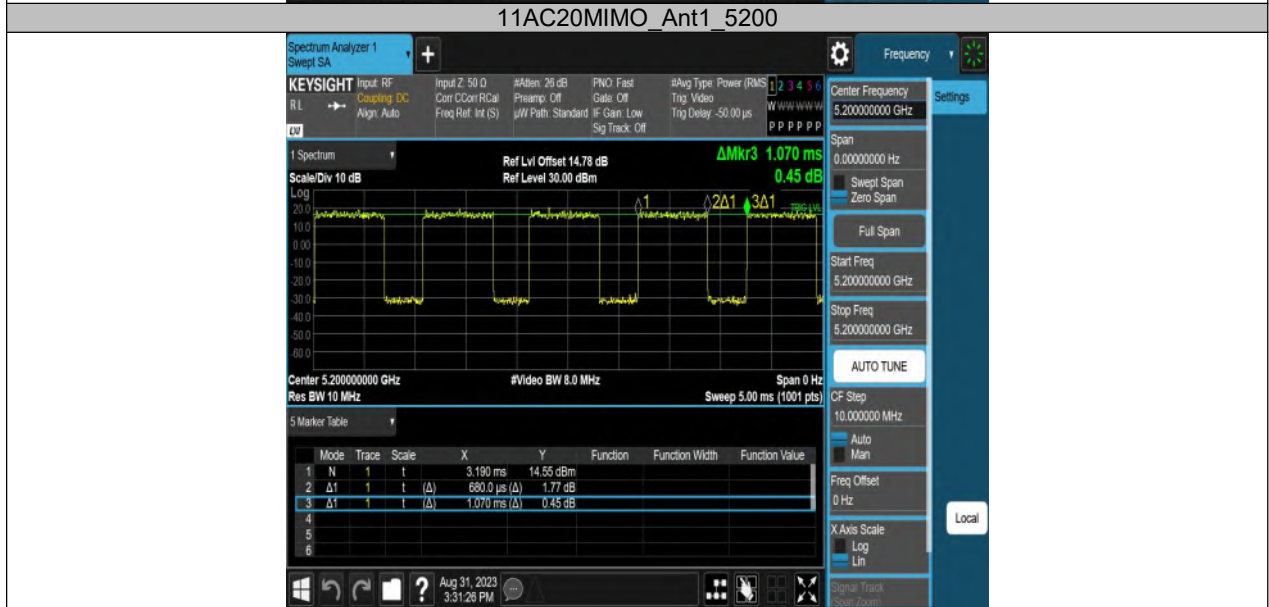
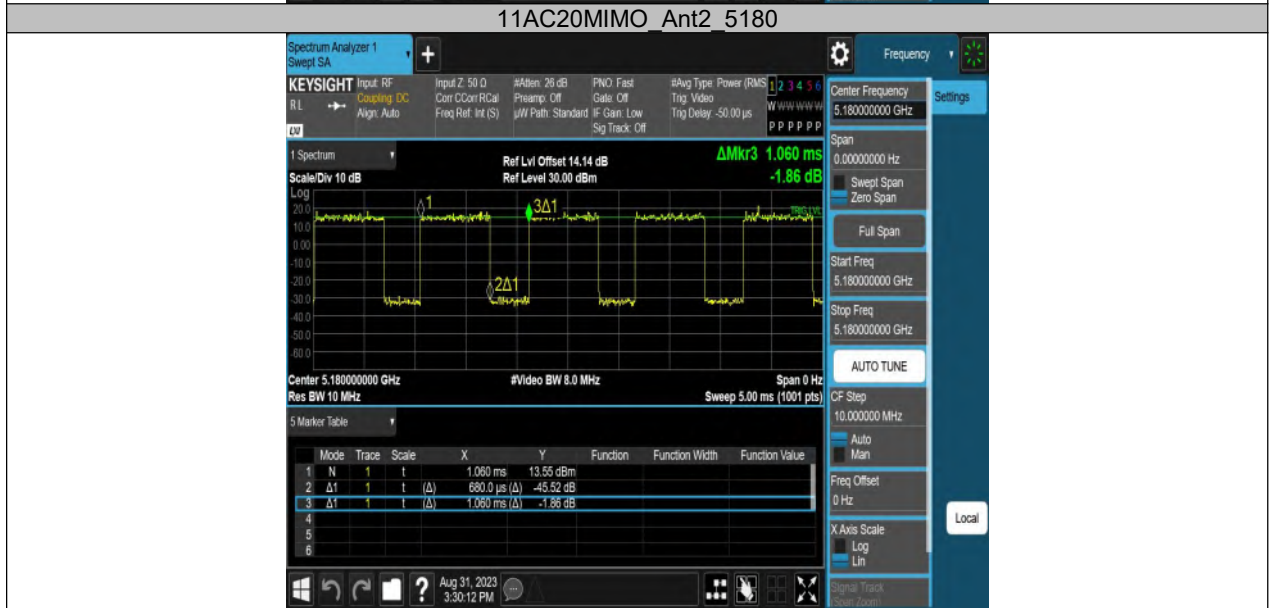
11N40MIMO Ant1 5795



11N40MIMO Ant2 5795



11AC20MIMO Ant1 5180







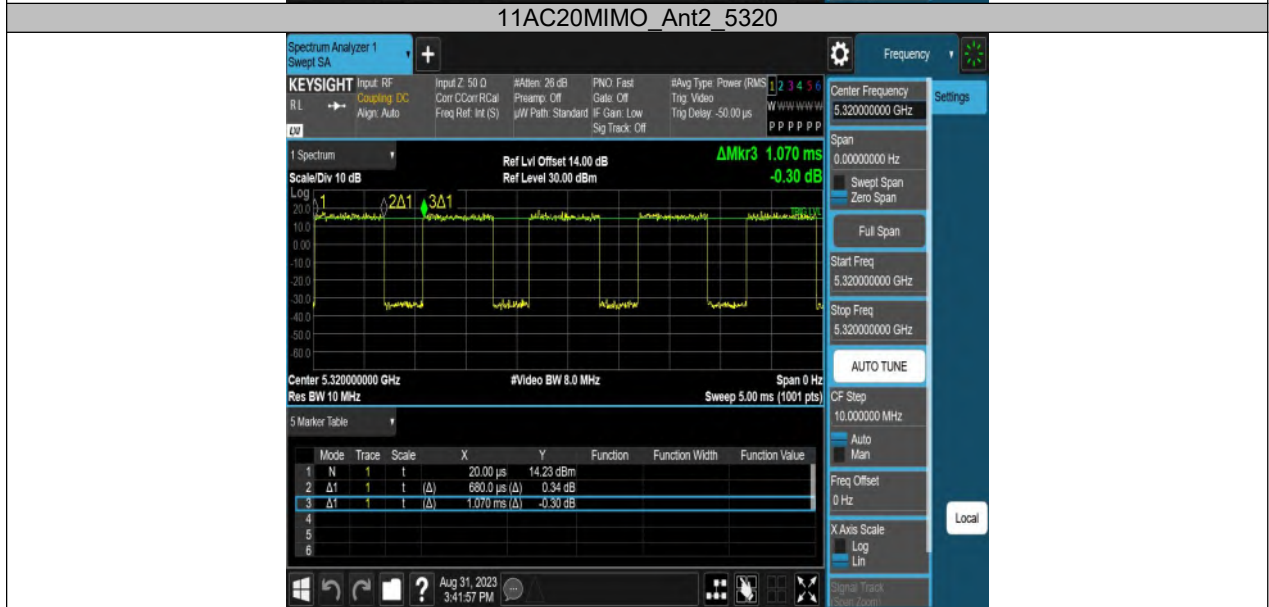
11AC20MIMO_Ant2_5260

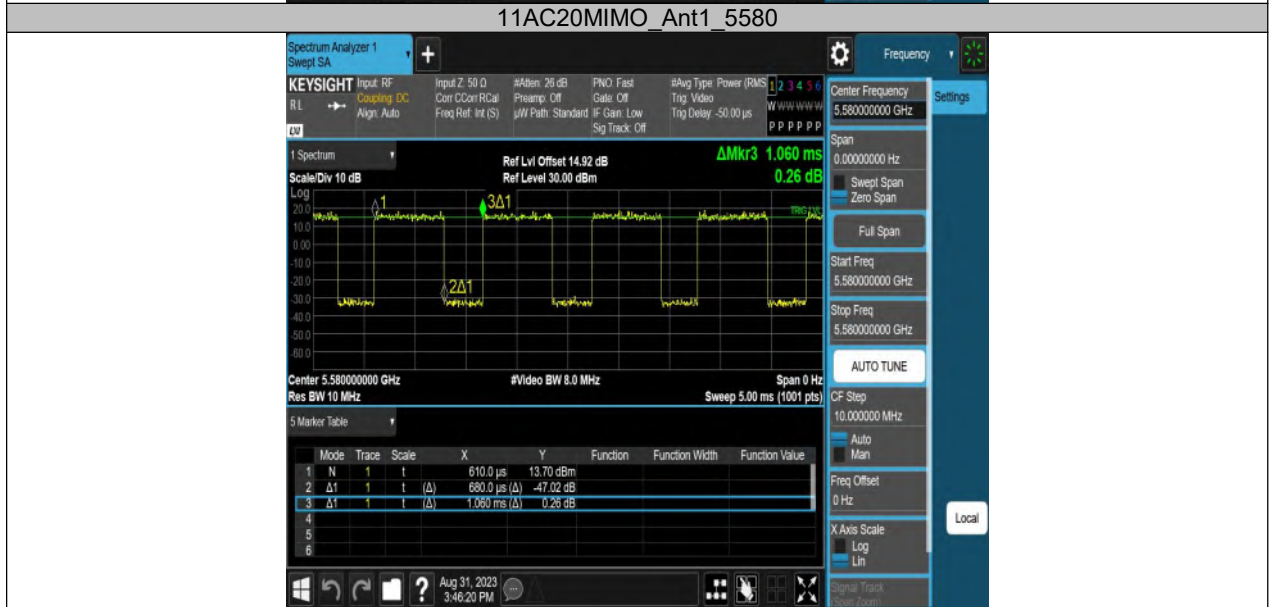
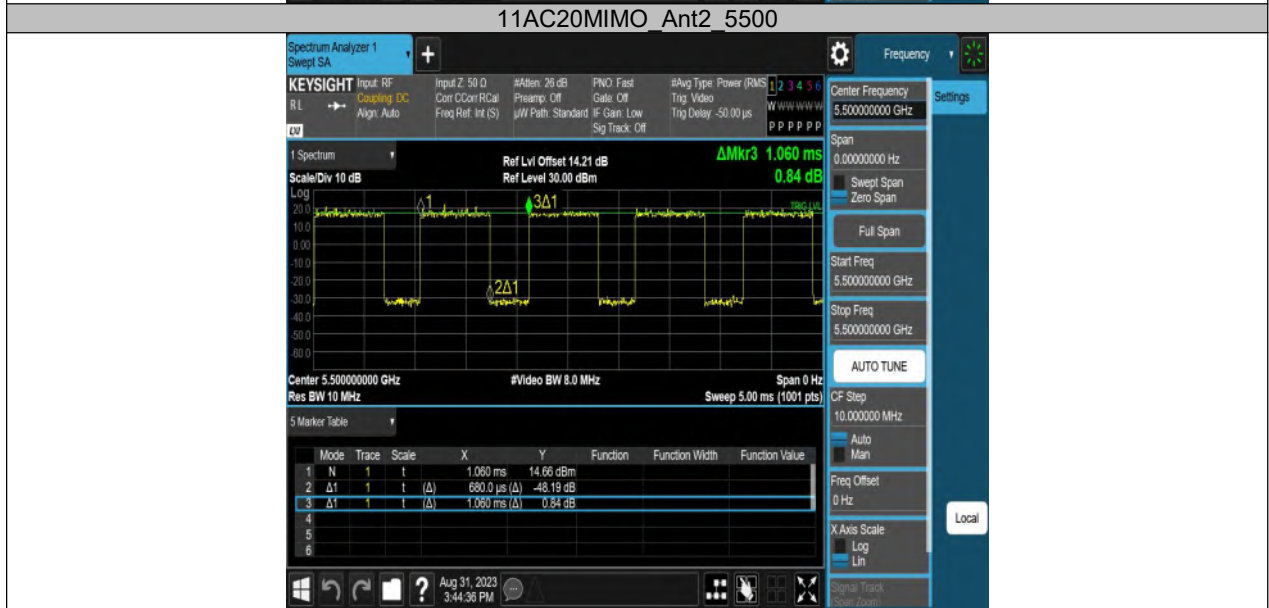


11AC20MIMO_Ant1_5280



11AC20MIMO_Ant2_5280







11AC20MIMO_Ant1_5700



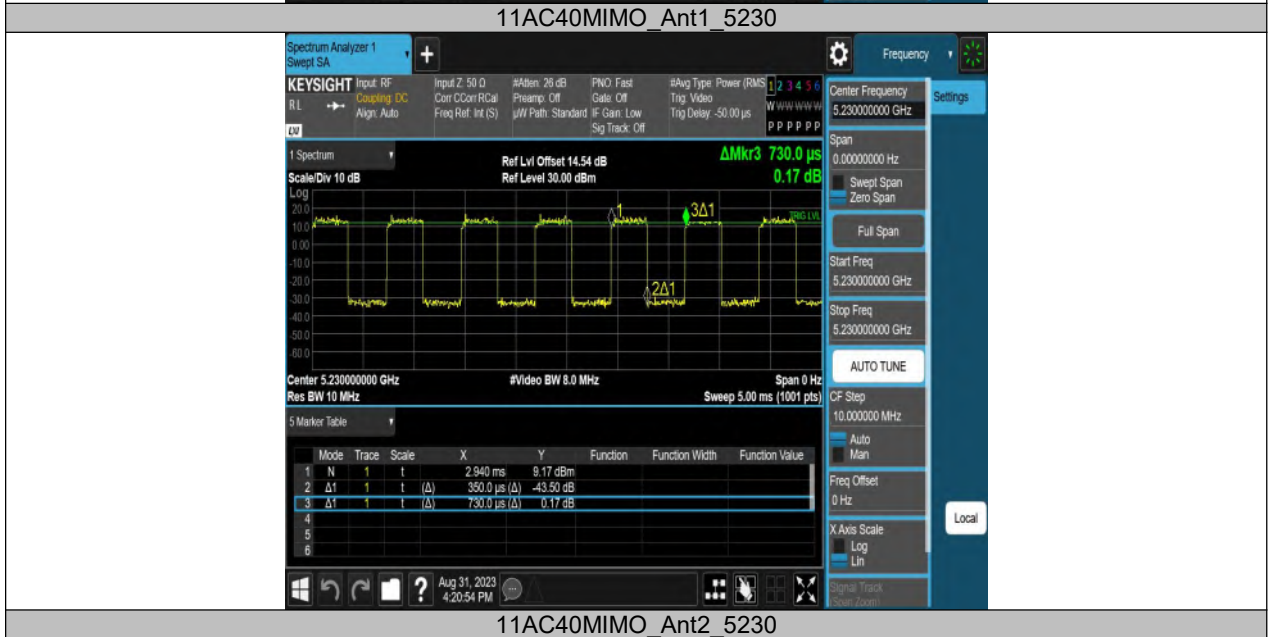
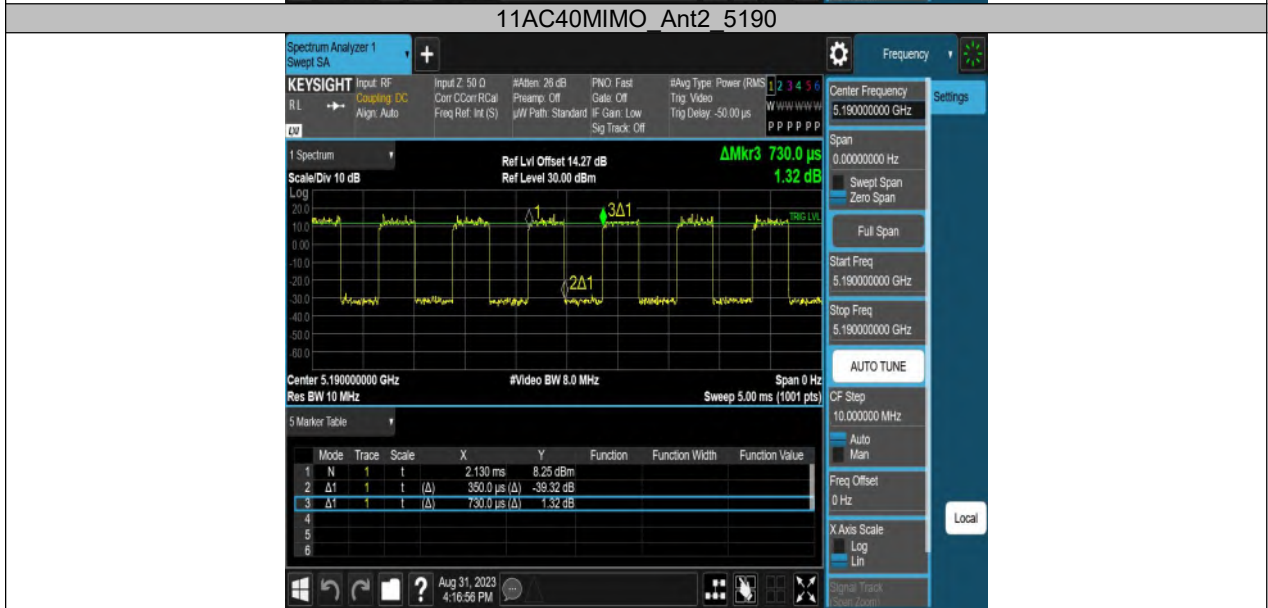
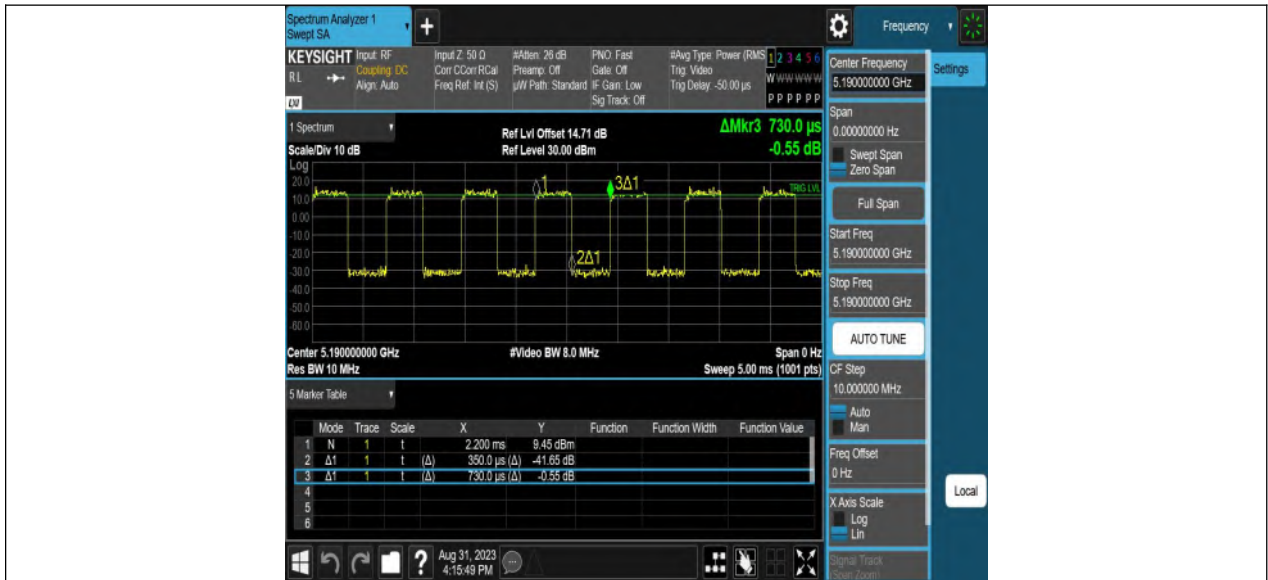
11AC20MIMO_Ant2_5700

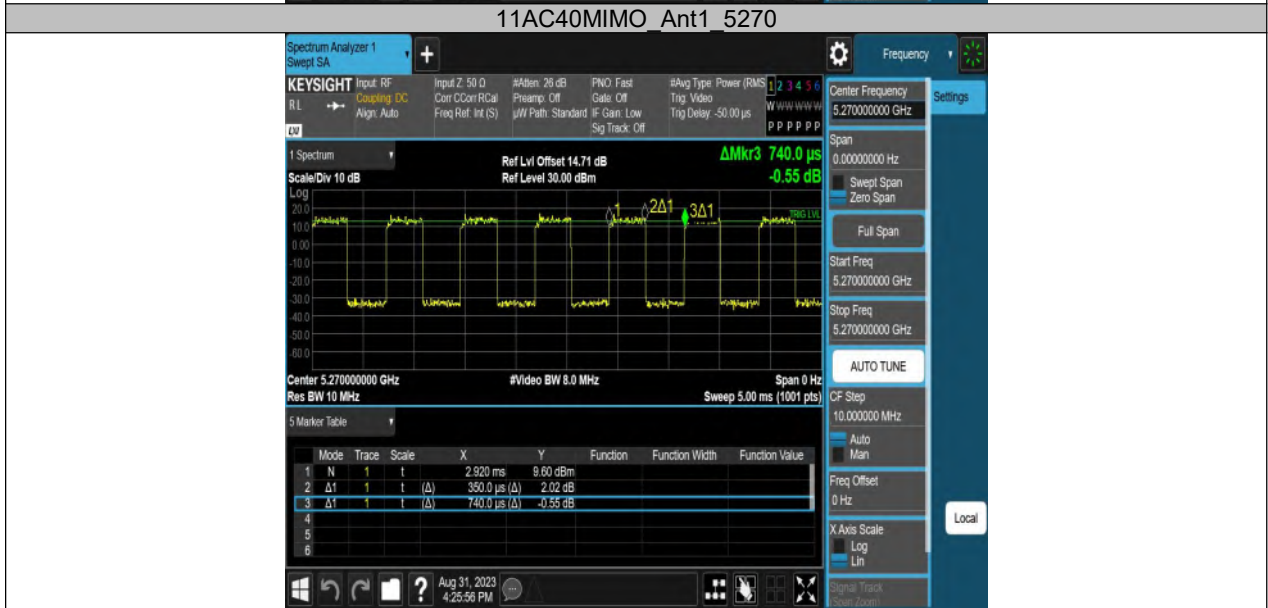


11AC20MIMO_Ant1_5745







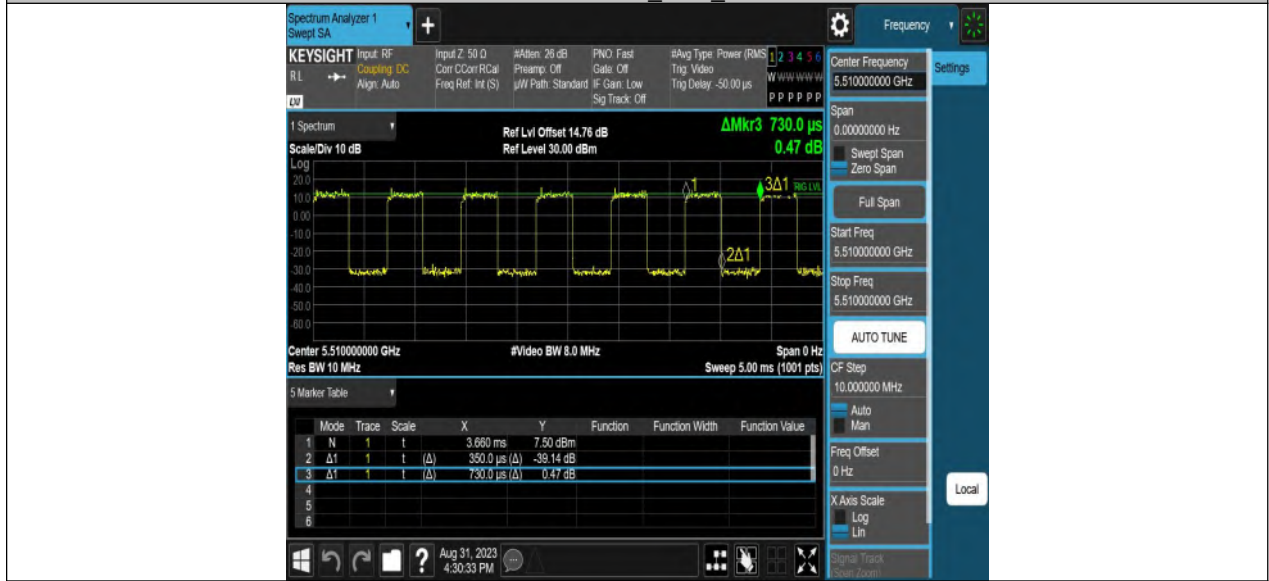




11AC40MIMO_Ant2_5310



11AC40MIMO_Ant1_5510



11AC40MIMO_Ant2_5510

