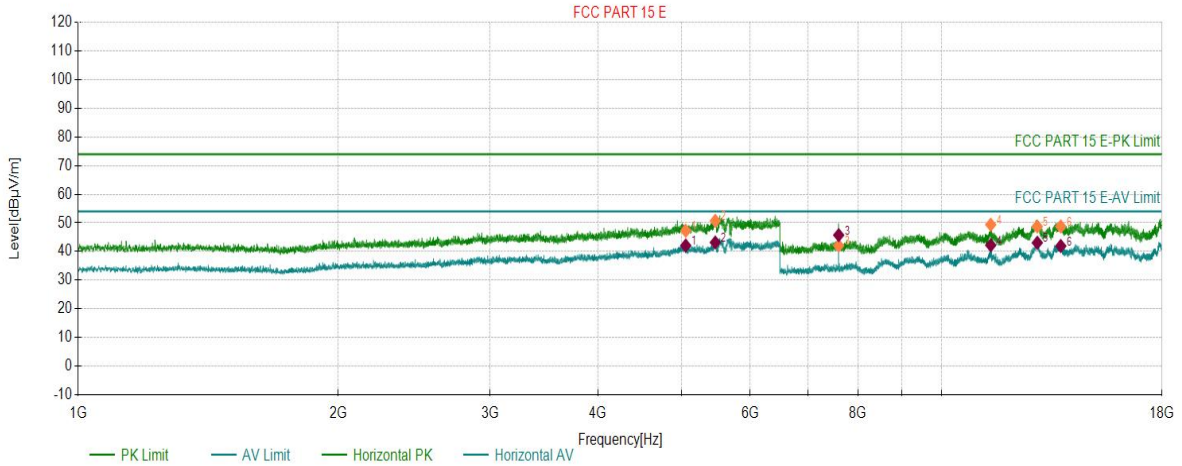


Test Report

Project Information			
EUT:	Wi-Fi Module Integrated Bluetooth	Environment:	22.1°C 48%
Model:	SKI.WB822CU.2	SN:	
Mode:	11N20_5700	Voltage:	DC 3.3V
Customer:		Engineer:	Winnie Meng
Remark:	power set: 55		

Start of Test: 2024-03-05 14:34:48

Test Graph



PK Final Data List								
NO.	Freq. (MHz)	Factor (dB)	PK Value (dBµV/m)	PK Limit (dBµV/m)	PK Margin (dB)	Height (cm)	Angle (°)	Polarity
1	5053.9054	17.15	47.27	74.00	26.73	150	230	Horizontal
2	5468.6469	19.56	50.74	74.00	23.26	150	359	Horizontal
3	7599.5100	-1.58	42.08	74.00	31.92	150	190	Horizontal
4	11399.4899	6.15	49.38	74.00	24.62	150	346	Horizontal
5	12906.1406	10.83	48.75	74.00	25.25	150	0	Horizontal
6	13739.9740	10.74	48.77	74.00	25.23	150	11	Horizontal

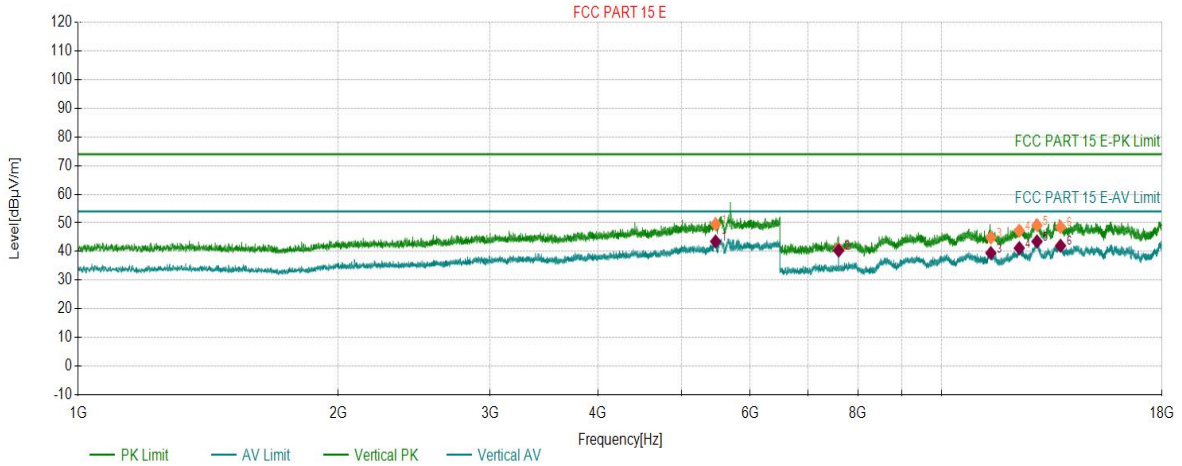
AV Final Data List								
NO.	Freq. (MHz)	Factor (dB)	AV Value (dBµV/m)	AV Limit (dBµV/m)	AV Margin (dB)	Height (cm)	Angle (°)	Polarity
1	5053.9054	17.15	42.10	54.00	11.90	150	230	Horizontal
2	5468.6469	19.56	43.18	54.00	10.82	150	359	Horizontal
3	7599.5100	-1.58	45.75	54.00	8.25	150	190	Horizontal
4	11399.4899	6.15	42.23	54.00	11.77	150	346	Horizontal
5	12906.1406	10.83	43.08	54.00	10.92	150	0	Horizontal
6	13739.9740	10.74	41.94	54.00	12.06	150	11	Horizontal

Test Report

Project Information			
EUT:	Wi-Fi Module Integrated Bluetooth	Environment:	22.1°C 48%
Model:	SKI.WB822CU.2	SN:	
Mode:	11N20_5700	Voltage:	DC 3.3V
Customer:		Engineer:	Winnie Meng
Remark:	power set: 55		

Start of Test: 2024-03-05 14:36:15

Test Graph



PK Final Data List

NO.	Freq. (MHz)	Factor (dB)	PK Value (dBµV/m)	PK Limit (dBµV/m)	PK Margin (dB)	Height (cm)	Angle (°)	Polarity
1	5473.0473	19.57	49.54	74.00	24.46	150	150	Vertical
2	7599.5100	-1.58	40.90	74.00	33.10	150	202	Vertical
3	11402.9403	6.15	44.89	74.00	29.11	150	354	Vertical
4	12300.0300	7.92	47.27	74.00	26.73	150	358	Vertical
5	12895.7896	10.84	49.19	74.00	24.81	150	251	Vertical
6	13731.9232	10.85	48.56	74.00	25.44	150	74	Vertical

AV Final Data List

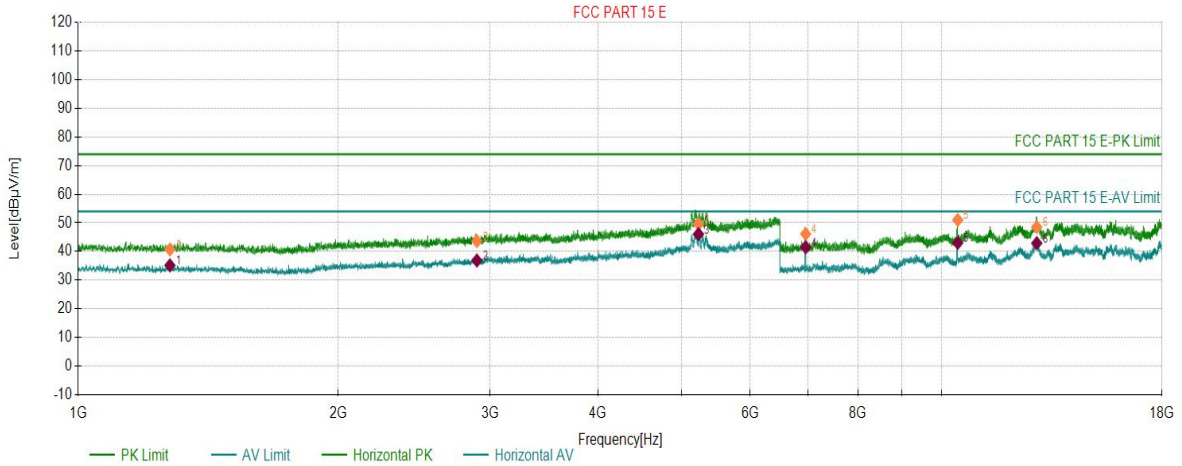
NO.	Freq. (MHz)	Factor (dB)	AV Value (dBµV/m)	AV Limit (dBµV/m)	AV Margin (dB)	Height (cm)	Angle (°)	Polarity
1	5473.0473	19.57	43.51	54.00	10.49	150	150	Vertical
2	7599.5100	-1.58	40.37	54.00	13.63	150	202	Vertical
3	11402.9403	6.15	39.49	54.00	14.51	150	354	Vertical
4	12300.0300	7.92	41.19	54.00	12.81	150	358	Vertical
5	12895.7896	10.84	43.52	54.00	10.48	150	251	Vertical
6	13731.9232	10.85	42.02	54.00	11.98	150	74	Vertical

Test Report

Project Information			
EUT:	Wi-Fi Module Integrated Bluetooth	Environment:	22.9°C 46%
Model:	SKI.WB822CU.2	SN:	
Mode:	11N20_5220	Voltage:	DC 3.3V
Customer:		Engineer:	Soho Liu
Remark:			

Start of Test: 2024-03-18 17:39:35

Test Graph



PK Final Data List

NO.	Freq. (MHz)	Factor (dB)	PK Value (dBµV/m)	PK Limit (dBµV/m)	PK Margin (dB)	Height (cm)	Angle (°)	Polarity
1	1277.2277	2.68	40.72	74.00	33.28	150	31	Horizontal
2	2896.0396	8.68	43.65	74.00	30.35	150	160	Horizontal
3	5228.8229	20.88	49.63	74.00	24.37	150	175	Horizontal
4	6958.8959	-2.08	46.14	74.00	27.86	150	339	Horizontal
5	10439.1439	4.49	51.02	74.00	22.98	150	51	Horizontal
6	12887.7388	10.72	48.55	74.00	25.45	150	339	Horizontal

AV Final Data List

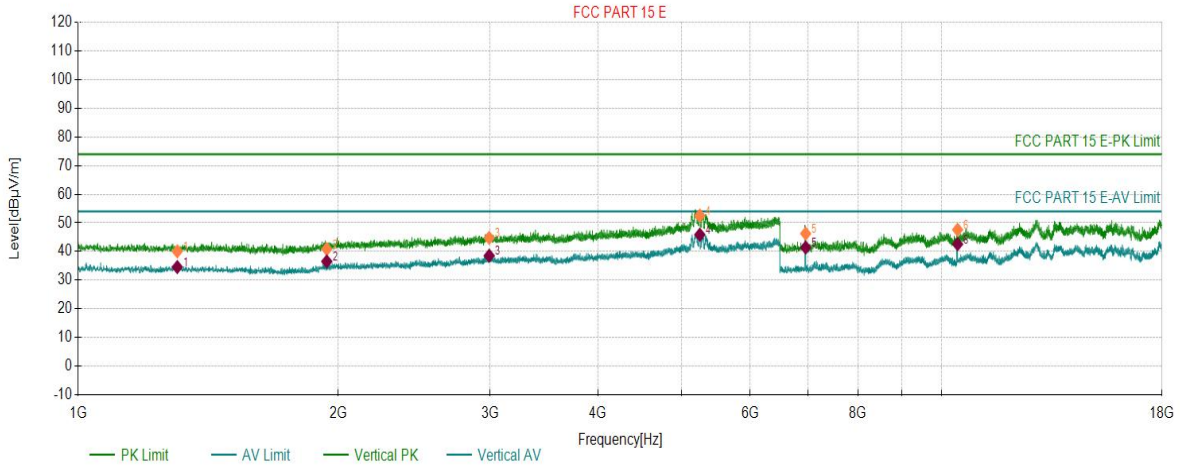
NO.	Freq. (MHz)	Factor (dB)	AV Value (dBµV/m)	AV Limit (dBµV/m)	AV Margin (dB)	Height (cm)	Angle (°)	Polarity
1	1277.2277	2.68	35.18	54.00	18.82	150	31	Horizontal
2	2896.0396	8.68	36.88	54.00	17.12	150	160	Horizontal
3	5228.8229	20.88	46.08	54.00	7.92	150	175	Horizontal
4	6958.8959	-2.08	41.51	54.00	12.49	150	339	Horizontal
5	10439.1439	4.49	43.03	54.00	10.97	150	51	Horizontal
6	12887.7388	10.72	42.92	54.00	11.08	150	339	Horizontal

Test Report

Project Information			
EUT:	Wi-Fi Module Integrated Bluetooth	Environment:	22.9°C 46%
Model:	SKI.WB822CU.2	SN:	
Mode:	11N20_5220	Voltage:	DC 3.3V
Customer:		Engineer:	Soho Liu
Remark:			

Start of Test: 2024-03-18 17:41:02

Test Graph



PK Final Data List								
NO.	Freq. (MHz)	Factor (dB)	PK Value (dBµV/m)	PK Limit (dBµV/m)	PK Margin (dB)	Height (cm)	Angle (°)	Polarity
1	1302.5303	2.75	40.08	74.00	33.92	150	249	Vertical
2	1940.5941	4.88	40.87	74.00	33.13	150	357	Vertical
3	2992.2992	9.11	44.79	74.00	29.21	150	338	Vertical
4	5247.5248	20.90	52.55	74.00	21.45	150	178	Vertical
5	6958.8959	-2.08	46.27	74.00	27.73	150	28	Vertical
6	10435.6936	4.46	47.63	74.00	26.37	150	62	Vertical

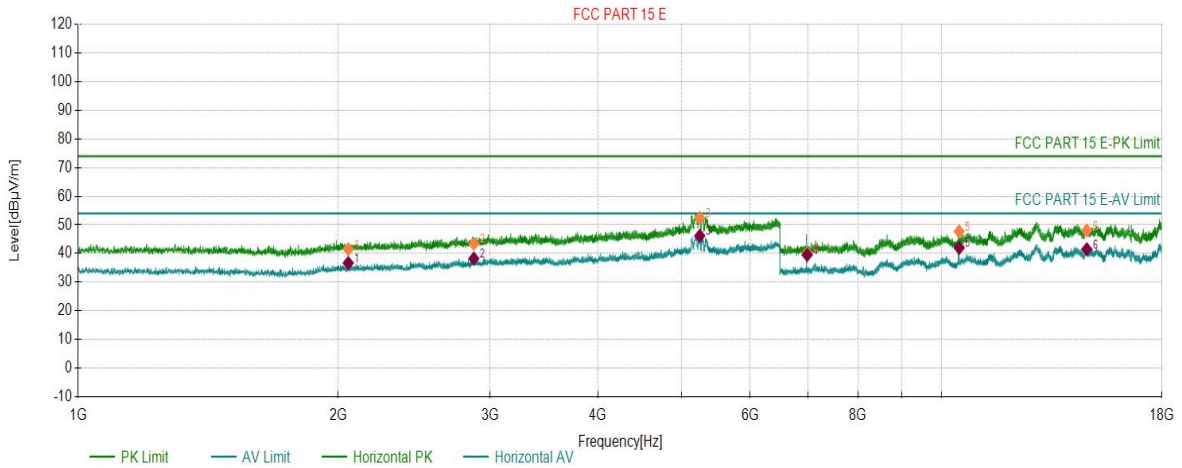
AV Final Data List								
NO.	Freq. (MHz)	Factor (dB)	AV Value (dBµV/m)	AV Limit (dBµV/m)	AV Margin (dB)	Height (cm)	Angle (°)	Polarity
1	1302.5303	2.75	34.58	54.00	19.42	150	249	Vertical
2	1940.5941	4.88	36.57	54.00	17.43	150	357	Vertical
3	2992.2992	9.11	38.55	54.00	15.45	150	338	Vertical
4	5247.5248	20.90	45.89	54.00	8.11	150	178	Vertical
5	6958.8959	-2.08	41.41	54.00	12.59	150	28	Vertical
6	10435.6936	4.46	42.56	54.00	11.44	150	62	Vertical

Test Report

Project Information			
EUT:	Wi-Fi Module Integrated Bluetooth	Environment:	22.9°C 46%
Model:	SKI.WB822CU.2	SN:	
Mode:	11N20_5240	Voltage:	DC 3.3V
Customer:		Engineer:	Soho Liu
Remark:			

Start of Test: 2024-03-18 17:44:09

Test Graph



PK Final Data List								
NO.	Freq. (MHz)	Factor (dB)	PK Value (dBµV/m)	PK Limit (dBµV/m)	PK Margin (dB)	Height (cm)	Angle (°)	Polarity
1	2055.0055	5.58	41.51	74.00	32.49	150	299	Horizontal
2	2872.3872	8.60	43.43	74.00	30.57	150	195	Horizontal
3	5246.9747	20.90	52.44	74.00	21.56	150	91	Horizontal
4	6986.4987	-2.14	40.09	74.00	33.91	150	340	Horizontal
5	10479.3979	4.92	47.71	74.00	26.29	150	10	Horizontal
6	14726.7727	12.33	48.08	74.00	25.92	150	190	Horizontal

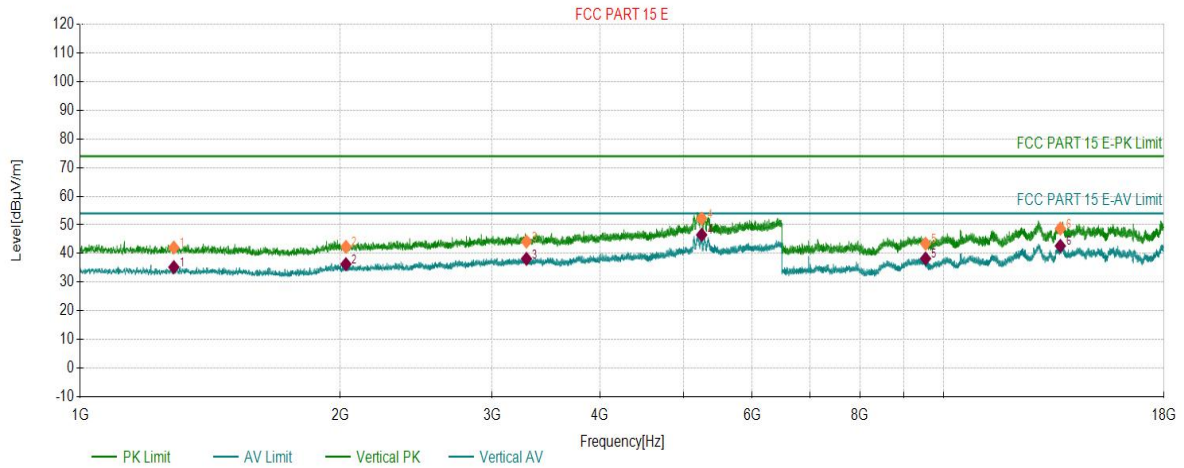
AV Final Data List								
NO.	Freq. (MHz)	Factor (dB)	AV Value (dBµV/m)	AV Limit (dBµV/m)	AV Margin (dB)	Height (cm)	Angle (°)	Polarity
1	2055.0055	5.58	36.70	54.00	17.30	150	299	Horizontal
2	2872.3872	8.60	38.24	54.00	15.76	150	195	Horizontal
3	5246.9747	20.90	46.20	54.00	7.80	150	91	Horizontal
4	6986.4987	-2.14	39.53	54.00	14.47	150	340	Horizontal
5	10479.3979	4.92	42.02	54.00	11.98	150	10	Horizontal
6	14726.7727	12.33	41.51	54.00	12.49	150	190	Horizontal

Test Report

Project Information			
EUT:	Wi-Fi Module Integrated Bluetooth	Environment:	22.9°C 46%
Model:	SKI.WB822CU.2	SN:	
Mode:	11N20_5240	Voltage:	DC 3.3V
Customer:		Engineer:	Soho Liu
Remark:			

Start of Test: 2024-03-18 17:45:36

Test Graph



PK Final Data List

NO.	Freq. (MHz)	Factor (dB)	PK Value (dBµV/m)	PK Limit (dBµV/m)	PK Margin (dB)	Height (cm)	Angle (°)	Polarity
1	1283.8284	2.70	42.11	74.00	31.89	150	238	Vertical
2	2031.3531	5.54	42.33	74.00	31.67	150	327	Vertical
3	3287.6788	9.93	44.18	74.00	29.82	150	223	Vertical
4	5245.8746	20.90	52.21	74.00	21.79	150	173	Vertical
5	9530.5531	4.08	43.44	74.00	30.56	150	248	Vertical
6	13651.4151	10.75	48.75	74.00	25.25	150	0	Vertical

AV Final Data List

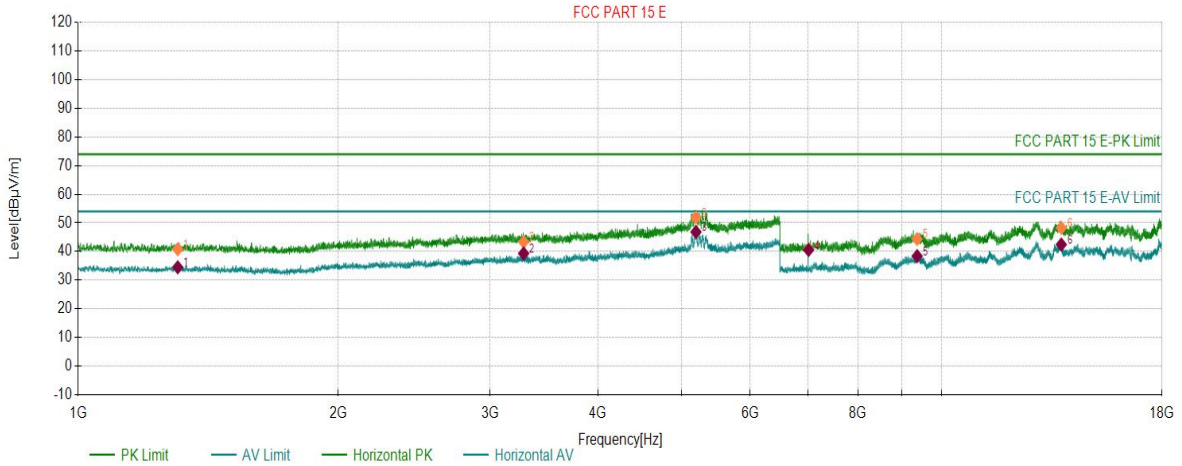
NO.	Freq. (MHz)	Factor (dB)	AV Value (dBµV/m)	AV Limit (dBµV/m)	AV Margin (dB)	Height (cm)	Angle (°)	Polarity
1	1283.8284	2.70	35.25	54.00	18.75	150	238	Vertical
2	2031.3531	5.54	36.30	54.00	17.70	150	327	Vertical
3	3287.6788	9.93	38.15	54.00	15.85	150	223	Vertical
4	5245.8746	20.90	46.53	54.00	7.47	150	173	Vertical
5	9530.5531	4.08	38.26	54.00	15.74	150	248	Vertical
6	13651.4151	10.75	42.67	54.00	11.33	150	0	Vertical

Test Report

Project Information			
EUT:	Wi-Fi Module Integrated Bluetooth	Environment:	22.9°C 46%
Model:	SKI.WB822CU.2	SN:	
Mode:	11N20_5260	Voltage:	DC 3.3V
Customer:		Engineer:	Soho Liu
Remark:			

Start of Test: 2024-03-18 17:50:59

Test Graph



PK Final Data List

NO.	Freq. (MHz)	Factor (dB)	PK Value (dBµV/m)	PK Limit (dBµV/m)	PK Margin (dB)	Height (cm)	Angle (°)	Polarity
1	1304.1804	2.76	40.82	74.00	33.18	150	140	Horizontal
2	3280.5281	9.91	43.40	74.00	30.60	150	303	Horizontal
3	5194.1694	20.86	51.92	74.00	22.08	150	360	Horizontal
4	7012.9513	-2.02	40.84	74.00	33.16	150	346	Horizontal
5	9368.3868	3.95	44.39	74.00	29.61	150	9	Horizontal
6	13760.6761	10.45	48.27	74.00	25.73	150	60	Horizontal

AV Final Data List

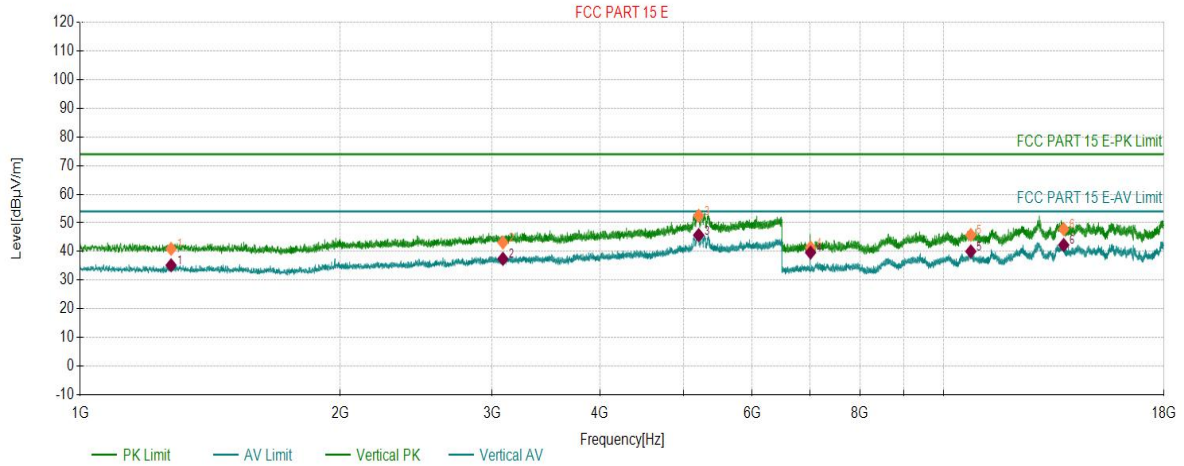
NO.	Freq. (MHz)	Factor (dB)	AV Value (dBµV/m)	AV Limit (dBµV/m)	AV Margin (dB)	Height (cm)	Angle (°)	Polarity
1	1304.1804	2.76	34.51	54.00	19.49	150	140	Horizontal
2	3280.5281	9.91	39.35	54.00	14.65	150	303	Horizontal
3	5194.1694	20.86	46.86	54.00	7.14	150	360	Horizontal
4	7012.9513	-2.02	40.57	54.00	13.43	150	346	Horizontal
5	9368.3868	3.95	38.40	54.00	15.60	150	9	Horizontal
6	13760.6761	10.45	42.46	54.00	11.54	150	60	Horizontal

Test Report

Project Information			
EUT:	Wi-Fi Module Integrated Bluetooth	Environment:	22.9°C 46%
Model:	SKI.WB822CU.2	SN:	
Mode:	11N20_5260	Voltage:	DC 3.3V
Customer:		Engineer:	Soho Liu
Remark:			

Start of Test: 2024-03-18 17:52:27

Test Graph



PK Final Data List								
NO.	Freq. (MHz)	Factor (dB)	PK Value (dBµV/m)	PK Limit (dBµV/m)	PK Margin (dB)	Height (cm)	Angle (°)	Polarity
1	1274.4774	2.67	40.93	74.00	33.07	150	323	Vertical
2	3087.4587	9.42	43.17	74.00	30.83	150	169	Vertical
3	5204.0704	20.86	52.51	74.00	21.49	150	265	Vertical
4	7012.9513	-2.02	41.40	74.00	32.60	150	39	Vertical
5	10753.1253	5.83	45.82	74.00	28.18	150	94	Vertical
6	13774.4774	10.27	47.85	74.00	26.15	150	78	Vertical

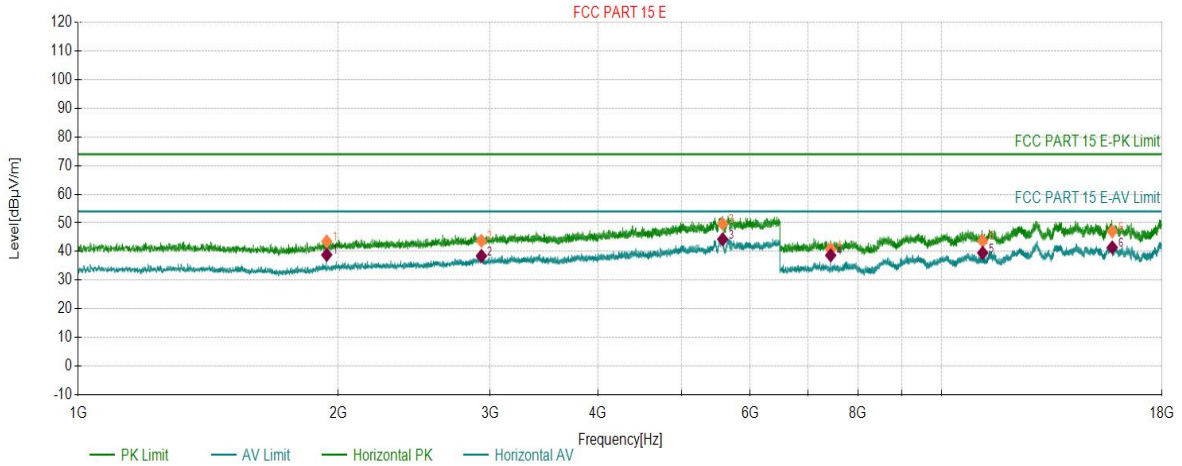
AV Final Data List								
NO.	Freq. (MHz)	Factor (dB)	AV Value (dBµV/m)	AV Limit (dBµV/m)	AV Margin (dB)	Height (cm)	Angle (°)	Polarity
1	1274.4774	2.67	35.23	54.00	18.77	150	323	Vertical
2	3087.4587	9.42	37.47	54.00	16.53	150	169	Vertical
3	5204.0704	20.86	45.74	54.00	8.26	150	265	Vertical
4	7012.9513	-2.02	39.66	54.00	14.34	150	39	Vertical
5	10753.1253	5.83	40.07	54.00	13.93	150	94	Vertical
6	13774.4774	10.27	42.31	54.00	11.69	150	78	Vertical

Test Report

Project Information			
EUT:	Wi-Fi Module Integrated Bluetooth	Environment:	22.9°C 46%
Model:	SKI.WB822CU.2	SN:	
Mode:	11N20_5580	Voltage:	DC 3.3V
Customer:		Engineer:	Soho Liu
Remark:			

Start of Test: 2024-03-18 19:03:37

Test Graph



PK Final Data List								
NO.	Freq. (MHz)	Factor (dB)	PK Value (dBµV/m)	PK Limit (dBµV/m)	PK Margin (dB)	Height (cm)	Angle (°)	Polarity
1	1940.5941	4.76	43.55	74.00	30.45	150	360	Horizontal
2	2931.2431	8.69	43.72	74.00	30.28	150	207	Horizontal
3	5577.5578	19.82	49.68	74.00	24.32	150	141	Horizontal
4	7439.6440	-1.11	40.89	74.00	33.11	150	331	Horizontal
5	11157.9658	5.21	43.74	74.00	30.26	150	67	Horizontal
6	15763.0263	11.28	47.04	74.00	26.96	150	109	Horizontal

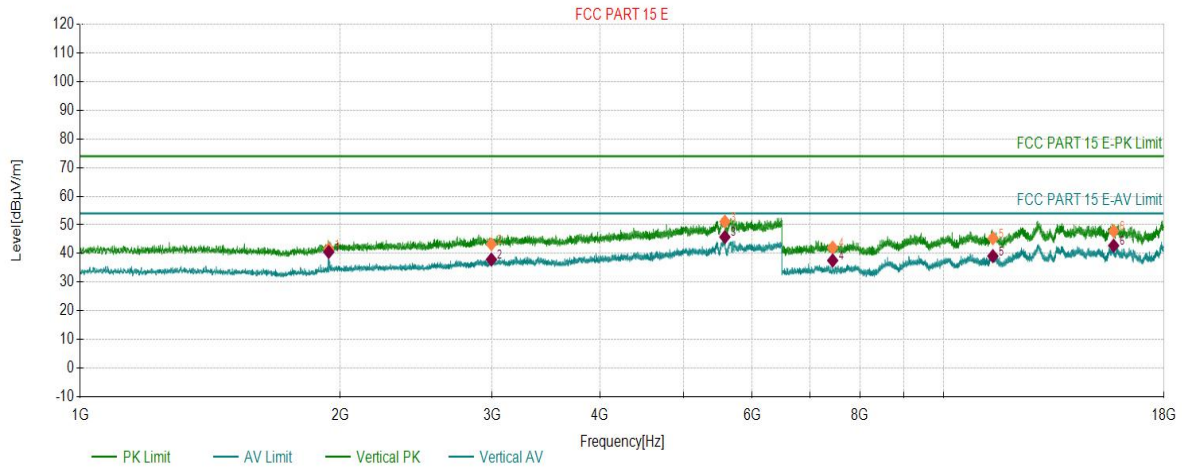
AV Final Data List								
NO.	Freq. (MHz)	Factor (dB)	AV Value (dBµV/m)	AV Limit (dBµV/m)	AV Margin (dB)	Height (cm)	Angle (°)	Polarity
1	1940.5941	4.76	38.87	54.00	15.13	150	360	Horizontal
2	2931.2431	8.69	38.46	54.00	15.54	150	207	Horizontal
3	5577.5578	19.82	44.27	54.00	9.73	150	141	Horizontal
4	7439.6440	-1.11	38.69	54.00	15.31	150	331	Horizontal
5	11157.9658	5.21	39.54	54.00	14.46	150	67	Horizontal
6	15763.0263	11.28	41.45	54.00	12.55	150	109	Horizontal

Test Report

Project Information			
EUT:	Wi-Fi Module Integrated Bluetooth	Environment:	22.9°C 46%
Model:	SKI.WB822CU.2	SN:	
Mode:	11N20_5580	Voltage:	DC 3.3V
Customer:		Engineer:	Soho Liu
Remark:			

Start of Test: 2024-03-18 19:05:05

Test Graph



PK Final Data List								
NO.	Freq. (MHz)	Factor (dB)	PK Value (dBµV/m)	PK Limit (dBµV/m)	PK Margin (dB)	Height (cm)	Angle (°)	Polarity
1	1940.5941	4.76	41.60	74.00	32.40	150	153	Vertical
2	2993.9494	8.81	43.30	74.00	30.70	150	357	Vertical
3	5580.8581	19.83	51.15	74.00	22.85	150	137	Vertical
4	7439.6440	-1.11	42.07	74.00	31.93	150	322	Vertical
5	11404.0904	6.15	45.33	74.00	28.67	150	142	Vertical
6	15737.7238	11.47	47.84	74.00	26.16	150	322	Vertical

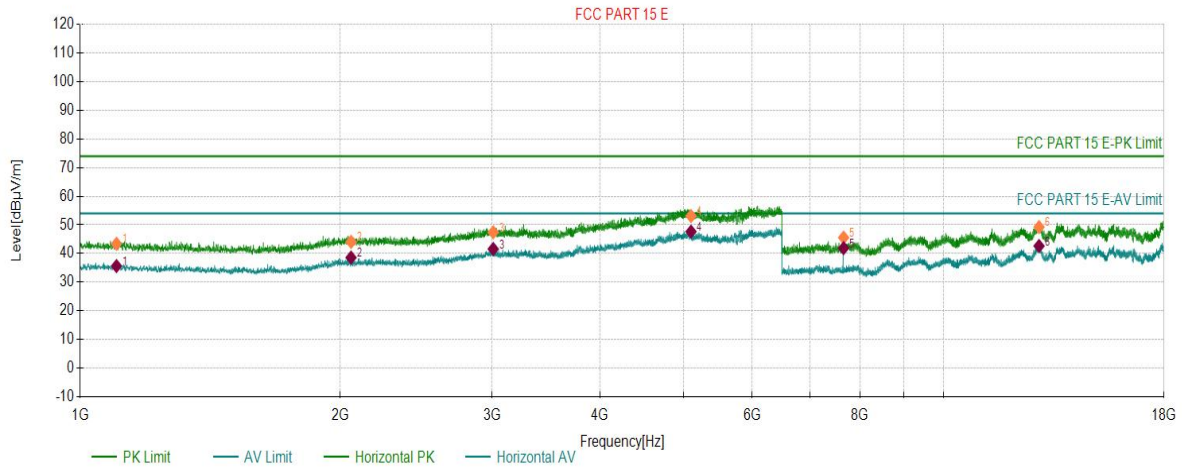
AV Final Data List								
NO.	Freq. (MHz)	Factor (dB)	AV Value (dBµV/m)	AV Limit (dBµV/m)	AV Margin (dB)	Height (cm)	Angle (°)	Polarity
1	1940.5941	4.76	40.55	54.00	13.45	150	153	Vertical
2	2993.9494	8.81	37.91	54.00	16.09	150	357	Vertical
3	5580.8581	19.83	45.78	54.00	8.22	150	137	Vertical
4	7439.6440	-1.11	37.58	54.00	16.42	150	322	Vertical
5	11404.0904	6.15	39.11	54.00	14.89	150	142	Vertical
6	15737.7238	11.47	42.77	54.00	11.23	150	322	Vertical

Test Report

Project Information			
EUT:	Wi-Fi Module Integrated Bluetooth	Environment:	22.9°C 46%
Model:	SKI.WB822CU.2	SN:	
Mode:	11N20_5745	Voltage:	DC 3.3V
Customer:		Engineer:	Soho Liu
Remark:			

Start of Test: 2024-03-18 19:09:39

Test Graph



PK Final Data List								
NO.	Freq. (MHz)	Factor (dB)	PK Value (dBµV/m)	PK Limit (dBµV/m)	PK Margin (dB)	Height (cm)	Angle (°)	Polarity
1	1101.7602	3.20	43.43	74.00	30.57	150	149	Horizontal
2	2059.4059	7.55	44.09	74.00	29.91	150	300	Horizontal
3	3008.8009	12.14	47.43	74.00	26.57	150	308	Horizontal
4	5098.4598	22.63	53.09	74.00	20.91	150	107	Horizontal
5	7659.3159	-0.92	45.57	74.00	28.43	150	330	Horizontal
6	12898.0898	10.88	49.25	74.00	24.75	150	96	Horizontal

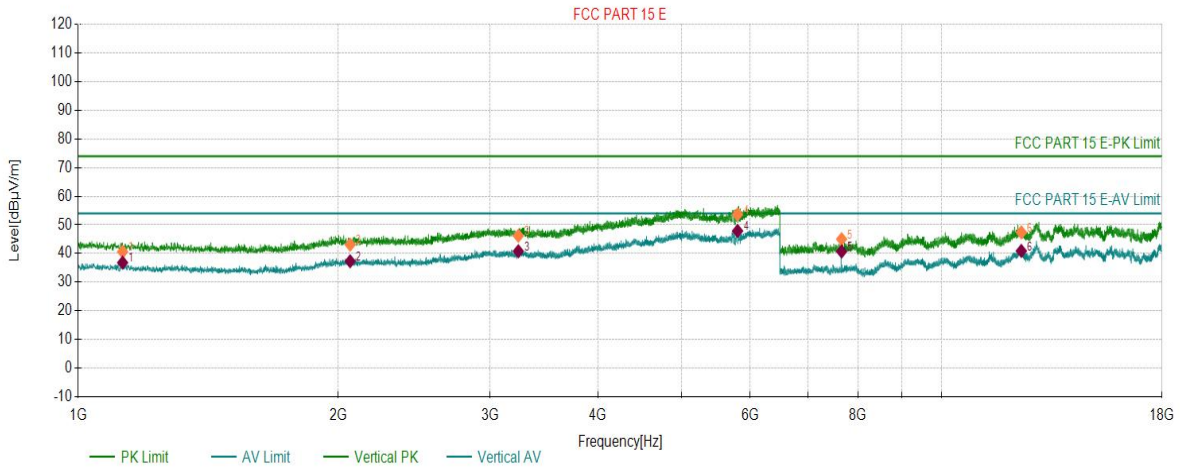
AV Final Data List								
NO.	Freq. (MHz)	Factor (dB)	AV Value (dBµV/m)	AV Limit (dBµV/m)	AV Margin (dB)	Height (cm)	Angle (°)	Polarity
1	1101.7602	3.20	35.65	54.00	18.35	150	149	Horizontal
2	2059.4059	7.55	38.60	54.00	15.40	150	300	Horizontal
3	3008.8009	12.14	41.60	54.00	12.40	150	308	Horizontal
4	5098.4598	22.63	47.65	54.00	6.35	150	107	Horizontal
5	7659.3159	-0.92	41.89	54.00	12.11	150	330	Horizontal
6	12898.0898	10.88	42.64	54.00	11.36	150	96	Horizontal

Test Report

Project Information			
EUT:	Wi-Fi Module Integrated Bluetooth	Environment:	22.9°C 46%
Model:	SKI.WB822CU.2	SN:	
Mode:	11N20_5745	Voltage:	DC 3.3V
Customer:		Engineer:	Soho Liu
Remark:			

Start of Test: 2024-03-18 19:11:05

Test Graph



PK Final Data List								
NO.	Freq. (MHz)	Factor (dB)	PK Value (dBµV/m)	PK Limit (dBµV/m)	PK Margin (dB)	Height (cm)	Angle (°)	Polarity
1	1125.9626	3.24	40.62	74.00	33.38	150	15	Vertical
2	2065.4565	7.57	43.10	74.00	30.90	150	128	Vertical
3	3234.3234	12.39	46.19	74.00	27.81	150	39	Vertical
4	5803.6304	23.77	53.67	74.00	20.33	150	254	Vertical
5	7659.3159	-0.92	45.03	74.00	28.97	150	39	Vertical
6	12369.0369	7.55	47.41	74.00	26.59	150	138	Vertical

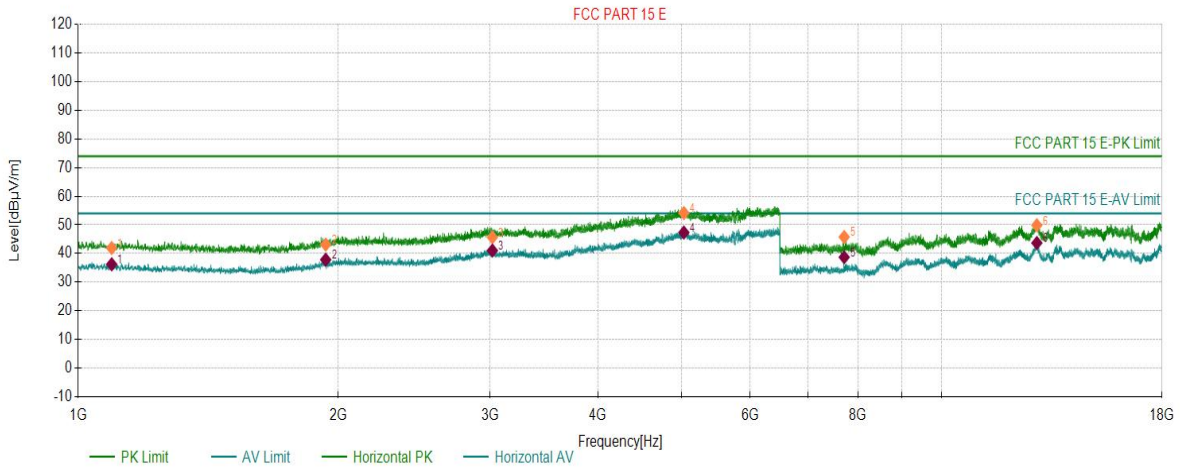
AV Final Data List								
NO.	Freq. (MHz)	Factor (dB)	AV Value (dBµV/m)	AV Limit (dBµV/m)	AV Margin (dB)	Height (cm)	Angle (°)	Polarity
1	1125.9626	3.24	36.84	54.00	17.16	150	15	Vertical
2	2065.4565	7.57	37.33	54.00	16.67	150	128	Vertical
3	3234.3234	12.39	40.82	54.00	13.18	150	39	Vertical
4	5803.6304	23.77	47.90	54.00	6.10	150	254	Vertical
5	7659.3159	-0.92	40.74	54.00	13.26	150	39	Vertical
6	12369.0369	7.55	40.92	54.00	13.08	150	138	Vertical

Test Report

Project Information			
EUT:	Wi-Fi Module Integrated Bluetooth	Environment:	22.9°C 46%
Model:	SKI.WB822CU.2	SN:	
Mode:	11N20_5785	Voltage:	DC 3.3V
Customer:		Engineer:	Soho Liu
Remark:			

Start of Test: 2024-03-18 19:14:06

Test Graph



PK Final Data List

NO.	Freq. (MHz)	Factor (dB)	PK Value (dBµV/m)	PK Limit (dBµV/m)	PK Margin (dB)	Height (cm)	Angle (°)	Polarity
1	1093.5094	3.19	41.94	74.00	32.06	150	350	Horizontal
2	1935.0935	6.61	43.13	74.00	30.87	150	69	Horizontal
3	3018.1518	12.15	45.66	74.00	28.34	150	350	Horizontal
4	5029.1529	22.76	54.13	74.00	19.87	150	246	Horizontal
5	7712.2212	-0.47	45.78	74.00	28.22	150	333	Horizontal
6	12891.1891	10.77	49.91	74.00	24.09	150	189	Horizontal

AV Final Data List

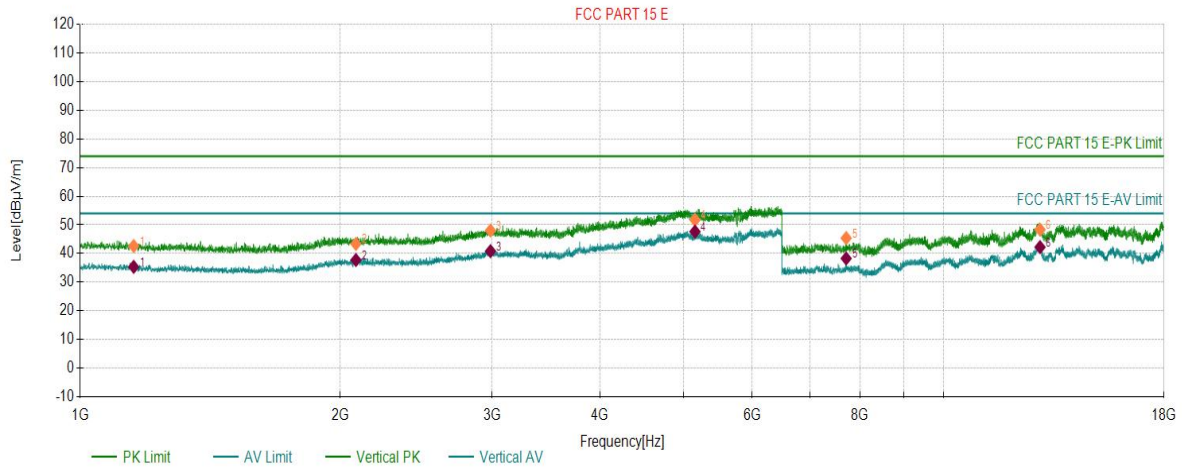
NO.	Freq. (MHz)	Factor (dB)	AV Value (dBµV/m)	AV Limit (dBµV/m)	AV Margin (dB)	Height (cm)	Angle (°)	Polarity
1	1093.5094	3.19	36.26	54.00	17.74	150	350	Horizontal
2	1935.0935	6.61	37.86	54.00	16.14	150	69	Horizontal
3	3018.1518	12.15	41.05	54.00	12.95	150	350	Horizontal
4	5029.1529	22.76	47.35	54.00	6.65	150	246	Horizontal
5	7712.2212	-0.47	38.73	54.00	15.27	150	333	Horizontal
6	12891.1891	10.77	43.70	54.00	10.30	150	189	Horizontal

Test Report

Project Information			
EUT:	Wi-Fi Module Integrated Bluetooth	Environment:	22.9°C 46%
Model:	SKI.WB822CU.2	SN:	
Mode:	11N20_5785	Voltage:	DC 3.3V
Customer:		Engineer:	Soho Liu
Remark:			

Start of Test: 2024-03-18 19:15:34

Test Graph



PK Final Data List								
NO.	Freq. (MHz)	Factor (dB)	PK Value (dBµV/m)	PK Limit (dBµV/m)	PK Margin (dB)	Height (cm)	Angle (°)	Polarity
1	1153.4653	3.28	42.63	74.00	31.37	150	157	Vertical
2	2086.3586	7.62	43.37	74.00	30.63	150	244	Vertical
3	2986.7987	12.03	48.04	74.00	25.96	150	103	Vertical
4	5152.3652	22.53	51.78	74.00	22.22	150	189	Vertical
5	7712.2212	-0.47	45.39	74.00	28.61	150	45	Vertical
6	12932.5933	10.48	48.34	74.00	25.66	150	257	Vertical

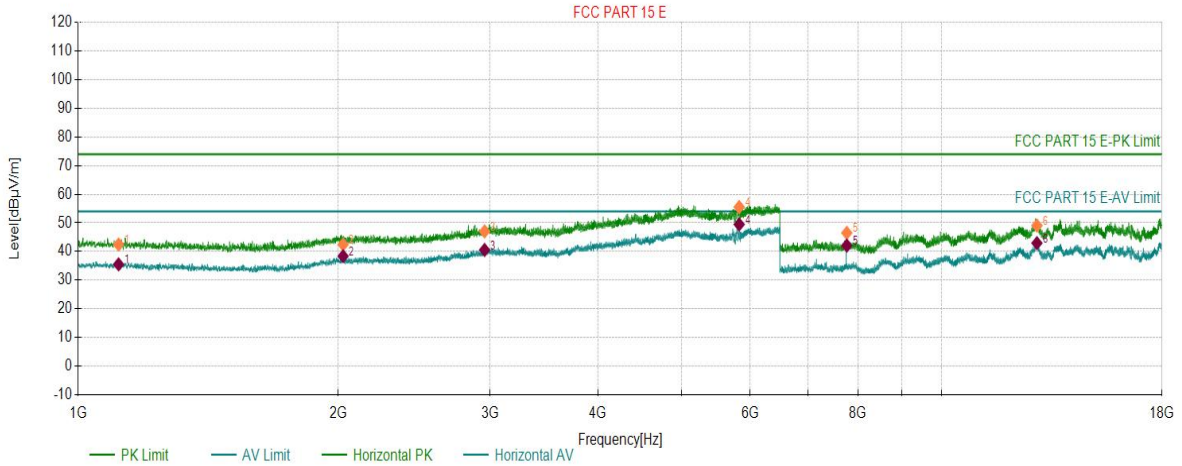
AV Final Data List								
NO.	Freq. (MHz)	Factor (dB)	AV Value (dBµV/m)	AV Limit (dBµV/m)	AV Margin (dB)	Height (cm)	Angle (°)	Polarity
1	1153.4653	3.28	35.36	54.00	18.64	150	157	Vertical
2	2086.3586	7.62	37.75	54.00	16.25	150	244	Vertical
3	2986.7987	12.03	40.84	54.00	13.16	150	103	Vertical
4	5152.3652	22.53	47.67	54.00	6.33	150	189	Vertical
5	7712.2212	-0.47	38.29	54.00	15.71	150	45	Vertical
6	12932.5933	10.48	42.25	54.00	11.75	150	257	Vertical

Test Report

Project Information			
EUT:	Wi-Fi Module Integrated Bluetooth	Environment:	22.9°C 46%
Model:	SKI.WB822CU.2	SN:	
Mode:	11N20_5825	Voltage:	DC 3.3V
Customer:		Engineer:	Soho Liu
Remark:			

Start of Test: 2024-03-18 19:18:28

Test Graph



PK Final Data List								
NO.	Freq. (MHz)	Factor (dB)	PK Value (dBµV/m)	PK Limit (dBµV/m)	PK Margin (dB)	Height (cm)	Angle (°)	Polarity
1	1113.8614	3.22	42.48	74.00	31.52	150	292	Horizontal
2	2026.9527	7.48	42.45	74.00	31.55	150	233	Horizontal
3	2955.9956	11.80	47.05	74.00	26.95	150	29	Horizontal
4	5828.9329	23.83	55.53	74.00	18.47	150	184	Horizontal
5	7766.2766	-0.48	46.52	74.00	27.48	150	338	Horizontal
6	12893.4893	10.81	49.08	74.00	24.92	150	280	Horizontal

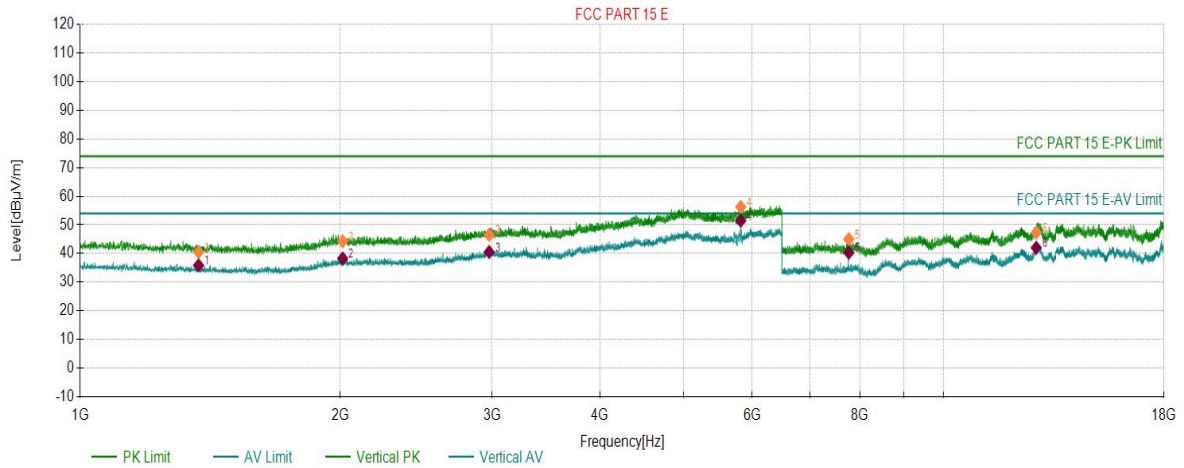
AV Final Data List								
NO.	Freq. (MHz)	Factor (dB)	AV Value (dBµV/m)	AV Limit (dBµV/m)	AV Margin (dB)	Height (cm)	Angle (°)	Polarity
1	1113.8614	3.22	35.53	54.00	18.47	150	292	Horizontal
2	2026.9527	7.48	38.41	54.00	15.59	150	233	Horizontal
3	2955.9956	11.80	40.55	54.00	13.45	150	29	Horizontal
4	5828.9329	23.83	49.48	54.00	4.52	150	184	Horizontal
5	7766.2766	-0.48	42.10	54.00	11.90	150	338	Horizontal
6	12893.4893	10.81	42.95	54.00	11.05	150	280	Horizontal

Test Report

Project Information			
EUT:	Wi-Fi Module Integrated Bluetooth	Environment:	22.9°C 46%
Model:	SKI.WB822CU.2	SN:	
Mode:	11N20_5825	Voltage:	DC 3.3V
Customer:		Engineer:	Soho Liu
Remark:			

Start of Test: 2024-03-18 19:19:56

Test Graph



PK Final Data List

NO.	Freq. (MHz)	Factor (dB)	PK Value (dBµV/m)	PK Limit (dBµV/m)	PK Margin (dB)	Height (cm)	Angle (°)	Polarity
1	1371.2871	3.71	40.57	74.00	33.43	150	321	Vertical
2	2013.7514	7.44	44.30	74.00	29.70	150	155	Vertical
3	2976.3476	11.95	46.53	74.00	27.47	150	196	Vertical
4	5821.7822	23.81	56.27	74.00	17.73	150	128	Vertical
5	7766.2766	-0.48	45.03	74.00	28.97	150	44	Vertical
6	12803.7804	9.38	47.30	74.00	26.70	150	165	Vertical

AV Final Data List

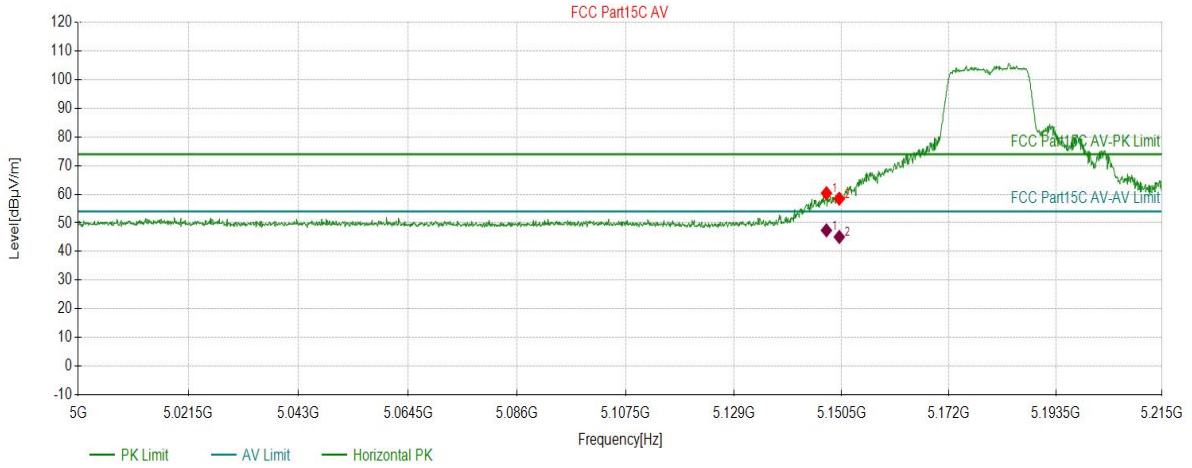
NO.	Freq. (MHz)	Factor (dB)	AV Value (dBµV/m)	AV Limit (dBµV/m)	AV Margin (dB)	Height (cm)	Angle (°)	Polarity
1	1371.2871	3.71	35.87	54.00	18.13	150	321	Vertical
2	2013.7514	7.44	38.29	54.00	15.71	150	155	Vertical
3	2976.3476	11.95	40.54	54.00	13.46	150	196	Vertical
4	5821.7822	23.81	51.46	54.00	2.54	150	128	Vertical
5	7766.2766	-0.48	40.31	54.00	13.69	150	44	Vertical
6	12803.7804	9.38	42.03	54.00	11.97	150	165	Vertical

Test Report

Project Information			
EUT:	Module Integrated Bluetooth	Environment:	22.1°C 48%
Model:	SKI.WB822CU.2	SN:	
Mode:	11A_5180	Voltage:	DC 3.3V
Customer:		Engineer:	Winnie Meng
Remark:			

Start of Test: 2024-03-05 10:33:24

Test Graph



Suspected Data List

NO.	Freq. (MHz)	Level (dBµV/m)	Factor (dB)	Limit (dBµV/m)	Margin (dB)	Height (cm)	Angle (°)	Detector	Polarity
1	5147.4562	60.37	16.47	74.00	13.63	150	327	PK	Horizont
2	5150.0375	58.42	16.46	74.00	15.58	150	229	PK	Horizont

AV Final Data List

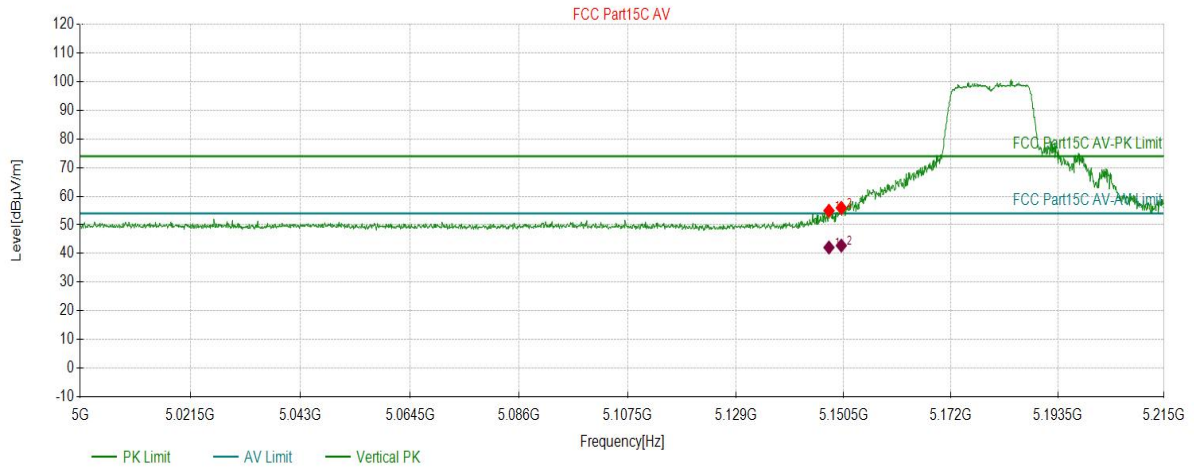
NO.	Freq. (MHz)	Factor (dB)	AV Value (dBµV/m)	AV Limit (dBµV/m)	AV Margin (dB)	Height (cm)	Angle (°)	Polarity
1	5147.4566	16.47	47.40	54.00	6.60	150	329.1	Horizontal
2	5150.0375	16.46	45.10	54.00	8.90	150	229	Horizontal

Test Report

Project Information			
EUT:	Module Integrated Bluetooth	Environment:	22.1°C 48%
Model:	SKI.WB822CU.2	SN:	
Mode:	11A_5180	Voltage:	DC 3.3V
Customer:		Engineer:	Winnie Meng
Remark:			

Start of Test: 2024-03-05 10:34:12

Test Graph



Suspected Data List

NO.	Freq. (MHz)	Level (dBµV/m)	Factor (dB)	Limit (dBµV/m)	Margin (dB)	Height (cm)	Angle (°)	Detector	Polarity
1	5147.5638	54.94	16.47	74.00	19.06	150	92	PK	Vertical
2	5150.0375	55.95	16.46	74.00	18.05	150	92	PK	Vertical

AV Final Data List

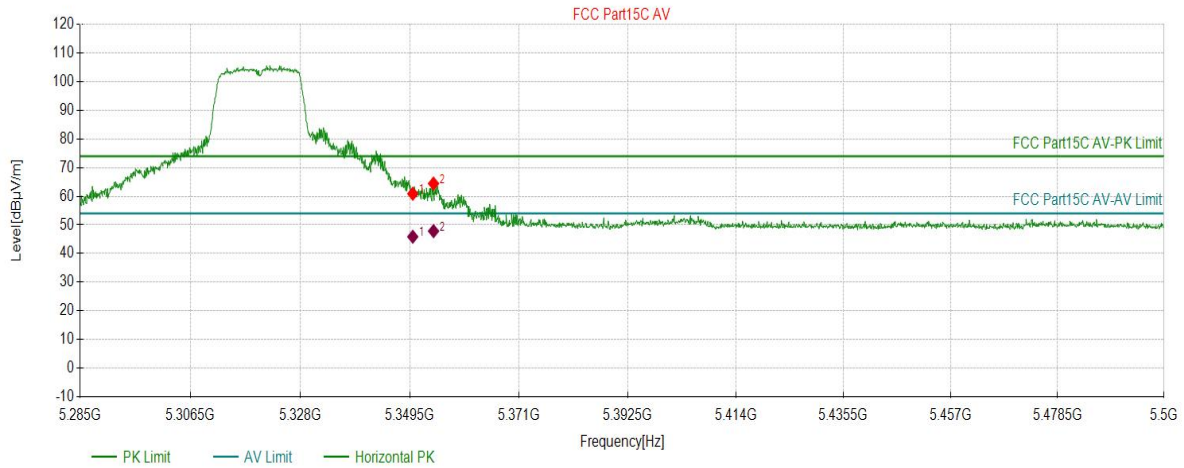
NO.	Freq. (MHz)	Factor (dB)	AV Value (dBµV/m)	AV Limit (dBµV/m)	AV Margin (dB)	Height (cm)	Angle (°)	Polarity
1	5147.5638	16.47	42.11	54.00	11.89	150	92	Vertical
2	5150.0375	16.46	42.79	54.00	11.21	150	92	Vertical

Test Report

Project Information			
EUT:	Module Integrated Bluetooth	Environment:	22.1°C 48%
Model:	SKI.WB822CU.2	SN:	
Mode:	11A_5320	Voltage:	DC 3.3V
Customer:		Engineer:	Winnie Meng
Remark:			

Start of Test: 2024-03-05 10:52:09

Test Graph



Suspected Data List									
NO.	Freq. (MHz)	Level (dBµV/m)	Factor (dB)	Limit (dBµV/m)	Margin (dB)	Height (cm)	Angle (°)	Detector	Polarity
1	5350.0700	60.87	16.65	74.00	13.13	150	234	PK	Horizontal
2	5354.1571	64.42	16.67	74.00	9.58	150	225	PK	Horizontal

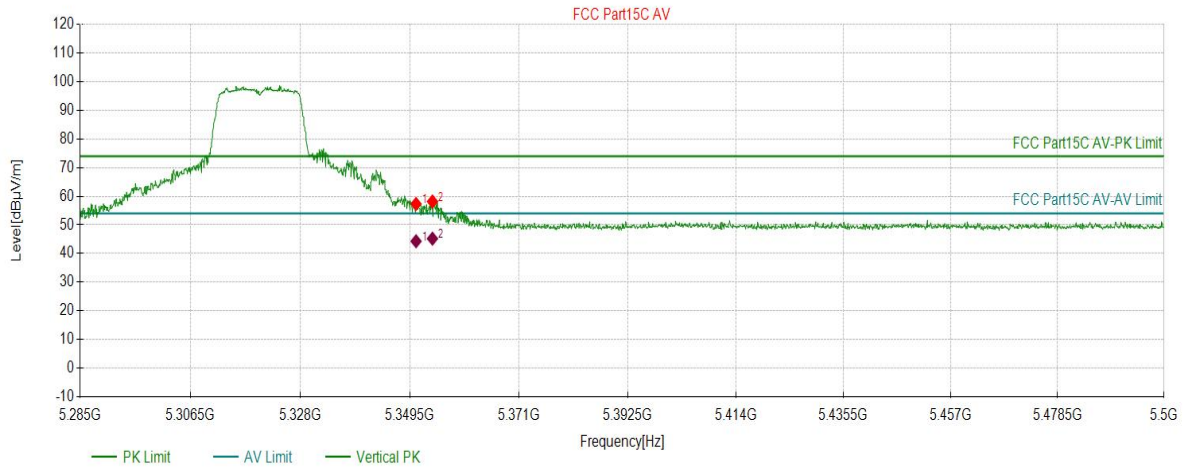
AV Final Data List								
NO.	Freq. (MHz)	Factor (dB)	AV Value (dBµV/m)	AV Limit (dBµV/m)	AV Margin (dB)	Height (cm)	Angle (°)	Polarity
1	5350.0700	16.65	45.87	54.00	8.13	150	234	Horizontal
2	5354.1566	16.67	47.83	54.00	6.17	150	225.4	Horizontal

Test Report

Project Information			
EUT:	Module Integrated Bluetooth	Environment:	22.1°C 48%
Model:	SKI.WB822CU.2	SN:	
Mode:	11A_5320	Voltage:	DC 3.3V
Customer:		Engineer:	Winnie Meng
Remark:			

Start of Test: 2024-03-05 10:52:57

Test Graph



Suspected Data List

NO.	Freq. (MHz)	Level (dBµV/m)	Factor (dB)	Limit (dBµV/m)	Margin (dB)	Height (cm)	Angle (°)	Detector	Polarity
1	5350.7154	57.33	16.65	74.00	16.67	150	64	PK	Vertical
2	5353.9420	58.16	16.66	74.00	15.84	150	15	PK	Vertical

AV Final Data List

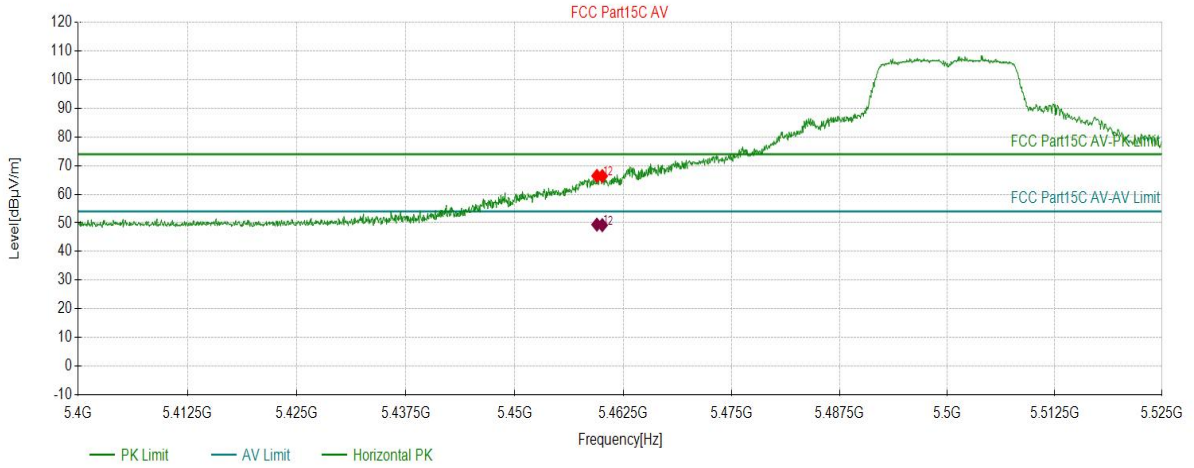
NO.	Freq. (MHz)	Factor (dB)	AV Value (dBµV/m)	AV Limit (dBµV/m)	AV Margin (dB)	Height (cm)	Angle (°)	Polarity
1	5350.7154	16.65	44.29	54.00	9.71	150	64	Vertical
2	5353.9420	16.66	45.21	54.00	8.79	150	15	Vertical

Test Report

Project Information			
EUT:	Module Integrated Bluetooth	Environment:	22.1°C 48%
Model:	SKI.WB822CU.2	SN:	
Mode:	11A_5500	Voltage:	DC 3.3V
Customer:		Engineer:	Winnie Meng
Remark:			

Start of Test: 2024-03-05 11:03:54

Test Graph



Suspected Data List

NO.	Freq. (MHz)	Level (dBµV/m)	Factor (dB)	Limit (dBµV/m)	Margin (dB)	Height (cm)	Angle (°)	Detector	Polarity
1	5459.4672	66.39	16.86	74.00	7.61	150	228	PK	Horizont
2	5460.0925	66.34	16.86	74.00	7.66	150	219	PK	Horizont

AV Final Data List

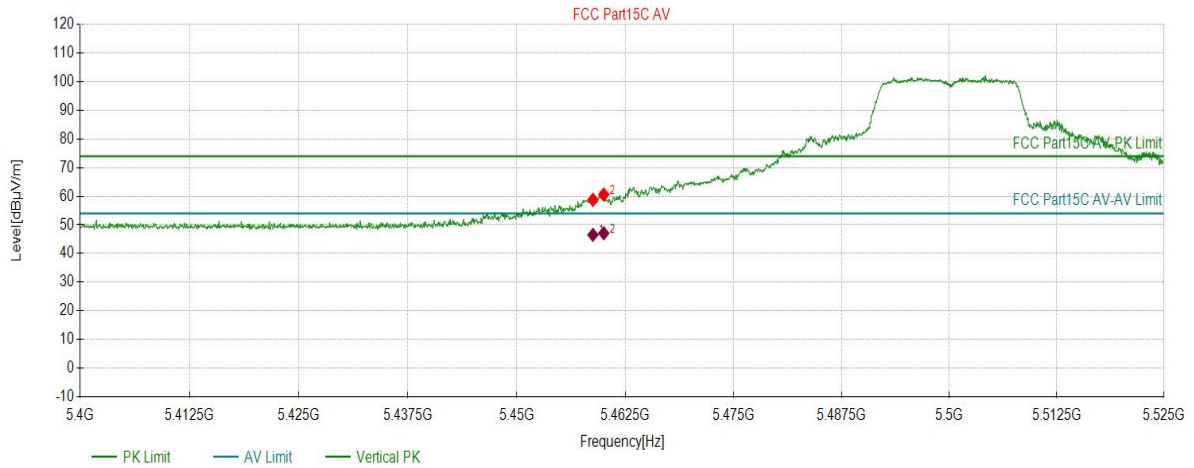
NO.	Freq. (MHz)	Factor (dB)	AV Value (dBµV/m)	AV Limit (dBµV/m)	AV Margin (dB)	Height (cm)	Angle (°)	Polarity
1	5459.4667	16.86	49.40	54.00	4.60	150	224.6	Horizontal
2	5460.0925	16.86	49.22	54.00	4.78	150	219	Horizontal

Test Report

Project Information			
EUT:	Module Integrated Bluetooth	Environment:	22.1°C 48%
Model:	SKI.WB822CU.2	SN:	
Mode:	11A_5500	Voltage:	DC 3.3V
Customer:		Engineer:	Winnie Meng
Remark:			

Start of Test: 2024-03-05 11:04:42

Test Graph



Suspected Data List

NO.	Freq. (MHz)	Level (dBµV/m)	Factor (dB)	Limit (dBµV/m)	Margin (dB)	Height (cm)	Angle (°)	Detector	Polarity
1	5458.7794	58.76	16.86	74.00	15.24	150	256	PK	Vertical
2	5460.0300	60.60	16.86	74.00	13.40	150	83	PK	Vertical

AV Final Data List

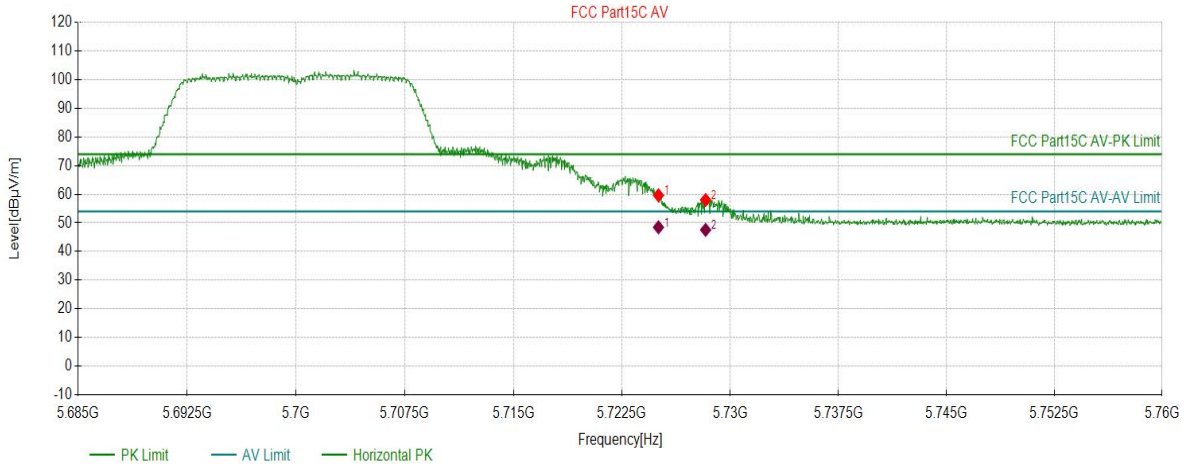
NO.	Freq. (MHz)	Factor (dB)	AV Value (dBµV/m)	AV Limit (dBµV/m)	AV Margin (dB)	Height (cm)	Angle (°)	Polarity
1	5458.7794	16.86	46.54	54.00	7.46	150	256	Vertical
2	5460.0300	16.86	47.08	54.00	6.92	150	83	Vertical

Test Report

Project Information			
EUT:	Module Integrated Bluetooth	Environment:	22.1°C 48%
Model:	SKI.WB822CU.2	SN:	
Mode:	11A_5700	Voltage:	DC 3.3V
Customer:		Engineer:	Winnie Meng
Remark:			

Start of Test: 2024-03-05 11:33:39

Test Graph



Suspected Data List									
NO.	Freq. (MHz)	Level (dBµV/m)	Factor (dB)	Limit (dBµV/m)	Margin (dB)	Height (cm)	Angle (°)	Detector	Polarity
1	5725.0325	59.62	17.99	74.00	14.38	150	0	PK	Horizont
2	5728.2966	58.01	18.01	74.00	15.99	150	0	PK	Horizont

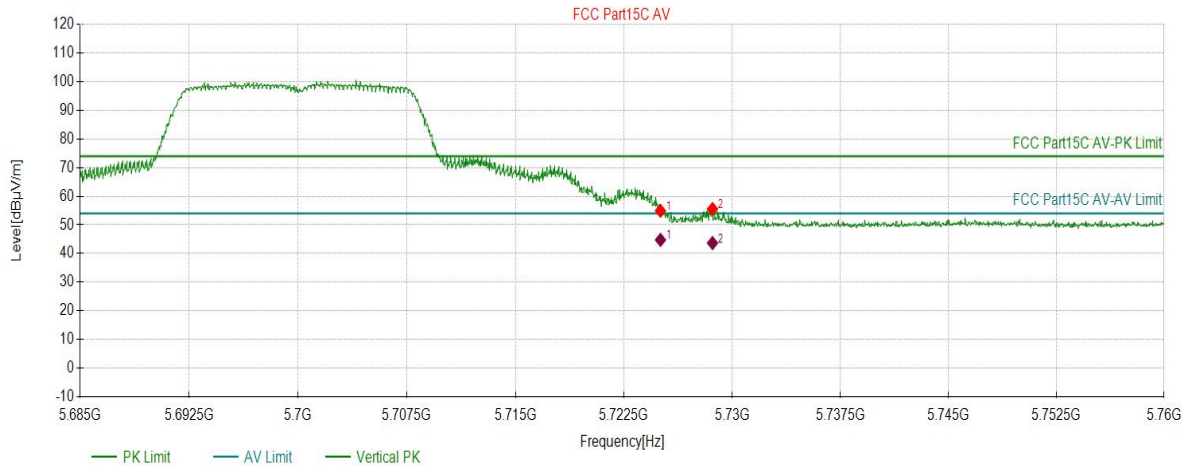
AV Final Data List								
NO.	Freq. (MHz)	Factor (dB)	AV Value (dBµV/m)	AV Limit (dBµV/m)	AV Margin (dB)	Height (cm)	Angle (°)	Polarity
1	5725.0321	18.00	48.47	54.00	5.53	150	0.1	Horizontal
2	5728.2966	18.01	47.57	54.00	6.43	150	0	Horizontal

Test Report

Project Information			
EUT:	Module Integrated Bluetooth	Environment:	22.1°C 48%
Model:	SKI.WB822CU.2	SN:	
Mode:	11A_5700	Voltage:	DC 3.3V
Customer:		Engineer:	Winnie Meng
Remark:			

Start of Test: 2024-03-05 11:34:28

Test Graph



Suspected Data List									
NO.	Freq. (MHz)	Level (dBµV/m)	Factor (dB)	Limit (dBµV/m)	Margin (dB)	Height (cm)	Angle (°)	Detector	Polarity
1	5725.0325	54.91	17.99	74.00	19.09	150	300	PK	Vertical
2	5728.6343	55.57	18.01	74.00	18.43	150	105	PK	Vertical

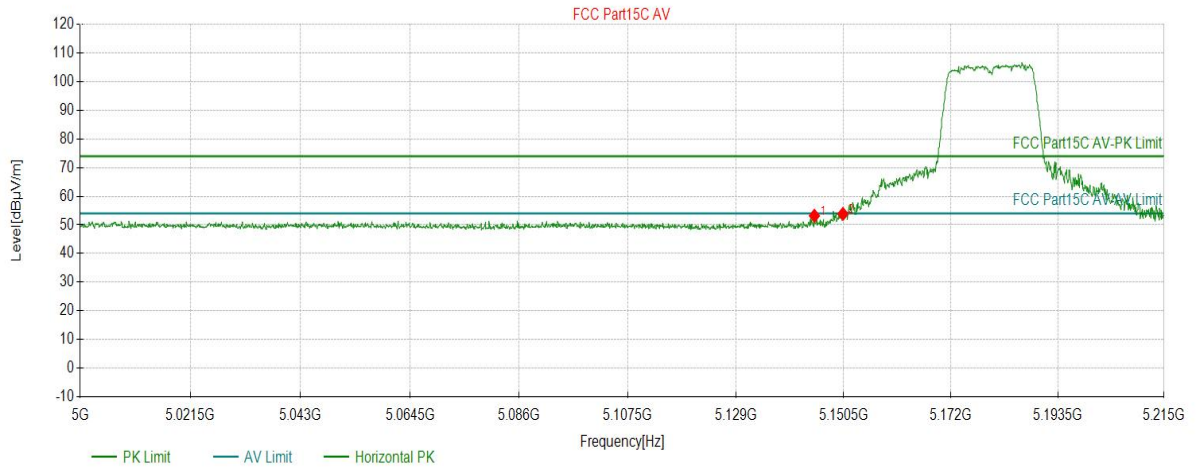
AV Final Data List								
NO.	Freq. (MHz)	Factor (dB)	AV Value (dBµV/m)	AV Limit (dBµV/m)	AV Margin (dB)	Height (cm)	Angle (°)	Polarity
1	5725.0325	17.99	44.77	54.00	9.23	150	300	Vertical
2	5728.6343	18.01	43.67	54.00	10.33	150	105	Vertical

Test Report

Project Information			
EUT:	Module Integrated Bluetooth	Environment:	22.1°C 48%
Model:	SKI.WB822CU.2	SN:	
Mode:	11N20_5180	Voltage:	DC 3.3V
Customer:		Engineer:	Winnie Meng
Remark:			

Start of Test: 2024-03-05 11:42:34

Test Graph



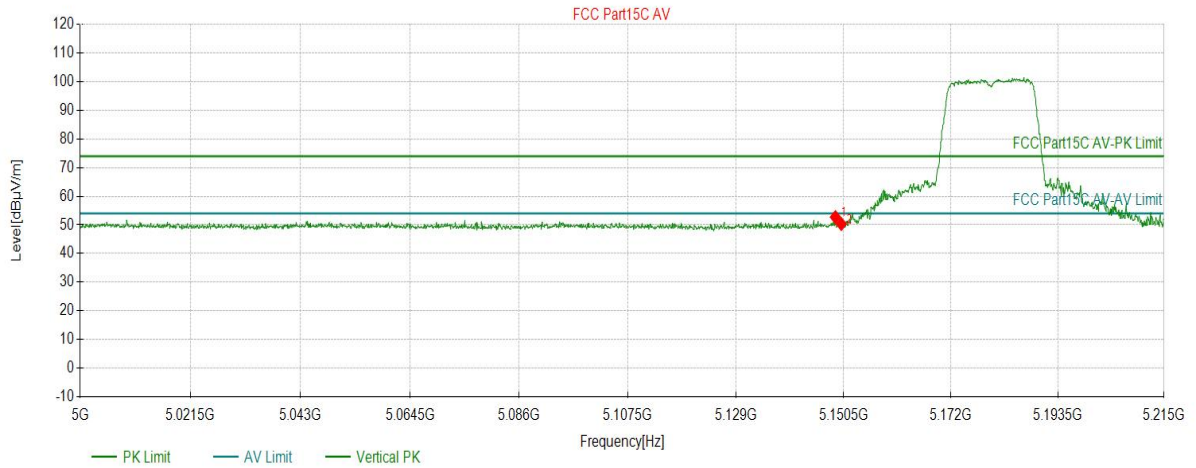
Suspected Data List									
NO.	Freq. (MHz)	Level (dBµV/m)	Factor (dB)	Limit (dBµV/m)	Margin (dB)	Height (cm)	Angle (°)	Detector	Polarity
1	5144.6598	53.18	16.48	74.00	20.82	150	231	PK	Horizont
2	5150.3602	53.84	16.46	74.00	20.16	150	289	PK	Horizont

Test Report

Project Information			
EUT:	Module Integrated Bluetooth	Environment:	22.1°C 48%
Model:	SKI.WB822CU.2	SN:	
Mode:	11N20_5180	Voltage:	DC 3.3V
Customer:		Engineer:	Winnie Meng
Remark:			

Start of Test: 2024-03-05 11:43:22

Test Graph



Suspected Data List

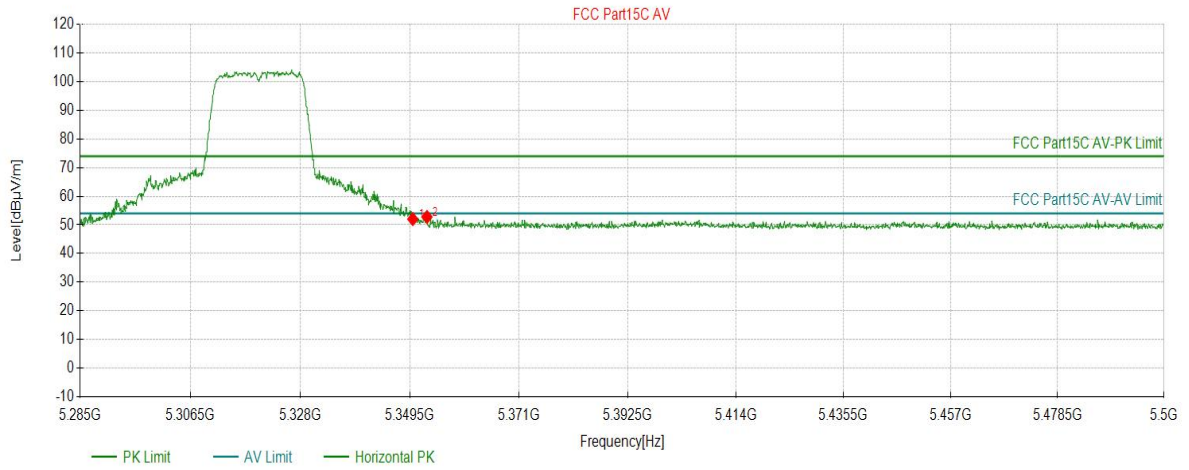
NO.	Freq. (MHz)	Level (dBµV/m)	Factor (dB)	Limit (dBµV/m)	Margin (dB)	Height (cm)	Angle (°)	Detector	Polarity
1	5148.8544	52.73	16.47	74.00	21.27	150	60	PK	Vertical
2	5150.0375	50.31	16.46	74.00	23.69	150	105	PK	Vertical

Test Report

Project Information			
EUT:	Module Integrated Bluetooth	Environment:	22.1°C 48%
Model:	SKI.WB822CU.2	SN:	
Mode:	11N20_5320	Voltage:	DC 3.3V
Customer:		Engineer:	Winnie Meng
Remark:			

Start of Test: 2024-03-05 11:53:00

Test Graph



Suspected Data List

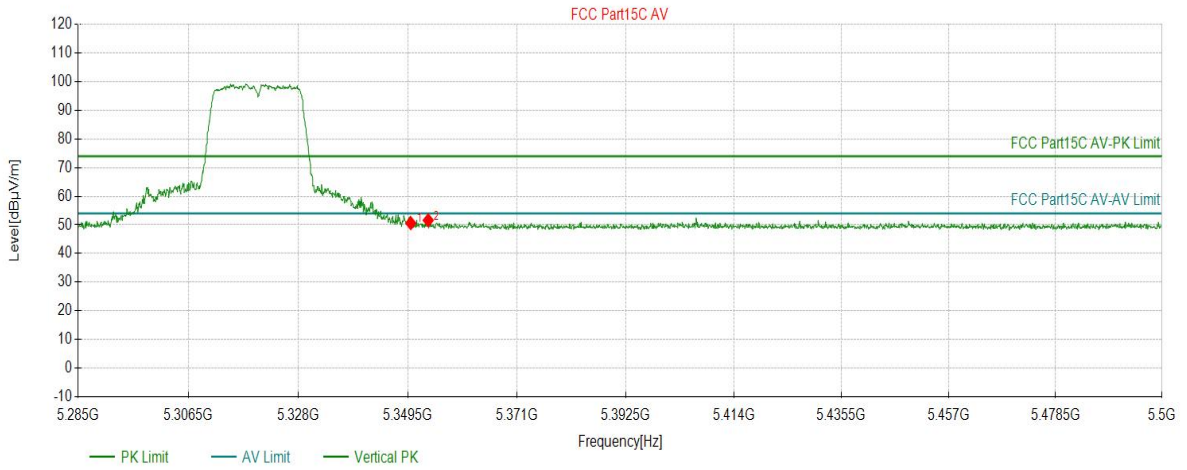
NO.	Freq. (MHz)	Level (dBµV/m)	Factor (dB)	Limit (dBµV/m)	Margin (dB)	Height (cm)	Angle (°)	Detector	Polarity
1	5350.0700	52.04	16.65	74.00	21.96	150	265	PK	Horizont
2	5352.8664	52.78	16.66	74.00	21.22	150	243	PK	Horizont

Test Report

Project Information			
EUT:	Module Integrated Bluetooth	Environment:	22.1°C 48%
Model:	SKI.WB822CU.2	SN:	
Mode:	11N20_5320	Voltage:	DC 3.3V
Customer:		Engineer:	Winnie Meng
Remark:			

Start of Test: 2024-03-05 11:53:49

Test Graph



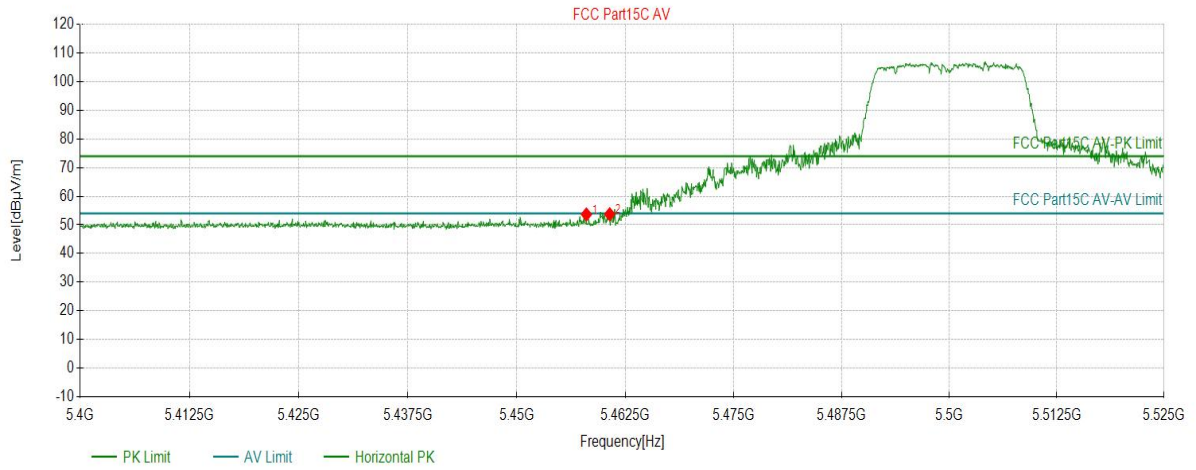
Suspected Data List									
NO.	Freq. (MHz)	Level (dBµV/m)	Factor (dB)	Limit (dBµV/m)	Margin (dB)	Height (cm)	Angle (°)	Detector	Polarity
1	5350.0700	50.61	16.65	74.00	23.39	150	357	PK	Vertical
2	5353.5118	51.62	16.66	74.00	22.38	150	69	PK	Vertical

Test Report

Project Information			
EUT:	Module Integrated Bluetooth	Environment:	22.1°C 48%
Model:	SKI.WB822CU.2	SN:	
Mode:	11N20_5500	Voltage:	DC 3.3V
Customer:		Engineer:	Winnie Meng
Remark:			

Start of Test: 2024-03-05 14:15:36

Test Graph



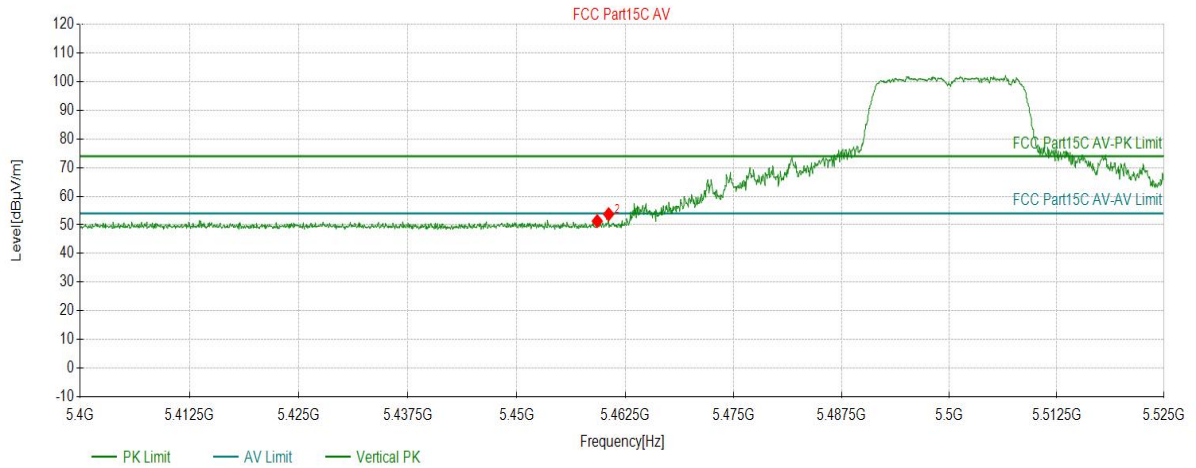
Suspected Data List									
NO.	Freq. (MHz)	Level (dBµV/m)	Factor (dB)	Limit (dBµV/m)	Margin (dB)	Height (cm)	Angle (°)	Detector	Polarity
1	5458.0290	53.66	16.86	74.00	20.34	150	217	PK	Horizont
2	5460.7179	53.74	16.86	74.00	20.26	150	217	PK	Horizont

Test Report

Project Information			
EUT:	Module Integrated Bluetooth	Environment:	22.1°C 48%
Model:	SKI.WB822CU.2	SN:	
Mode:	11N20_5500	Voltage:	DC 3.3V
Customer:		Engineer:	Winnie Meng
Remark:			

Start of Test: 2024-03-05 14:16:25

Test Graph



Suspected Data List

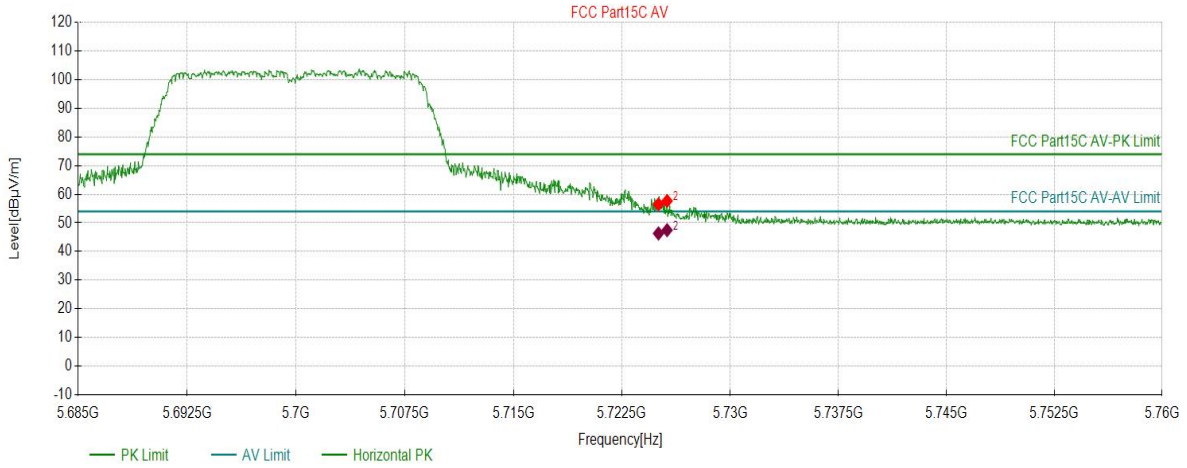
NO.	Freq. (MHz)	Level (dBµV/m)	Factor (dB)	Limit (dBµV/m)	Margin (dB)	Height (cm)	Angle (°)	Detector	Polarity
1	5459.2796	51.31	16.86	74.00	22.69	150	256	PK	Vertical
2	5460.5928	53.73	16.86	74.00	20.27	150	265	PK	Vertical

Test Report

Project Information			
EUT:	Module Integrated Bluetooth	Environment:	22.1°C 48%
Model:	SKI.WB822CU.2	SN:	
Mode:	11N20_5700	Voltage:	DC 3.3V
Customer:		Engineer:	Winnie Meng
Remark:			

Start of Test: 2024-03-05 14:29:20

Test Graph



Suspected Data List									
NO.	Freq. (MHz)	Level (dBµV/m)	Factor (dB)	Limit (dBµV/m)	Margin (dB)	Height (cm)	Angle (°)	Detector	Polarity
1	5725.0325	56.46	17.99	74.00	17.54	150	346	PK	Horizont
2	5725.6328	57.68	18.00	74.00	16.32	150	232	PK	Horizont

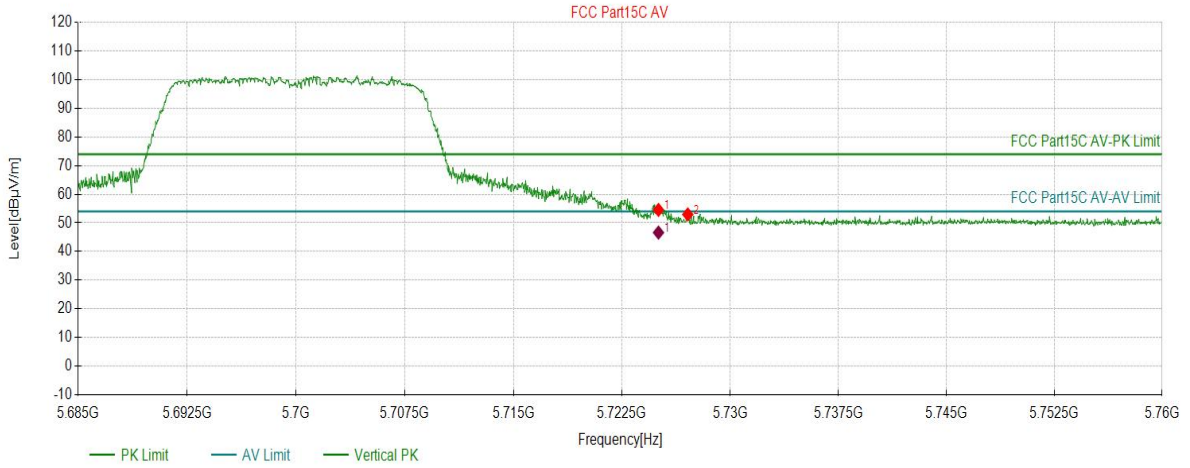
AV Final Data List								
NO.	Freq. (MHz)	Factor (dB)	AV Value (dBµV/m)	AV Limit (dBµV/m)	AV Margin (dB)	Height (cm)	Angle (°)	Polarity
1	5725.0325	17.99	46.32	54.00	7.68	150	346	Horizontal
2	5725.6328	18.00	47.48	54.00	6.52	150	232	Horizontal

Test Report

Project Information			
EUT:	Module Integrated Bluetooth	Environment:	22.1°C 48%
Model:	SKI.WB822CU.2	SN:	
Mode:	11N20_5700	Voltage:	DC 3.3V
Customer:		Engineer:	Winnie Meng
Remark:			

Start of Test: 2024-03-05 14:30:08

Test Graph



Suspected Data List

NO.	Freq. (MHz)	Level (dBµV/m)	Factor (dB)	Limit (dBµV/m)	Margin (dB)	Height (cm)	Angle (°)	Detector	Polarity
1	5725.0325	54.54	17.99	74.00	19.46	150	33	PK	Vertical
2	5727.0585	52.96	18.00	74.00	21.04	150	318	PK	Vertical

AV Final Data List

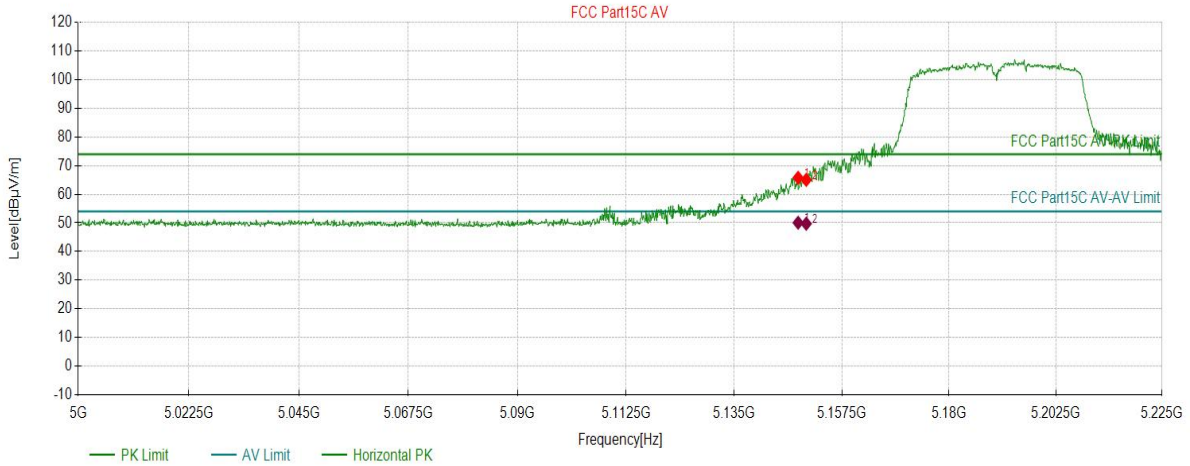
NO.	Freq. (MHz)	Factor (dB)	AV Value (dBµV/m)	AV Limit (dBµV/m)	AV Margin (dB)	Height (cm)	Angle (°)	Polarity
1	5725.0325	17.99	46.64	54.00	7.36	150	33	Vertical

Test Report

Project Information			
EUT:	Module Integrated Bluetooth	Environment:	22.1°C 48%
Model:	SKI.WB822CU.2	SN:	
Mode:	11N40_5190	Voltage:	DC 3.3V
Customer:		Engineer:	Winnie Meng
Remark:			

Start of Test: 2024-03-05 14:42:50

Test Graph



Suspected Data List

NO.	Freq. (MHz)	Level (dBµV/m)	Factor (dB)	Limit (dBµV/m)	Margin (dB)	Height (cm)	Angle (°)	Detector	Polarity
1	5148.3492	65.76	16.47	74.00	8.24	150	263	PK	Horizont
2	5150.0375	65.00	16.46	74.00	9.00	150	220	PK	Horizont

AV Final Data List

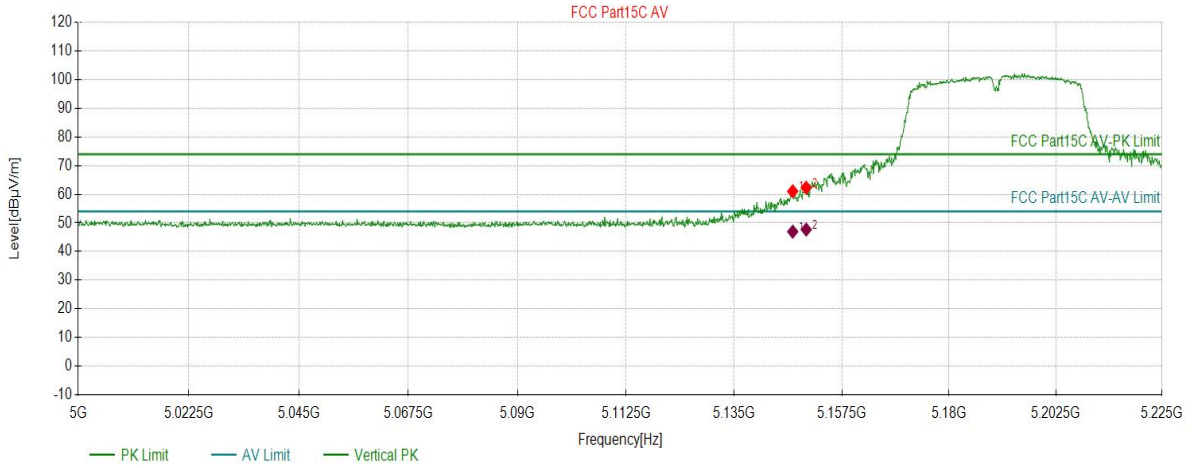
NO.	Freq. (MHz)	Factor (dB)	AV Value (dBµV/m)	AV Limit (dBµV/m)	AV Margin (dB)	Height (cm)	Angle (°)	Polarity
1	5148.3496	16.47	50.06	54.00	3.94	150	310.2	Horizontal
2	5150.0375	16.46	49.72	54.00	4.28	150	220	Horizontal

Test Report

Project Information			
EUT:	Module Integrated Bluetooth	Environment:	22.1°C 48%
Model:	SKI.WB822CU.2	SN:	
Mode:	11N40_5190	Voltage:	DC 3.3V
Customer:		Engineer:	Winnie Meng
Remark:			

Start of Test: 2024-03-05 14:43:37

Test Graph



Suspected Data List									
NO.	Freq. (MHz)	Level (dBµV/m)	Factor (dB)	Limit (dBµV/m)	Margin (dB)	Height (cm)	Angle (°)	Detector	Polarity
1	5147.2236	61.03	16.47	74.00	12.97	150	24	PK	Vertical
2	5150.0375	62.28	16.46	74.00	11.72	150	24	PK	Vertical

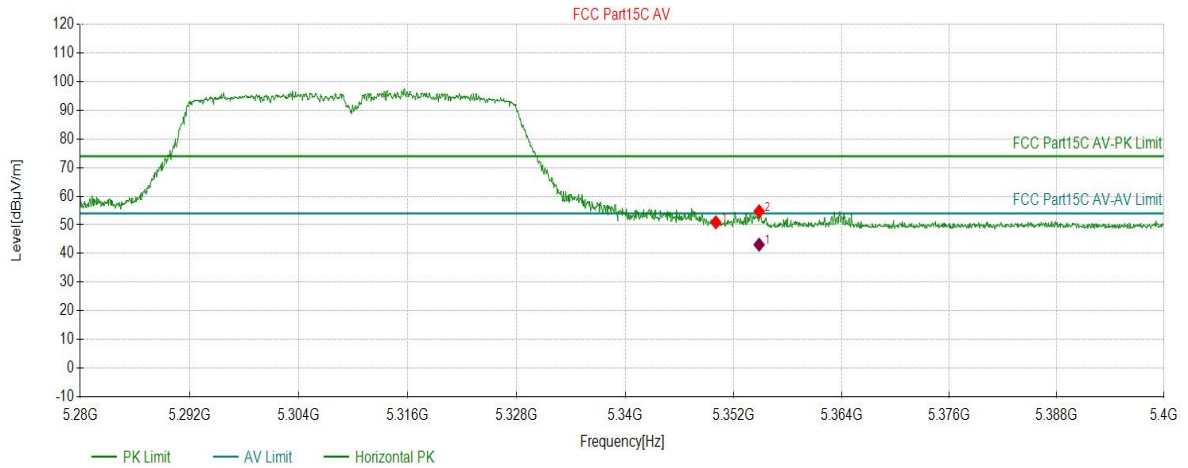
AV Final Data List								
NO.	Freq. (MHz)	Factor (dB)	AV Value (dBµV/m)	AV Limit (dBµV/m)	AV Margin (dB)	Height (cm)	Angle (°)	Polarity
1	5147.2236	16.47	46.95	54.00	7.05	150	24	Vertical
2	5150.0375	16.46	47.68	54.00	6.32	150	24	Vertical

Test Report

Project Information			
EUT:	Module Integrated Bluetooth	Environment:	22.1°C 48%
Model:	SKI.WB822CU.2	SN:	
Mode:	11N40_5310	Voltage:	DC 3.3V
Customer:		Engineer:	Winnie Meng
Remark:			

Start of Test: 2024-03-05 14:55:12

Test Graph



Suspected Data List

NO.	Freq. (MHz)	Level (dBµV/m)	Factor (dB)	Limit (dBµV/m)	Margin (dB)	Height (cm)	Angle (°)	Detector	Polarity
1	5350.0550	50.91	16.65	74.00	23.09	150	287	PK	Horizont
2	5354.8574	54.74	16.67	74.00	19.26	150	353	PK	Horizont

AV Final Data List

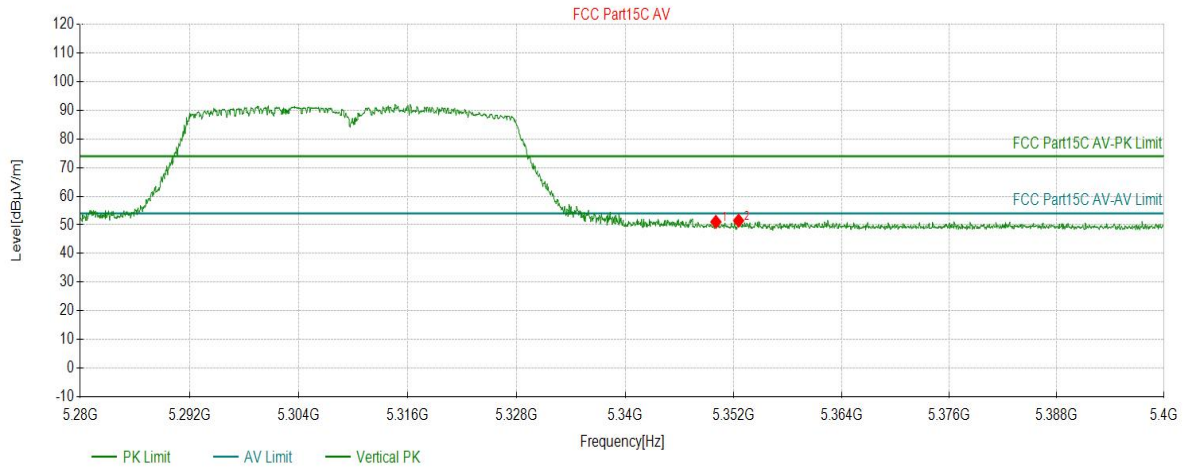
NO.	Freq. (MHz)	Factor (dB)	AV Value (dBµV/m)	AV Limit (dBµV/m)	AV Margin (dB)	Height (cm)	Angle (°)	Polarity
1	5354.8574	16.67	43.11	54.00	10.89	150	353	Horizontal

Test Report

Project Information			
EUT:	Module Integrated Bluetooth	Environment:	22.1°C 48%
Model:	SKI.WB822CU.2	SN:	
Mode:	11N40_5310	Voltage:	DC 3.3V
Customer:		Engineer:	Winnie Meng
Remark:			

Start of Test: 2024-03-05 14:56:00

Test Graph



Suspected Data List

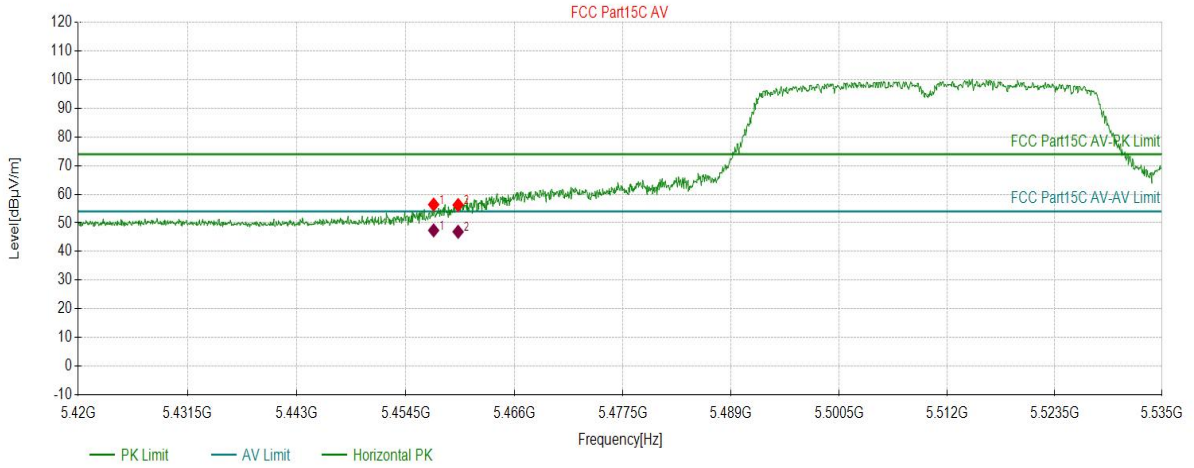
NO.	Freq. (MHz)	Level (dBµV/m)	Factor (dB)	Limit (dBµV/m)	Margin (dB)	Height (cm)	Angle (°)	Detector	Polarity
1	5350.0550	51.06	16.65	74.00	22.94	150	54	PK	Vertical
2	5352.5763	51.50	16.66	74.00	22.50	150	54	PK	Vertical

Test Report

Project Information			
EUT:	Module Integrated Bluetooth	Environment:	22.1°C 48%
Model:	SKI.WB822CU.2	SN:	
Mode:	11N40_5510	Voltage:	DC 3.3V
Customer:		Engineer:	Winnie Meng
Remark:			

Start of Test: 2024-03-05 15:01:50

Test Graph



Suspected Data List

NO.	Freq. (MHz)	Level (dBµV/m)	Factor (dB)	Limit (dBµV/m)	Margin (dB)	Height (cm)	Angle (°)	Detector	Polarity
1	5457.4512	56.39	16.86	74.00	17.61	150	213	PK	Horizont
2	5460.0400	56.25	16.86	74.00	17.75	150	302	PK	Horizont

AV Final Data List

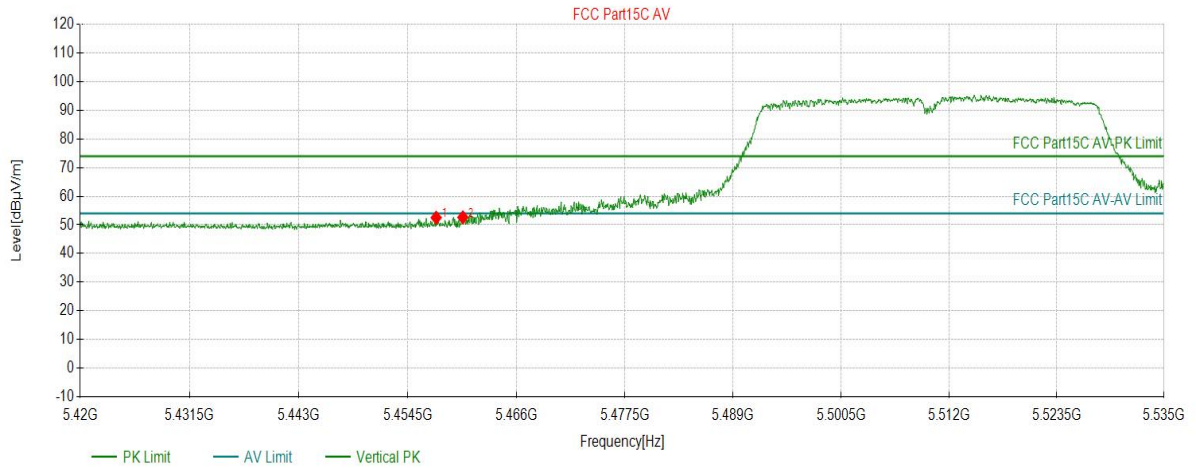
NO.	Freq. (MHz)	Factor (dB)	AV Value (dBµV/m)	AV Limit (dBµV/m)	AV Margin (dB)	Height (cm)	Angle (°)	Polarity
1	5457.4516	16.86	47.39	54.00	6.61	150	214.7	Horizontal
2	5460.0400	16.86	46.90	54.00	7.10	150	302	Horizontal

Test Report

Project Information			
EUT:	Module Integrated Bluetooth	Environment:	22.1°C 48%
Model:	SKI.WB822CU.2	SN:	
Mode:	11N40_5510	Voltage:	DC 3.3V
Customer:		Engineer:	Winnie Meng
Remark:			

Start of Test: 2024-03-05 15:02:38

Test Graph



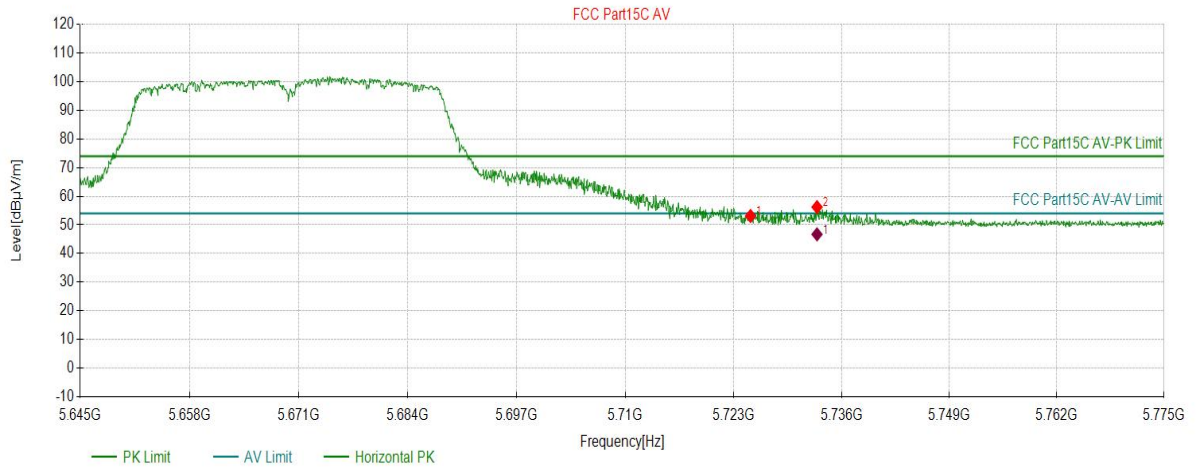
Suspected Data List									
NO.	Freq. (MHz)	Level (dBµV/m)	Factor (dB)	Limit (dBµV/m)	Margin (dB)	Height (cm)	Angle (°)	Detector	Polarity
1	5457.5088	52.52	16.86	74.00	21.48	150	2	PK	Vertical
2	5460.3277	52.64	16.86	74.00	21.36	150	113	PK	Vertical

Test Report

Project Information			
EUT:	Module Integrated Bluetooth	Environment:	22.1°C 48%
Model:	SKI.WB822CU.2	SN:	
Mode:	11N40_5670	Voltage:	DC 3.3V
Customer:		Engineer:	Winnie Meng
Remark:			

Start of Test: 2024-03-05 15:09:36

Test Graph



Suspected Data List

NO.	Freq. (MHz)	Level (dBµV/m)	Factor (dB)	Limit (dBµV/m)	Margin (dB)	Height (cm)	Angle (°)	Detector	Polarity
1	5725.0550	53.11	17.99	74.00	20.89	150	357	PK	Horizont
2	5733.0540	56.22	18.04	74.00	17.78	150	223	PK	Horizont

AV Final Data List

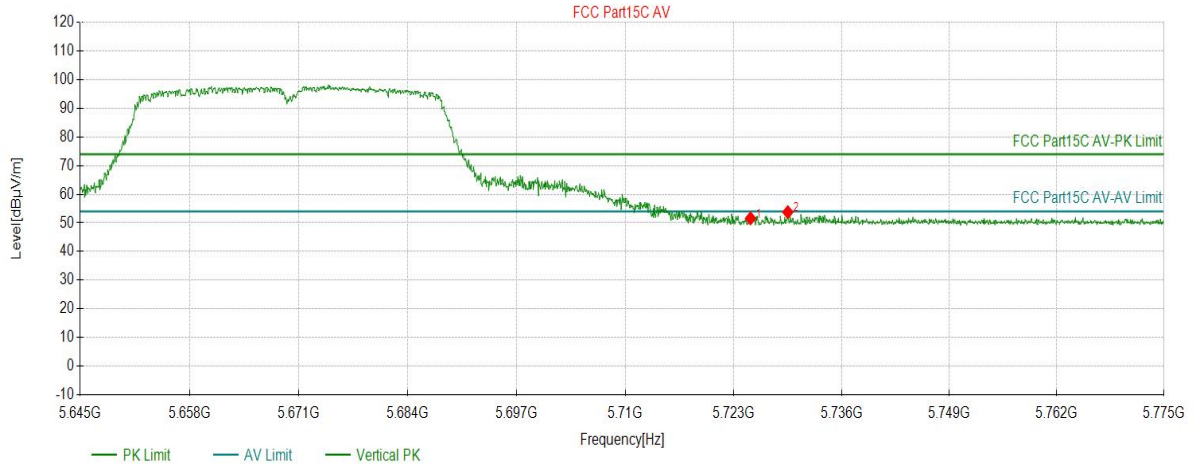
NO.	Freq. (MHz)	Factor (dB)	AV Value (dBµV/m)	AV Limit (dBµV/m)	AV Margin (dB)	Height (cm)	Angle (°)	Polarity
1	5733.0540	18.04	46.70	54.00	7.30	150	223	Horizontal

Test Report

Project Information			
EUT:	Module Integrated Bluetooth	Environment:	22.1°C 48%
Model:	SKI.WB822CU.2	SN:	
Mode:	11N40_5670	Voltage:	DC 3.3V
Customer:		Engineer:	Winnie Meng
Remark:			

Start of Test: 2024-03-05 15:10:24

Test Graph



Suspected Data List									
NO.	Freq. (MHz)	Level (dBµV/m)	Factor (dB)	Limit (dBµV/m)	Margin (dB)	Height (cm)	Angle (°)	Detector	Polarity
1	5725.0550	51.61	17.99	74.00	22.39	150	298	PK	Vertical
2	5729.5423	53.75	18.02	74.00	20.25	150	255	PK	Vertical