



## **SETUP PHOTOGRAPHS**

This document contains 6 photographs


**Photograph No.1**  
**Setup for conducted emission measurements below 30 MHz**  
**Setup for spurious emission field strength measurements in the anechoic chamber below 30 MHz**




**Photograph No.2**  
**Setup for carrier and spurious emission field strength measurements in the anechoic chamber**  
**in 30 – 1000 MHz range**




**Photograph No.3**  
**Setup for spurious emission field strength measurements in the anechoic chamber below 1000 MHz,**  
**EUT close view**



**Photograph No.4**  
**Setup for spurious emission field strength measurements in the anechoic chamber**  
**in 1 - 18 GHz range**



**Photograph No.5**  
**Setup for spurious emission field strength measurements in the anechoic chamber above 1000 MHz, EUT**  
**close view**



**Photograph No.6  
Setup for OBW measurements**

