

Antenna test report V1.0

Model/Part No. :W699-1B-B

联系方式:

wangyuanjian@qinxinsz.com

357932305@qq.com

射频:

日期: 2020.08.28

testing environment

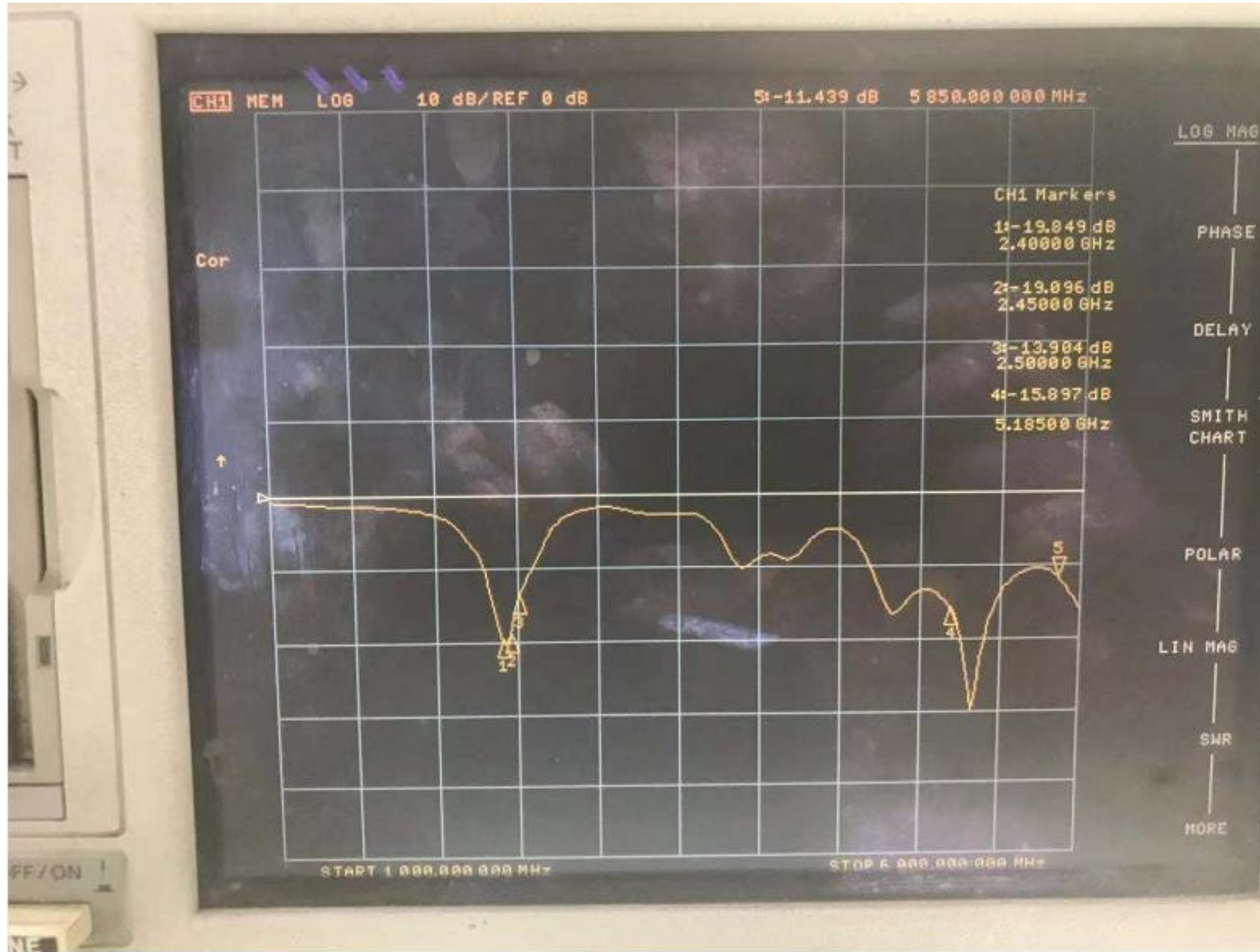
- The antenna characteristics use the microwave anechoic chamber of the ETS test system, the size of the microwave anechoic chamber is 7m x 4m x 3m, and
- the test frequency is 700MHz---6GHz.
- S11 testing using Agilent E5071B network analyzer



ANT PLACE



2.4G+5G



Antenna Solutions

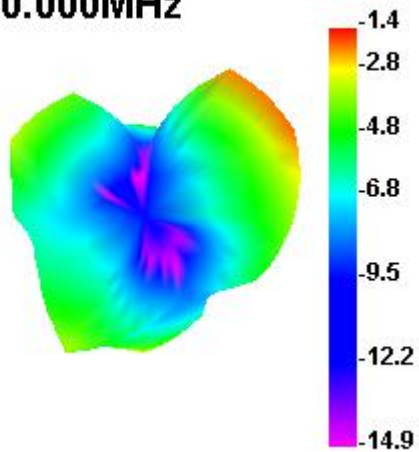


**2.4G WiFi
antenna efficiency**

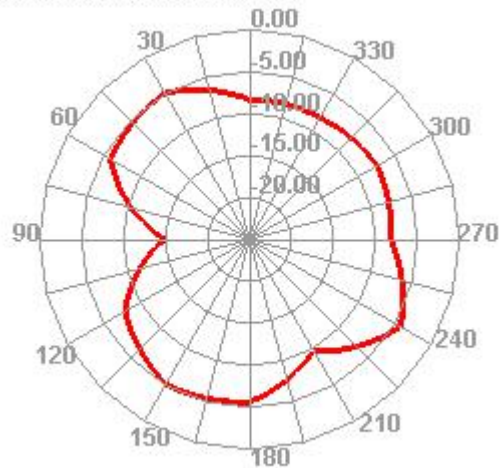
WIFI1&WIFI2

Passive Test For WII2.4			
Freq	Effi	Effi	Gain
(MHz)	(%)	(dB)	(dBi)
2400	22.81	-6.42	-1.75
2410	25.21	-5.98	-1.4
2420	28.32	-5.48	-0.95
2430	31.58	-5.01	-0.67
2440	33.43	-4.76	-0.69
2450	34.92	-4.57	-0.64
2460	33.74	-4.72	-0.45
2470	36.21	-4.41	0.4
2480	40.05	-3.97	2.0
2490	42.88	-3.68	1.24
2500	43.67	-3.6	1.1

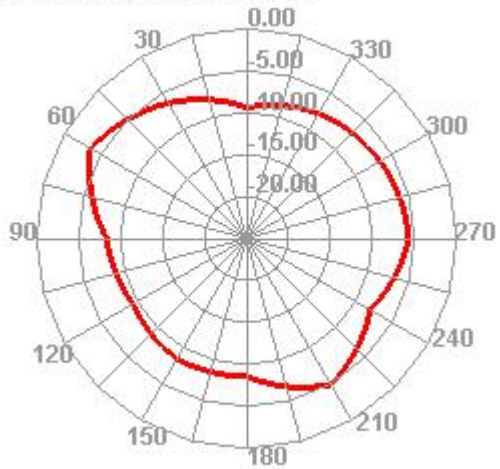
2410.000MHz



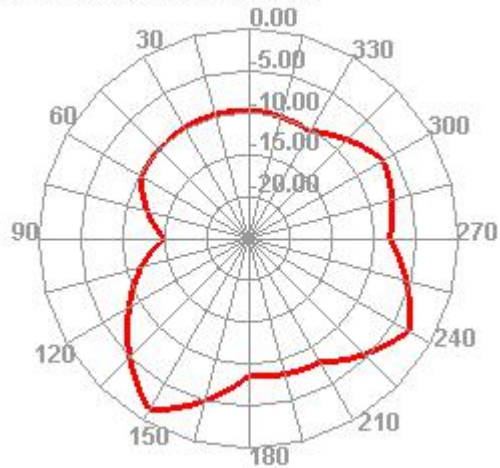
2410.000MHz H



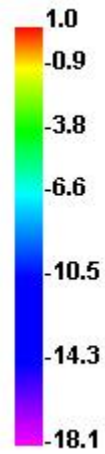
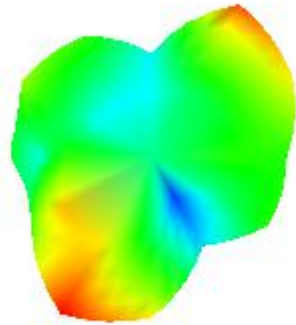
2410.000MHz E1



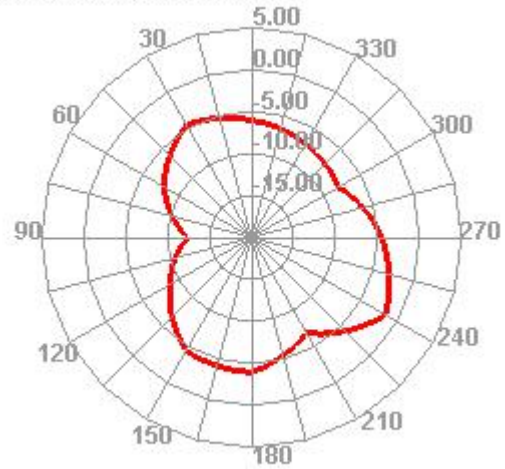
2410.000MHz E2



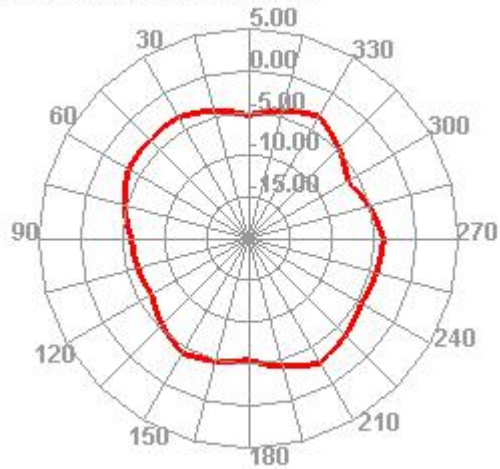
2480.000MHz



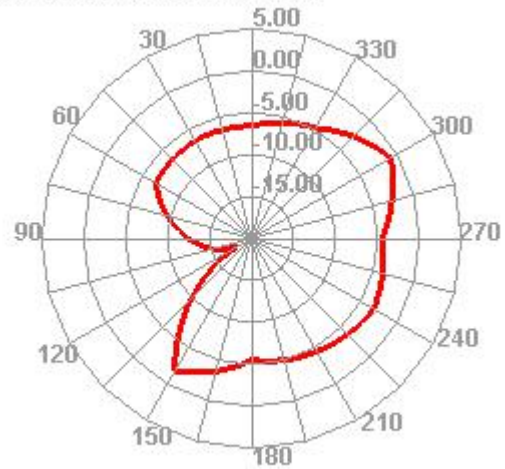
2480.000MHz H



2480.000MHz E1



2480.000MHz E2

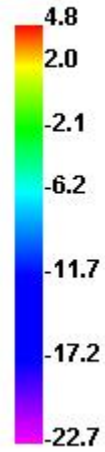
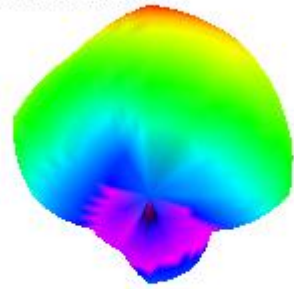


5GWiFi antenna efficiency WIFI-1				Passive Test For WII5.8							
Freq	Effi	Effi	Gain	Freq	Effi	Effi	Gain	Freq	Effi	Effi	Gain
(MHz)	(%)	(dB)	(dBi)	(MHz)	(%)	(dB)	(dBi)	(MHz)	(%)	(dB)	(dBi)
5150	51.97	-2.84	0.37	5390	49.56	-3.05	3.82	5630	44.52	-3.51	1.88
5160	46.77	-3.3	1.31	5400	57.25	-2.42	4.23	5640	46.08	-3.36	1.76
5170	42.08	-3.76	0.73	5410	61.23	-2.13	4.43	5650	48.03	-3.18	1.37
5180	41.68	-3.8	0.61	5420	63.63	-1.96	4.62	5660	46.75	-3.3	2.00
5190	54.5	-2.64	1.32	5430	58.09	-2.36	4.17	5670	47.14	-3.27	0.94
5200	49.64	-3.04	0.12	5440	58.13	-2.36	4	5680	42.99	-3.67	1.17
5210	47	-3.28	0.73	5450	55.79	-2.53	4.07	5690	43.1	-3.66	1.03
5220	40	-3.98	1.17	5460	56.35	-2.49	4.08	5700	43.07	-3.66	1.11
5230	42.48	-3.72	1.88	5470	57.96	-2.37	4.14	5710	41.35	-3.84	0.63
5240	49.41	-3.06	2	5480	56.61	-2.47	4.15	5720	41.28	-3.84	0.25
5250	47.93	-3.19	1.17	5490	58.71	-2.31	4.33	5730	41.37	-3.83	0.84
5260	48.4	-3.15	1.39	5500	56.34	-2.49	4.15	5740	38.95	-4.1	0.55
5270	41.27	-3.84	1.71	5510	52.91	-2.76	3.97	5750	37.52	-4.26	0.46
5280	41.83	-3.79	0.47	5520	56.8	-2.46	4.24	5760	33.57	-4.74	0.54
5290	46.52	-3.32	1.16	5530	52.5	-2.8	3.92	5770	34.15	-4.67	0.8
5300	44.45	-3.52	3.83	5540	57.83	-2.38	4.41	5780	31.29	-5.05	0.33
5310	52.28	-2.82	4.49	5550	55.74	-2.54	4.26	5790	32.09	-4.94	1.38
5320	50.63	-2.96	4.77	5560	52.28	-2.82	4.12	5800	30.28	-5.19	1.02
5330	45.85	-3.39	3.9	5570	51.36	-2.89	4.03	5810	28.18	-5.5	1.81
5340	49.91	-3.02	4.24	5580	49.02	-3.1	3.89	5820	27.16	-5.66	1.73
5350	47.56	-3.23	3.82	5590	51.58	-2.88	4.24	5830	26.13	-5.83	1.7
5360	56.41	-2.49	4.53	5600	51.5	-2.88	4.35	5840	25.63	-5.91	1.35
5370	57.1	-2.43	4.96	5610	48.62	-3.13	4	5850	24.75	-6.06	1.62
5380	52.33	-2.81	4.31	5620	49.33	-3.07	4.07				

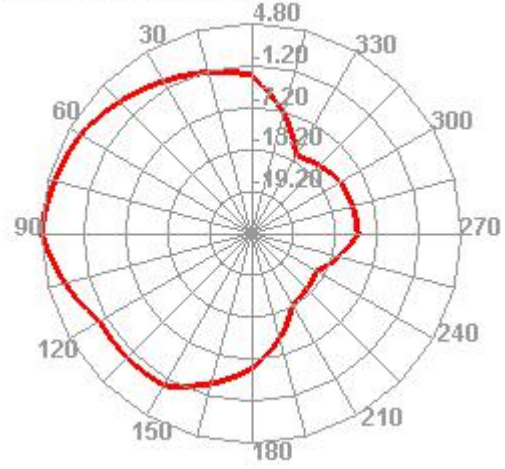
Antenna Solutions



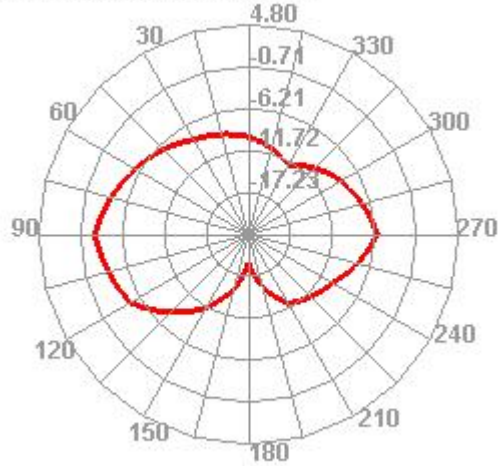
5150.000MHz



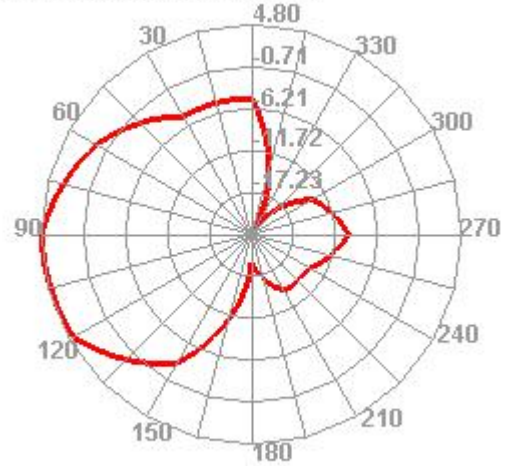
5150.000MHz H



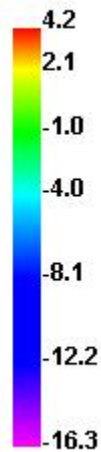
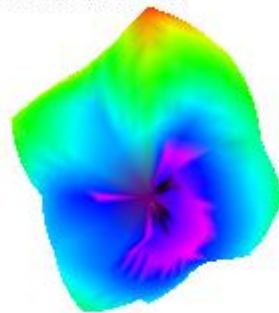
5150.000MHz E1



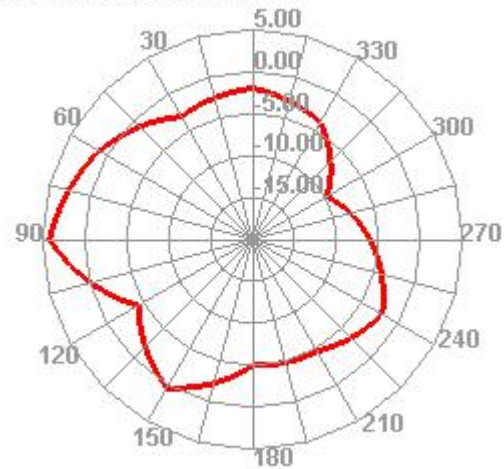
5150.000MHz E2



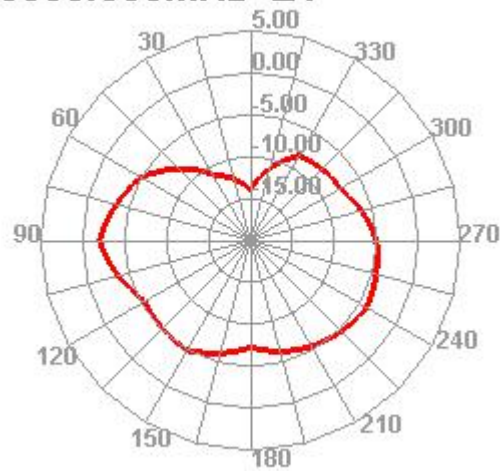
5500.000MHz



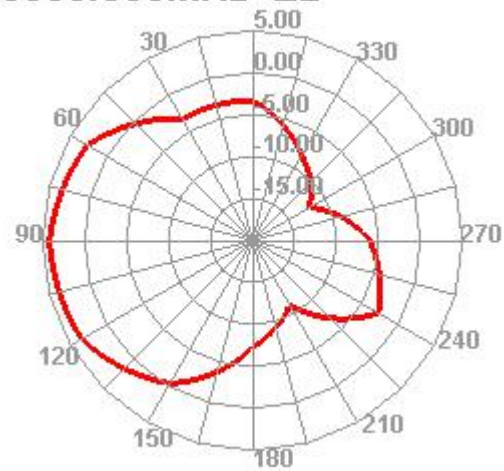
5500.000MHz H



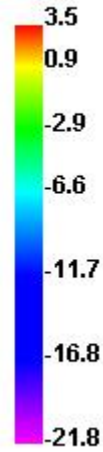
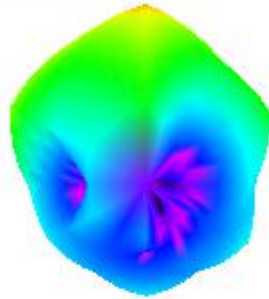
5500.000MHz E1



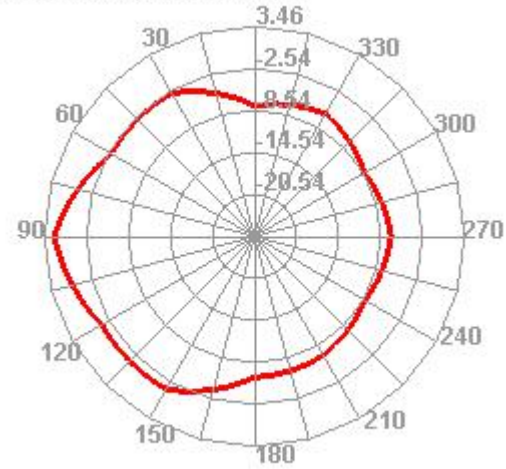
5500.000MHz E2



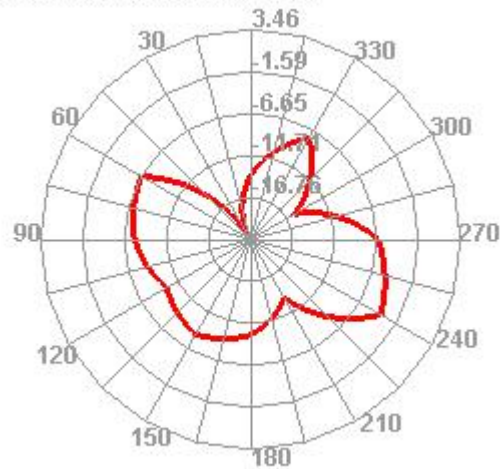
5750.000MHz



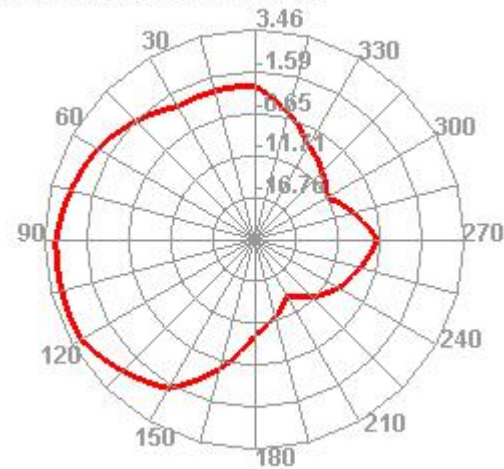
5750.000MHz H



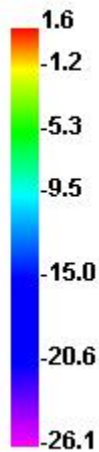
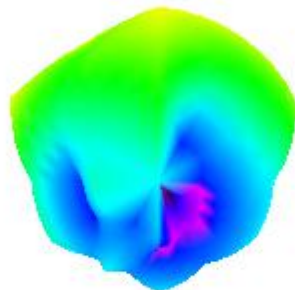
5750.000MHz E1



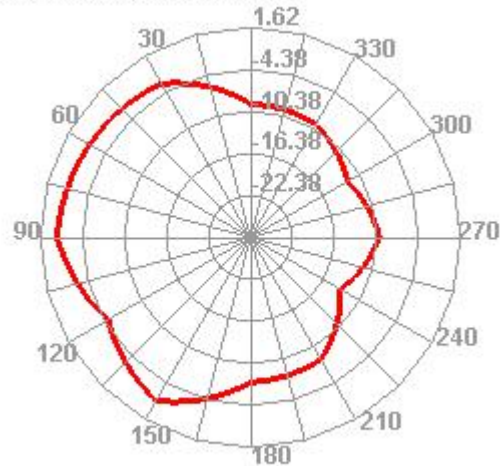
5750.000MHz E2



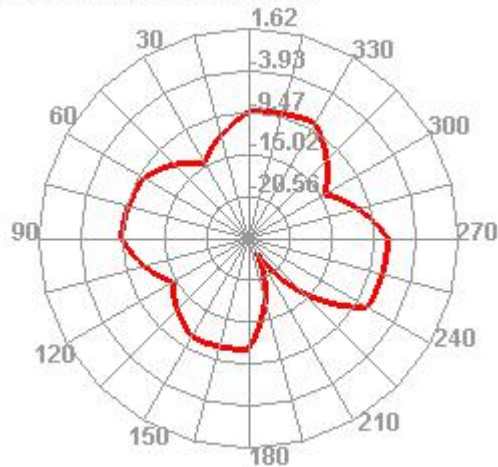
5850.000MHz



5850.000MHz H



5850.000MHz E1



5850.000MHz E2

