

# TEETH WHITENING TECH KIT

glo lit

*POWERED BY GUIDED LIGHT OPTICS*



User Manual



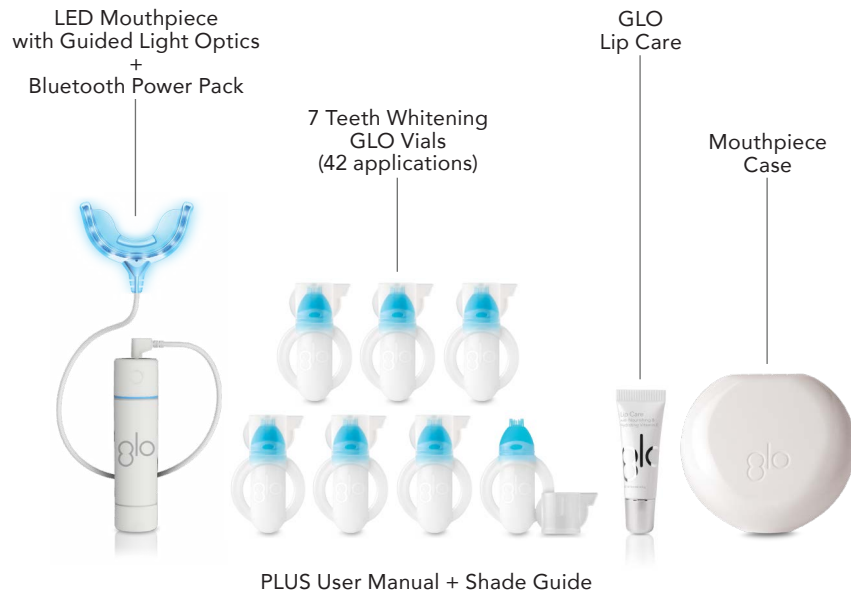
Bluetooth-Enabled Smileware



## User Manual Contents

What You'll Find Inside .....	3
About GLO Science .....	4
Meet GLO Lit .....	5
Guided Light Optics Smileware Technology .....	6
GLO Vials .....	7
Pairing with the GLO Whitening App .....	8
Charging and Indicator Light Key .....	9
Quick Start Guide .....	10
Tips & FAQs .....	12
Cleaning and Care .....	14
User Assistance Information .....	14
Ingredients.....	15
GLO Good .....	16
Warranty.....	18
Electrical Specifications.....	19
Device Registration .....	19

## What You'll Find Inside



## General Warnings and Cautions

Read manual before using this product – not doing so may result in an unsafe condition and/or ineffective experience.

## We're GLO Science

GLO Science is dedicated to developing innovative advances in oral health care and smile beauty, backed by science, for use in the professional dental practice and at home. We believe in the life-changing power of a beautiful, healthy, white smile.

## Meet the Founders

GLO Science was founded by husband and wife power team, Dr. Jonathan B. Levine and Stacey Levine. As business partners and visionaries, the Levines bring together a unique combination of expertise in professional oral health care and prestige beauty.



In clinical practice for over 30 years, Dr. Jonathan B. Levine holds 23 patents and 5 patents pending. New York City's top aesthetic dentist, Dr. Levine is a noted oral health expert, author, NYU professor, social entrepreneur and visionary inventor.

Stacey Levine is a creative visionary whose passionate approach to guiding a brand from concept to reality led to the creation of GLO Science and the GLO® brand.

The Levines also founded the GLO Good Foundation to provide free oral health care to those in need around the world. They are proud that GLO Science and GLO Good are changing lives by helping more people achieve and showcase their most confident smiles.

## Meet GLO Lit

Introducing GLO Lit – the brightest way to a whiter, happier smile from GLO Science! A revolutionary approach to teeth whitening, GLO Lit is designed to fit your #connected lifestyle and put you in control of your whitening experience. Get the *Lit* results you want, when you want them. Every. Single. Time.

GLO Lit's proven **Smileware Technology** is affordable and **ultra user friendly**. It connects with the **GLO Whitening App** to customize, guide, and track your treatments so you are always ready to flash a brilliant smile.

Powered by **G.L.O. (Guided Light Optics)**, GLO Lit harnesses the energy of **safe LED light** to quickly, painlessly, and super effectively accelerate your results. Forget uncomfortable trays, drippy gels, and messy strips. Simply brush on our patented GLO Vial whitening gel, pop in the GLO Lit mouthpiece, and you'll be GLOing in minutes!

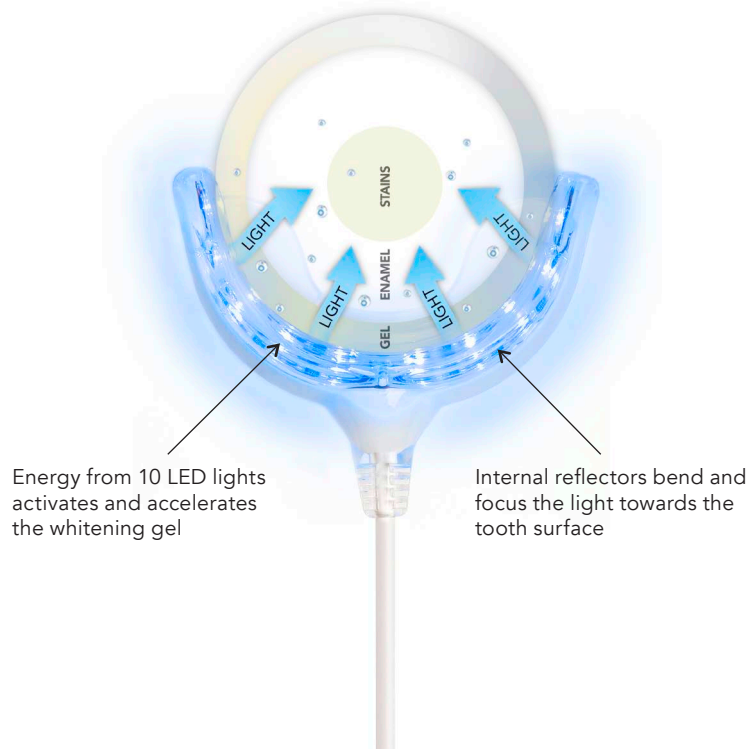
Plus, when you GLO, you help someone else smile too! **10% of GLO Lit profits are donated** to provide free dental care for at-need communities around the globe through the GLO Good Foundation.

At GLO, our motto is to smile, connect, and be happy. With GLO Lit, a beaming white smile is just a tap away!



## Guided Light Optics Smileware Technology

GLO Lit's proven Guided Light Optics (G.L.O.) Smileware Technology harnesses the energy of safe 470 nm LED light to surround each tooth with more whitening power for accelerated results.



## GLO Vials

Featuring air-tight technology, each pocket-sized GLO Vial delivers 6 doses of always-fresh whitening gel – no messy strips needed. Simply brush-on and you're GLOing, anytime, anywhere!



## Pairing with the GLO Whitening App



GLO Lit gives you hassle-free whitening optimized by the easy GLO Whitening App. Simply download and connect to preview results, customize treatments, track progress, and more. It's like your own personal whitening assistant!

### Connect & Smile!

The GLO Whitening App puts you in control of your own customized whitening program. Download and get started today!



### App Pairing Instructions:

1. Make sure your GLO Lit Power Pack is fully charged (see next page).
2. Download the GLO Whitening App from  or .
3. On your mobile device, go to Settings > Bluetooth. Turn on Bluetooth and open the GLO Whitening App.
4. Press the button on your GLO Lit Power Pack once to power on. The indicator light will illuminate white. You are ready to #connect.
5. Select 'Get Started' in the App to begin device set up.
6. Select your device from the dropdown menu in the App and then select 'Continue.'
7. Pairing between the App and the Power Pack happens automatically and is complete when you see a solid blue indicator light on your Power Pack.
8. You are ready to GLO! Use the App to set up your whitening treatment plan and begin GLOing!

 Bluetooth-Enabled Smileware

## Power Pack Charging and Indicator Light Key

Leave your Power Pack charging whenever it is not in use so it will always be ready. Your Power Pack can charge in any USB port. Simply remove the cap on the bottom to reveal the USB and plug in to the nearest USB port (wall adapter, car, computer, etc.). The indicator light will blink white while charging and become solid blue when fully charged. The Power Pack takes roughly 1 hour to reach full charge.

**SOLID WHITE** indicator light  
power pack is on/ready

**BLINKING WHITE** indicator light  
charging

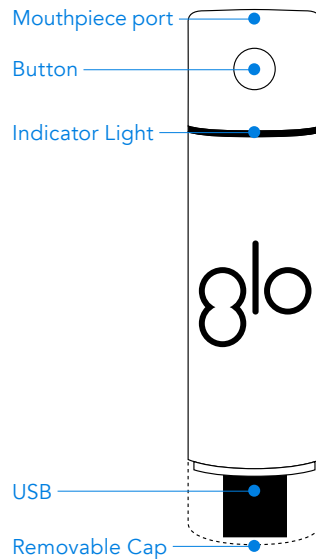
**SOLID BLUE** indicator light  
connected to the app and/or in use  
with the mouthpiece

**BLINKING BLUE** indicator light  
final 10 seconds of whitening application  
(mouthpiece will shut off after 8 minutes)

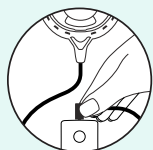
**BLINKING RED** indicator light  
not enough power, must charge

#### Power Button:

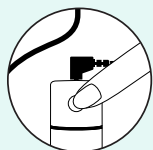
Press silver button ONCE to turn Power Pack ON.  
Press silver button ONCE to turn Mouthpiece ON.  
Press silver button ONCE to turn Mouthpiece OFF.  
Press silver button TWICE to turn Power Pack OFF.



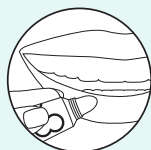
## Quick Start Guide to GLO Lit



**1.** Plug mouthpiece into fully charged Power Pack and press silver button once to turn on. Indicator light will be solid white.



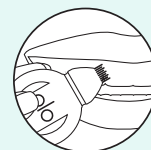
**2.** Pair Power Pack with App (press and hold button for 3 seconds, indicator light will blink blue until it becomes solid indicating pairing is complete – see detailed instructions on page 8).



**3.** Apply Lip Treatment.



**4.** Pull off GLO Vial cap and squeeze small bead of gel (1/2 pea size for each arch) onto brush tip applicator.



**5.** Brush thin layer of gel on top and bottom teeth, fronts only (a little goes a long way!).




**6.** Insert mouthpiece into mouth and start your whitening session using the GLO App. Mouthpiece will illuminate. Reapply whitening gel and repeat.

The App will time each application for 8 minutes and turn the mouthpiece off when complete. After you have finished your final application, press silver button twice to turn Power Pack off and plug it in to a USB port to recharge.

### For Best Results

**Complete three 8-minute applications in a row each day for a total of 7-14 days, depending on your starting shade and desired results.** Your teeth will get whiter with each application. Individual results may vary – every smile is unique!

To PAUSE an application, tap the pause symbol  in the App.

To RESTART an application, tap the restart symbol  in the App.

**GLO Tip:** Maintain a relaxed jaw and swallow as usual while whitening.

### Don't have access to a Smartphone?




#### Here's how to use your GLO Lit device without the App:

1. Plug mouthpiece into charged Power Pack
2. Press button once for solid white indicator light
3. Press button again to turn on mouthpiece, indicator light will be solid blue and mouthpiece will illuminate for 8 minutes
4. Indicator light will blink blue when mouthpiece is about to turn off
5. Press button twice to shut down
6. Repeat for next 8-minute application.

To stop in the middle of an application, simply press button once to turn off mouthpiece and remove from mouth. Do not unplug mouthpiece while the Power Pack is on. Press button twice to turn Power Pack off and plug it in to a USB port to recharge.

## Tips and FAQs

### GENERAL TIPS

-  Brush your teeth before you GLO
-  Wait 20 minutes after final application before eating and drinking
-  For best results, avoid food and drinks that stain your teeth during your whitening program. Anything that can stain a white t-shirt can stain your teeth. If you can't change your diet or habits, use GLO Vials to remove stains before they set after meals, snacks, or drinks.

### RESULTS & EXPECTATIONS

#### How white can I get my smile and how long will it take?

Your teeth will get whiter with each application, so the more you GLO, the whiter your teeth will get. Keep in mind that everyone's smile is unique and there are many factors involved including age, genetics, and lifestyle, so some people's teeth will whiten faster and some will take more time.

#### Will my teeth look too white or unnatural?

No. The good news is that you control your shade of white so you can get the ideal shade just for you!

#### What if I want even faster results?

Visit a GLO Dentist for our professional-strength teeth whitening products and treatments. You can find a GLO Dentist at [glowhiten.com](http://glowhiten.com).

### SPECIAL CIRCUMSTANCES

#### Can I use GLO Lit with braces?

We don't recommend using the device while you have braces but you can use GLO Vials on their own to whiten during orthodontic treatment. The device is perfect to use as soon as you get your braces off for a straight, white smile!

#### Will GLO Lit work on crowns, bridges, veneers and other dental work?

Yes, GLO Lit will safely lift stains and return them to their original shade.

### WHITENING GEL:

#### Can I swallow when the gel is on my teeth?

Yes! Swallow as you normally would when the gel is on your teeth and/or the mouthpiece is in your mouth. The whitening gel is designed to stay put on your teeth until it evaporates and dissolves.

#### Do I need to apply the GLO Lip Care before each session?

We recommend applying the Lip Care to keep your lips nourished and hydrated while whitening.

#### What if my teeth have been sensitive to other whitening products?

GLO whitening gel is specially formulated to be sensitivity free. It is free of alcohol and carbamide peroxide and is designed to stay put on teeth and off gums and soft tissue.

### DEVICE:

#### Will the light from the mouthpiece affect my skin?

No, there is no UV light component. The light is 470 nm wavelength (blue) light generated by LEDs inside the mouthpiece.

#### Do I bite down on the mouthpiece when it is in my mouth?

Yes, bite down gently to keep the mouthpiece in place and relax your lips and jaw.

#### How long will my Power Pack last when fully charged?

When fully charged, your Power Pack will last at least 4 change sessions to applications. We recommend that you always turn your Power Pack OFF and return it to charge when not in use to make sure it is always ready to GLO.

#### Can I use the device while charging the control?

No. For your safety, the Power Pack will not turn on while charging.

#### What do I do if my mouthpiece will not light up?

Check to be sure the mouthpiece cord is securely plugged into a charged Power Pack that is powered on and that you have pressed the power button again to illuminate the mouthpiece.

#### Is GLO Lit registered with the FDA?

Yes, the GLO Lit Teeth Whitening Device is a Class 1 Medical Device and has been registered with the FDA.

See additional information on our website at [glowhiten.com](http://glowhiten.com). If you are having difficulty with your device, please email [info@gloscience.com](mailto:info@gloscience.com) or call **855-456-5976**.

## Cleaning and Care

### LED Mouthpiece

- After use, rinse mouthpiece with warm water and let dry.
- Avoid wetting the connector at the end of the mouthpiece cable.
- Allow mouthpiece to dry prior to returning it to the mouthpiece case.

### GLO Lit Bluetooth Power Pack

- The Bluetooth Power Pack may be cleaned with a dry (or damp) cloth.
- DO NOT SUBMERGE THE POWER PACK IN ANY LIQUID.
- Avoid wetting the USB port or the receptacle for the mouthpiece cable.

### Maintenance and Calibration

Other than cleaning and charging, the GLO Lit Power Pack and Mouthpiece do not require any maintenance or calibration.

## User Assistance Information

We are committed to making you smile!

At GLO Science, we stand behind the quality of our products and want to ensure that your GLO Lit device works perfectly. We are excited for you to GLO knowing that your smile will get brighter and whiter – and that you will share your smile with confidence!

Learn more at [glowhiting.com](http://glowhiting.com), call us at **855-456-5976** or email us at [info@gloscience.com](mailto:info@gloscience.com) and a GLO expert will be happy to assist you.

## Ingredients

### Teeth Whitening GLO Vials

Our whitening gel is specially formulated to be safe, effective, and sensitivity-free! It is also vegan, gluten-free, alcohol-free and does not contain carbamide peroxide. Plus, it features a refreshing mint flavor you will love!



**Ingredients:** Distilled Water, Polyethylene Glycol, Hydrogen Peroxide, Potassium Nitrate, Glycerin, Edetate Disodium, Sodium Saccharin, Sodium Fluoride, Sodium Hydroxide, Flavor.

### GLO Lip Care

You are in for a treat! GLO Lip Care features a superior blend of vitamins and antioxidants to moisturize, nourish, repair, and protect your lips. Featuring African shea butter, aloe, COQ10, and vitamin E to leave your lips soft and smooth. Perfect for everyday use and before any whitening treatment.



**Ingredients:** Ricinus Communis (Castor) Seed Oil, Beeswax, Mentha Piperita (Peppermint) Leaf, Stearalkonium Hectorite, Butyrospermum Parkii (Shea) Butter\*, Vanilla Planifolia Fruit Extract, Menthol, Alcohol, Aloe Barbadensis Leaf Juice\*, Copernicia Cerifera (Carnauba) Wax, Tocopherol, Ammonium Glycyrhizate, Ubiquinone. \*Organic

**Warnings:** If irritation (such as redness, swelling, soreness) of the gums or the mouth occurs, discontinue use and consult a dentist. Products containing peroxides are not recommended for use by children under 12 years of age or by pregnant or breastfeeding women. Use for periods of longer than 14 days is to be only under the supervision of a dentist. Avoid swallowing the cosmetic or part thereof. Avoid contact of the product with the eye. Avoid direct contact of the active surface of the tooth whitening product with the gums and/or salivary flow.

**Cautions:** Consult with a dental professional before use if you have untreated dental cavities or any form of gum disease. If gum irritation occurs, stop using the product and contact your dental professional. Avoid getting the gel on fabric or clothing as it may lead to discoloration.

Teeth Whitening GLO Vials are Made in the USA  
GLO Lip Care is Made in the USA  
GLO Mouthpiece is Designed in the USA and Made in China  
GLO Power Pack is Designed in the USA and Made in China

GLO Science, Inc.  
10 W. 37th Street  
New York, NY 10018  
855-GLO-5976 (855-456-5976)  
[www.gloscience.com](http://www.gloscience.com)  
[info@gloscience.com](mailto:info@gloscience.com)



## GLO Good Foundation

GLO Science founders, Dr. Jonathan B. Levine and Stacey Levine, started the GLO Good Foundation to bring oral health initiatives to underserved populations and end the global oral health crisis. GLO Good focuses on 4 pillars:



### Tools

Give people the knowledge and tools to take charge of their oral health



### Treatment

Provide underserved communities with access to free oral health care, taking people out of pain and restoring their smiles

## Get A Smile, Give A Smile

### Giving the Gift of Healthy Smiles through the GLO Good Foundation

We are proud to donate 10% of GLO Lit profits to provide free dental care to those in need through the GLO Good Foundation.



### Mentorship

Grow leaders to have a sustainable impact on the oral and systemic health of their communities



### Empowerment

Change lives through the gift of beautiful, healthy, confident smiles

GLO Good has partnered with Help USA, Foundation Rwanda, Health Corps, Harlem Children's Zone, LA Cares, and Let Love Rule Foundations to provide access to care and tools to those in need.

# 3000+ smiles and counting!

Photos: ©2017 Mathieu Bitton

## GLO One Year Limited Warranty

GLO Science™ Inc. commits to the original retail purchaser that we will replace your GLO Lit Device and/or components within one year from the date of purchase, for any manufacturing defect in the GLO Lit Power Pack or Mouthpiece. If the model you purchased is unavailable, we will replace the product with the most recent model.

For troubleshooting assistance or to initiate a return for defective product, please email [info@gloscience.com](mailto:info@gloscience.com) or call 855-GLO-5976 (855-456-5976).

### Our GLO Limited Warranty does not cover any of the following

- Defects, damage or other conditions caused, in whole or in part, by misuse, abuse, neglect, negligence, alteration, accident, freight damage, improper repair, improper maintenance, improper, abnormal or excessive use and/or failure to obtain a replacement in a timely manner, as prescribed by GLO Science Inc.
- Defects or damages that are a result of an act of nature (such as a flood or earthquake) or acts of war or terrorism.
- Damage resulting from improper use of parts or accessories that are not compatible with the GLO Lit Device and/or components, including but not limited to the breakage or fracture of the GLO Lit Device and/or components by any reason other than by manufacturing defect.
- Ordinary wear and tear on GLO Lit Device and/or components.
- Defects or damages as a result of any modification of GLO Lit Device and/or components.
- Cosmetic damage, including scratches or dents.
- Accessories or parts that are not those of GLO Science.
- Products purchased, new or used, from unauthorized distributors or through unauthorized distribution channels.
- Damage resulting from use of GLO Lit Device with a voltage source, other than the voltage source supplied with the GLO Lit Device.
- GLO Science's only obligation under this warranty is the replacement of defective material that comprises the GLO Lit Mouthpiece and the GLO Lit Power Pack. GLO Science shall not be liable and hereby disclaims any direct, special, indirect, incidental, exemplary or consequential damages or delays or losses under any other legal theory, including but not limited to, loss of use, loss of revenue, or loss of profits.

### Warranty Disclaimer

This warranty is GLO Science's only warranty and is in lieu of all other warranties, express or implied. GLO Science makes no implied warranties of any kind, including any implied warranties or merchantability or fitness for a particular purpose.

## Electrical Specifications

This device complies with Part 15 of the FCC Rules. Operation is subject to the following two conditions: (1) this device may not cause harmful interference, and (2) this device must accept any interference received, including interference that may cause undesired operation.

This device uses standard charging voltage of 5VDC and current of 0.3A and has no EDI (Electronic Data Interchange) between the USB and any computer. This equipment has been tested and found to comply with the limits for a Class B digital device, pursuant to part 15 of the FCC rules. These limits are designed to provide reasonable protection against harmful interference in residential installation. This equipment generates, uses and can radiate radio frequency energy and, if not installed and used in accordance with the instructions, may cause harmful interference to radio communications. However, there is no guarantee that interference will not occur in a particular installation. If this equipment does cause harmful interference to radio or television reception, which can be determined by turning the equipment off and on, the user is encouraged to try to correct the interference by one of the following measures:

- Reorient or relocate the receiving antenna
- Increase the separation between the equipment and the receiver
- Connect the equipment into an outlet on a circuit different from that to which the receiver is connected
- Consult the dealer or an experienced radio/TV technician for help

Warning: Changes or modifications to this unit not expressly approved by the party responsible for compliance could void the user's authority to operate the equipment.

**Battery Disposal Instructions:** Batteries should be recycled or disposed of as per state and local guidelines.

GLO (stylized), GLO Lit, and Smileware Technology are Registered Trademarks of GLO Science, Inc. GLOing, GLO Vial, G.L.O and Guided Light Optics are Trademarks/ServiceMarks of GLO Science, Inc. All rights reserved.

Register your device at [glowhitening.com/register](https://glowhitening.com/register)

Smile more

Laugh more

Connect more

**Follow us!**

#getgloing | learn more at [glowhitening.com](http://glowhitening.com)

 [glosciencenyc](https://www.instagram.com/glosciencenyc)  [GLOScience](https://www.facebook.com/GLOScience)  [gloscience](https://www.youtube.com/gloscience)  [@GLO\\_Science](https://twitter.com/GLO_Science)