



Test Setup Photo

1.1 Conducted Emissions at AC Power Line (150kHz-30MHz) Test Setup





1.2 Radiated Emissions which fall in the restricted bands Test Setup





1.3 Radiated Spurious Emissions Test Setup



1.4 RF Conducted Emissions Test Setup

