




BUREAU VERITAS

Test Report No.: FM190730N004



# RF EXPOSURE REPORT

Applicant	MMD HONG KONG HOLDING LIMITED.
Address	UNITS 1006-1007,10/F, C-BONS INTERNATIONAL CENTER 108 WAI YIP STREET, KWUN TONG KOWLOON HONG KONG

Manufacturer or Supplier	MMD HONG KONG HOLDING LIMITED.
Address	UNITS 1006-1007,10/F, C-BONS INTERNATIONAL CENTER 108 WAI YIP STREET, KWUN TONG KOWLOON HONG KONG
Product	Soundbar Speaker
Brand Name	
Model	TAPB603/37
Additional Model & Model Difference	TAPB603/xx(xx=blank or /00 to /99, denoted for different country destination)
Date of tests	Aug. 01, 2019 ~ Aug. 09, 2019

- FCC Part 2 (Section 2.1091)
- KDB 447498 D01
- IEEE C95.1

**CONCLUSION: The submitted sample was found to COMPLY with the test requirement**

Tested by Breeze Jiang Project Engineer / EMC Department	Approved by Glyn He Supervisor/ EMC Department
	  Date: Aug. 14, 2019

This report is governed by, and incorporates by reference, CPS Conditions of Service as posted at the date of issuance of this report at <http://www.bureauveritas.com/home/about-us/our-business/cps/about-us/terms-conditions/> and is intended for your exclusive use. Any copying or replication of this report to or for any other person or entity, or use of our name or trademark, is permitted only with our prior written permission. This report sets forth our findings solely with respect to the test samples identified herein. The results set forth in this report are not indicative or representative of the quality or characteristics of the lot from which a test sample was taken or any similar or identical product unless specifically and expressly noted. Our report includes all of the tests requested by you and the results thereof based upon the information that you provided to us. Measurement uncertainty is only provided upon request for accredited tests. You have 60 days from date of issuance of this report to notify us of any material error or omission caused by our negligence or if you require measurement uncertainty; provided, however, that such notice shall be in writing and shall specifically address the issue you wish to raise. A failure to raise such issue within the prescribed time shall constitute you unqualified acceptance of the completeness of this report, the tests conducted and the correctness of the report contents.

Bureau Veritas Shenzhen Co., Ltd.  
Dongguan Branch

No. 34, Chenwulu Section, Guantai Rd., Houjie  
Town, Dongguan City,  
Guangdong 523942, China

Tel: +86 769 8998 2098  
Fax: +86 769 8593 1080  
Email: [customerservice.dg@cn.bureauveritas.com](mailto:customerservice.dg@cn.bureauveritas.com)



## Table of Contents

RELEASE CONTROL RECORD .....	3
1. CERTIFICATION.....	4
2. RF EXPOSURE LIMIT .....	5
3. MPE CALCULATION FORMULA.....	5
4. CLASSIFICATION .....	5
5. ANTENNA GAIN .....	6
6. CALCULATION RESULT OF MAXIMUM CONDUCTED POWER.....	6



**BUREAU**  
**VERITAS**

Test Report No.: FM190730N004

## RELEASE CONTROL RECORD

ISSUE NO.	REASON FOR CHANGE	DATE ISSUED
FM190730N004	Original release	Aug. 14, 2019


**Bureau Veritas Shenzhen Co., Ltd.**  
**Dongguan Branch**

No. 34, Chenwulu Section, Guantai Rd., Houjie  
Town, Dongguan City,  
Guangdong 523942, China

Tel: +86 769 8998 2098  
Fax: +86 769 8593 1080  
Email: [customerservice.dg@cn.bureauveritas.com](mailto:customerservice.dg@cn.bureauveritas.com)



## 1. CERTIFICATION

<b>FCC ID:</b>	2AR2STAPB603
<b>PRODUCT:</b>	Soundbar Speaker
<b>BRAND NAME:</b>	
<b>MODEL NO.:</b>	TAPB603/37
<b>ADDITIONAL NO.:</b>	TAPB603/xx(xx=blank or /00 to /99, denoted for different country destination)
<b>APPLICANT:</b>	MMD HONG KONG HOLDING LIMITED.
<b>STANDARDS:</b>	FCC Part 2 (Section 2.1091)
	KDB 447498 D01
	IEEE C95.1

Note: Additional models (see above table) are identical with the test model TAPB603/37 except the model number for marketing purpose.



## 2. RF EXPOSURE LIMIT

### LIMITS FOR MAXIMUM PERMISSIBLE EXPOSURE (MPE)

FREQUENCY RANGE (MHz)	ELECTRIC FIELD STRENGTH (V/m)	MAGNETIC FIELD STRENGTH (A/m)	POWER DENSITY (mW/cm <sup>2</sup> )	AVERAGE TIME (minutes)
<b>LIMITS FOR GENERAL POPULATION / UNCONTROLLED EXPOSURE</b>				
300-1500	...	...	F/1500	30
1500-100,000	...	...	1.0	30

F = Frequency in MHz

## 3. MPE CALCULATION FORMULA

$$Pd = (Pout * G) / (4 * pi * r^2)$$

where

Pd = power density in mW/cm<sup>2</sup>

Pout = output power to antenna in mW

G = gain of antenna in linear scale

Pi = 3.1416

R = distance between observation point and center of the radiator in cm

## 4. CLASSIFICATION

The antenna of this product, under normal use condition, is at least 20cm away from the body of the user. So, this device is classified as **Mobile Device**.



## 5. ANTENNA GAIN

The antennas provided to the EUT, please refer to the following table:

Transmitter Circuit	Peak Gain (dBi)	Antenna Type
Chain 0	-2.0	PCB Antenna

## 6. CALCULATION RESULT OF MAXIMUM CONDUCTED AV POWER

The tuned conducted Average Power (declared by client)

Mode	Frequency (MHz)	Target Power (dBm)	Tolerance (dBm)	Lower Tolerance (dBm)	Upper Tolerance (dBm)
GFSK	2402-2480	0	+/-2	-2	2
8DPSK	2402-2480	0	+/-2	-2	2

The measured conducted Average Power

Mode	Frequency (MHz)	Averaged Power (dBm)
GFSK	2480	0.96
8DPSK	2480	0.33

FREQUENCY BAND (MHz)	MAX AVERAGE POWER (dBm)	ANTENNA GAIN (dBi)	DISTANCE (cm)	POWER DENSITY (mW/cm <sup>2</sup> )	LIMIT (mW/cm <sup>2</sup> )
2402-2480	2	-2.0	20	0.0002	1.0

--- END ---