



Set-Up for Conducted Emission Test



Frequency Range < 0.15MHz~30MHz >






Set-Up for Radiated Emission Test

Frequency Range < 30MHz~1GHz >





Frequency Range < Above 1GHz >





DFS Test Setup

