

ATS2853 Antenna Specification

Quick Reference Data

	Antenna on the system board	
Frequency Range	2400 ~ 2500MHz	
Ant. Port Input Pwr. (dBm)	2 (Typ. BT class2 output power)	
Efficiency (%)	>50%	
Gain (dBi)	1.03(Avg. Gain)	
Max Gain(dBi)	1.19 (The maximum gain of the entire sphere)	
Input Impedence (ohm)	50	
Polarization Type	Vertical & Horizontal	
V.S.W.R	< 1.5	

All the technical data and information contained herein are subject to change without prior notice

Antenna Layout on the system board

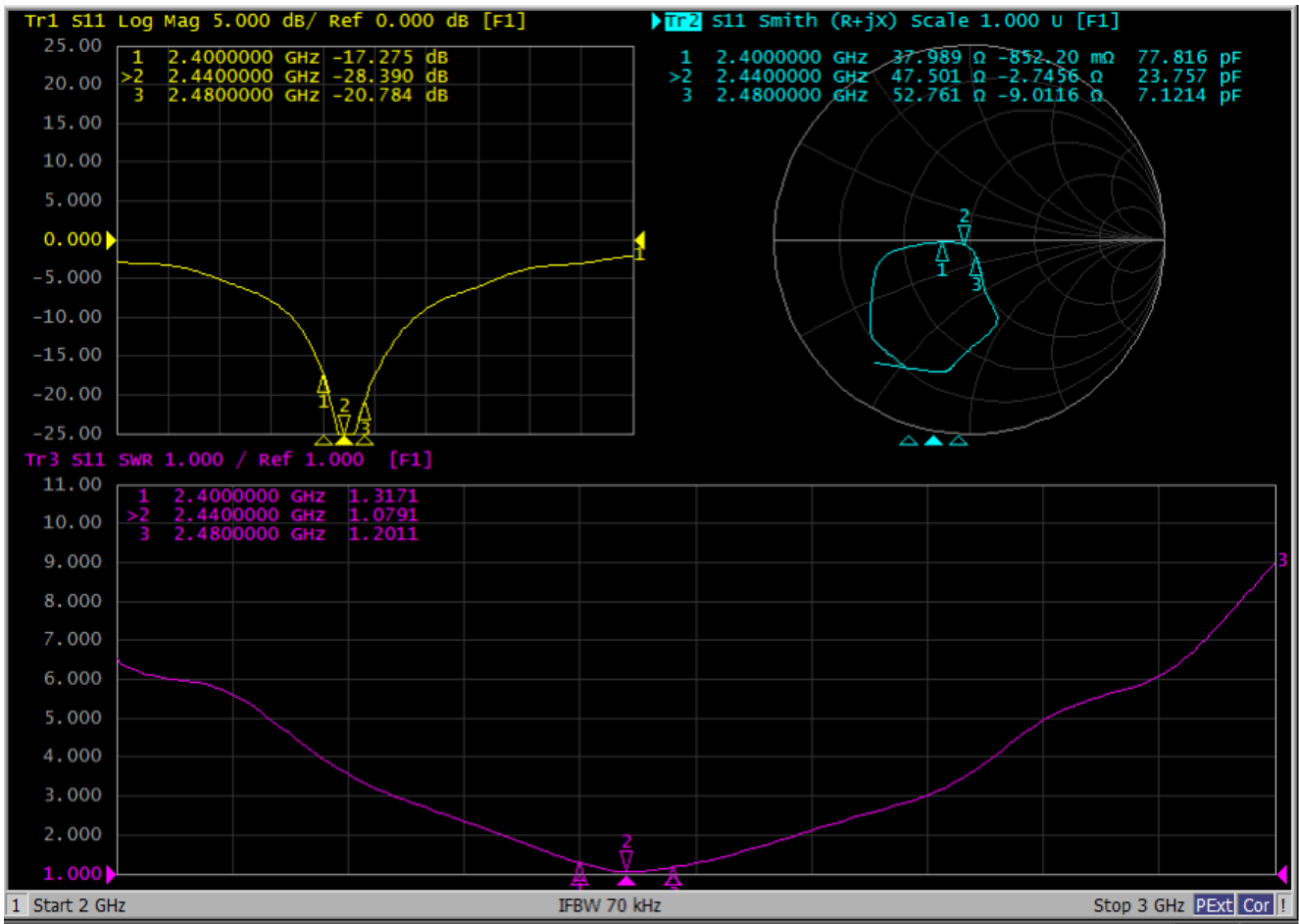


Antenna Gain


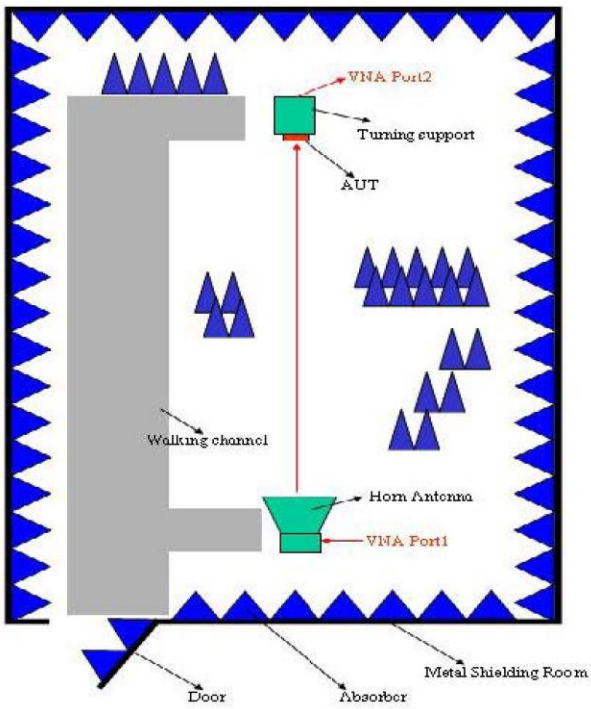
Gain Table

Unit in dBi	XY-plane	YZ-plane	XZ-plane
	Peak	Peak	Peak
2400MHz	-0.45	0.02	0.04
2440MHz	-0.02	0.10	0.64
2480MHz	-0.14	-0.95	0.46

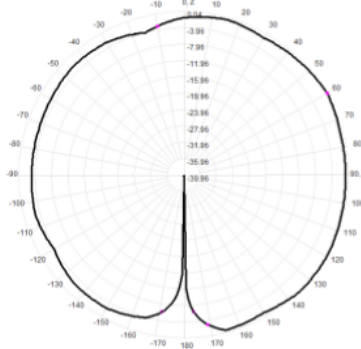
Return Loss



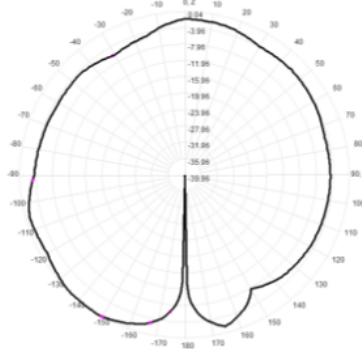
The Environment of Antenna Radiation Pattern



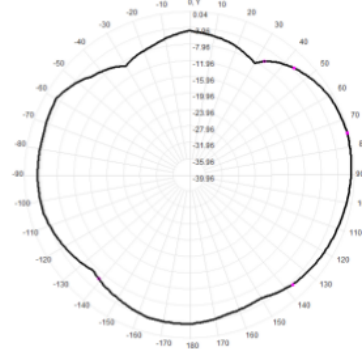
2400.0MHz Total(E1-XZ), Max= 0.04dBi



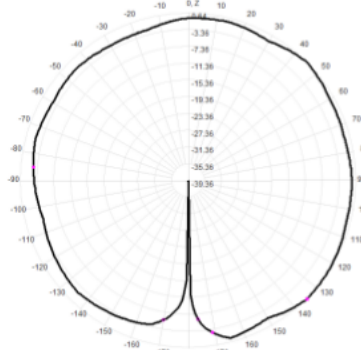
2400.0MHz Total(E2-YZ), Max= 0.02dBi



Total(H-XY), Max= -0.45dBi, CirD=8.76



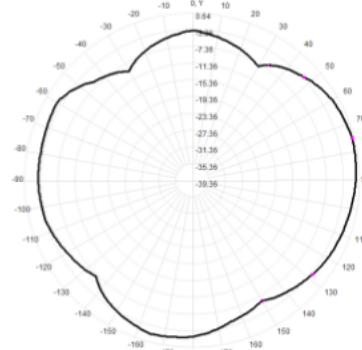
2440.0MHz Total(E1-XZ), Max= 0.64dBi



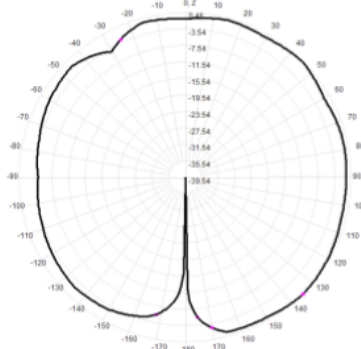
2440.0MHz Total(E2-YZ), Max= 0.10dBi



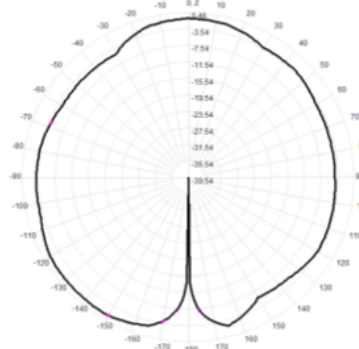
Total(H-XY), Max= -0.02dBi, CirD=9.31



2480.0MHz Total(E1-XZ), Max= 0.46dBi



2480.0MHz Total(E2-YZ), Max= -0.95dBi



Total(H-XY), Max= -0.14dBi, CirD=8.45

