



Exhibit: Test Setup Photos

7169008247TSTPHO-001



Client	Swidget	
Product	Swidget WIFI/BT module (PNS50E0179)	
Standard(s)	RSS 247 Issue 2:2017 FCC Part 15 Subpart 15.247:2019	

Figure 1 – Radiated Emissions Setup – Photo 1






Client	Swidget	
Product	Swidget WIFI/BT module (PNS50E0179)	
Standard(s)	RSS 247 Issue 2:2017 FCC Part 15 Subpart 15.247:2019	

Figure 2 – Radiated Emissions Setup – Photo 2



Note: As per ANSI C63.10-2013 Clause 6.3.1, below 1GHz, the height of the EUT was set to 80cm. Above 1GHz, the height was raised to 1.5m.

Client	Swidget	
Product	Swidget WIFI/BT module (PNS50E0179)	
Standard(s)	RSS 247 Issue 2:2017 FCC Part 15 Subpart 15.247:2019	





Figure 3 – Radiated Emissions Setup – Photo 3

Note: As per ANSI C63.10-2013 Clause 6.3.1, above 1GHz, the height of the EUT was set to 1.5m.

Client	Swidget	
Product	Swidget WIFI/BT module (PNS50E0179)	
Standard(s)	RSS 247 Issue 2:2017 FCC Part 15 Subpart 15.247:2019	




Figure 4 – Close up


Client	Swidget	
Product	Swidget WIFI/BT module (PNS50E0179)	
Standard(s)	RSS 247 Issue 2:2017 FCC Part 15 Subpart 15.247:2019	



Figure 5 – Antenna port conducted emissions