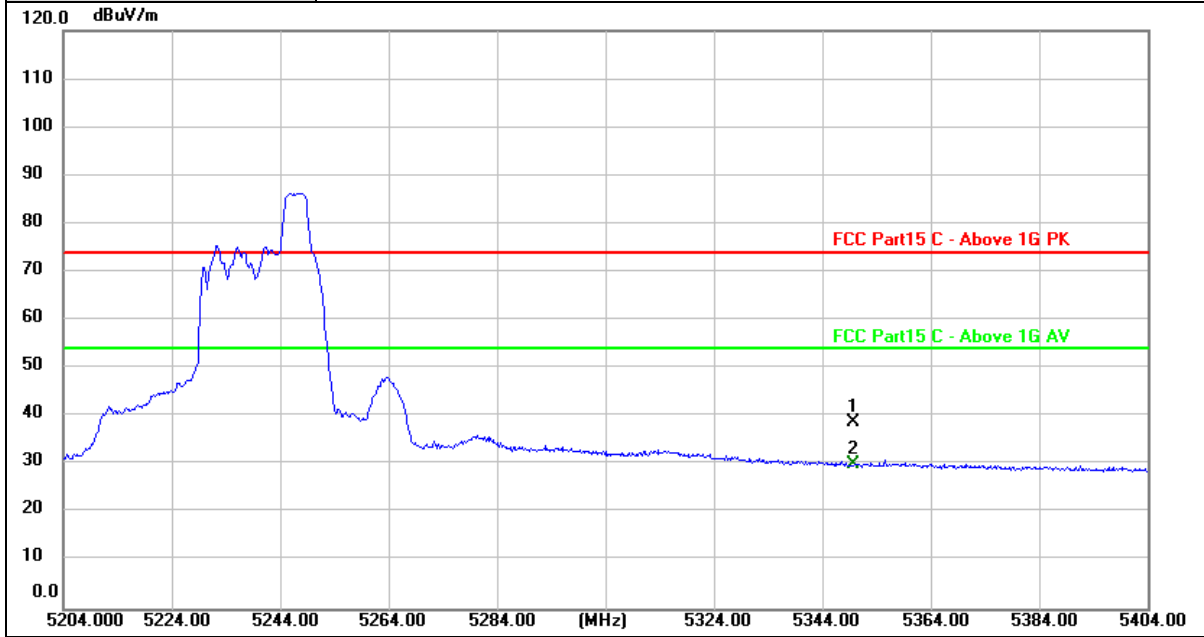




Ant. No.	Ant 0 + Ant 1
Ant. Pol.	Vertical
Test Mode:	TX 802.11ax(HE40) Mode 5230MHz (U-NII-2A) 52/44



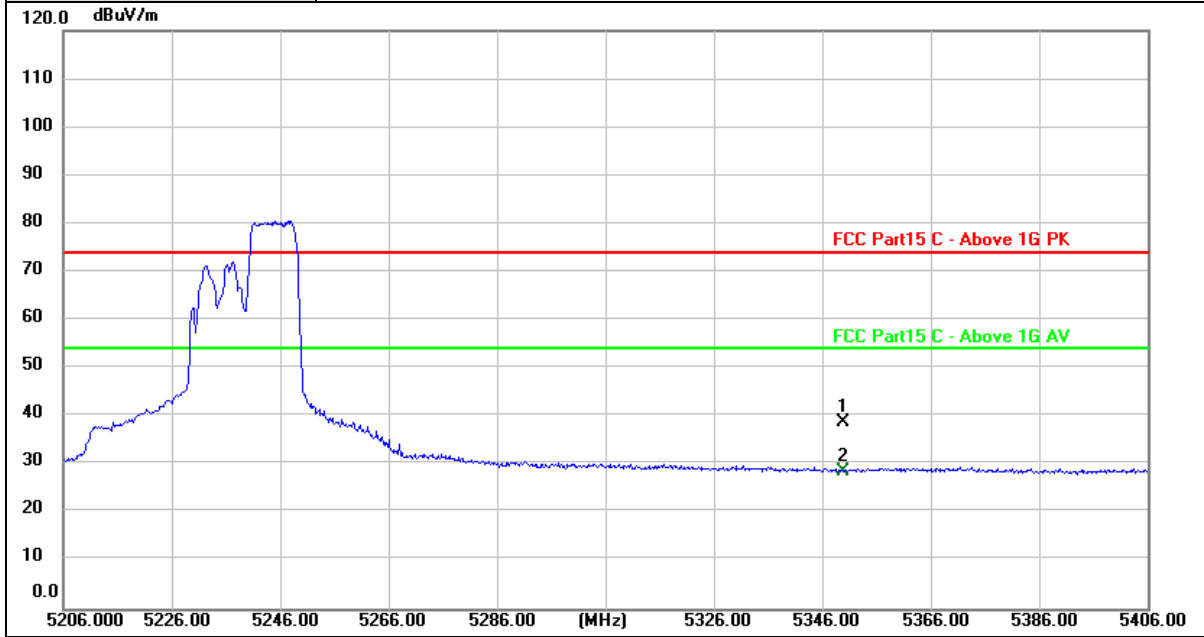
No.	Frequency (MHz)	Reading (dBuV)	Factor (dB/m)	Level (dBuV/m)	Limit (dBuV/m)	Margin (dB)	Detector
1	5350.000	35.48	3.26	38.74	74.00	-35.26	peak
2 *	5350.000	26.78	3.26	30.04	54.00	-23.96	AVG

Remarks:

- 1. Factor (dB/m) = Antenna Factor (dB/m)+Cable Factor (dB)-Pre-amplifier Factor
- 2. Margin value = Level -Limit value



Ant. No.	Ant 0 + Ant 1
Ant. Pol.	Horizontal
Test Mode:	TX 802.11ax(HE40) Mode 5230MHz (U-NII-2A) 106/56



No.	Frequency (MHz)	Reading (dBuV)	Factor (dB/m)	Level (dBuV/m)	Limit (dBuV/m)	Margin (dB)	Detector
1	5350.000	35.55	3.26	38.81	74.00	-35.19	peak
2 *	5350.000	25.42	3.26	28.68	54.00	-25.32	AVG

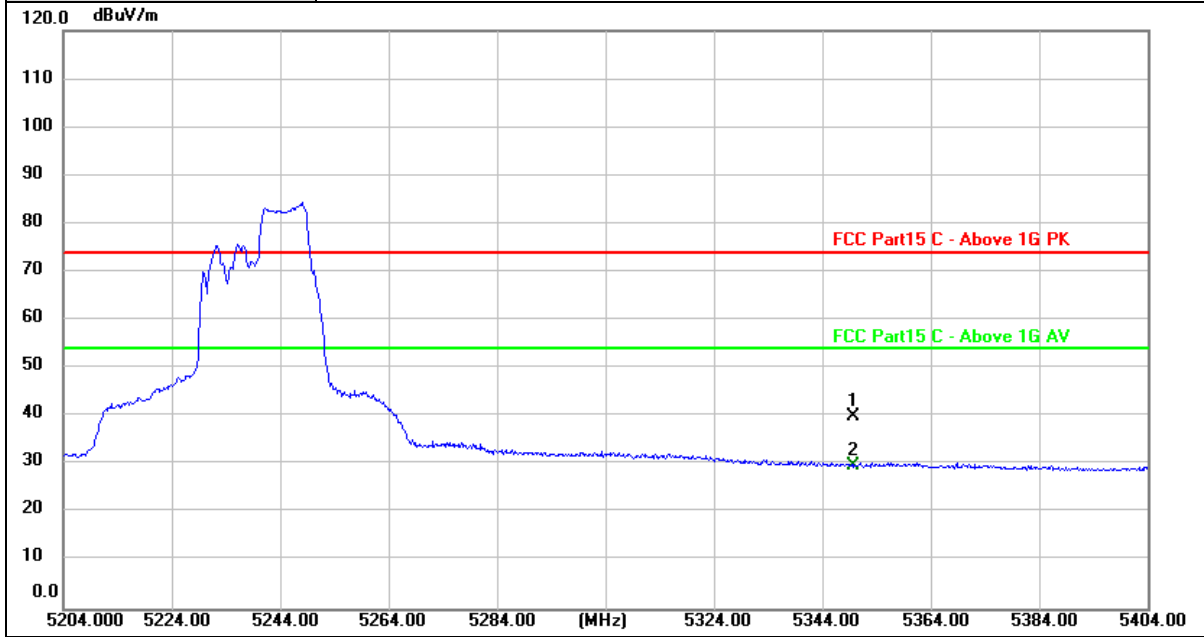
Remarks:

- 1. Factor (dB/m) = Antenna Factor (dB/m)+Cable Factor (dB)-Pre-amplifier Factor
- 2. Margin value = Level -Limit value





Ant. No.	Ant 0 + Ant 1
Ant. Pol.	Vertical
Test Mode:	TX 802.11ax(HE40) Mode 5230MHz (U-NII-2A) 106/56



No.	Frequency (MHz)	Reading (dBuV)	Factor (dB/m)	Level (dBuV/m)	Limit (dBuV/m)	Margin (dB)	Detector
1	5350.000	36.93	3.26	40.19	74.00	-33.81	peak
2 *	5350.000	26.69	3.26	29.95	54.00	-24.05	AVG

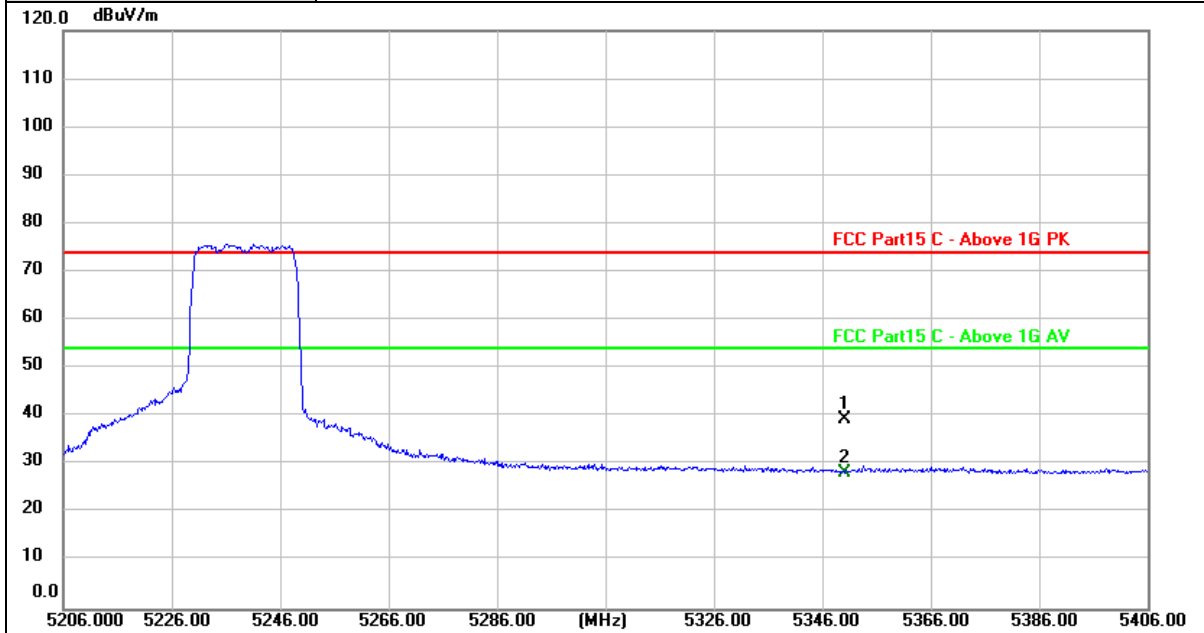
Remarks:

- 1. Factor (dB/m) = Antenna Factor (dB/m)+Cable Factor (dB)-Pre-amplifier Factor
- 2. Margin value = Level -Limit value





Ant. No.	Ant 0 + Ant 1
Ant. Pol.	Horizontal
Test Mode:	TX 802.11ax(HE40) Mode 5230MHz (U-NII-2A) 242/62



No.	Frequency (MHz)	Reading (dBuV)	Factor (dB/m)	Level (dBuV/m)	Limit (dBuV/m)	Margin (dB)	Detector
1	5350.000	36.19	3.26	39.45	74.00	-34.55	peak
2 *	5350.000	25.09	3.26	28.35	54.00	-25.65	AVG

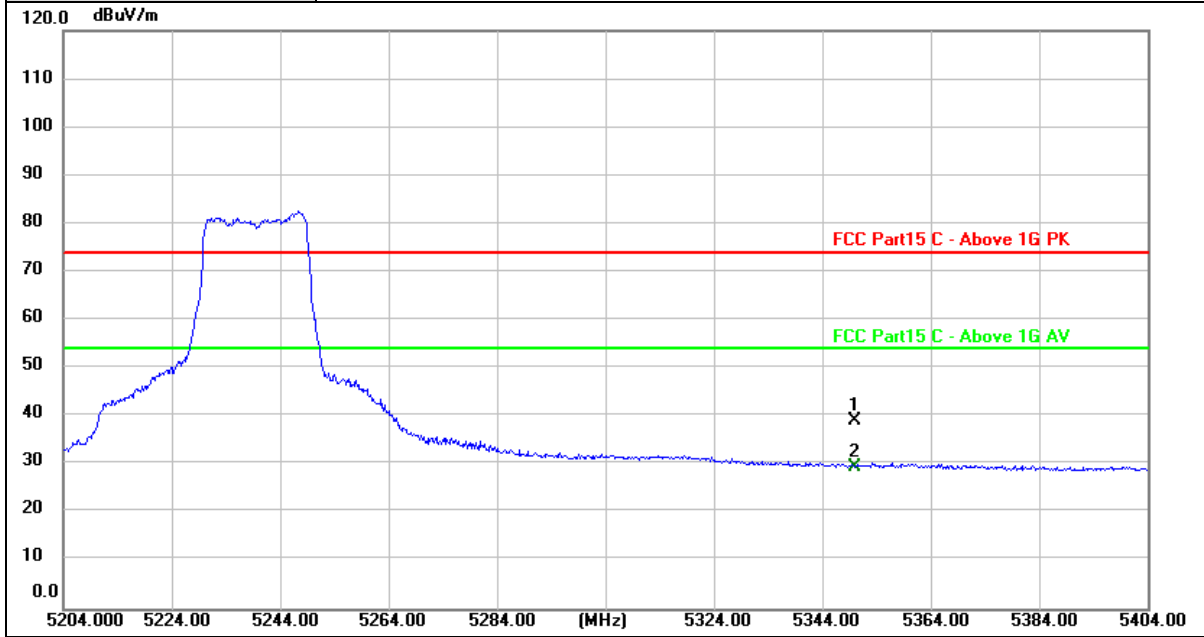
Remarks:

- 1. Factor (dB/m) = Antenna Factor (dB/m)+Cable Factor (dB)-Pre-amplifier Factor
- 2. Margin value = Level -Limit value





Ant. No.	Ant 0 + Ant 1
Ant. Pol.	Vertical
Test Mode:	TX 802.11ax(HE40) Mode 5230MHz (U-NII-2A) 242/62



No.	Frequency (MHz)	Reading (dBuV)	Factor (dB/m)	Level (dBuV/m)	Limit (dBuV/m)	Margin (dB)	Detector
1	5350.000	35.88	3.26	39.14	74.00	-34.86	peak
2 *	5350.000	26.41	3.26	29.67	54.00	-24.33	AVG

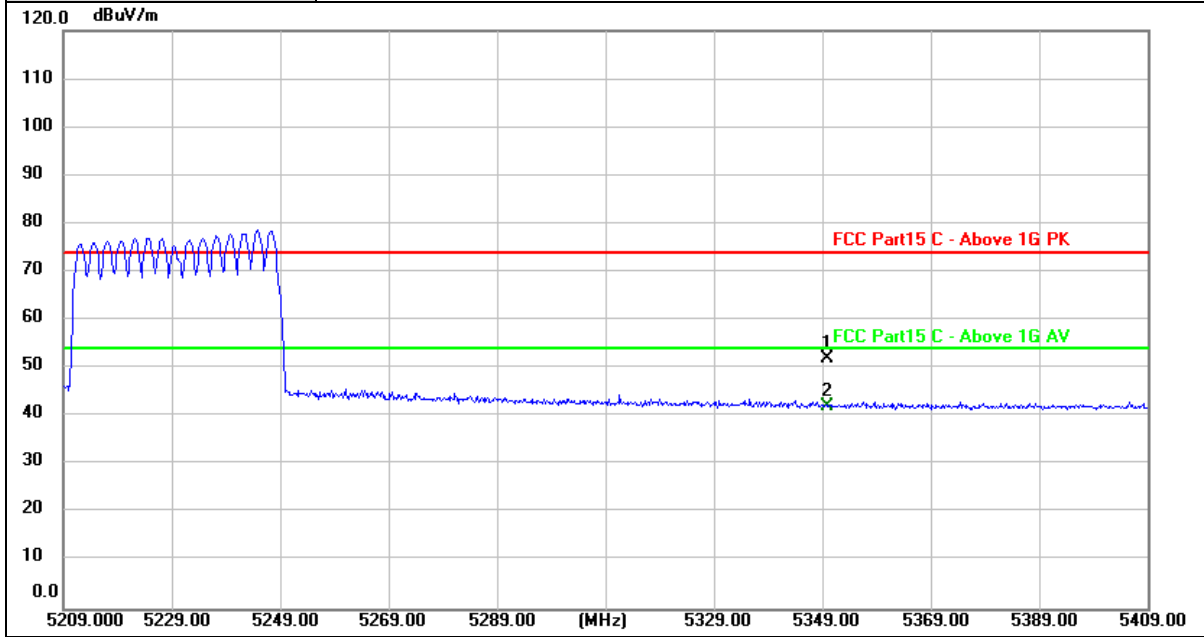
Remarks:

1. Factor (dB/m) = Antenna Factor (dB/m)+Cable Factor (dB)-Pre-amplifier Factor
2. Margin value = Level -Limit value





Ant. No.	Ant 0 + Ant 1
Ant. Pol.	Horizontal
Test Mode:	TX 802.11ax(HE40) Mode 5230MHz (U-NII-2A) 484/65



No.	Frequency (MHz)	Reading (dBuV)	Factor (dB/m)	Level (dBuV/m)	Limit (dBuV/m)	Margin (dB)	Detector
1	5350.000	14.57	37.40	51.97	74.00	-22.03	peak
2 *	5350.000	4.73	37.40	42.13	54.00	-11.87	AVG

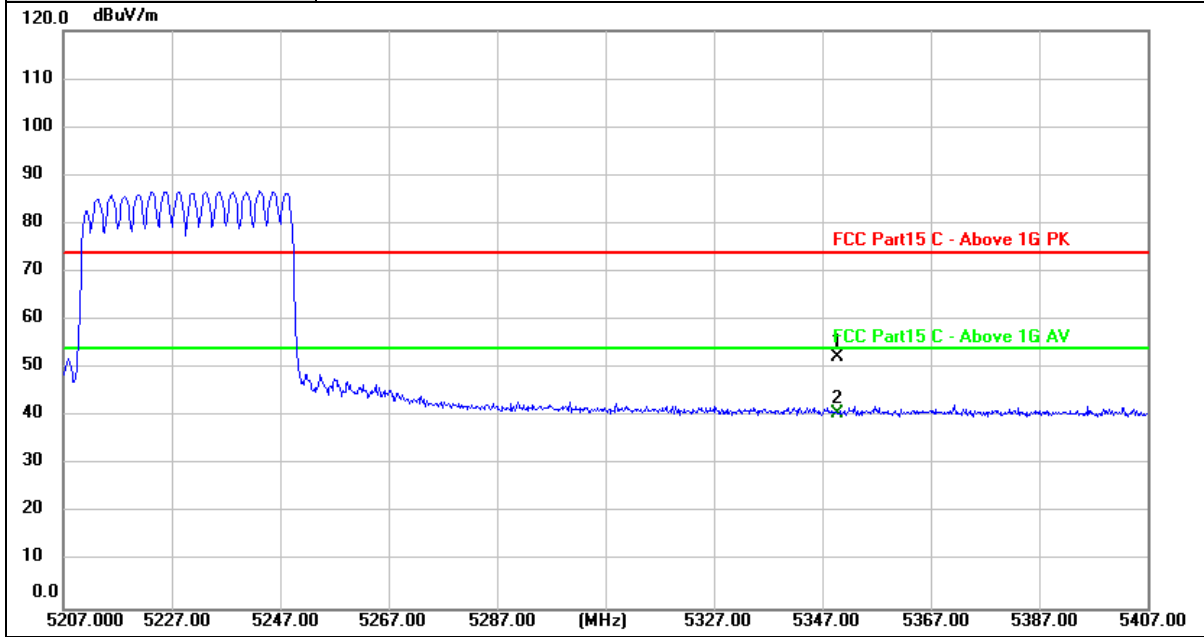
Remarks:

1. Factor (dB/m) = Antenna Factor (dB/m)+Cable Factor (dB)-Pre-amplifier Factor
2. Margin value = Level -Limit value





Ant. No.	Ant 0 + Ant 1
Ant. Pol.	Vertical
Test Mode:	TX 802.11ax(HE40) Mode 5230MHz (U-NII-2A) 484/65



No.	Frequency (MHz)	Reading (dBuV)	Factor (dB/m)	Level (dBuV/m)	Limit (dBuV/m)	Margin (dB)	Detector
1	5350.000	14.81	37.40	52.21	74.00	-21.79	peak
2 *	5350.000	3.29	37.40	40.69	54.00	-13.31	AVG

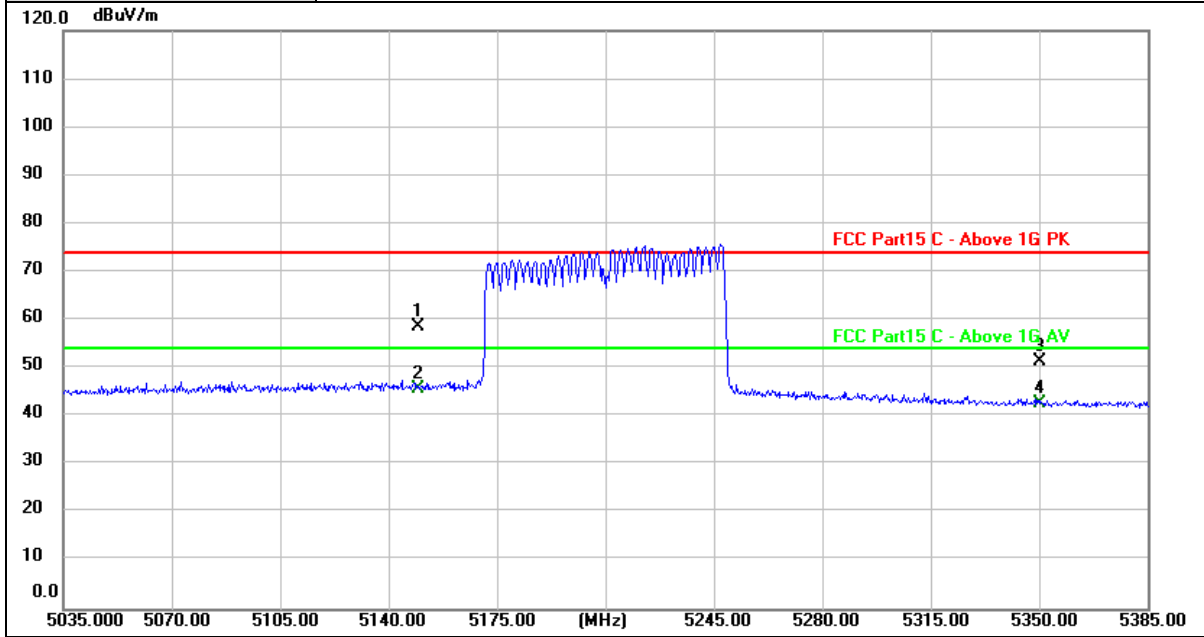
Remarks:

- Factor (dB/m) = Antenna Factor (dB/m)+Cable Factor (dB)-Pre-amplifier Factor
- Margin value = Level -Limit value





Ant. No.	Ant 0 + Ant 1
Ant. Pol.	Horizontal
Test Mode:	TX 802.11ac(VHT80) Mode 5210MHz (U-NII-1)



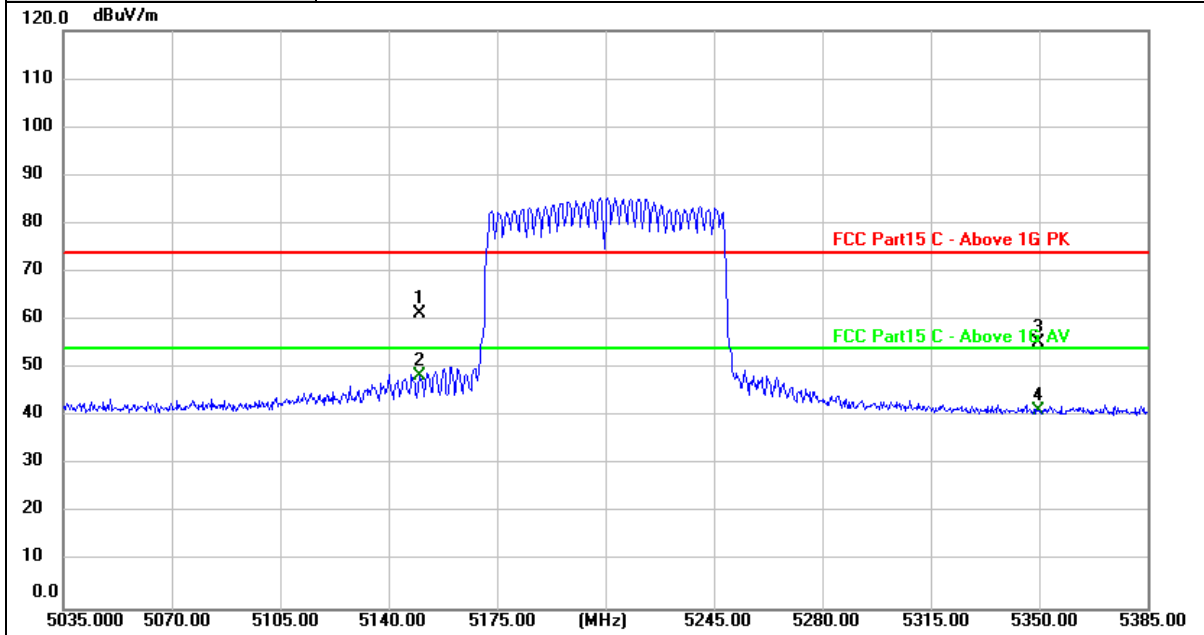
No.	Frequency (MHz)	Reading (dBuV)	Factor (dB/m)	Level (dBuV/m)	Limit (dBuV/m)	Margin (dB)	Detector
1	5150.000	21.42	37.18	58.60	74.00	-15.40	peak
2 *	5150.000	8.54	37.18	45.72	54.00	-8.28	AVG
3	5350.000	14.06	37.40	51.46	74.00	-22.54	peak
4	5350.000	5.26	37.40	42.66	54.00	-11.34	AVG

Remarks:

- Factor (dB/m) = Antenna Factor (dB/m)+Cable Factor (dB)-Pre-amplifier Factor
- Margin value = Level -Limit value



Ant. No.	Ant 0 + Ant 1
Ant. Pol.	Vertical
Test Mode:	TX 802.11ac(VHT80) Mode 5210MHz (U-NII-1)



No.	Frequency (MHz)	Reading (dBuV)	Factor (dB/m)	Level (dBuV/m)	Limit (dBuV/m)	Margin (dB)	Detector
1	5150.000	24.12	37.18	61.30	74.00	-12.70	peak
2 *	5150.000	11.16	37.18	48.34	54.00	-5.66	AVG
3	5350.000	18.10	37.40	55.50	74.00	-18.50	peak
4	5350.000	3.80	37.40	41.20	54.00	-12.80	AVG

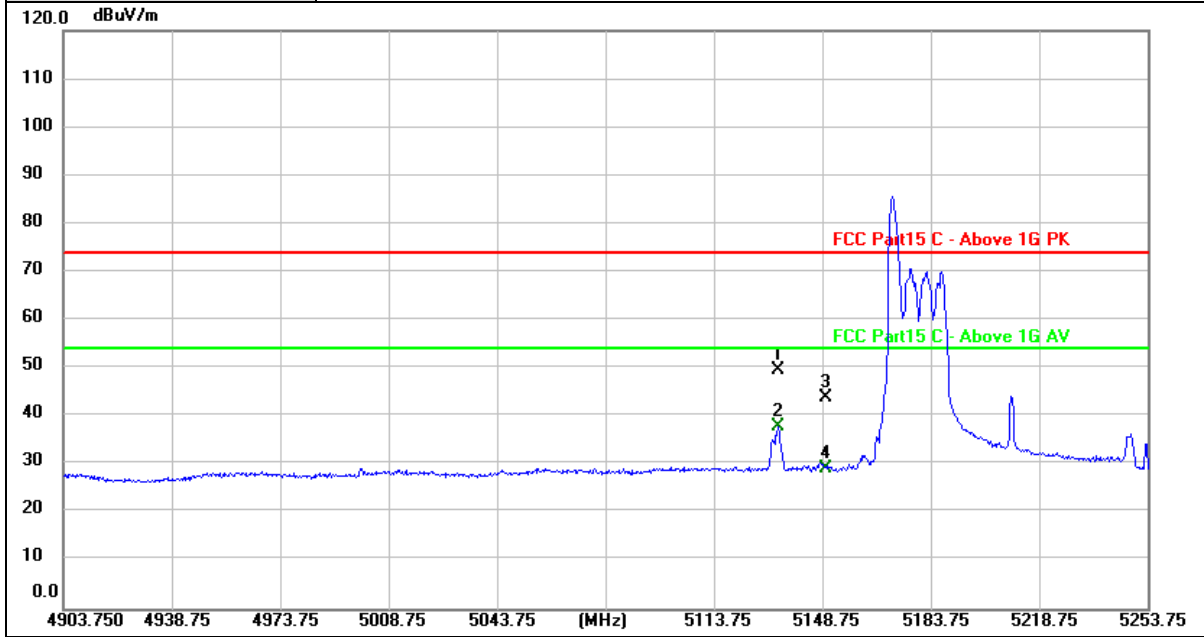
Remarks:

- 1. Factor (dB/m) = Antenna Factor (dB/m)+Cable Factor (dB)-Pre-amplifier Factor
- 2. Margin value = Level -Limit value





Ant. No.	Ant 0 + Ant 1
Ant. Pol.	Horizontal
Test Mode:	TX 802.11ax(HE80) Mode 5210MHz (U-NII-1) 26/0



No.	Frequency (MHz)	Reading (dBuV)	Factor (dB/m)	Level (dBuV/m)	Limit (dBuV/m)	Margin (dB)	Detector
1	5134.400	46.89	2.72	49.61	74.00	-24.39	peak
2 *	5134.400	35.15	2.72	37.87	54.00	-16.13	AVG
3	5150.000	41.27	2.78	44.05	74.00	-29.95	peak
4	5150.000	26.57	2.78	29.35	54.00	-24.65	AVG

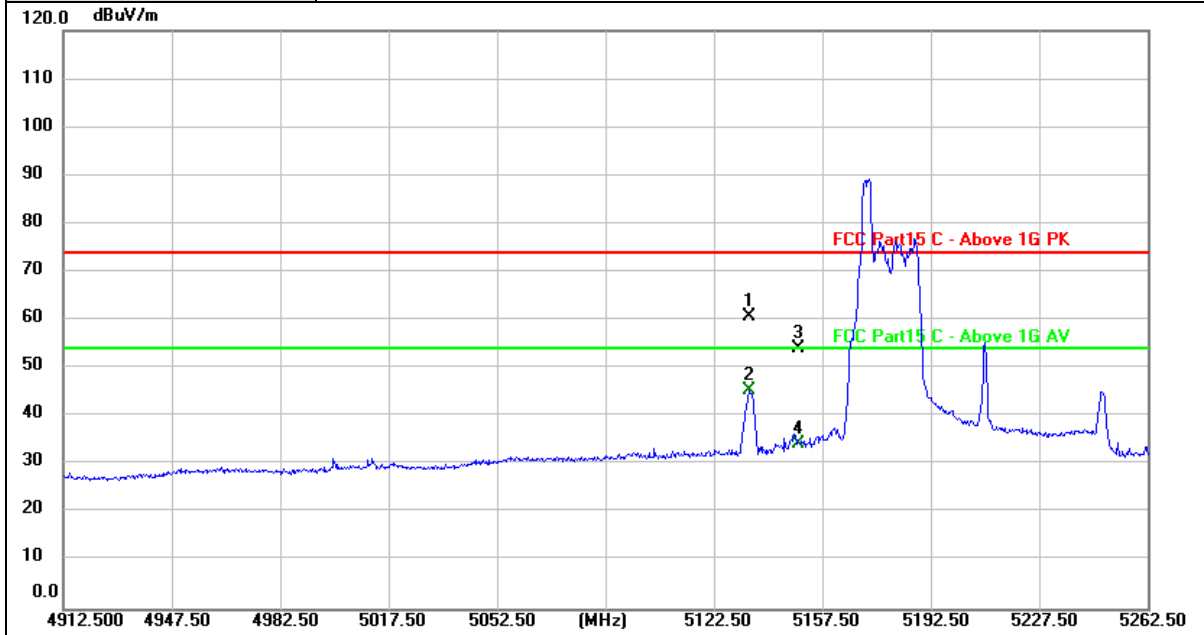
Remarks:

1. Factor (dB/m) = Antenna Factor (dB/m)+Cable Factor (dB)-Pre-amplifier Factor
2. Margin value = Level -Limit value





Ant. No.	Ant 0 + Ant 1
Ant. Pol.	Vertical
Test Mode:	TX 802.11ax(HE80) Mode 5210MHz (U-NII-1) 26/0



No.	Frequency (MHz)	Reading (dBuV)	Factor (dB/m)	Level (dBuV/m)	Limit (dBuV/m)	Margin (dB)	Detector
1	5134.167	57.89	2.72	60.61	74.00	-13.39	peak
2 *	5134.167	42.70	2.72	45.42	54.00	-8.58	AVG
3	5150.000	51.36	2.78	54.14	74.00	-19.86	peak
4	5150.000	31.69	2.78	34.47	54.00	-19.53	AVG

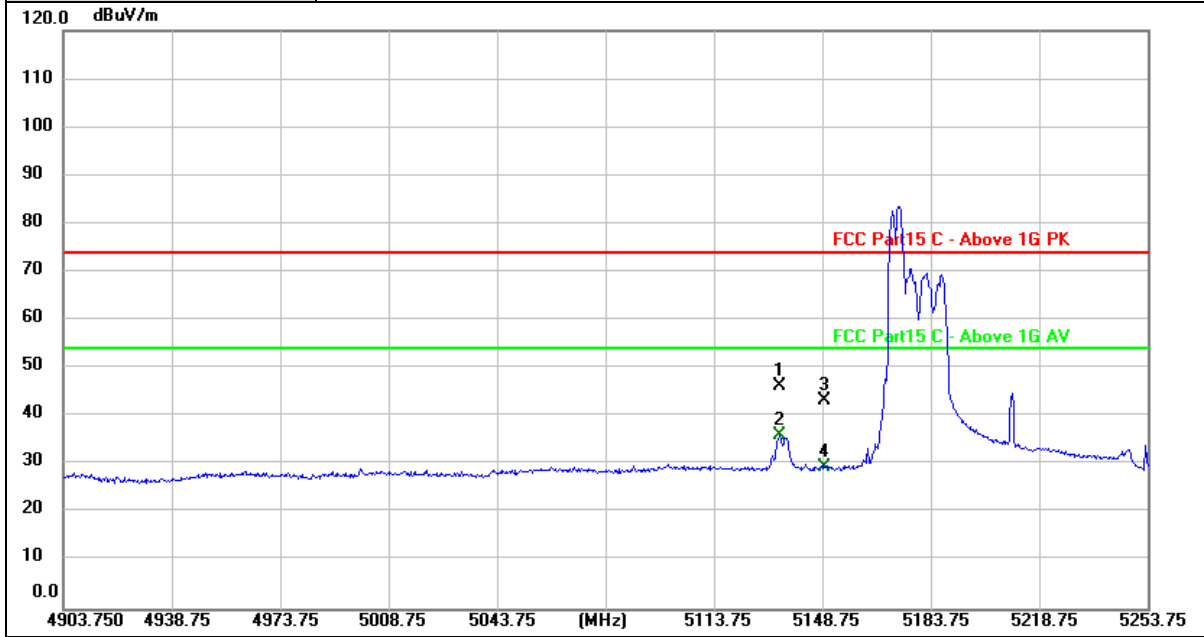
Remarks:

1. Factor (dB/m) = Antenna Factor (dB/m)+Cable Factor (dB)-Pre-amplifier Factor
2. Margin value = Level -Limit value





Ant. No.	Ant 0 + Ant 1
Ant. Pol.	Horizontal
Test Mode:	TX 802.11ax(HE80) Mode 5210MHz (U-NII-1) 52/37



No.	Frequency (MHz)	Reading (dBuV)	Factor (dB/m)	Level (dBuV/m)	Limit (dBuV/m)	Margin (dB)	Detector
1	5135.100	43.74	2.74	46.48	74.00	-27.52	peak
2 *	5135.100	33.36	2.74	36.10	54.00	-17.90	AVG
3	5150.000	40.61	2.78	43.39	74.00	-30.61	peak
4	5150.000	26.87	2.78	29.65	54.00	-24.35	AVG

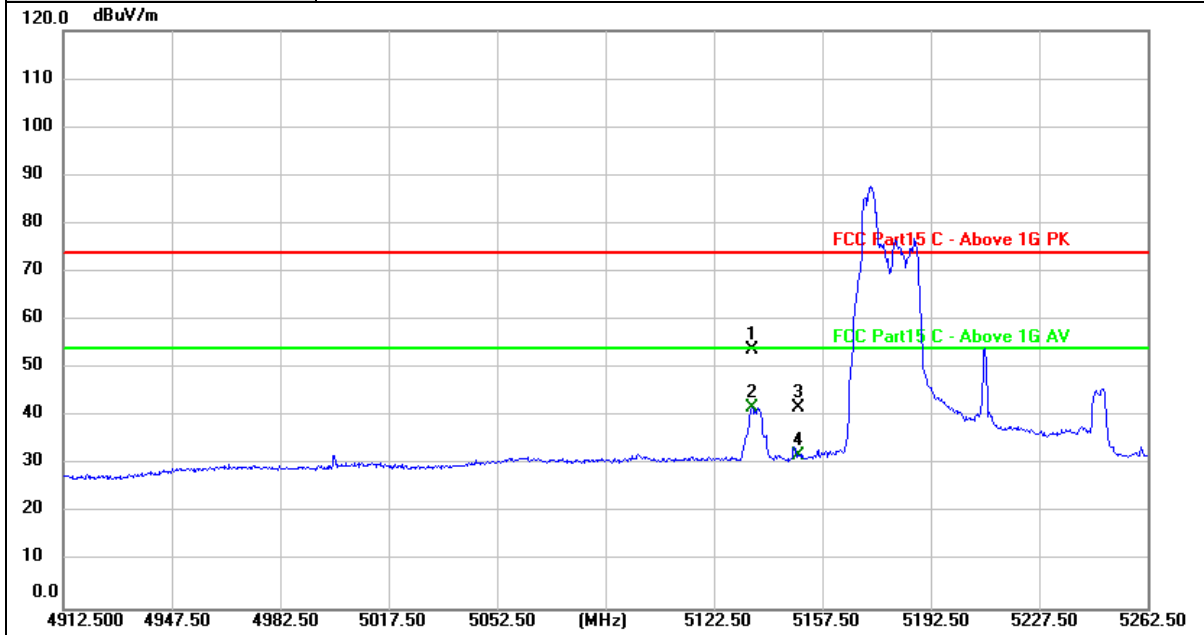
Remarks:

1. Factor (dB/m) = Antenna Factor (dB/m)+Cable Factor (dB)-Pre-amplifier Factor
2. Margin value = Level -Limit value





Ant. No.	Ant 0 + Ant 1
Ant. Pol.	Vertical
Test Mode:	TX 802.11ax(HE80) Mode 5210MHz (U-NII-1) 52/37



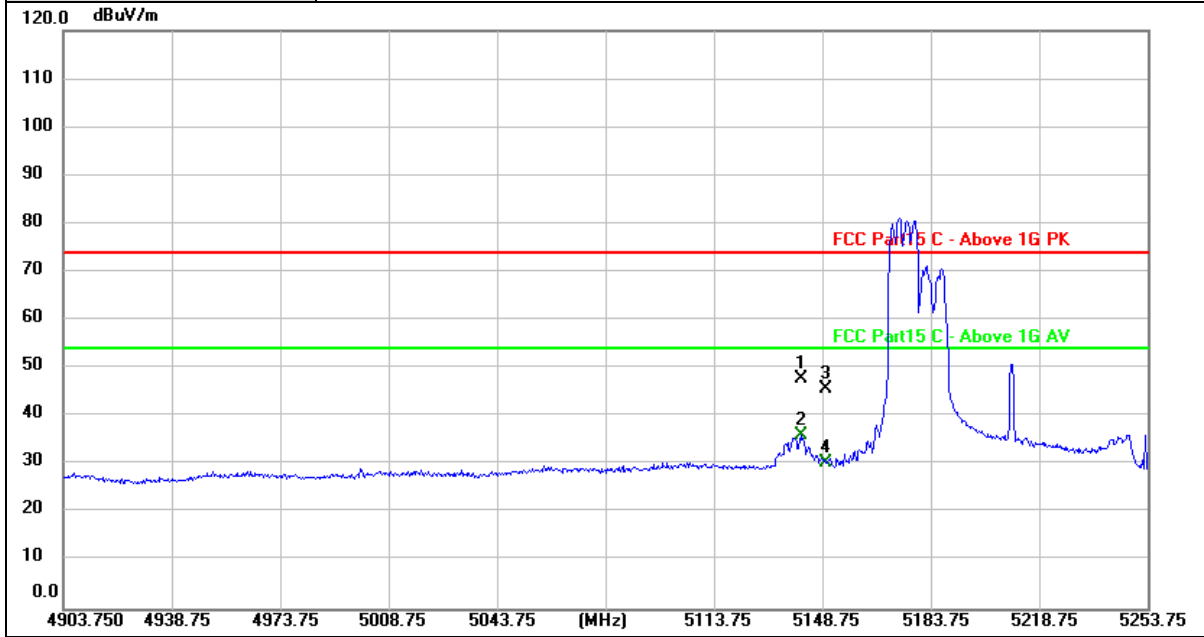
No.	Frequency (MHz)	Reading (dBuV)	Factor (dB/m)	Level (dBuV/m)	Limit (dBuV/m)	Margin (dB)	Detector
1	5134.867	51.27	2.73	54.00	74.00	-20.00	peak
2 *	5134.867	39.21	2.73	41.94	54.00	-12.06	AVG
3	5150.000	39.05	2.78	41.83	74.00	-32.17	peak
4	5150.000	29.22	2.78	32.00	54.00	-22.00	AVG

Remarks:

- Factor (dB/m) = Antenna Factor (dB/m)+Cable Factor (dB)-Pre-amplifier Factor
- Margin value = Level -Limit value



Ant. No.	Ant 0 + Ant 1
Ant. Pol.	Horizontal
Test Mode:	TX 802.11ax(HE80) Mode 5210MHz (U-NII-1) 106/53



No.	Frequency (MHz)	Reading (dBuV)	Factor (dB/m)	Level (dBuV/m)	Limit (dBuV/m)	Margin (dB)	Detector
1	5141.867	45.22	2.75	47.97	74.00	-26.03	peak
2 *	5141.867	33.29	2.75	36.04	54.00	-17.96	AVG
3	5150.000	42.89	2.78	45.67	74.00	-28.33	peak
4	5150.000	27.76	2.78	30.54	54.00	-23.46	AVG

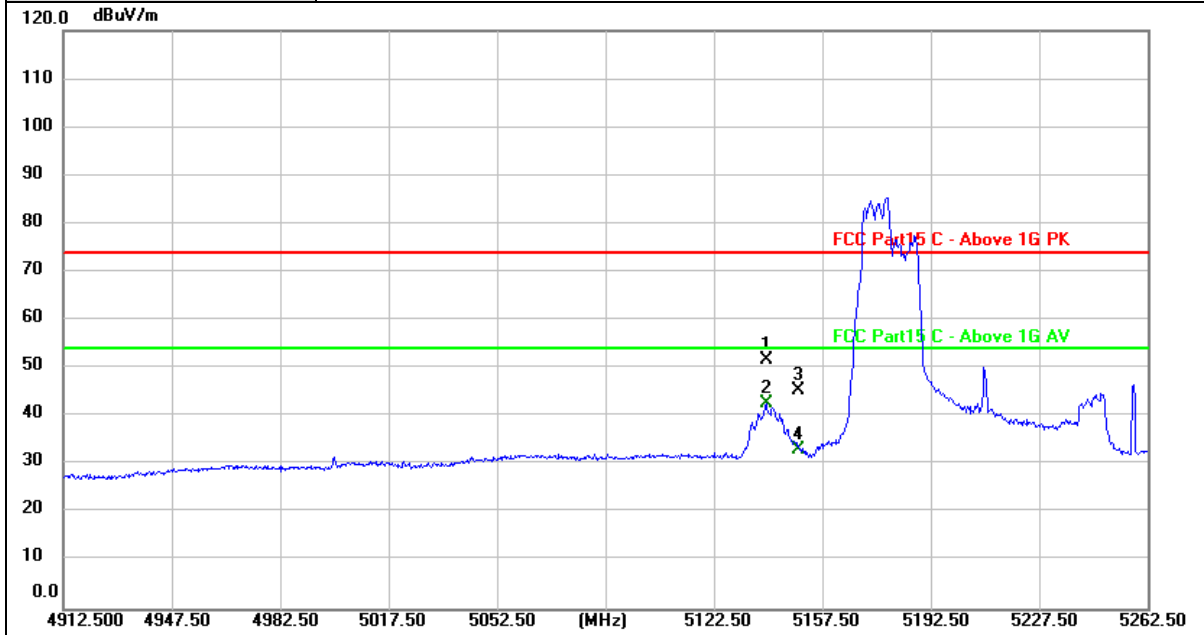
Remarks:

- 1. Factor (dB/m) = Antenna Factor (dB/m)+Cable Factor (dB)-Pre-amplifier Factor
- 2. Margin value = Level -Limit value





Ant. No.	Ant 0 + Ant 1
Ant. Pol.	Vertical
Test Mode:	TX 802.11ax(HE80) Mode 5210MHz (U-NII-1) 106/53



No.	Frequency (MHz)	Reading (dBuV)	Factor (dB/m)	Level (dBuV/m)	Limit (dBuV/m)	Margin (dB)	Detector
1	5139.300	49.13	2.75	51.88	74.00	-22.12	peak
2 *	5139.300	39.90	2.75	42.65	54.00	-11.35	AVG
3	5150.000	42.77	2.78	45.55	74.00	-28.45	peak
4	5150.000	30.39	2.78	33.17	54.00	-20.83	AVG

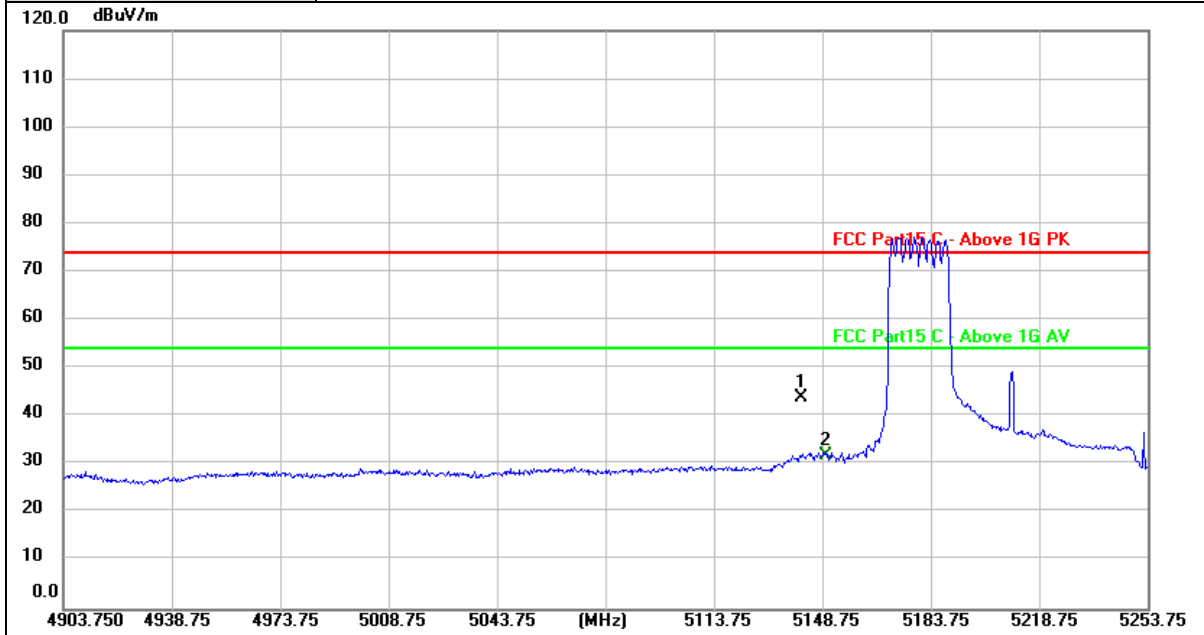
Remarks:

1. Factor (dB/m) = Antenna Factor (dB/m)+Cable Factor (dB)-Pre-amplifier Factor
2. Margin value = Level -Limit value





Ant. No.	Ant 0 + Ant 1
Ant. Pol.	Horizontal
Test Mode:	TX 802.11ax(HE80) Mode 5210MHz (U-NII-1) 242/61



No.	Frequency (MHz)	Reading (dBuV)	Factor (dB/m)	Level (dBuV/m)	Limit (dBuV/m)	Margin (dB)	Detector
1	5141.867	41.15	2.75	43.90	74.00	-30.10	peak
2 *	5150.000	29.30	2.78	32.08	54.00	-21.92	AVG

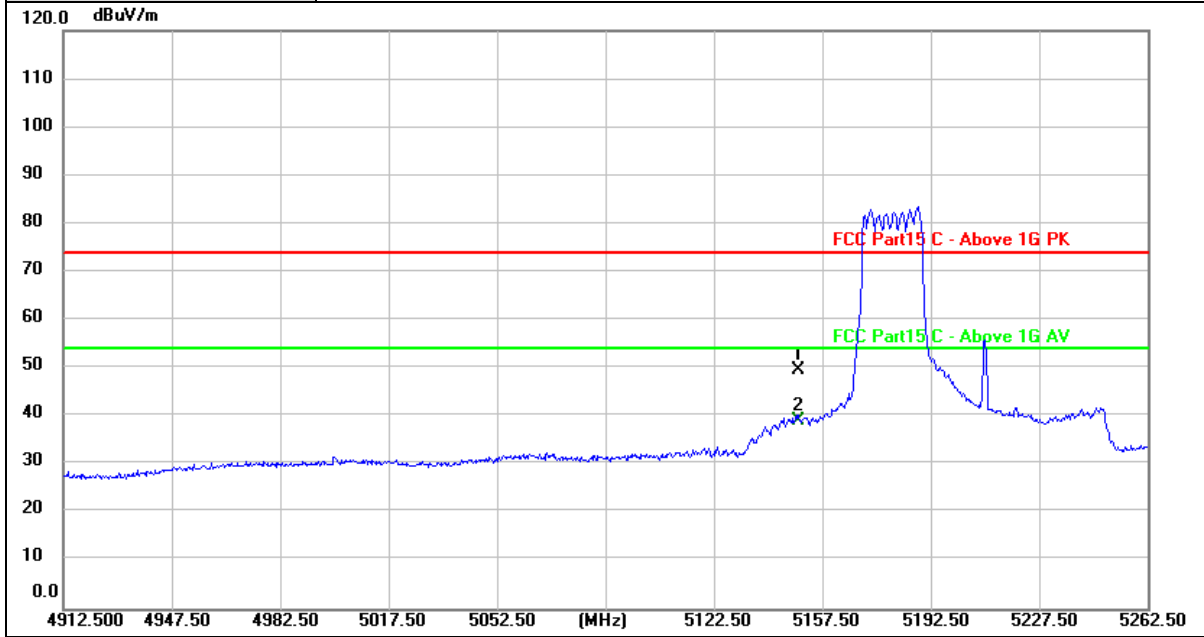
Remarks:

1. Factor (dB/m) = Antenna Factor (dB/m)+Cable Factor (dB)-Pre-amplifier Factor
2. Margin value = Level -Limit value





Ant. No.	Ant 0 + Ant 1
Ant. Pol.	Vertical
Test Mode:	TX 802.11ax(HE80) Mode 5210MHz (U-NII-1) 242/61



No.	Frequency (MHz)	Reading (dBuV)	Factor (dB/m)	Level (dBuV/m)	Limit (dBuV/m)	Margin (dB)	Detector
1	5150.000	47.02	2.78	49.80	74.00	-24.20	peak
2 *	5150.000	36.37	2.78	39.15	54.00	-14.85	AVG

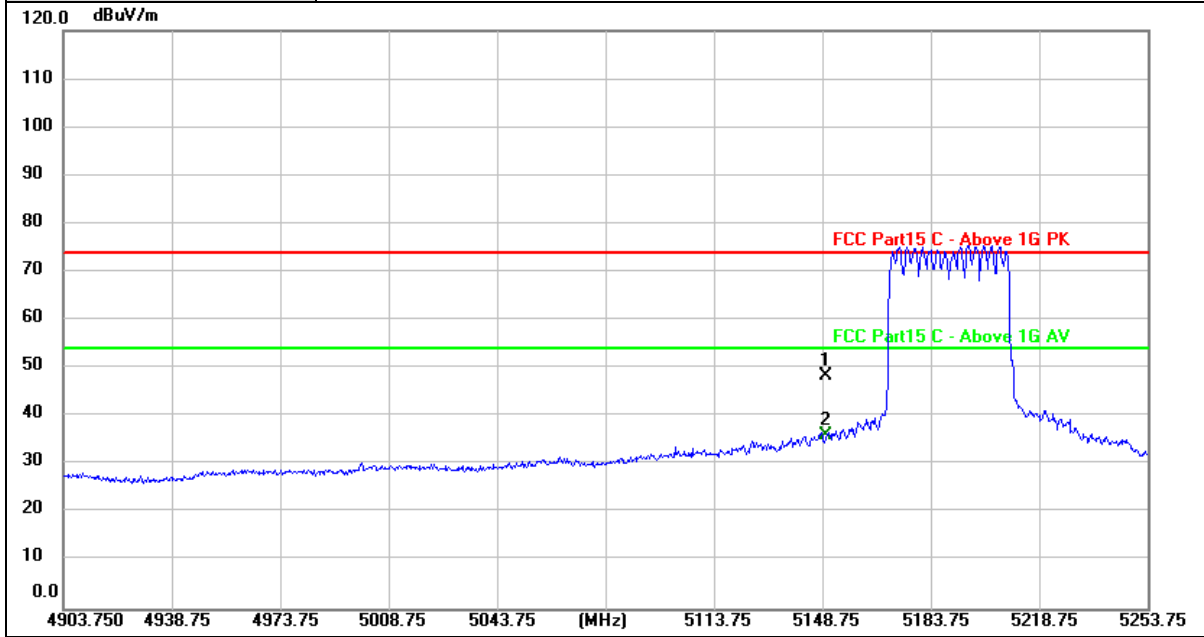
Remarks:

- 1. Factor (dB/m) = Antenna Factor (dB/m)+Cable Factor (dB)-Pre-amplifier Factor
- 2. Margin value = Level -Limit value





Ant. No.	Ant 0 + Ant 1
Ant. Pol.	Horizontal
Test Mode:	TX 802.11ax(HE80) Mode 5210MHz (U-NII-1) 484/65



No.	Frequency (MHz)	Reading (dBuV)	Factor (dB/m)	Level (dBuV/m)	Limit (dBuV/m)	Margin (dB)	Detector
1	5150.000	45.68	2.78	48.46	74.00	-25.54	peak
2 *	5150.000	33.31	2.78	36.09	54.00	-17.91	AVG

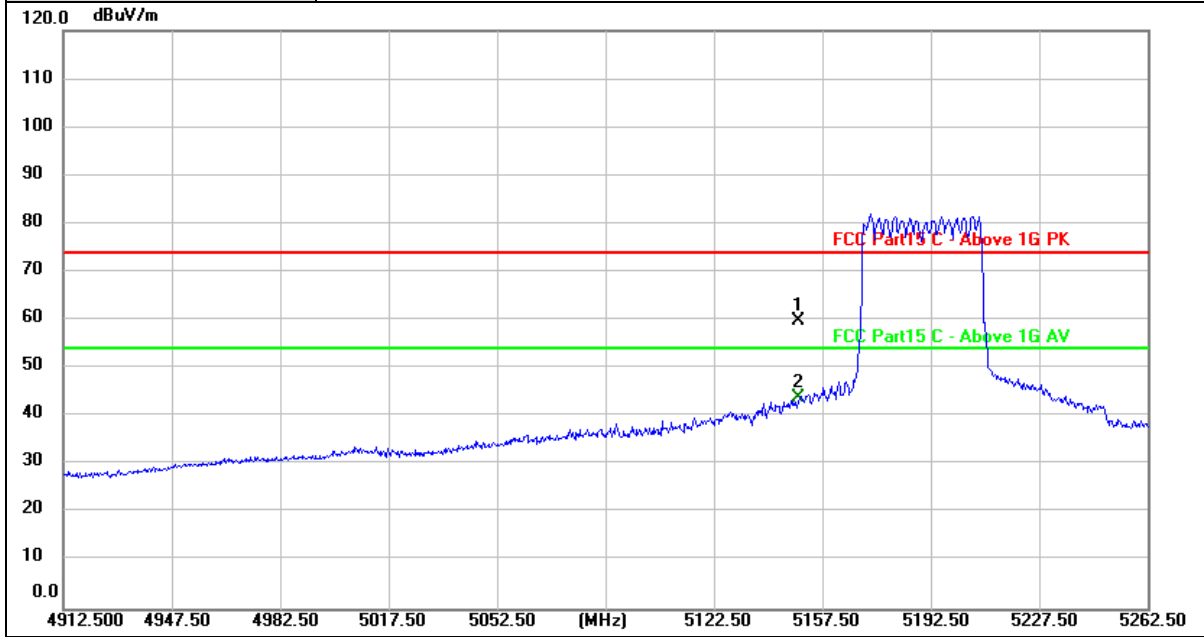
Remarks:

1. Factor (dB/m) = Antenna Factor (dB/m)+Cable Factor (dB)-Pre-amplifier Factor
2. Margin value = Level -Limit value





Ant. No.	Ant 0 + Ant 1
Ant. Pol.	Vertical
Test Mode:	TX 802.11ax(HE80) Mode 5210MHz (U-NII-1) 484/65



No.	Frequency (MHz)	Reading (dBuV)	Factor (dB/m)	Level (dBuV/m)	Limit (dBuV/m)	Margin (dB)	Detector
1	5150.000	57.17	2.78	59.95	74.00	-14.05	peak
2 *	5150.000	41.25	2.78	44.03	54.00	-9.97	AVG

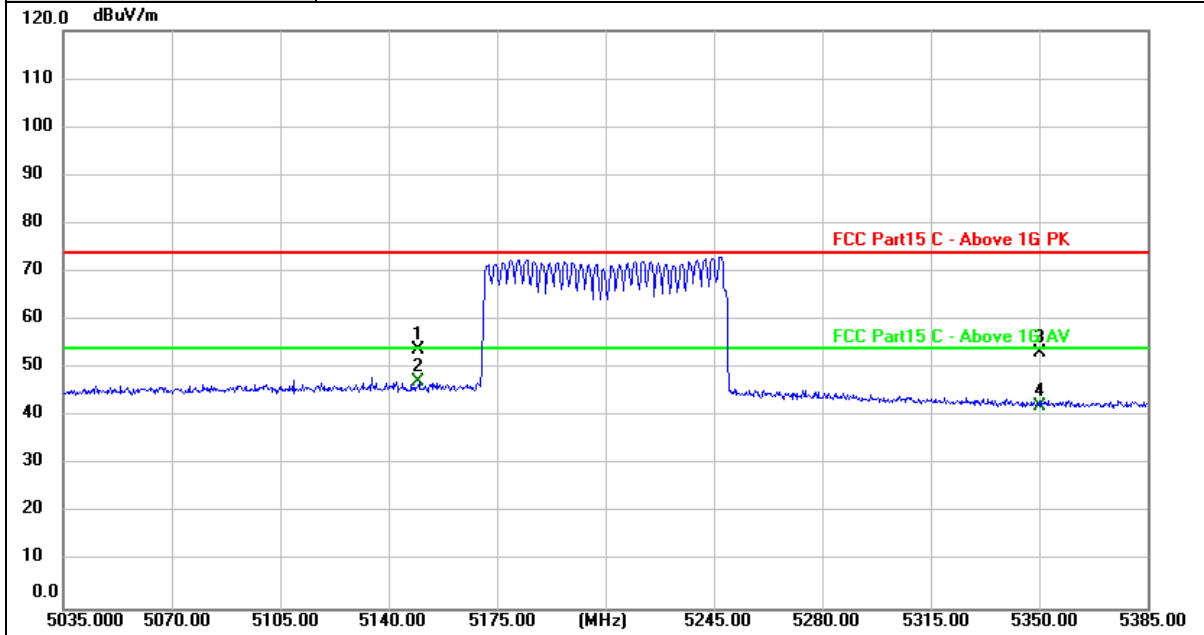
Remarks:

- 1. Factor (dB/m) = Antenna Factor (dB/m)+Cable Factor (dB)-Pre-amplifier Factor
- 2. Margin value = Level -Limit value





Ant. No.	Ant 0 + Ant 1
Ant. Pol.	Horizontal
Test Mode:	TX 802.11ax(HE80) Mode 5210MHz (U-NII-1) 996/67



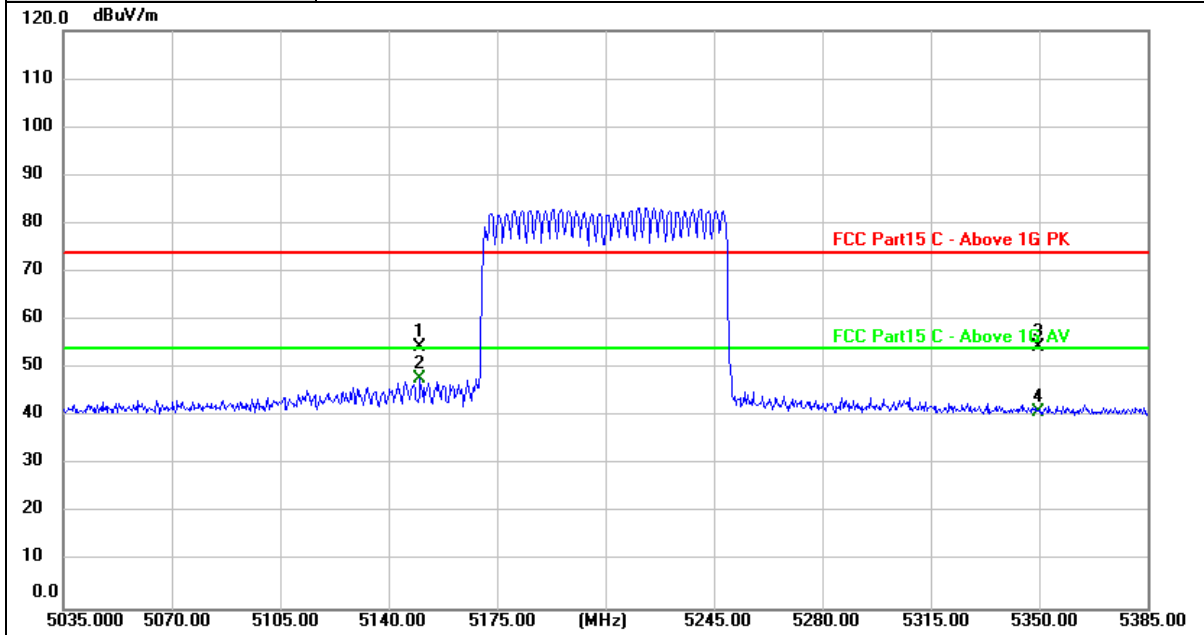
No.	Frequency (MHz)	Reading (dBuV)	Factor (dB/m)	Level (dBuV/m)	Limit (dBuV/m)	Margin (dB)	Detector
1	5150.000	16.77	37.18	53.95	74.00	-20.05	peak
2 *	5150.000	10.00	37.18	47.18	54.00	-6.82	AVG
3	5350.000	15.85	37.40	53.25	74.00	-20.75	peak
4	5350.000	4.81	37.40	42.21	54.00	-11.79	AVG

Remarks:

- Factor (dB/m) = Antenna Factor (dB/m)+Cable Factor (dB)-Pre-amplifier Factor
- Margin value = Level -Limit value



Ant. No.	Ant 0 + Ant 1
Ant. Pol.	Vertical
Test Mode:	TX 802.11ax(HE80) Mode 5210MHz (U-NII-1) 996/67



No.	Frequency (MHz)	Reading (dBuV)	Factor (dB/m)	Level (dBuV/m)	Limit (dBuV/m)	Margin (dB)	Detector
1	5150.000	17.13	37.18	54.31	74.00	-19.69	peak
2 *	5150.000	10.58	37.18	47.76	54.00	-6.24	AVG
3	5350.000	17.02	37.40	54.42	74.00	-19.58	peak
4	5350.000	3.42	37.40	40.82	54.00	-13.18	AVG

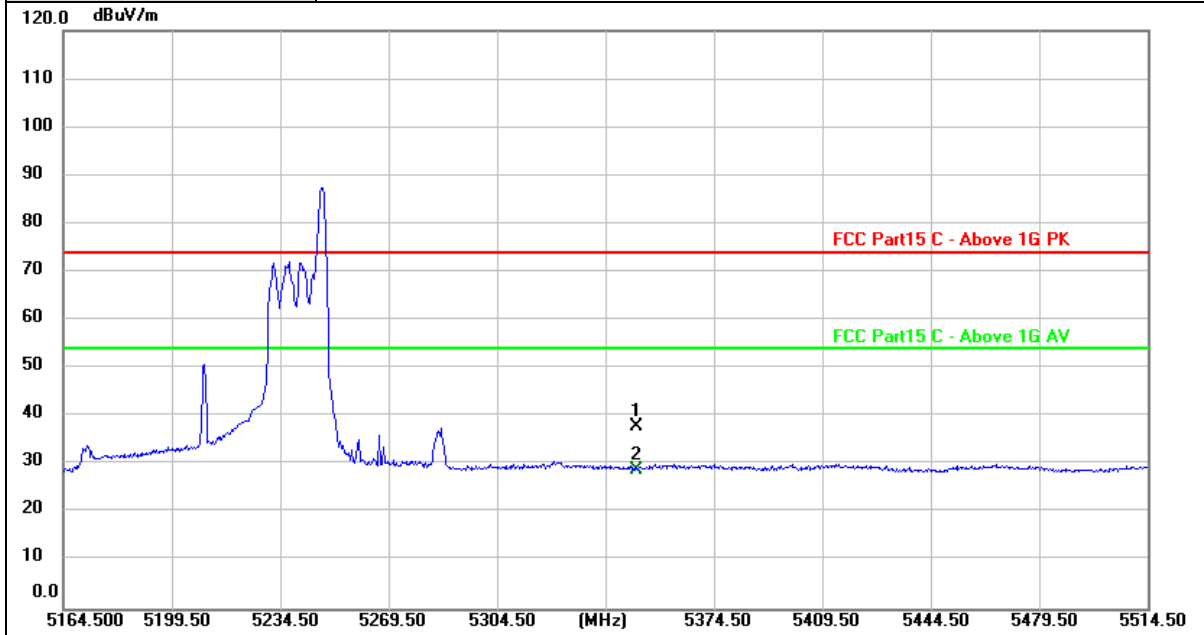
Remarks:

- 1. Factor (dB/m) = Antenna Factor (dB/m)+Cable Factor (dB)-Pre-amplifier Factor
- 2. Margin value = Level -Limit value





Ant. No.	Ant 0 + Ant 1
Ant. Pol.	Horizontal
Test Mode:	TX 802.11ax(HE80) Mode 5210MHz (U-NII-2A) 26/36



No.	Frequency (MHz)	Reading (dBuV)	Factor (dB/m)	Level (dBuV/m)	Limit (dBuV/m)	Margin (dB)	Detector
1	5350.000	34.59	3.26	37.85	74.00	-36.15	peak
2 *	5350.000	25.70	3.26	28.96	54.00	-25.04	AVG

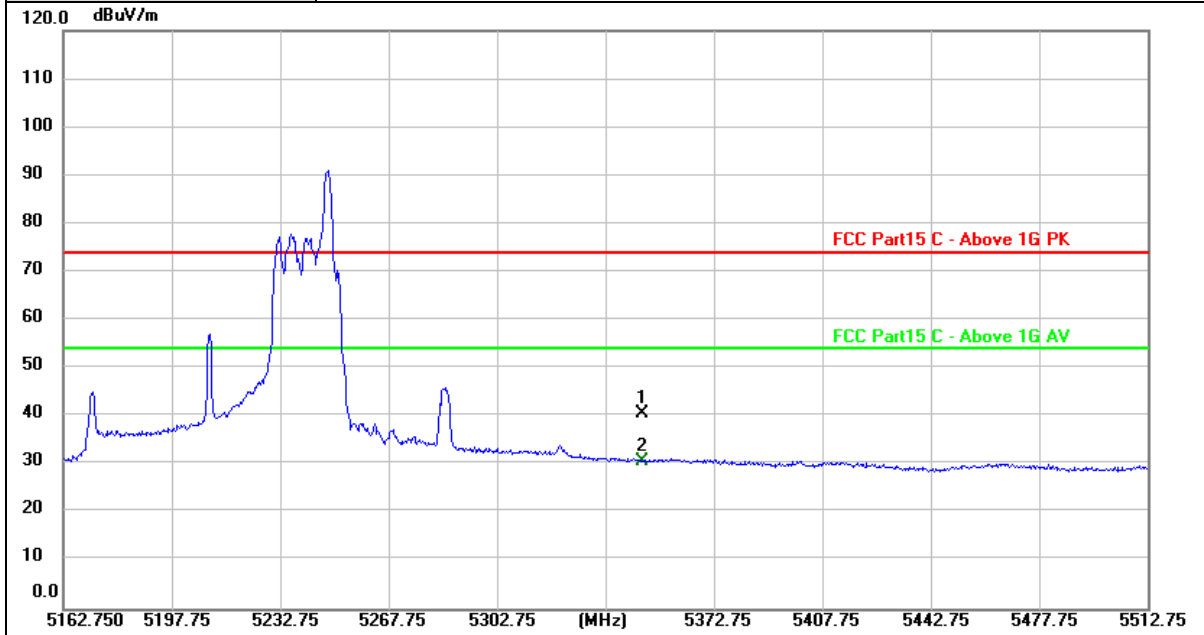
Remarks:

1. Factor (dB/m) = Antenna Factor (dB/m)+Cable Factor (dB)-Pre-amplifier Factor
2. Margin value = Level -Limit value





Ant. No.	Ant 0 + Ant 1
Ant. Pol.	Vertical
Test Mode:	TX 802.11ax(HE80) Mode 5210MHz (U-NII-2A) 26/36



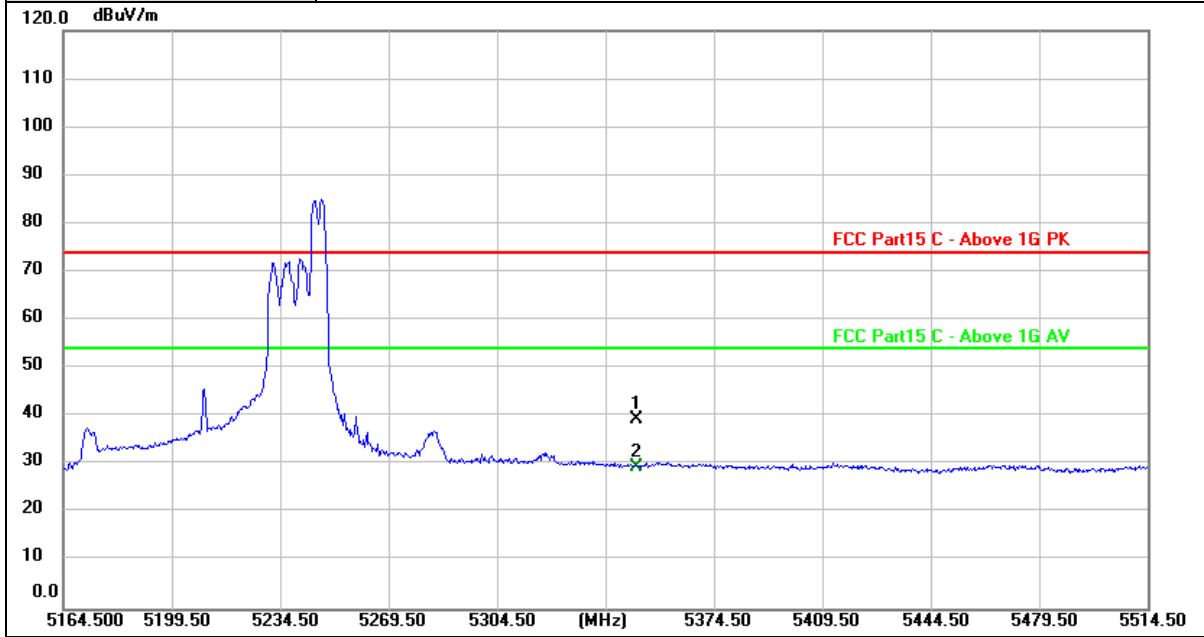
No.	Frequency (MHz)	Reading (dBuV)	Factor (dB/m)	Level (dBuV/m)	Limit (dBuV/m)	Margin (dB)	Detector
1	5350.000	37.48	3.26	40.74	74.00	-33.26	peak
2 *	5350.000	27.58	3.26	30.84	54.00	-23.16	AVG

Remarks:

- Factor (dB/m) = Antenna Factor (dB/m)+Cable Factor (dB)-Pre-amplifier Factor
- Margin value = Level -Limit value



Ant. No.	Ant 0 + Ant 1
Ant. Pol.	Horizontal
Test Mode:	TX 802.11ax(HE80) Mode 5210MHz (U-NII-2A) 52/52



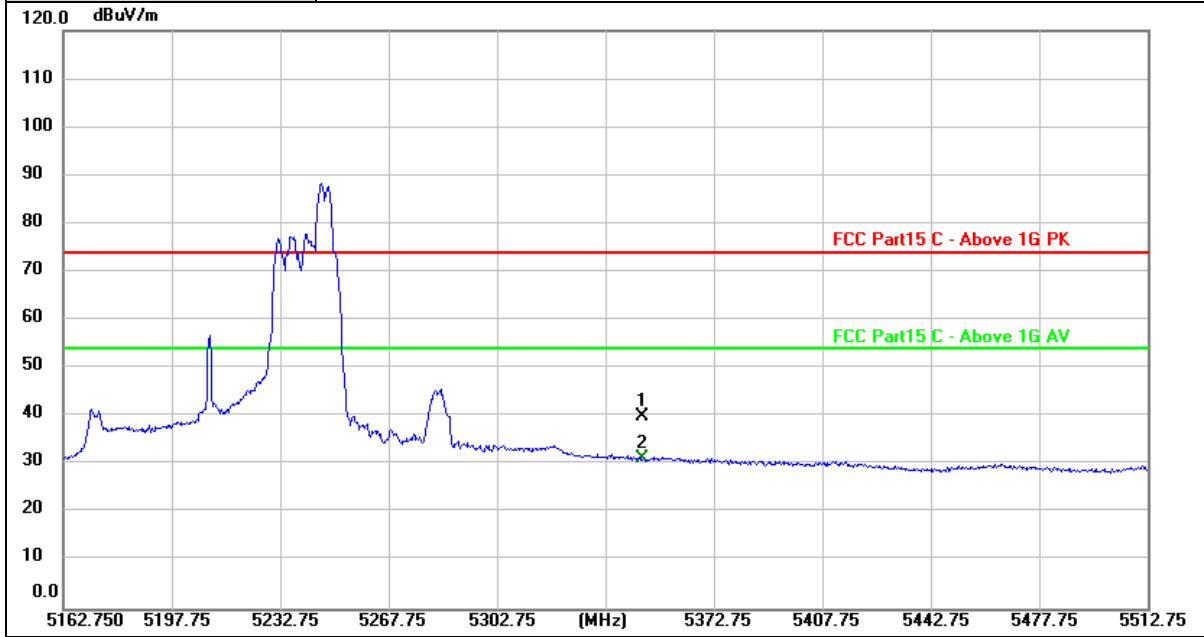
No.	Frequency (MHz)	Reading (dBuV)	Factor (dB/m)	Level (dBuV/m)	Limit (dBuV/m)	Margin (dB)	Detector
1	5350.000	36.22	3.26	39.48	74.00	-34.52	peak
2 *	5350.000	26.42	3.26	29.68	54.00	-24.32	AVG

Remarks:
 1. Factor (dB/m) = Antenna Factor (dB/m)+Cable Factor (dB)-Pre-amplifier Factor
 2. Margin value = Level -Limit value





Ant. No.	Ant 0 + Ant 1
Ant. Pol.	Vertical
Test Mode:	TX 802.11ax(HE80) Mode 5210MHz (U-NII-2A) 52/52



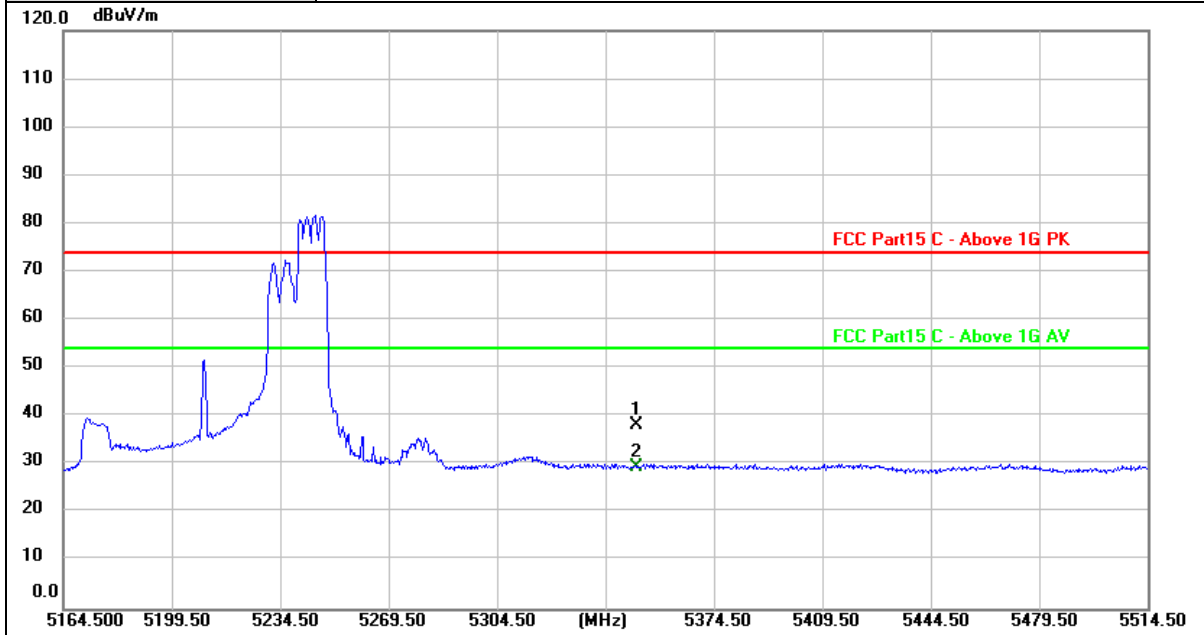
No.	Frequency (MHz)	Reading (dBuV)	Factor (dB/m)	Level (dBuV/m)	Limit (dBuV/m)	Margin (dB)	Detector
1	5350.000	36.68	3.26	39.94	74.00	-34.06	peak
2 *	5350.000	28.16	3.26	31.42	54.00	-22.58	AVG

Remarks:

- 1. Factor (dB/m) = Antenna Factor (dB/m)+Cable Factor (dB)-Pre-amplifier Factor
- 2. Margin value = Level -Limit value



Ant. No.	Ant 0 + Ant 1
Ant. Pol.	Horizontal
Test Mode:	TX 802.11ax(HE80) Mode 5210MHz (U-NII-2A) 106/60



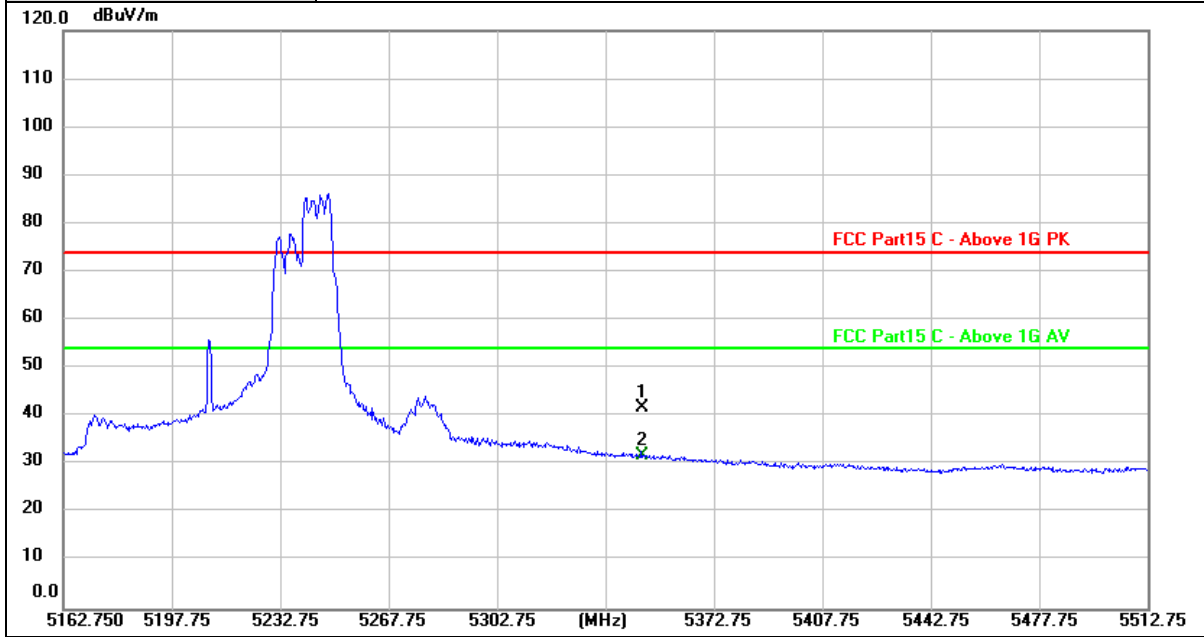
No.	Frequency (MHz)	Reading (dBuV)	Factor (dB/m)	Level (dBuV/m)	Limit (dBuV/m)	Margin (dB)	Detector
1	5350.000	35.05	3.26	38.31	74.00	-35.69	peak
2 *	5350.000	26.36	3.26	29.62	54.00	-24.38	AVG

Remarks:

1. Factor (dB/m) = Antenna Factor (dB/m)+Cable Factor (dB)-Pre-amplifier Factor
2. Margin value = Level -Limit value



Ant. No.	Ant 0 + Ant 1
Ant. Pol.	Vertical
Test Mode:	TX 802.11ax(HE80) Mode 5210MHz (U-NII-2A) 106/60



No.	Frequency (MHz)	Reading (dBuV)	Factor (dB/m)	Level (dBuV/m)	Limit (dBuV/m)	Margin (dB)	Detector
1	5350.000	38.73	3.26	41.99	74.00	-32.01	peak
2 *	5350.000	28.59	3.26	31.85	54.00	-22.15	AVG

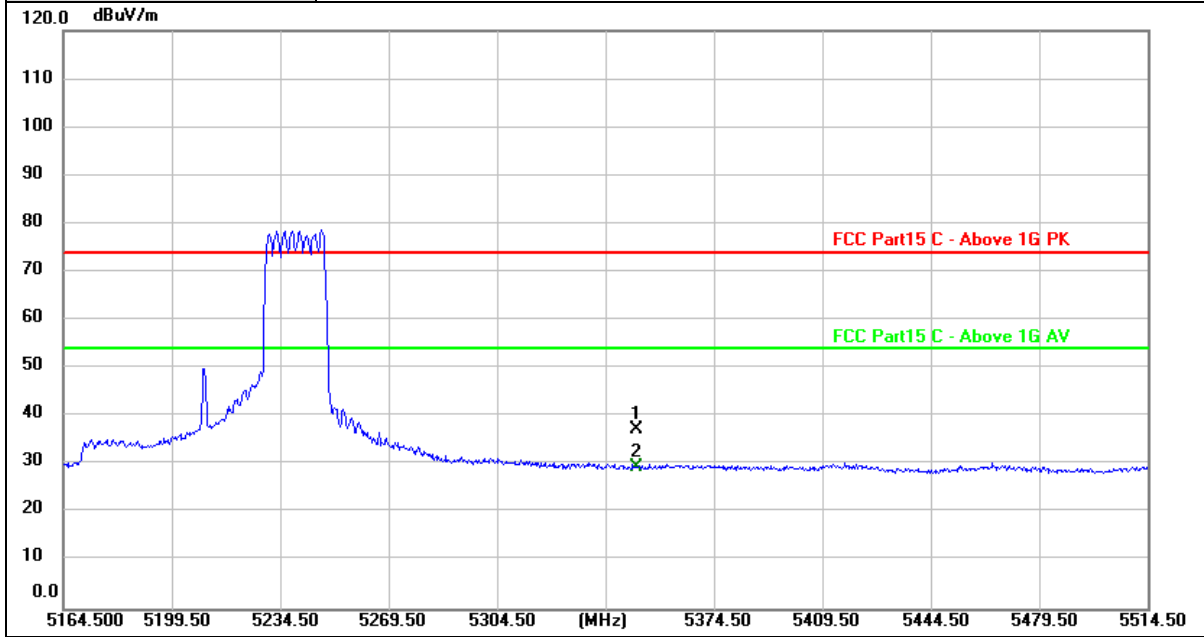
Remarks:

- 1. Factor (dB/m) = Antenna Factor (dB/m)+Cable Factor (dB)-Pre-amplifier Factor
- 2. Margin value = Level -Limit value





Ant. No.	Ant 0 + Ant 1
Ant. Pol.	Horizontal
Test Mode:	TX 802.11ax(HE80) Mode 5210MHz (U-NII-2A) 242/64



No.	Frequency (MHz)	Reading (dBuV)	Factor (dB/m)	Level (dBuV/m)	Limit (dBuV/m)	Margin (dB)	Detector
1	5350.000	34.13	3.26	37.39	74.00	-36.61	peak
2 *	5350.000	26.42	3.26	29.68	54.00	-24.32	AVG

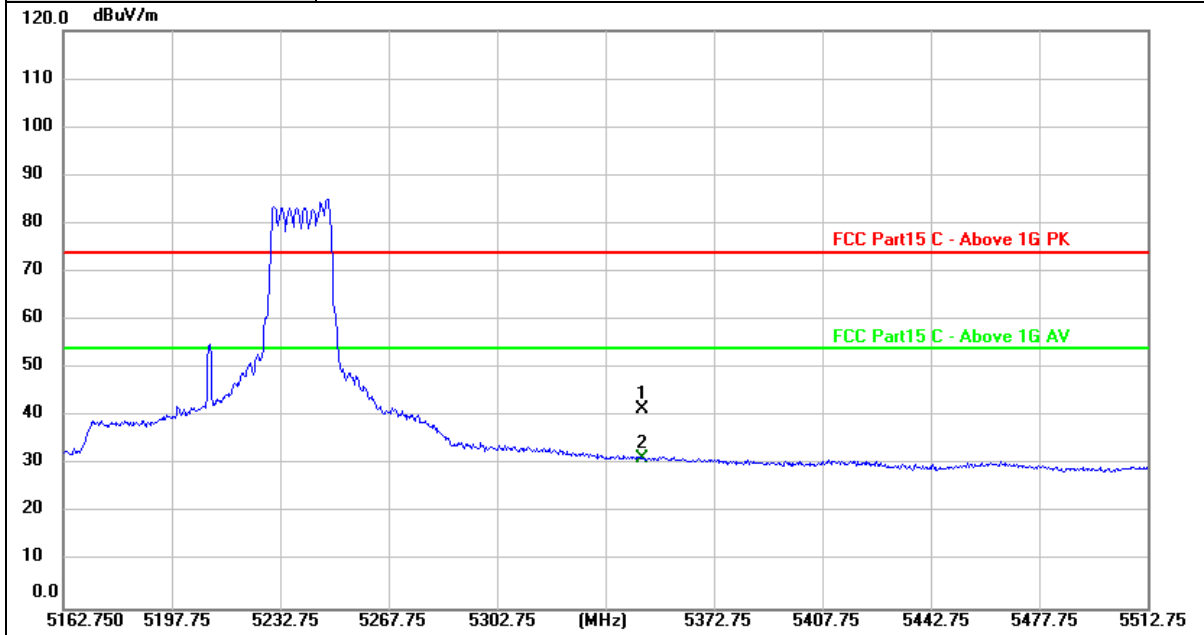
Remarks:

1. Factor (dB/m) = Antenna Factor (dB/m)+Cable Factor (dB)-Pre-amplifier Factor
2. Margin value = Level -Limit value





Ant. No.	Ant 0 + Ant 1
Ant. Pol.	Vertical
Test Mode:	TX 802.11ax(HE80) Mode 5210MHz (U-NII-2A) 242/64



No.	Frequency (MHz)	Reading (dBuV)	Factor (dB/m)	Level (dBuV/m)	Limit (dBuV/m)	Margin (dB)	Detector
1	5350.000	38.39	3.26	41.65	74.00	-32.35	peak
2 *	5350.000	27.96	3.26	31.22	54.00	-22.78	AVG

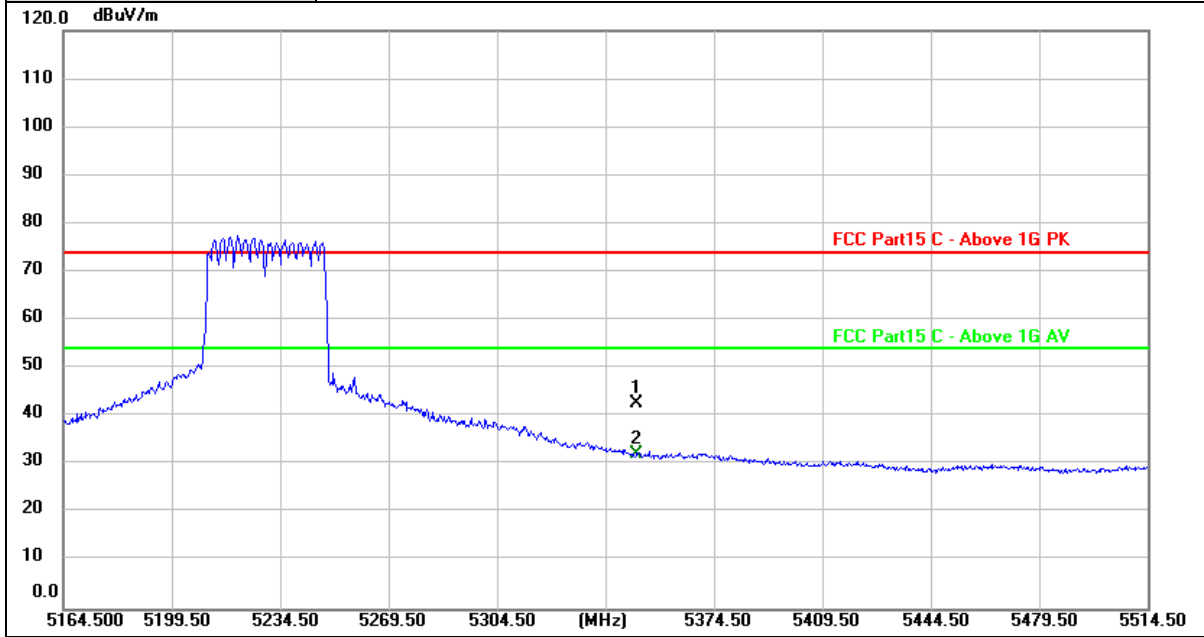
Remarks:

- 1. Factor (dB/m) = Antenna Factor (dB/m)+Cable Factor (dB)-Pre-amplifier Factor
- 2. Margin value = Level -Limit value





Ant. No.	Ant 0 + Ant 1
Ant. Pol.	Horizontal
Test Mode:	TX 802.11ax(HE80) Mode 5210MHz (U-NII-2A) 484/66



No.	Frequency (MHz)	Reading (dBuV)	Factor (dB/m)	Level (dBuV/m)	Limit (dBuV/m)	Margin (dB)	Detector
1	5350.000	39.40	3.26	42.66	74.00	-31.34	peak
2 *	5350.000	28.91	3.26	32.17	54.00	-21.83	AVG

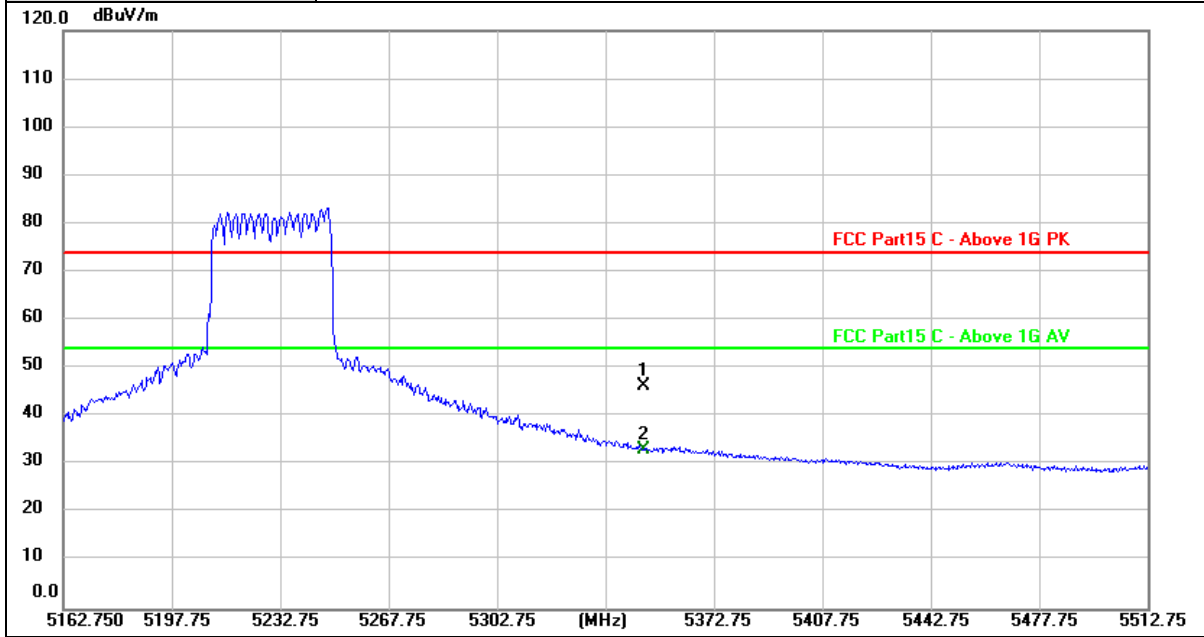
Remarks:

1. Factor (dB/m) = Antenna Factor (dB/m)+Cable Factor (dB)-Pre-amplifier Factor
2. Margin value = Level -Limit value





Ant. No.	Ant 0 + Ant 1
Ant. Pol.	Vertical
Test Mode:	TX 802.11ax(HE80) Mode 5210MHz (U-NII-2A) 484/66



No.	Frequency (MHz)	Reading (dBuV)	Factor (dB/m)	Level (dBuV/m)	Limit (dBuV/m)	Margin (dB)	Detector
1	5350.000	43.05	3.26	46.31	74.00	-27.69	peak
2 *	5350.000	29.91	3.26	33.17	54.00	-20.83	AVG

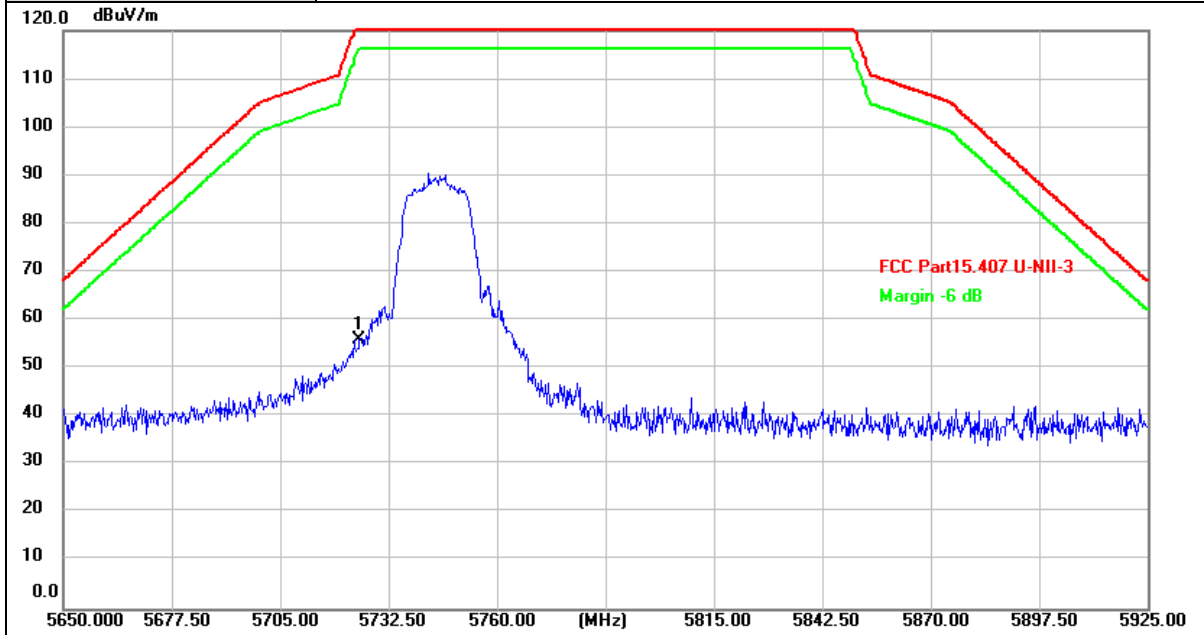
Remarks:

- 1. Factor (dB/m) = Antenna Factor (dB/m)+Cable Factor (dB)-Pre-amplifier Factor
- 2. Margin value = Level -Limit value





Ant. No.	Ant 0
Ant. Pol.	Horizontal
Test Mode:	TX 802.11a Mode 5745MHz (U-NII-3)



No.	Frequency (MHz)	Reading (dBuV)	Factor (dB/m)	Level (dBuV/m)	Limit (dBuV/m)	Margin (dB)	Detector
1 *	5725.000	51.53	4.50	56.03	122.20	-66.17	peak

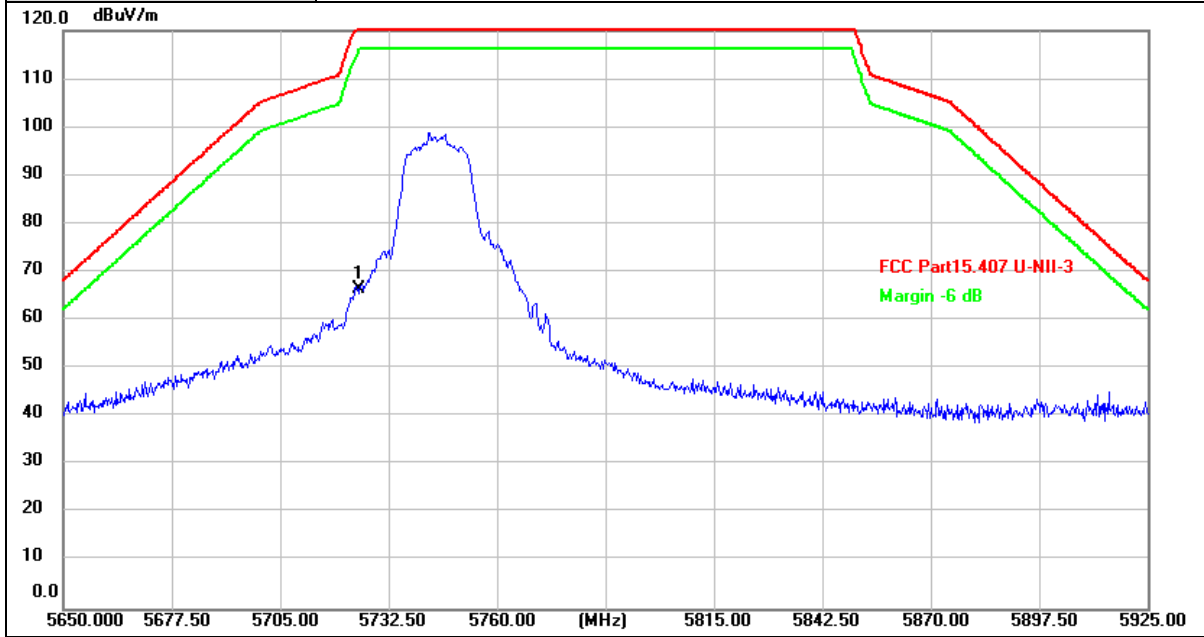
Remarks:

1. Factor (dB/m) = Antenna Factor (dB/m)+Cable Factor (dB)-Pre-amplifier Factor
2. Margin value = Level -Limit value





Ant. No.	Ant 0
Ant. Pol.	Vertical
Test Mode:	TX 802.11a Mode 5745MHz (U-NII-3)



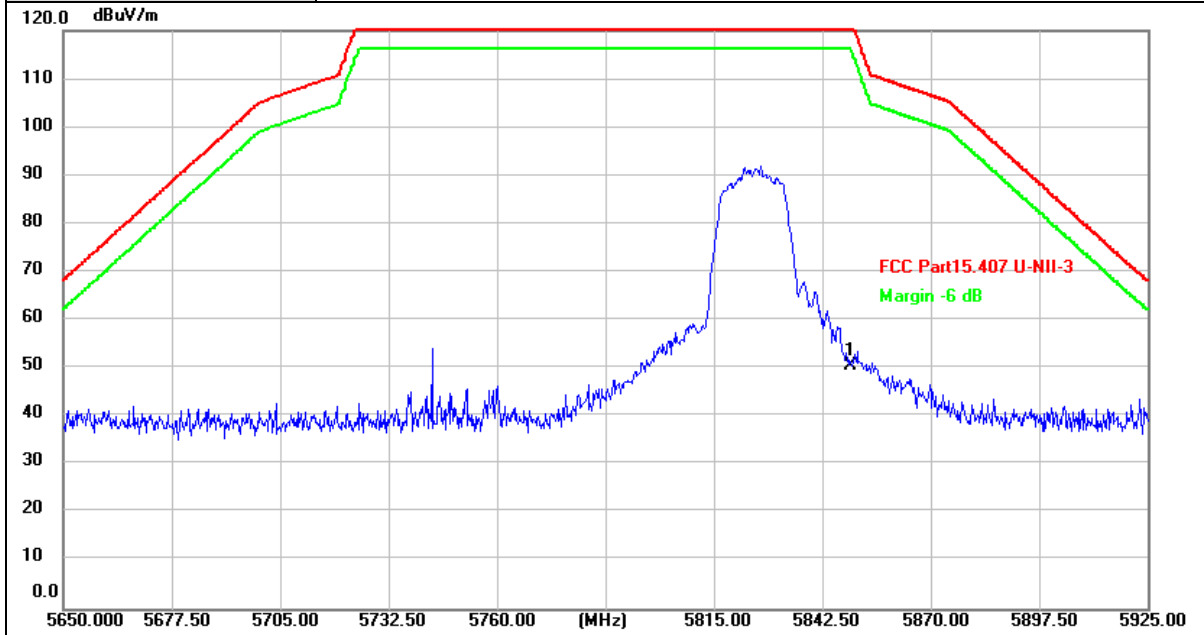
No.	Frequency (MHz)	Reading (dBuV)	Factor (dB/m)	Level (dBuV/m)	Limit (dBuV/m)	Margin (dB)	Detector
1 *	5725.000	62.09	4.50	66.59	122.20	-55.61	peak

Remarks:

- Factor (dB/m) = Antenna Factor (dB/m)+Cable Factor (dB)-Pre-amplifier Factor
- Margin value = Level -Limit value



Ant. No.	Ant 0
Ant. Pol.	Horizontal
Test Mode:	TX 802.11a Mode 5825MHz (U-NII-3)



No.	Frequency (MHz)	Reading (dBuV)	Factor (dB/m)	Level (dBuV/m)	Limit (dBuV/m)	Margin (dB)	Detector
1 *	5850.000	45.59	4.95	50.54	122.20	-71.66	peak

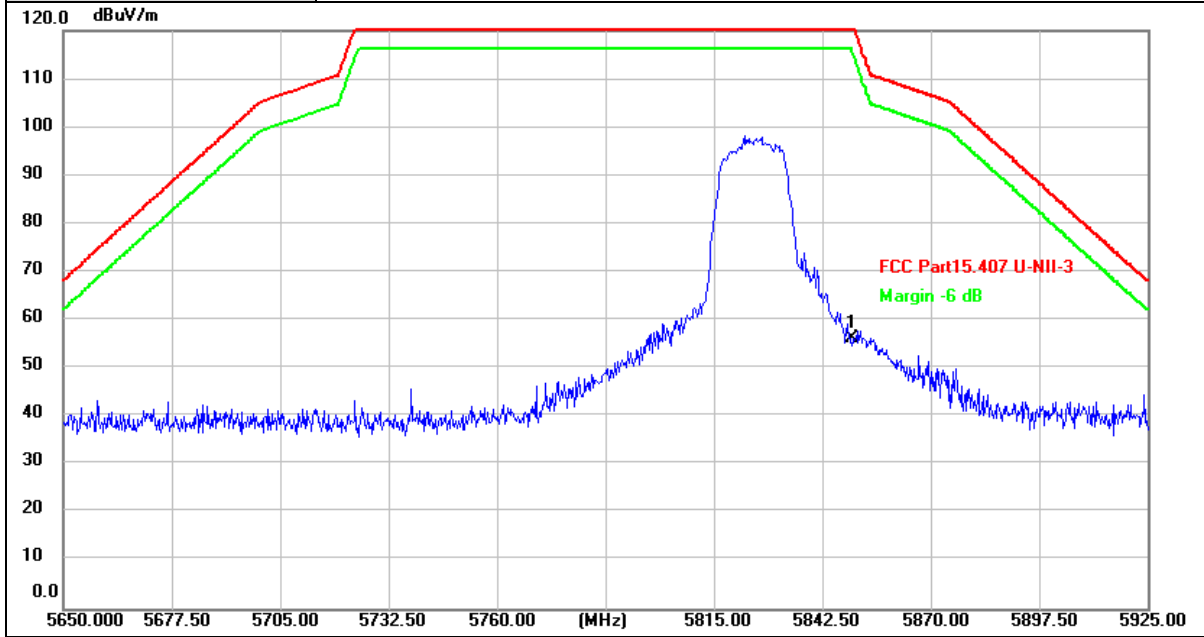
Remarks:

1. Factor (dB/m) = Antenna Factor (dB/m)+Cable Factor (dB)-Pre-amplifier Factor
2. Margin value = Level -Limit value





Ant. No.	Ant 0
Ant. Pol.	Vertical
Test Mode:	TX 802.11a Mode 5825MHz (U-NII-3)



No.	Frequency (MHz)	Reading (dBuV)	Factor (dB/m)	Level (dBuV/m)	Limit (dBuV/m)	Margin (dB)	Detector
1 *	5850.000	51.25	4.95	56.20	122.20	-66.00	peak

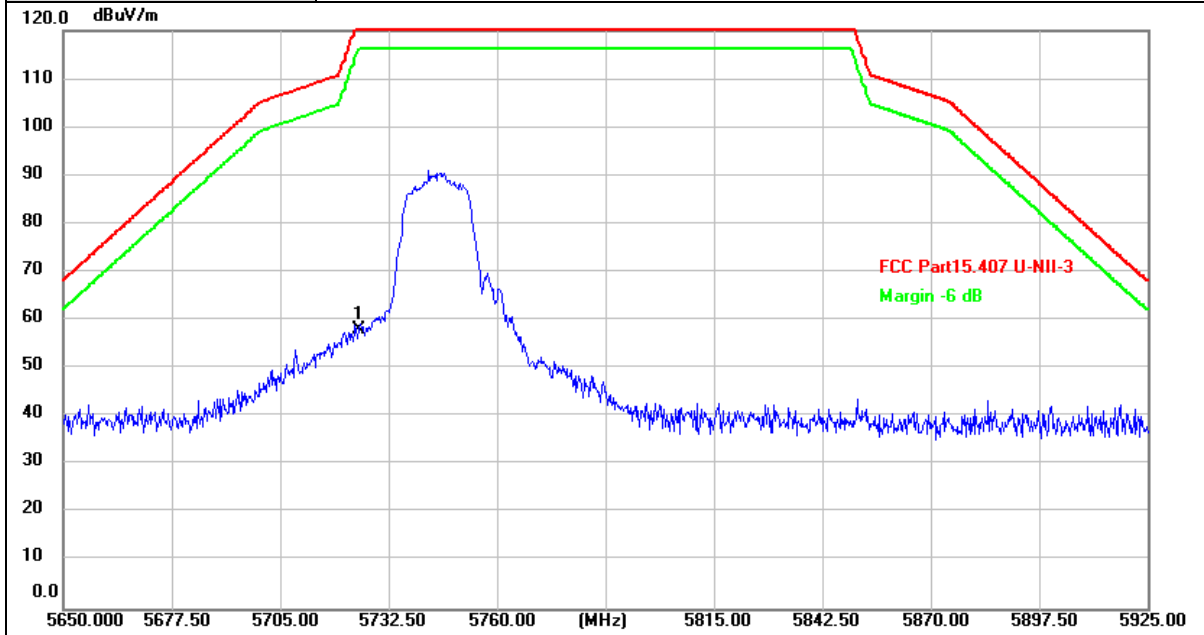
Remarks:

- Factor (dB/m) = Antenna Factor (dB/m)+Cable Factor (dB)-Pre-amplifier Factor
- Margin value = Level -Limit value





Ant. No.	Ant 1
Ant. Pol.	Horizontal
Test Mode:	TX 802.11a Mode 5745MHz (U-NII-3)



No.	Frequency (MHz)	Reading (dBuV)	Factor (dB/m)	Level (dBuV/m)	Limit (dBuV/m)	Margin (dB)	Detector
1 *	5725.000	53.47	4.50	57.97	122.20	-64.23	peak

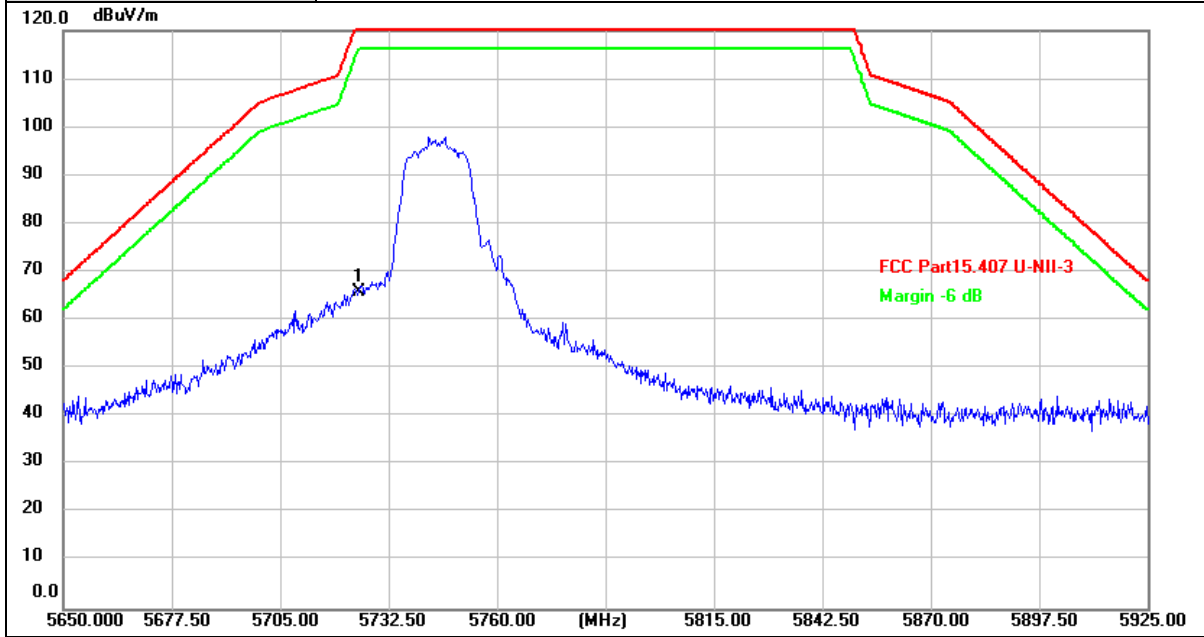
Remarks:

1. Factor (dB/m) = Antenna Factor (dB/m)+Cable Factor (dB)-Pre-amplifier Factor
2. Margin value = Level -Limit value





Ant. No.	Ant 1
Ant. Pol.	Vertical
Test Mode:	TX 802.11a Mode 5745MHz (U-NII-3)



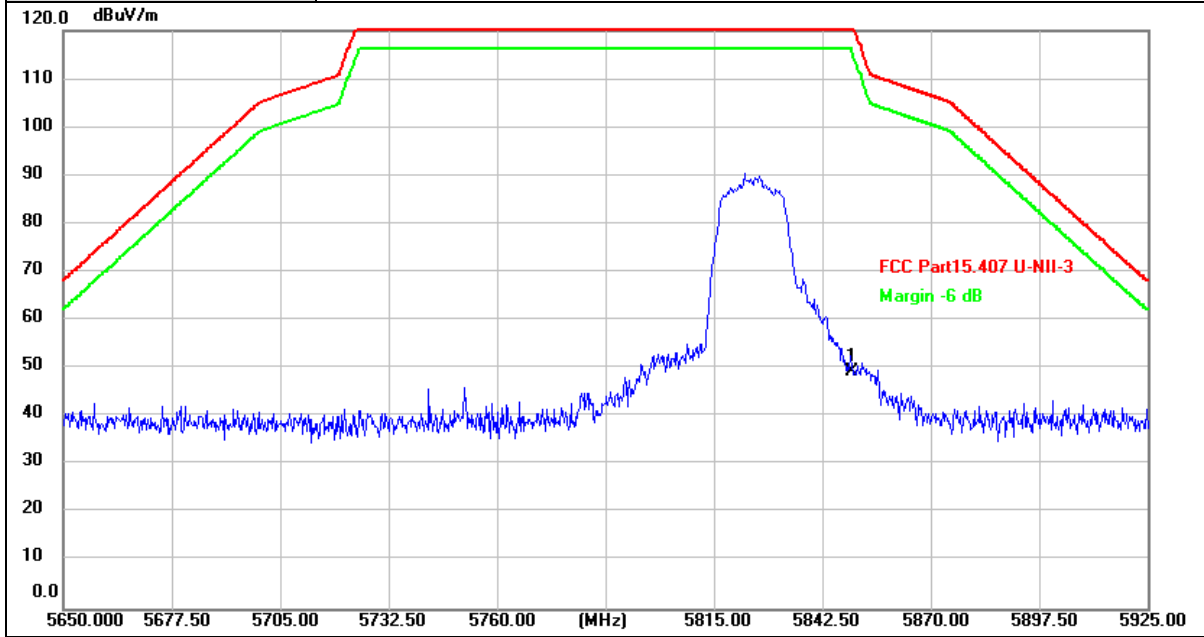
No.	Frequency (MHz)	Reading (dBuV)	Factor (dB/m)	Level (dBuV/m)	Limit (dBuV/m)	Margin (dB)	Detector
1 *	5725.000	61.45	4.50	65.95	122.20	-56.25	peak

Remarks:

1. Factor (dB/m) = Antenna Factor (dB/m)+Cable Factor (dB)-Pre-amplifier Factor
2. Margin value = Level -Limit value



Ant. No.	Ant 1
Ant. Pol.	Horizontal
Test Mode:	TX 802.11a Mode 5825MHz (U-NII-3)



No.	Frequency (MHz)	Reading (dBuV)	Factor (dB/m)	Level (dBuV/m)	Limit (dBuV/m)	Margin (dB)	Detector
1 *	5850.000	44.31	4.95	49.26	122.20	-72.94	peak

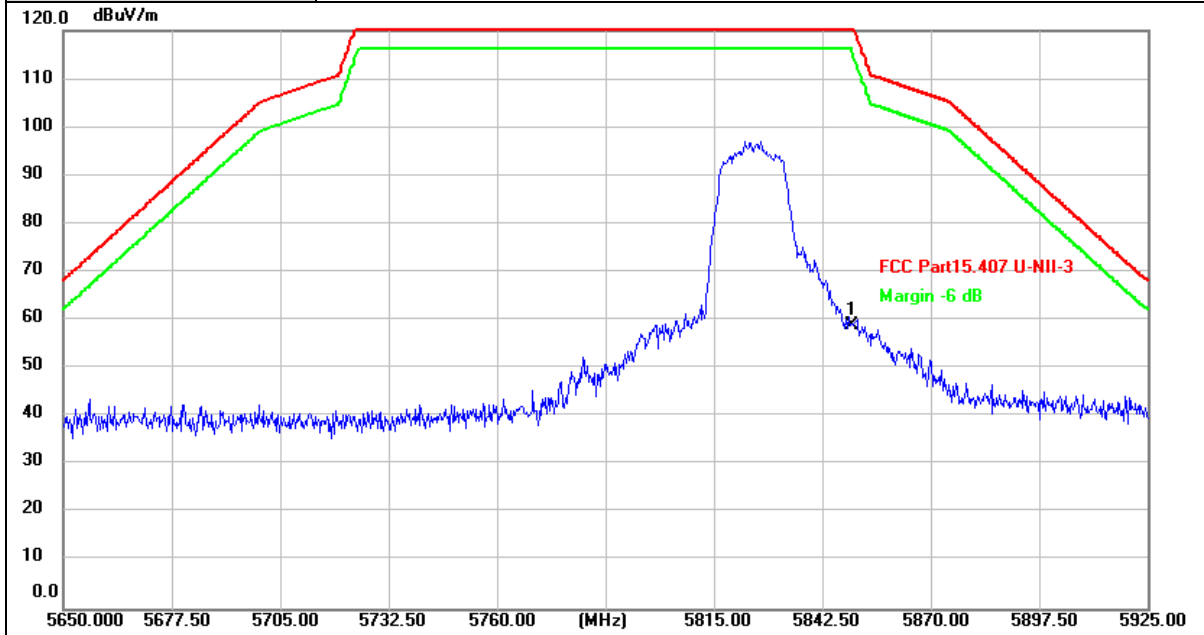
Remarks:

1. Factor (dB/m) = Antenna Factor (dB/m)+Cable Factor (dB)-Pre-amplifier Factor
2. Margin value = Level -Limit value





Ant. No.	Ant 1
Ant. Pol.	Vertical
Test Mode:	TX 802.11a Mode 5825MHz (U-NII-3)



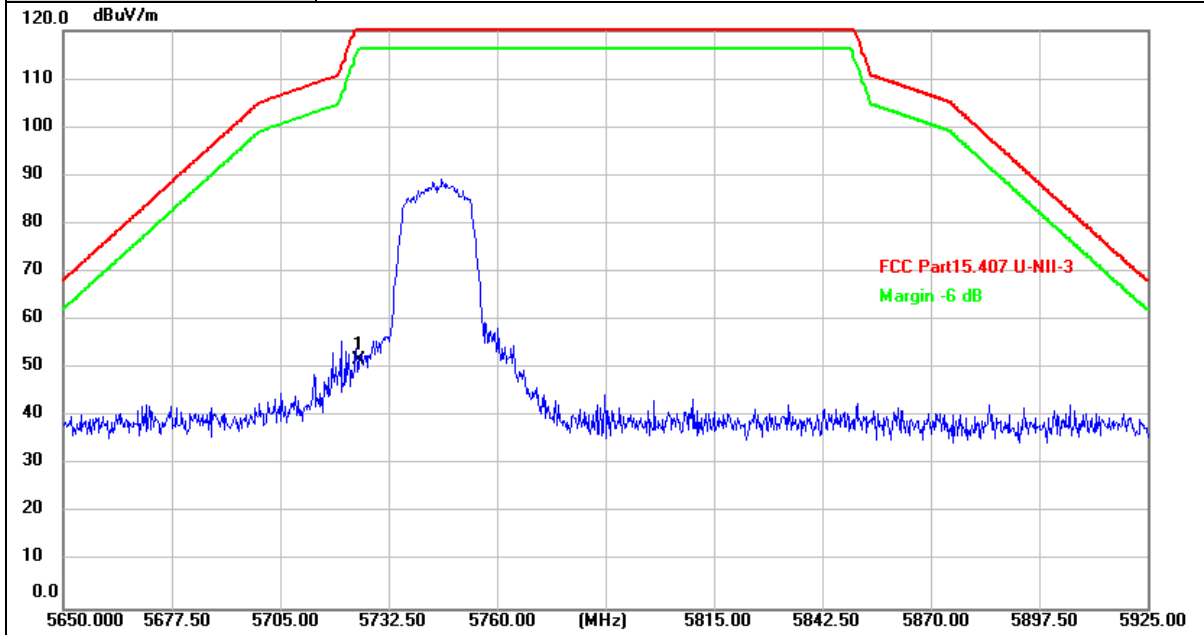
No.	Frequency (MHz)	Reading (dBuV)	Factor (dB/m)	Level (dBuV/m)	Limit (dBuV/m)	Margin (dB)	Detector
1 *	5850.000	54.06	4.95	59.01	122.20	-63.19	peak

Remarks:

- Factor (dB/m) = Antenna Factor (dB/m)+Cable Factor (dB)-Pre-amplifier Factor
- Margin value = Level -Limit value



Ant. No.	Ant 0 + Ant 1
Ant. Pol.	Horizontal
Test Mode:	TX 802.11n(HT20) Mode 5745MHz (U-NII-3)



No.	Frequency (MHz)	Reading (dBuV)	Factor (dB/m)	Level (dBuV/m)	Limit (dBuV/m)	Margin (dB)	Detector
1 *	5725.000	47.17	4.50	51.67	122.20	-70.53	peak

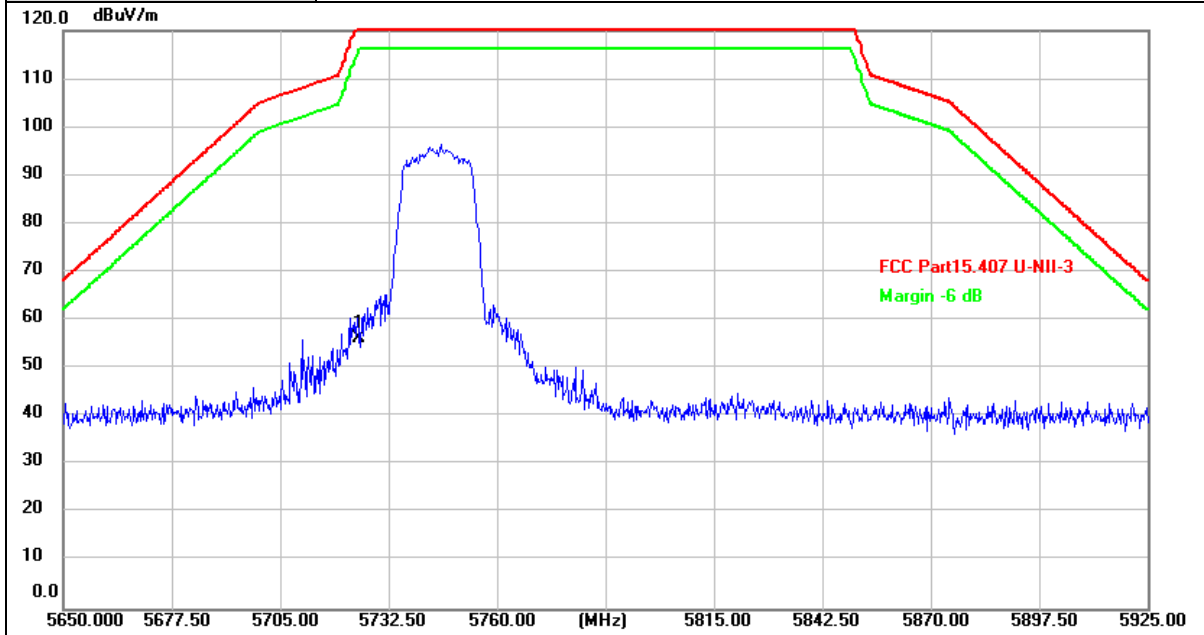
Remarks:

- Factor (dB/m) = Antenna Factor (dB/m)+Cable Factor (dB)-Pre-amplifier Factor
- Margin value = Level -Limit value





Ant. No.	Ant 0 + Ant 1
Ant. Pol.	Vertical
Test Mode:	TX 802.11n(HT20) Mode 5745MHz (U-NII-3)



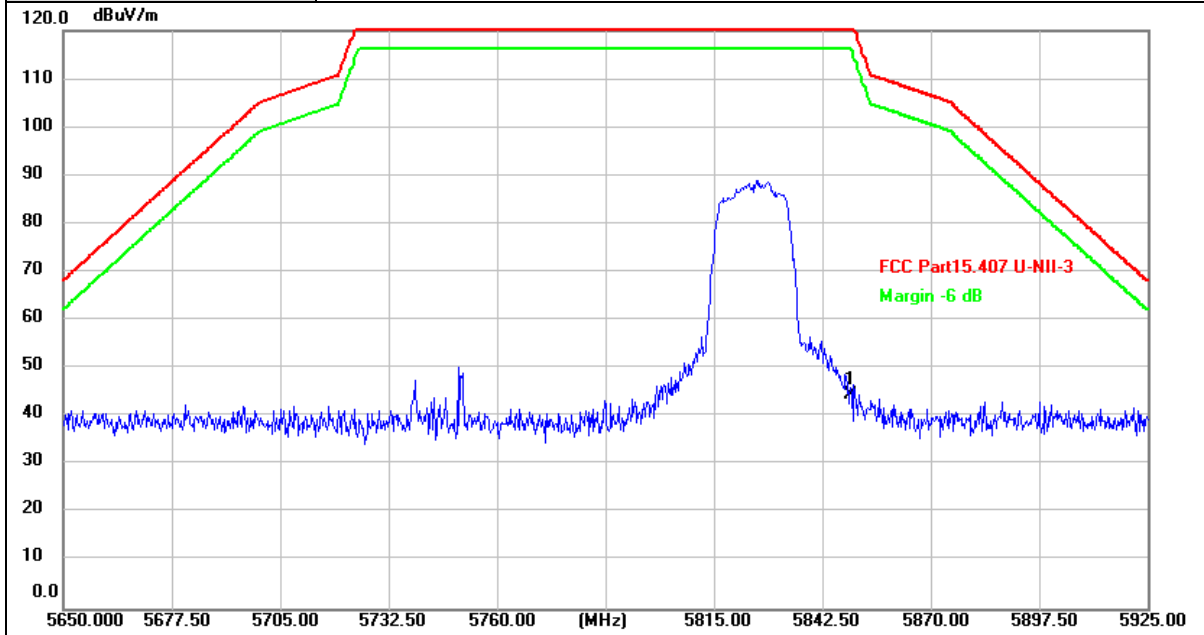
No.	Frequency (MHz)	Reading (dBuV)	Factor (dB/m)	Level (dBuV/m)	Limit (dBuV/m)	Margin (dB)	Detector
1 *	5725.000	51.84	4.50	56.34	122.20	-65.86	peak

Remarks:

1. Factor (dB/m) = Antenna Factor (dB/m)+Cable Factor (dB)-Pre-amplifier Factor
2. Margin value = Level -Limit value



Ant. No.	Ant 0 + Ant 1
Ant. Pol.	Horizontal
Test Mode:	TX 802.11n(HT20) Mode 5825MHz (U-NII-3)



No.	Frequency (MHz)	Reading (dBuV)	Factor (dB/m)	Level (dBuV/m)	Limit (dBuV/m)	Margin (dB)	Detector
1 *	5850.000	39.59	4.95	44.54	122.20	-77.66	peak

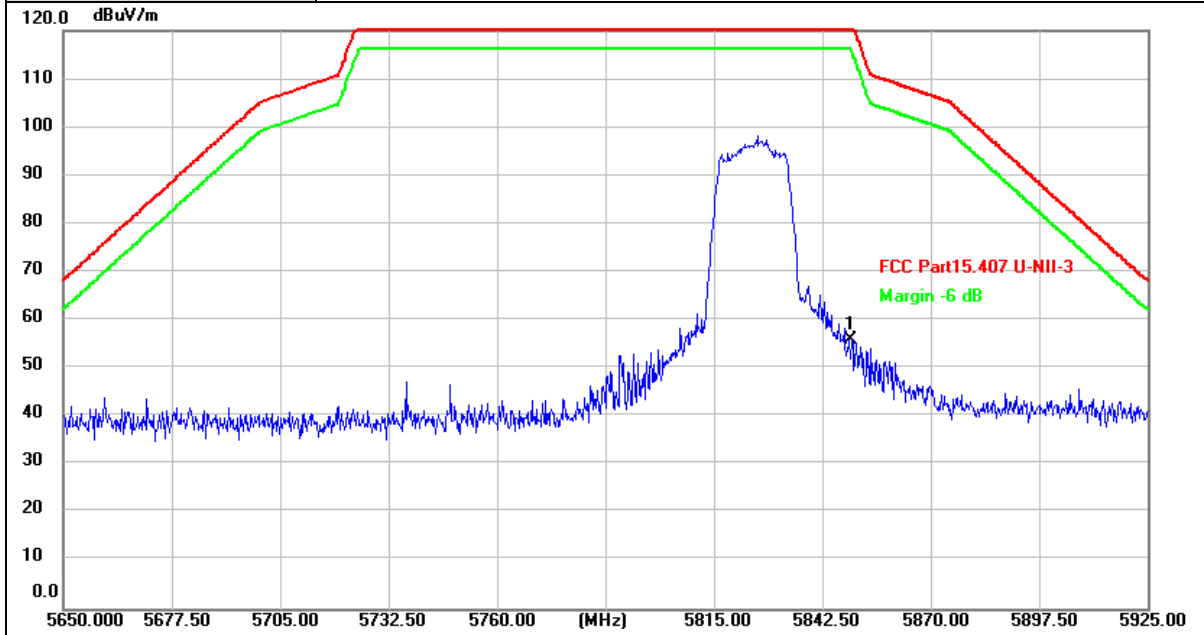
Remarks:

1. Factor (dB/m) = Antenna Factor (dB/m)+Cable Factor (dB)-Pre-amplifier Factor
2. Margin value = Level -Limit value





Ant. No.	Ant 0 + Ant 1
Ant. Pol.	Vertical
Test Mode:	TX 802.11n(HT20) Mode 5825MHz (U-NII-3)



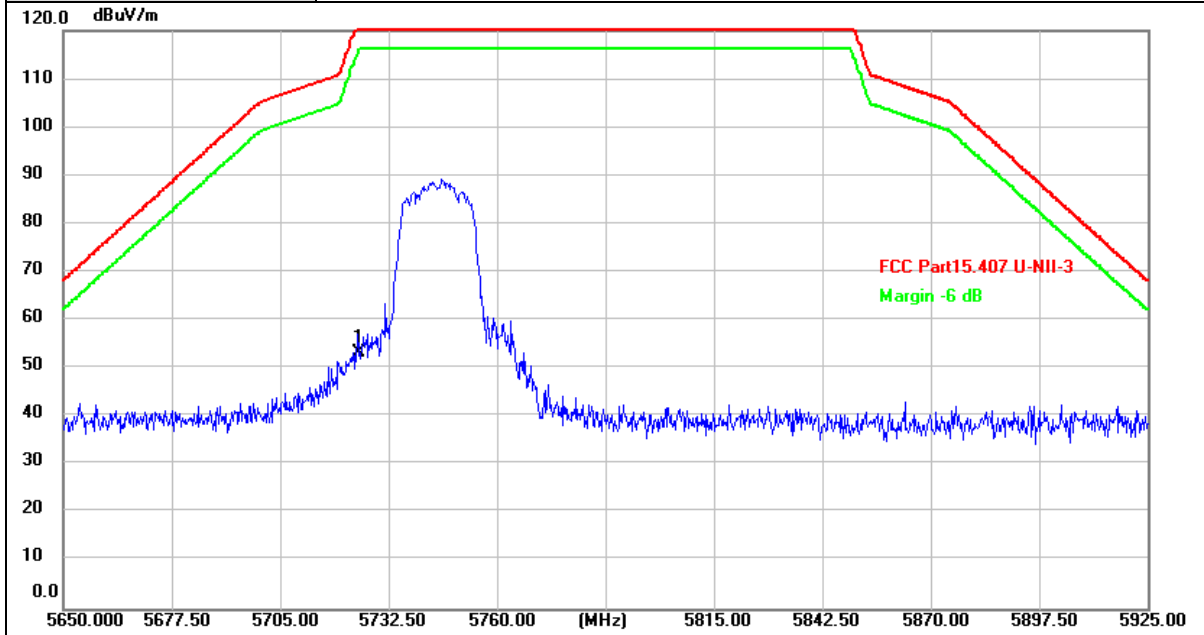
No.	Frequency (MHz)	Reading (dBuV)	Factor (dB/m)	Level (dBuV/m)	Limit (dBuV/m)	Margin (dB)	Detector
1 *	5850.000	50.90	4.95	55.85	122.20	-66.35	peak

Remarks:

- Factor (dB/m) = Antenna Factor (dB/m)+Cable Factor (dB)-Pre-amplifier Factor
- Margin value = Level -Limit value



Ant. No.	Ant 0 + Ant 1
Ant. Pol.	Horizontal
Test Mode:	TX 802.11ac(VHT20) Mode 5745MHz (U-NII-3)



No.	Frequency (MHz)	Reading (dBuV)	Factor (dB/m)	Level (dBuV/m)	Limit (dBuV/m)	Margin (dB)	Detector
1 *	5725.000	48.84	4.50	53.34	122.20	-68.86	peak

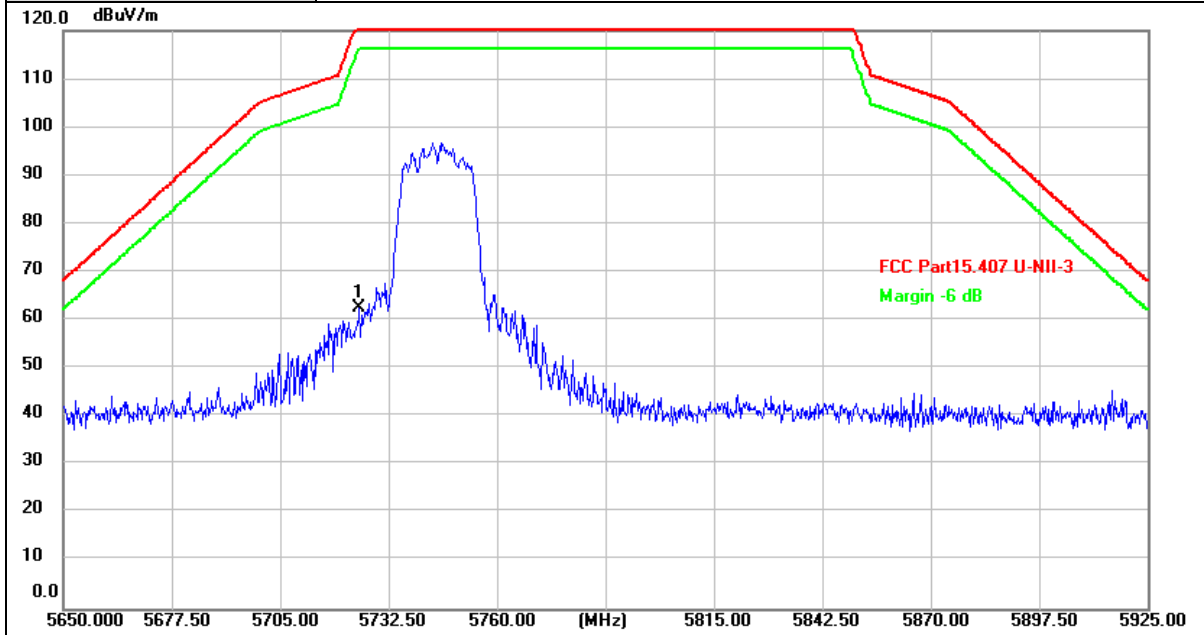
Remarks:

1. Factor (dB/m) = Antenna Factor (dB/m)+Cable Factor (dB)-Pre-amplifier Factor
2. Margin value = Level -Limit value





Ant. No.	Ant 0 + Ant 1
Ant. Pol.	Vertical
Test Mode:	TX 802.11ac(VHT20) Mode 5745MHz (U-NII-3)



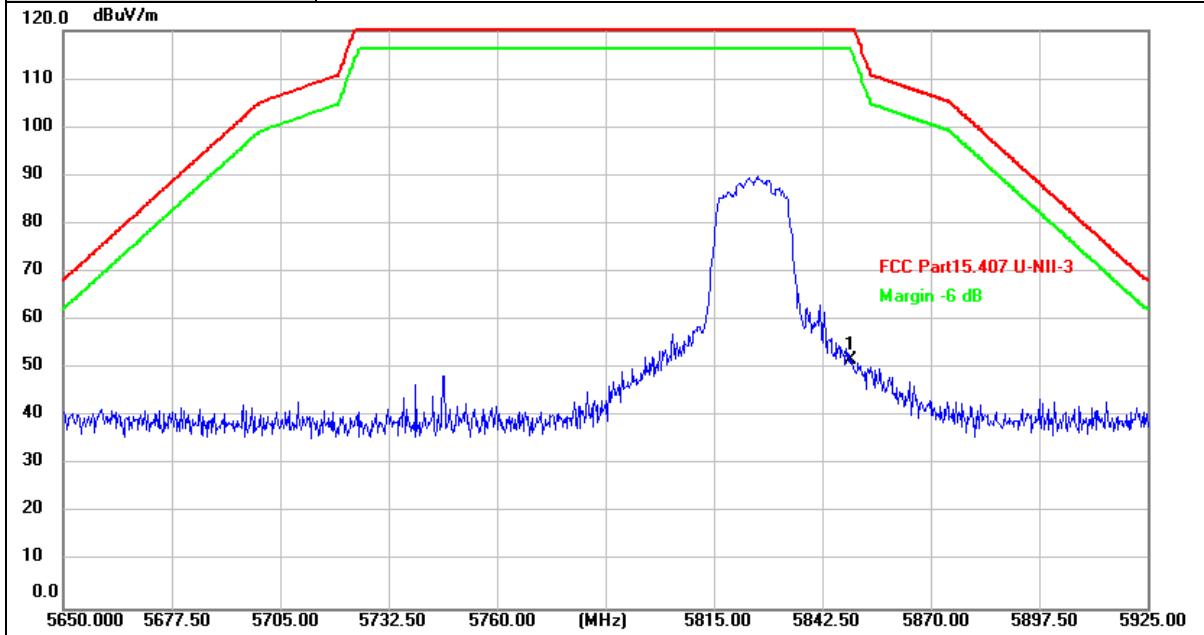
No.	Frequency (MHz)	Reading (dBuV)	Factor (dB/m)	Level (dBuV/m)	Limit (dBuV/m)	Margin (dB)	Detector
1 *	5725.000	58.01	4.50	62.51	122.20	-59.69	peak

Remarks:

- Factor (dB/m) = Antenna Factor (dB/m)+Cable Factor (dB)-Pre-amplifier Factor
- Margin value = Level -Limit value



Ant. No.	Ant 0 + Ant 1
Ant. Pol.	Horizontal
Test Mode:	TX 802.11ac(VHT20) Mode 5825MHz (U-NII-3)



No.	Frequency (MHz)	Reading (dBuV)	Factor (dB/m)	Level (dBuV/m)	Limit (dBuV/m)	Margin (dB)	Detector
1 *	5850.000	46.86	4.95	51.81	122.20	-70.39	peak

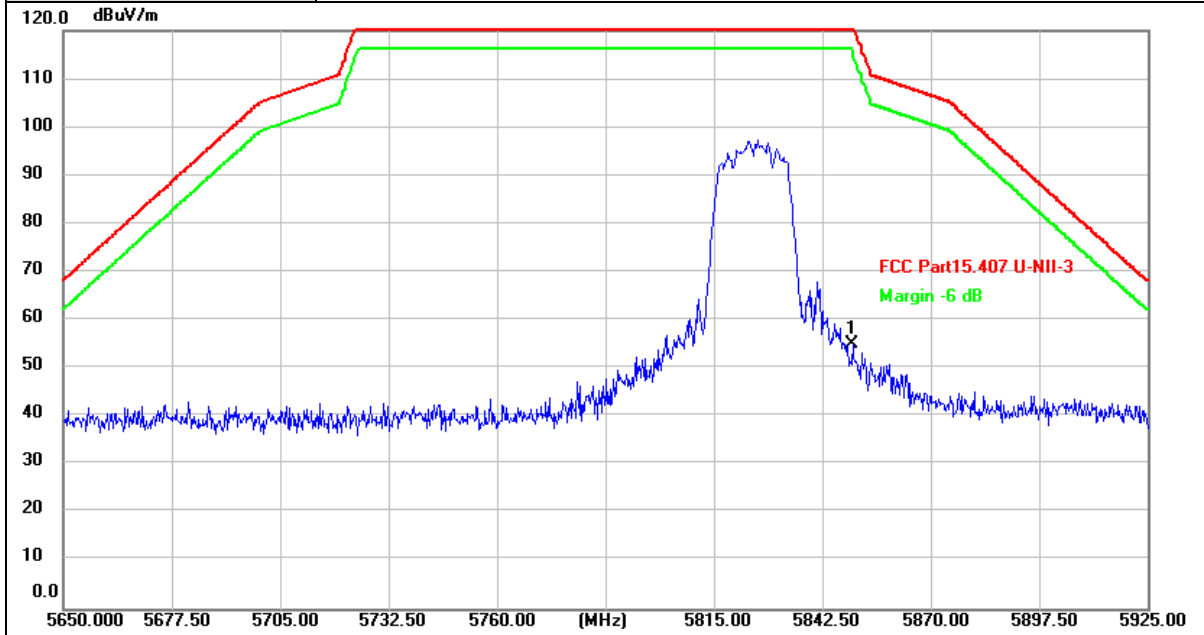
Remarks:

1. Factor (dB/m) = Antenna Factor (dB/m)+Cable Factor (dB)-Pre-amplifier Factor
2. Margin value = Level -Limit value





Ant. No.	Ant 0 + Ant 1
Ant. Pol.	Vertical
Test Mode:	TX 802.11ac(VHT20) Mode 5825MHz (U-NII-3)



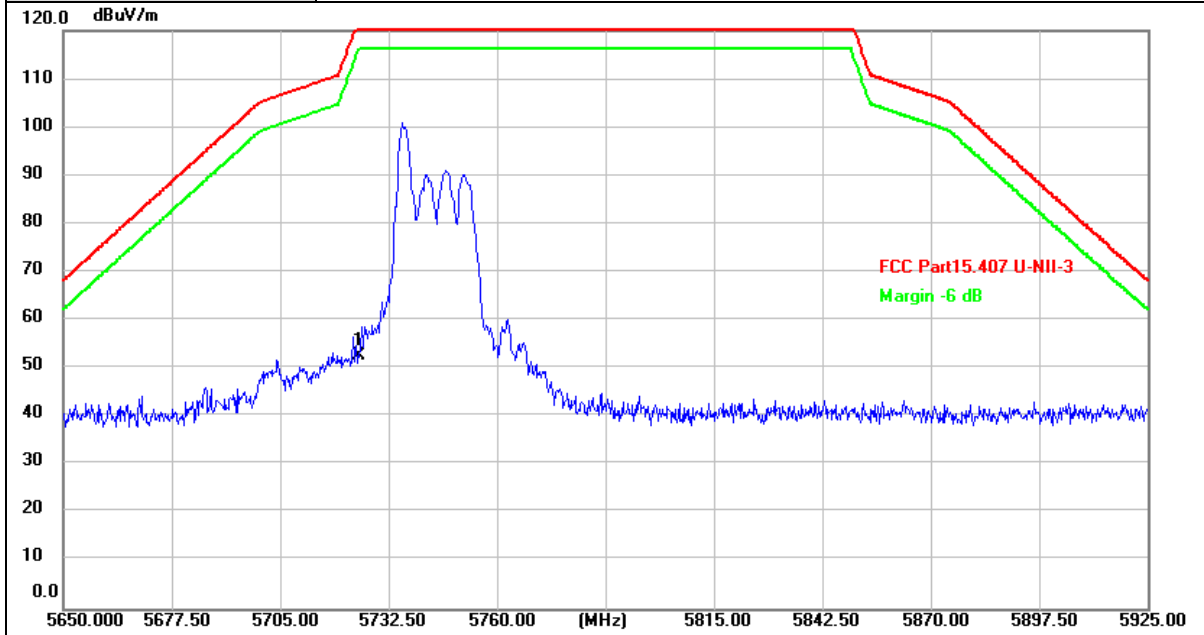
No.	Frequency (MHz)	Reading (dBuV)	Factor (dB/m)	Level (dBuV/m)	Limit (dBuV/m)	Margin (dB)	Detector
1 *	5850.000	50.10	4.95	55.05	122.20	-67.15	peak

Remarks:

1. Factor (dB/m) = Antenna Factor (dB/m)+Cable Factor (dB)-Pre-amplifier Factor
2. Margin value = Level -Limit value



Ant. No.	Ant 0 + Ant 1
Ant. Pol.	Horizontal
Test Mode:	TX 802.11ax(HE20) Mode 5745MHz (U-NII-3) 26/0



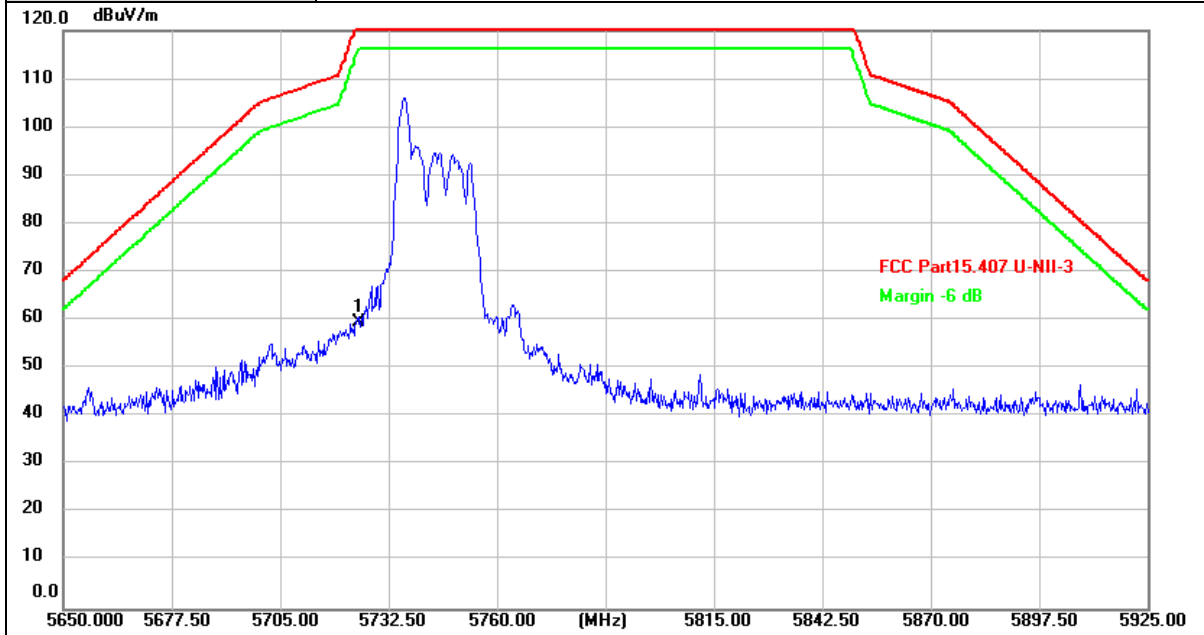
No.	Frequency (MHz)	Reading (dBuV)	Factor (dB/m)	Level (dBuV/m)	Limit (dBuV/m)	Margin (dB)	Detector
1 *	5725.000	48.04	4.50	52.54	122.20	-69.66	peak

Remarks:

1. Factor (dB/m) = Antenna Factor (dB/m)+Cable Factor (dB)-Pre-amplifier Factor
2. Margin value = Level -Limit value



Ant. No.	Ant 0 + Ant 1
Ant. Pol.	Vertical
Test Mode:	TX 802.11ax(HE20) Mode 5745MHz (U-NII-3) 26/0



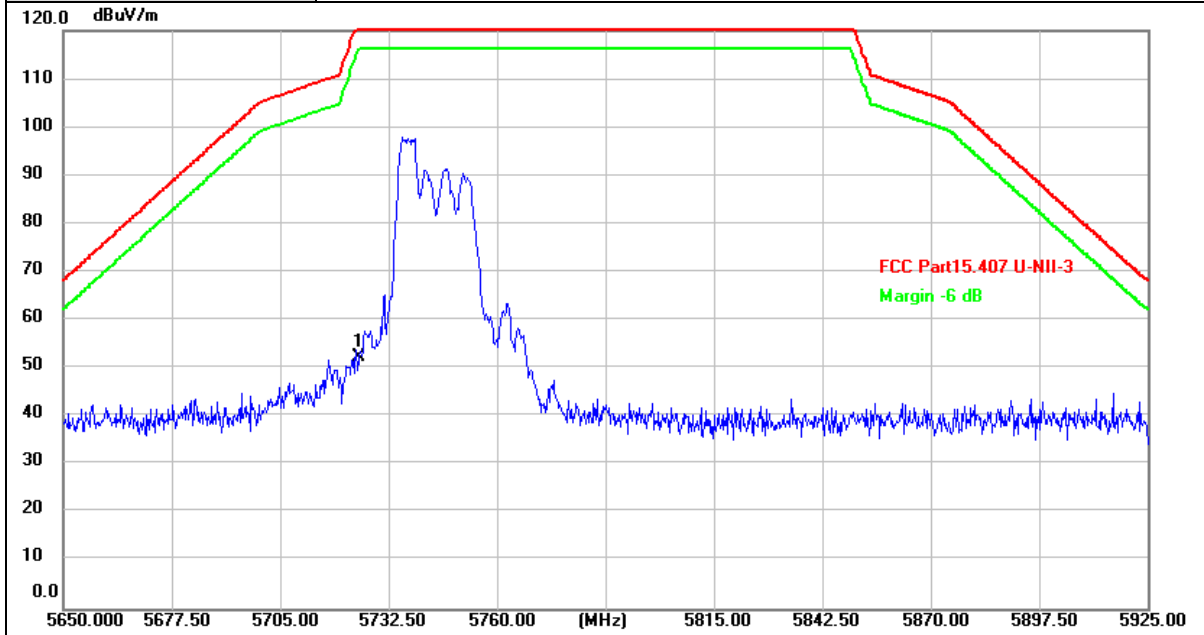
No.	Frequency (MHz)	Reading (dBuV)	Factor (dB/m)	Level (dBuV/m)	Limit (dBuV/m)	Margin (dB)	Detector
1 *	5725.000	54.98	4.50	59.48	122.20	-62.72	peak

Remarks:

- Factor (dB/m) = Antenna Factor (dB/m)+Cable Factor (dB)-Pre-amplifier Factor
- Margin value = Level -Limit value



Ant. No.	Ant 0 + Ant 1
Ant. Pol.	Horizontal
Test Mode:	TX 802.11ax(HE20) Mode 5745MHz (U-NII-3) 52/37



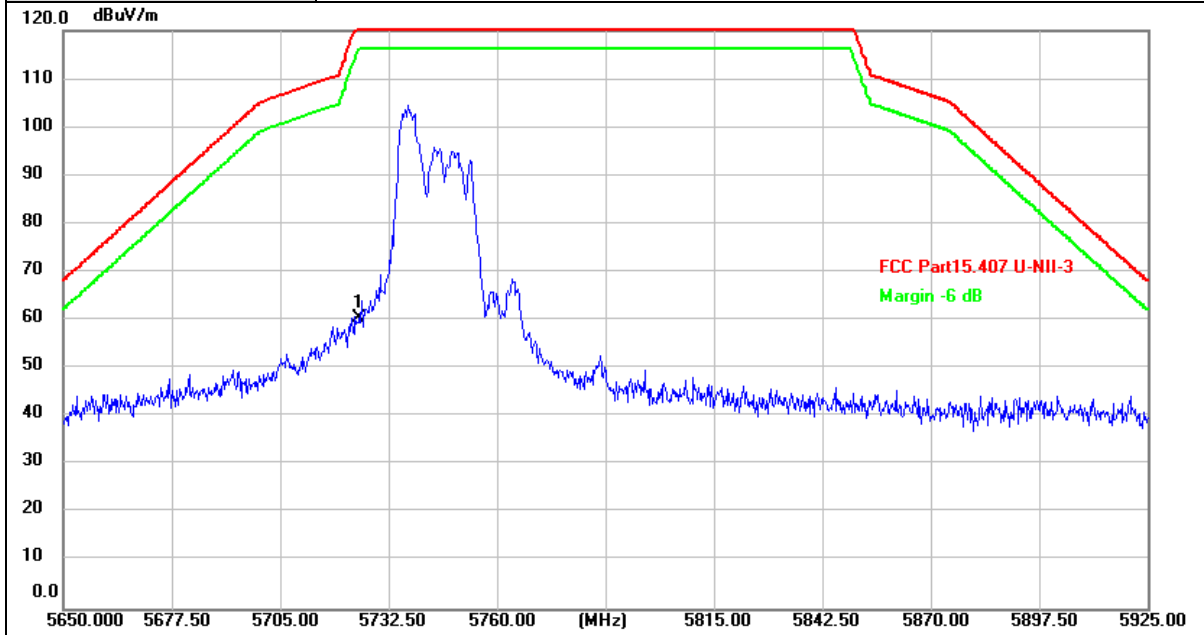
No.	Frequency (MHz)	Reading (dBuV)	Factor (dB/m)	Level (dBuV/m)	Limit (dBuV/m)	Margin (dB)	Detector
1 *	5725.000	47.97	4.50	52.47	122.20	-69.73	peak

Remarks:

- Factor (dB/m) = Antenna Factor (dB/m)+Cable Factor (dB)-Pre-amplifier Factor
- Margin value = Level -Limit value



Ant. No.	Ant 0 + Ant 1
Ant. Pol.	Vertical
Test Mode:	TX 802.11ax(HE20) Mode 5745MHz (U-NII-3) 52/37



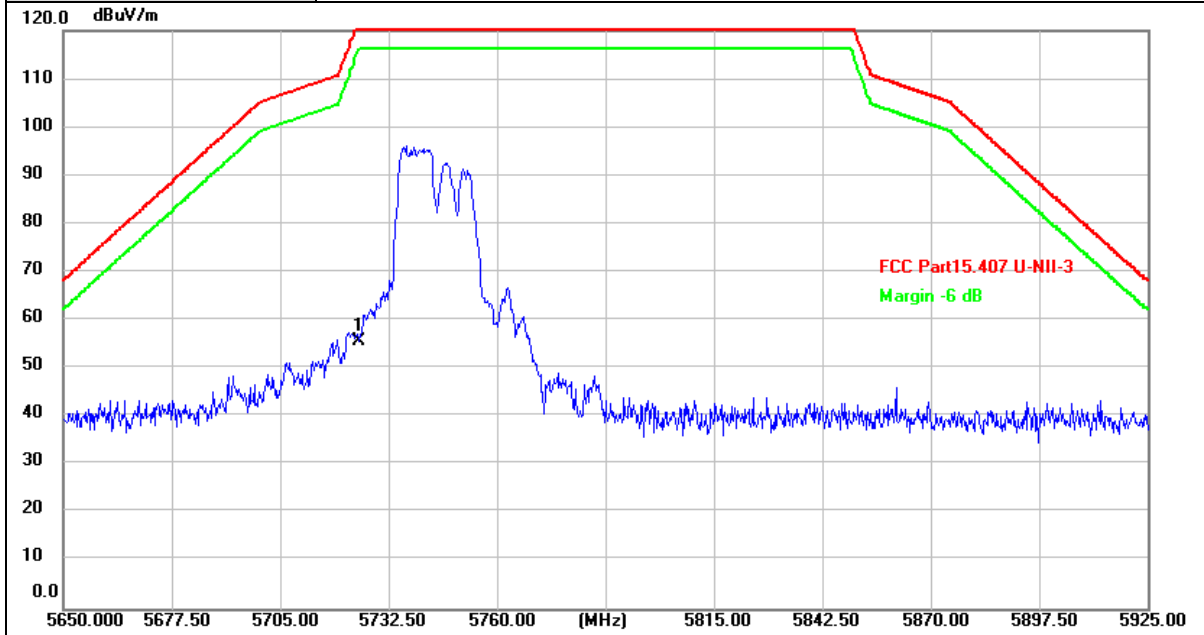
No.	Frequency (MHz)	Reading (dBuV)	Factor (dB/m)	Level (dBuV/m)	Limit (dBuV/m)	Margin (dB)	Detector
1 *	5725.000	55.89	4.50	60.39	122.20	-61.81	peak

Remarks:

- Factor (dB/m) = Antenna Factor (dB/m)+Cable Factor (dB)-Pre-amplifier Factor
- Margin value = Level -Limit value



Ant. No.	Ant 0 + Ant 1
Ant. Pol.	Horizontal
Test Mode:	TX 802.11ax(HE20) Mode 5745MHz (U-NII-3) 106/53



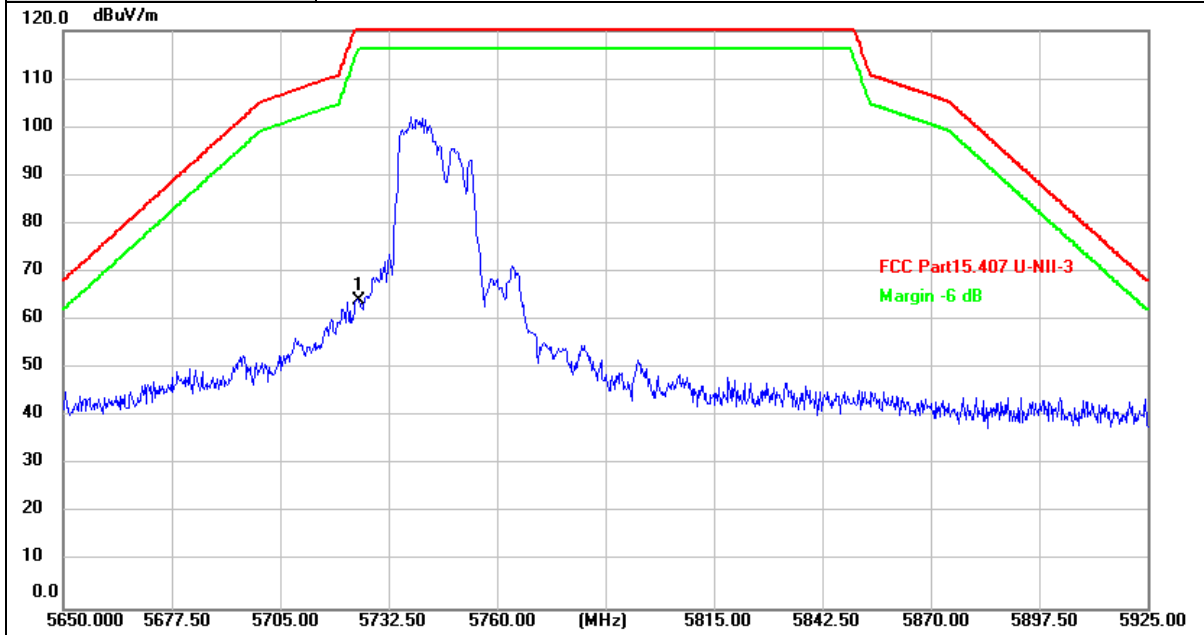
No.	Frequency (MHz)	Reading (dBuV)	Factor (dB/m)	Level (dBuV/m)	Limit (dBuV/m)	Margin (dB)	Detector
1 *	5725.000	51.28	4.50	55.78	122.20	-66.42	peak

Remarks:

1. Factor (dB/m) = Antenna Factor (dB/m)+Cable Factor (dB)-Pre-amplifier Factor
2. Margin value = Level -Limit value



Ant. No.	Ant 0 + Ant 1
Ant. Pol.	Vertical
Test Mode:	TX 802.11ax(HE20) Mode 5745MHz (U-NII-3) 106/53



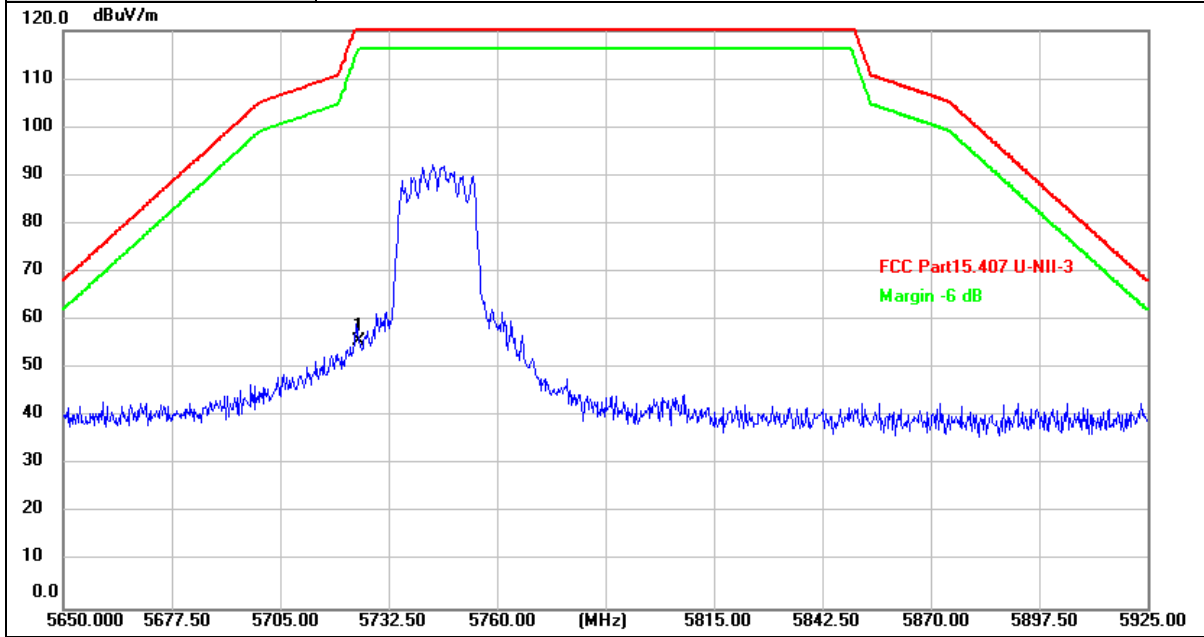
No.	Frequency (MHz)	Reading (dBuV)	Factor (dB/m)	Level (dBuV/m)	Limit (dBuV/m)	Margin (dB)	Detector
1 *	5725.000	59.52	4.50	64.02	122.20	-58.18	peak

Remarks:

- Factor (dB/m) = Antenna Factor (dB/m)+Cable Factor (dB)-Pre-amplifier Factor
- Margin value = Level -Limit value



Ant. No.	Ant 0 + Ant 1
Ant. Pol.	Horizontal
Test Mode:	TX 802.11ax(HE20) Mode 5745MHz (U-NII-3) 242/61



No.	Frequency (MHz)	Reading (dBuV)	Factor (dB/m)	Level (dBuV/m)	Limit (dBuV/m)	Margin (dB)	Detector
1 *	5725.000	51.10	4.50	55.60	122.20	-66.60	peak

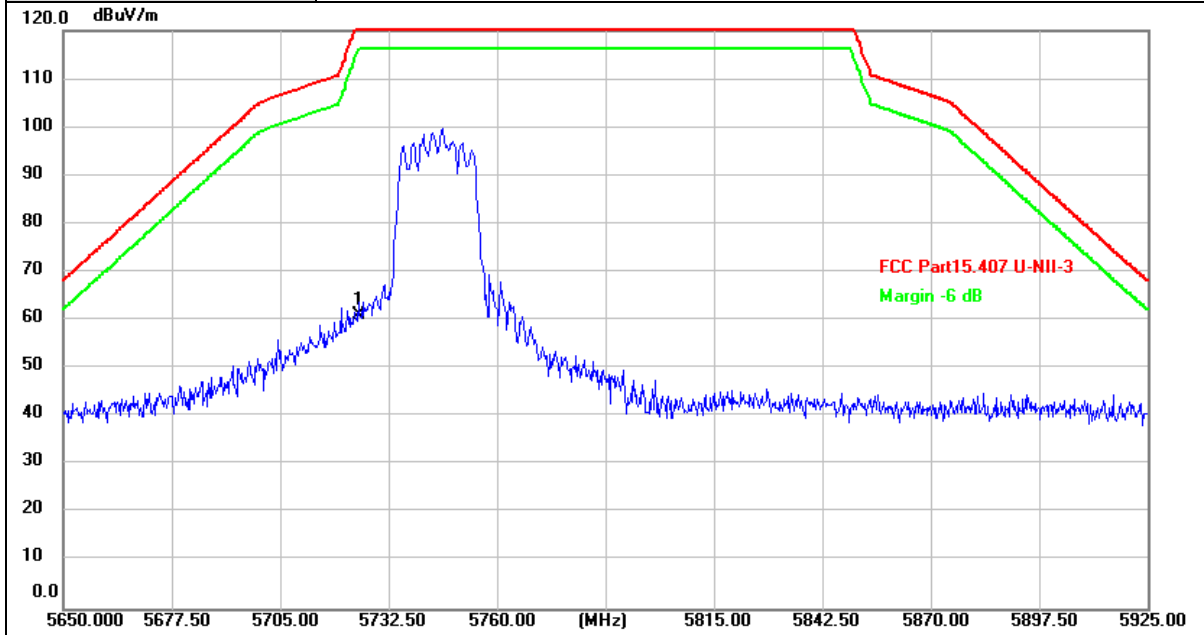
Remarks:

1. Factor (dB/m) = Antenna Factor (dB/m)+Cable Factor (dB)-Pre-amplifier Factor
2. Margin value = Level -Limit value





Ant. No.	Ant 0 + Ant 1
Ant. Pol.	Vertical
Test Mode:	TX 802.11ax(HE20) Mode 5745MHz (U-NII-3) 242/61



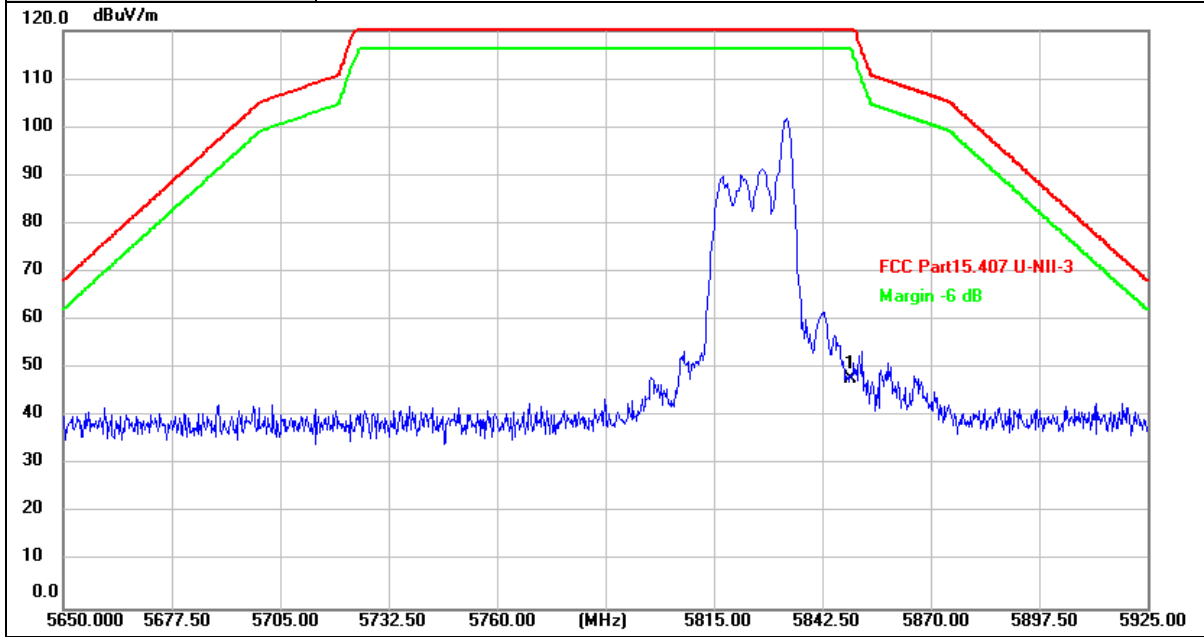
No.	Frequency (MHz)	Reading (dBuV)	Factor (dB/m)	Level (dBuV/m)	Limit (dBuV/m)	Margin (dB)	Detector
1 *	5725.000	56.45	4.50	60.95	122.20	-61.25	peak

Remarks:

- Factor (dB/m) = Antenna Factor (dB/m)+Cable Factor (dB)-Pre-amplifier Factor
- Margin value = Level -Limit value



Ant. No.	Ant 0 + Ant 1
Ant. Pol.	Horizontal
Test Mode:	TX 802.11ax(HE20) Mode 5825MHz (U-NII-3) 26/8



No.	Frequency (MHz)	Reading (dBuV)	Factor (dB/m)	Level (dBuV/m)	Limit (dBuV/m)	Margin (dB)	Detector
1 *	5850.000	42.76	4.95	47.71	122.20	-74.49	peak

Remarks:

1. Factor (dB/m) = Antenna Factor (dB/m)+Cable Factor (dB)-Pre-amplifier Factor
2. Margin value = Level -Limit value





Ant. No.	Ant 0 + Ant 1
Ant. Pol.	Vertical
Test Mode:	TX 802.11ax(HE20) Mode 5825MHz (U-NII-3) 26/8



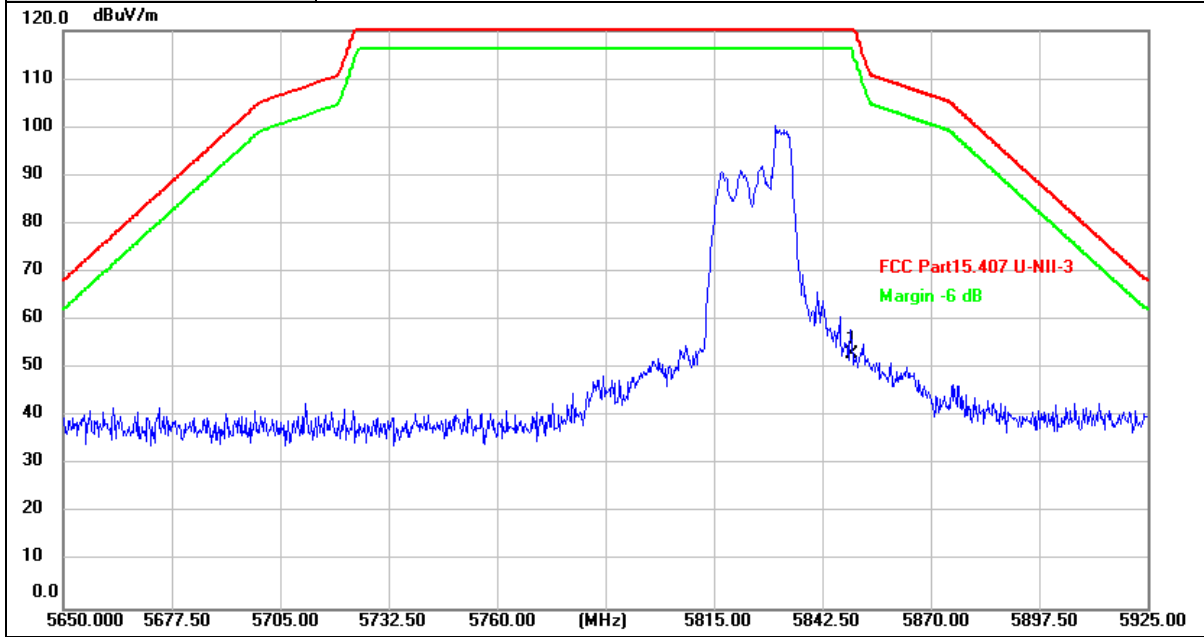
No.	Frequency (MHz)	Reading (dBuV)	Factor (dB/m)	Level (dBuV/m)	Limit (dBuV/m)	Margin (dB)	Detector
1 *	5850.000	53.84	4.95	58.79	122.20	-63.41	peak

Remarks:

1. Factor (dB/m) = Antenna Factor (dB/m)+Cable Factor (dB)-Pre-amplifier Factor
2. Margin value = Level -Limit value



Ant. No.	Ant 0 + Ant 1
Ant. Pol.	Horizontal
Test Mode:	TX 802.11ax(HE20) Mode 5825MHz (U-NII-3) 52/40



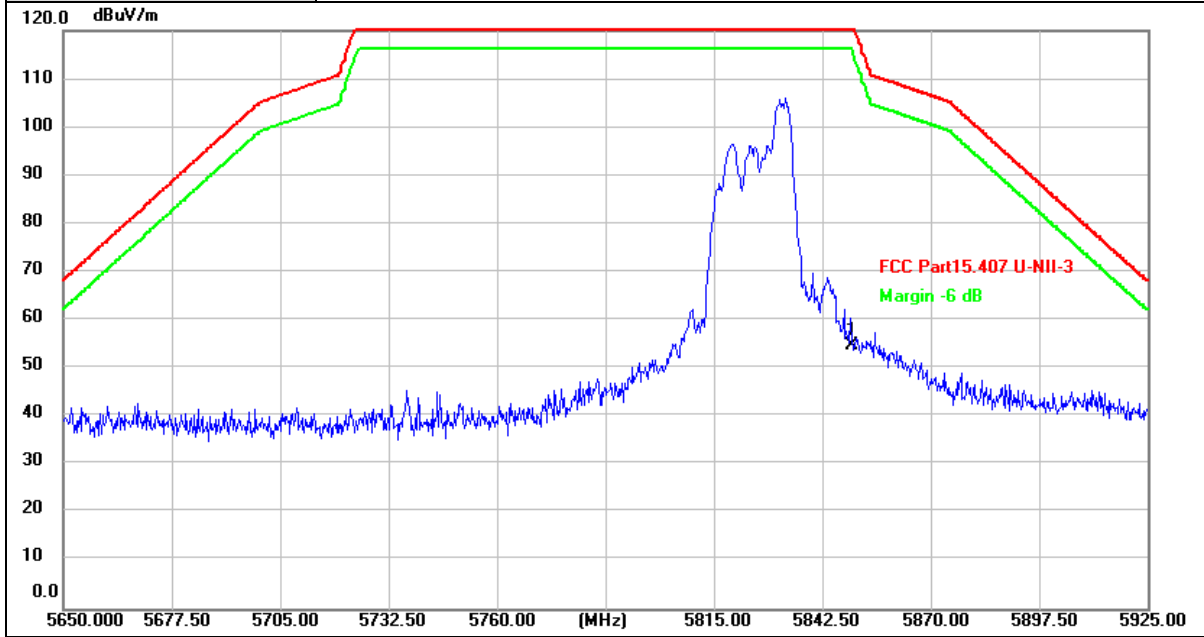
No.	Frequency (MHz)	Reading (dBuV)	Factor (dB/m)	Level (dBuV/m)	Limit (dBuV/m)	Margin (dB)	Detector
1 *	5850.000	48.13	4.95	53.08	122.20	-69.12	peak

Remarks:

1. Factor (dB/m) = Antenna Factor (dB/m)+Cable Factor (dB)-Pre-amplifier Factor
2. Margin value = Level -Limit value



Ant. No.	Ant 0 + Ant 1
Ant. Pol.	Vertical
Test Mode:	TX 802.11ax(HE20) Mode 5825MHz (U-NII-3) 52/40



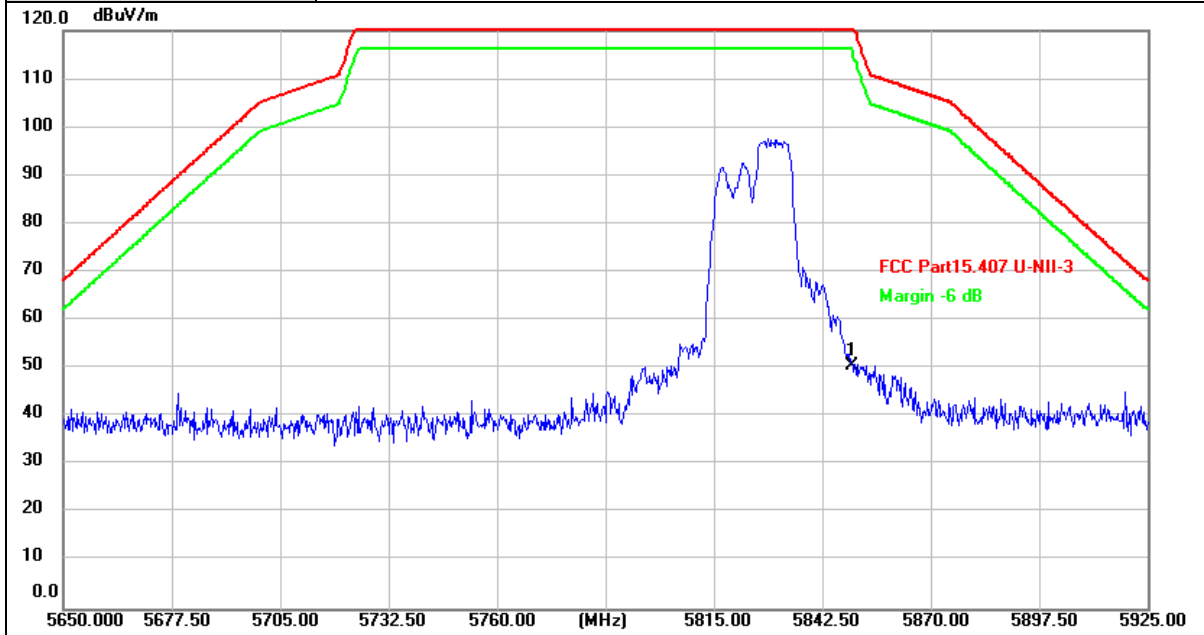
No.	Frequency (MHz)	Reading (dBuV)	Factor (dB/m)	Level (dBuV/m)	Limit (dBuV/m)	Margin (dB)	Detector
1 *	5850.000	49.75	4.95	54.70	122.20	-67.50	peak

Remarks:

- Factor (dB/m) = Antenna Factor (dB/m)+Cable Factor (dB)-Pre-amplifier Factor
- Margin value = Level -Limit value



Ant. No.	Ant 0 + Ant 1
Ant. Pol.	Horizontal
Test Mode:	TX 802.11ax(HE20) Mode 5825MHz (U-NII-3) 106/54



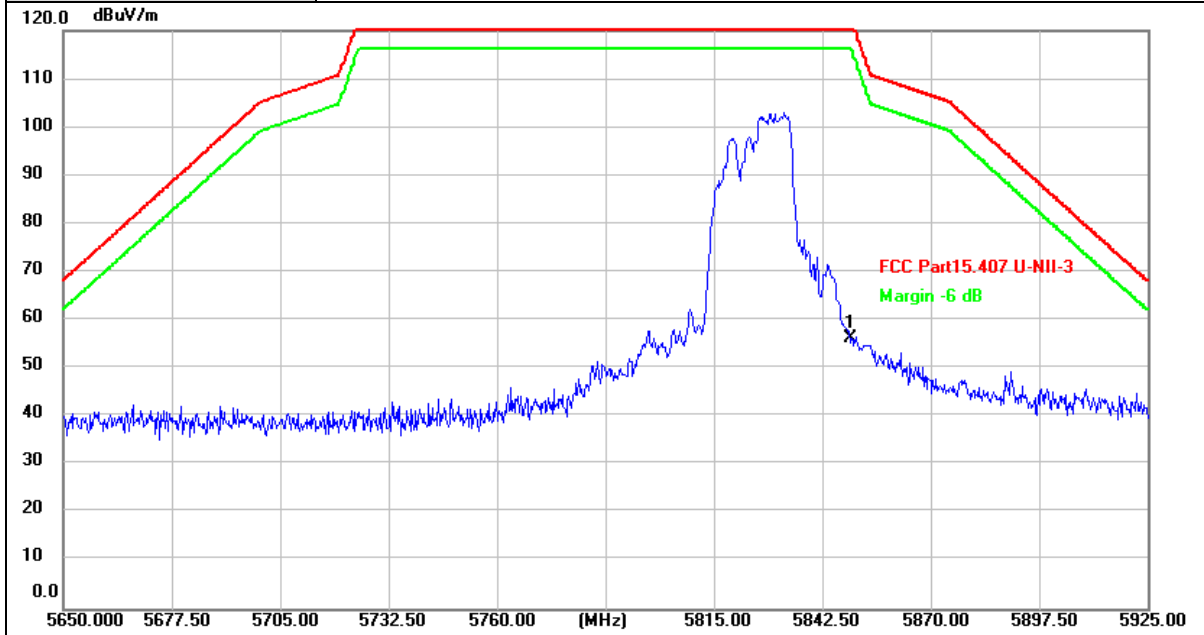
No.	Frequency (MHz)	Reading (dBuV)	Factor (dB/m)	Level (dBuV/m)	Limit (dBuV/m)	Margin (dB)	Detector
1 *	5850.000	45.52	4.95	50.47	122.20	-71.73	peak

Remarks:

1. Factor (dB/m) = Antenna Factor (dB/m)+Cable Factor (dB)-Pre-amplifier Factor
2. Margin value = Level -Limit value



Ant. No.	Ant 0 + Ant 1
Ant. Pol.	Vertical
Test Mode:	TX 802.11ax(HE20) Mode 5825MHz (U-NII-3) 106/54



No.	Frequency (MHz)	Reading (dBuV)	Factor (dB/m)	Level (dBuV/m)	Limit (dBuV/m)	Margin (dB)	Detector
1 *	5850.000	51.42	4.95	56.37	122.20	-65.83	peak

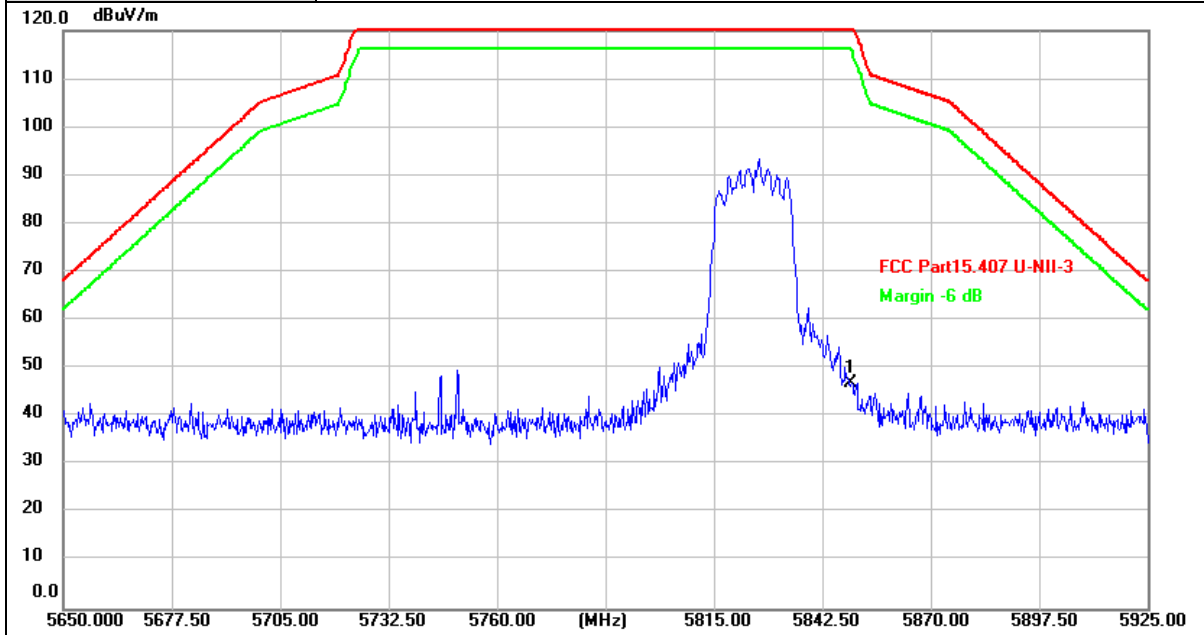
Remarks:

- 1. Factor (dB/m) = Antenna Factor (dB/m)+Cable Factor (dB)-Pre-amplifier Factor
- 2. Margin value = Level -Limit value





Ant. No.	Ant 0 + Ant 1
Ant. Pol.	Horizontal
Test Mode:	TX 802.11ax(HE20) Mode 5825MHz (U-NII-3) 242/61



No.	Frequency (MHz)	Reading (dBuV)	Factor (dB/m)	Level (dBuV/m)	Limit (dBuV/m)	Margin (dB)	Detector
1 *	5850.000	42.05	4.95	47.00	122.20	-75.20	peak

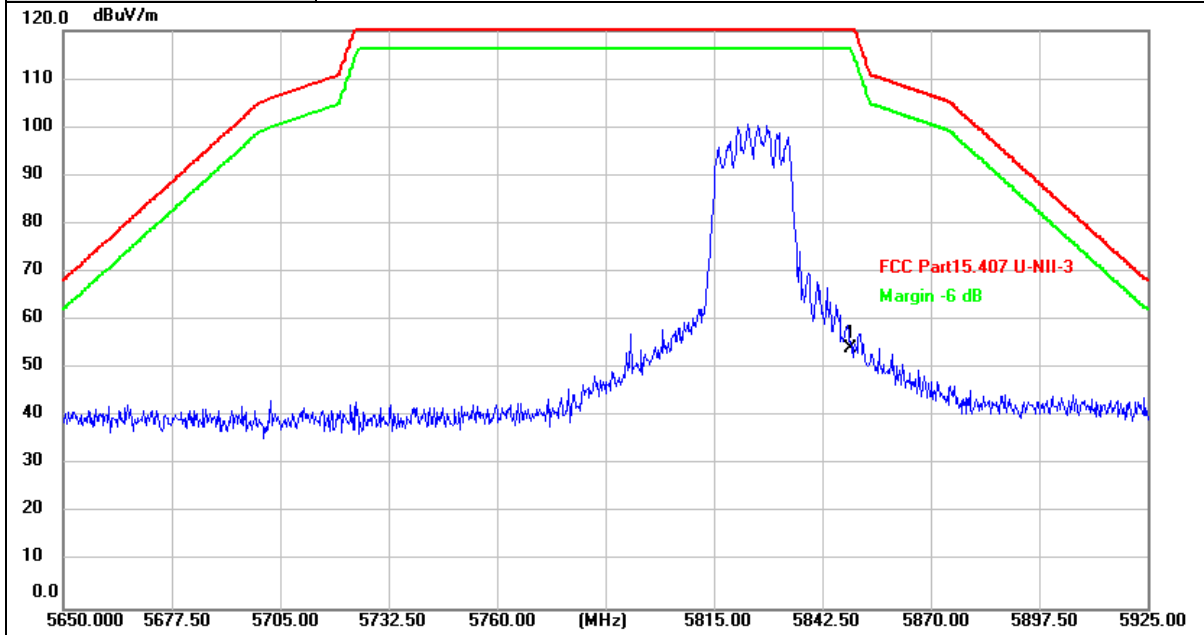
Remarks:

1. Factor (dB/m) = Antenna Factor (dB/m)+Cable Factor (dB)-Pre-amplifier Factor
2. Margin value = Level -Limit value





Ant. No.	Ant 0 + Ant 1
Ant. Pol.	Vertical
Test Mode:	TX 802.11ax(HE20) Mode 5825MHz (U-NII-3) 242/61



No.	Frequency (MHz)	Reading (dBuV)	Factor (dB/m)	Level (dBuV/m)	Limit (dBuV/m)	Margin (dB)	Detector
1 *	5850.000	49.06	4.95	54.01	122.20	-68.19	peak

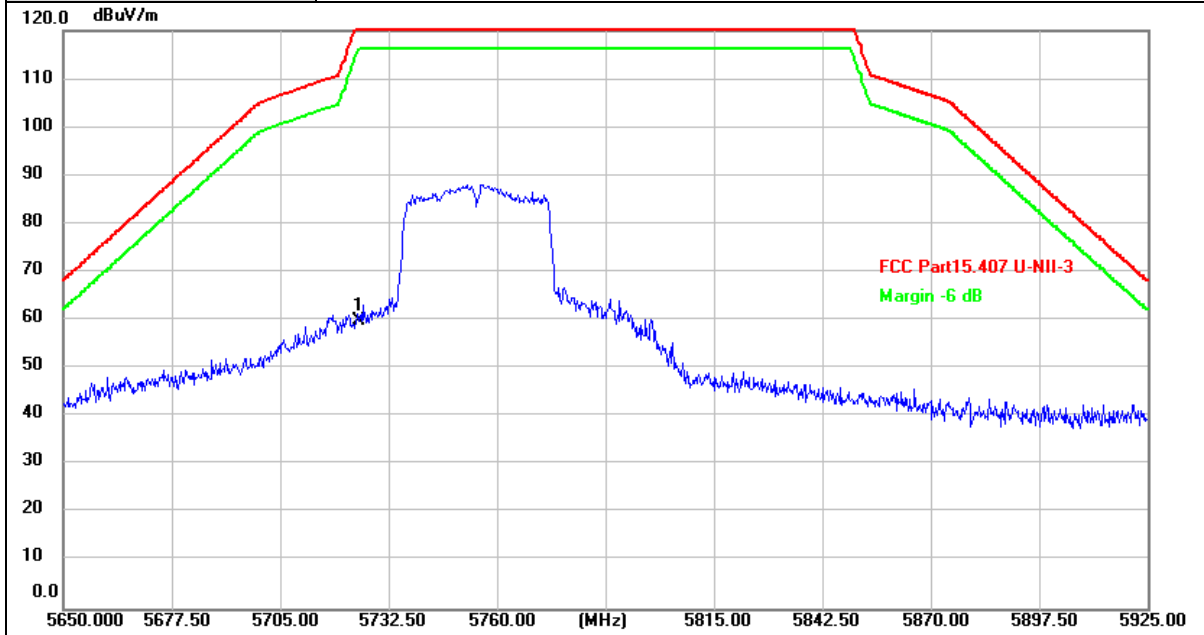
Remarks:

1. Factor (dB/m) = Antenna Factor (dB/m)+Cable Factor (dB)-Pre-amplifier Factor
2. Margin value = Level -Limit value





Ant. No.	Ant 0 + Ant 1
Ant. Pol.	Horizontal
Test Mode:	TX 802.11n(HT40) Mode 5755MHz (U-NII-3)



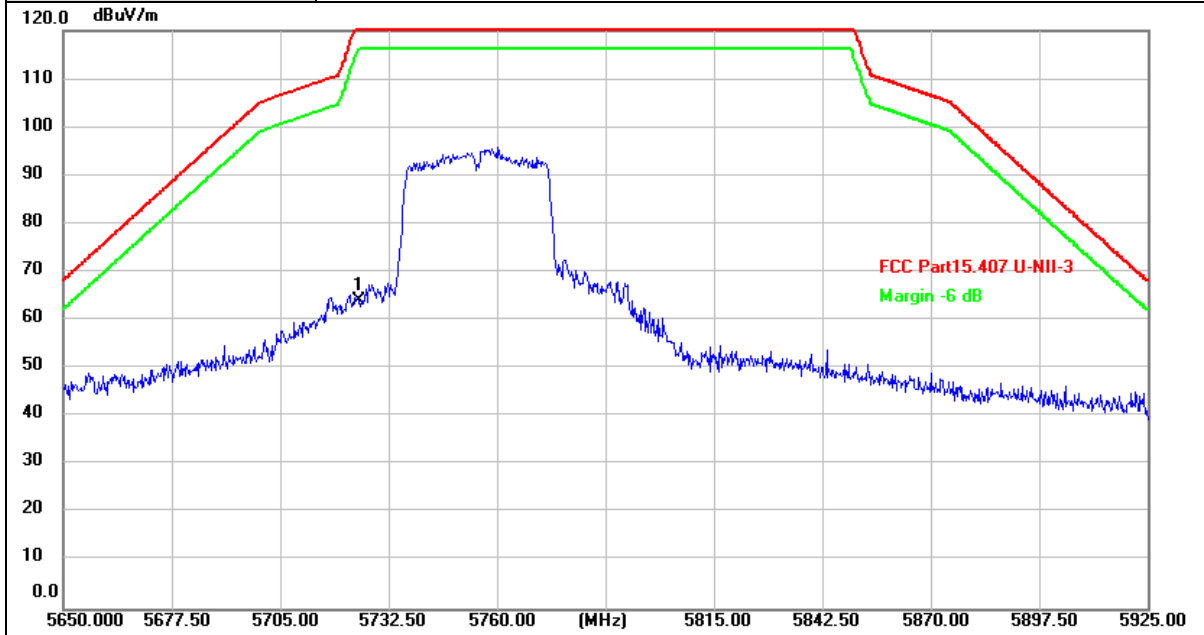
No.	Frequency (MHz)	Reading (dBuV)	Factor (dB/m)	Level (dBuV/m)	Limit (dBuV/m)	Margin (dB)	Detector
1 *	5725.000	55.37	4.50	59.87	122.20	-62.33	peak

Remarks:

1. Factor (dB/m) = Antenna Factor (dB/m)+Cable Factor (dB)-Pre-amplifier Factor
2. Margin value = Level -Limit value



Ant. No.	Ant 0 + Ant 1
Ant. Pol.	Vertical
Test Mode:	TX 802.11n(HT40) Mode 5755MHz (U-NII-3)



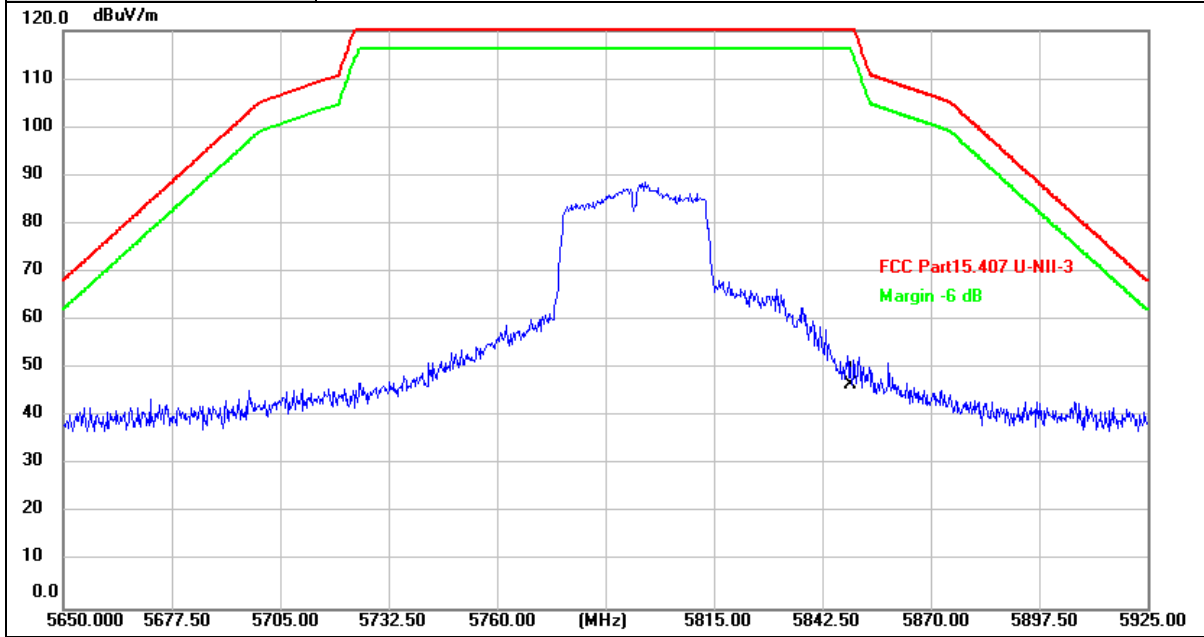
No.	Frequency (MHz)	Reading (dBuV)	Factor (dB/m)	Level (dBuV/m)	Limit (dBuV/m)	Margin (dB)	Detector
1 *	5725.000	59.43	4.50	63.93	122.20	-58.27	peak

Remarks:

- Factor (dB/m) = Antenna Factor (dB/m)+Cable Factor (dB)-Pre-amplifier Factor
- Margin value = Level -Limit value



Ant. No.	Ant 0 + Ant 1
Ant. Pol.	Horizontal
Test Mode:	TX 802.11n(HT40) Mode 5795MHz (U-NII-3)



No.	Frequency (MHz)	Reading (dBuV)	Factor (dB/m)	Level (dBuV/m)	Limit (dBuV/m)	Margin (dB)	Detector
1 *	5850.000	41.57	4.95	46.52	122.20	-75.68	peak

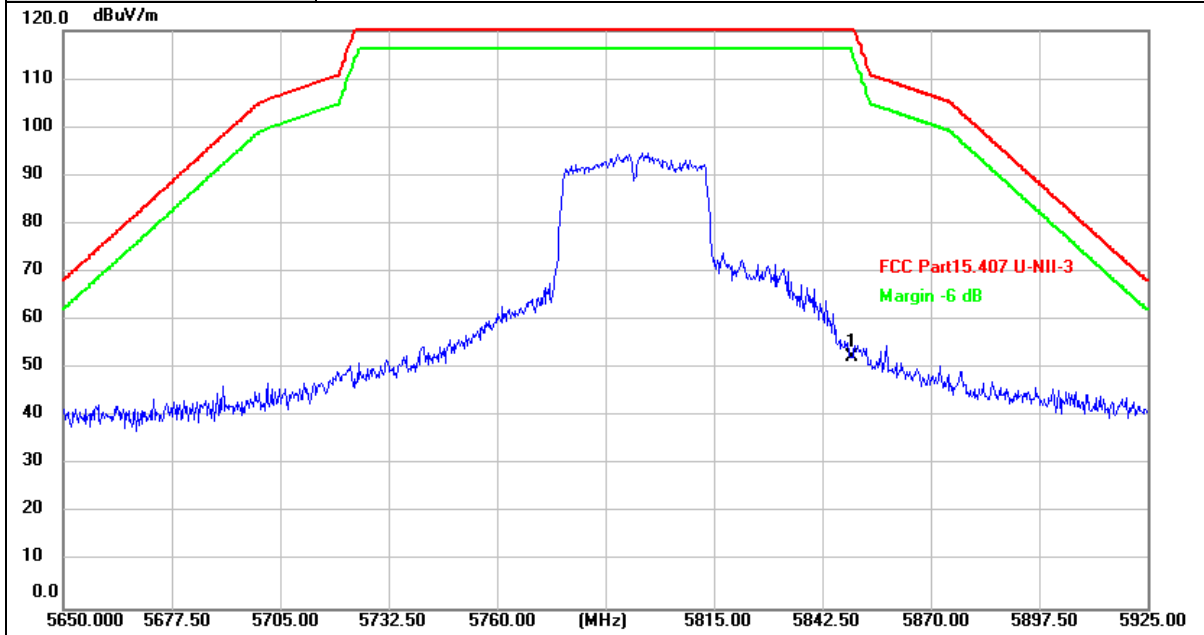
Remarks:

1. Factor (dB/m) = Antenna Factor (dB/m)+Cable Factor (dB)-Pre-amplifier Factor
2. Margin value = Level -Limit value





Ant. No.	Ant 0 + Ant 1
Ant. Pol.	Vertical
Test Mode:	TX 802.11n(HT40) Mode 5795MHz (U-NII-3)



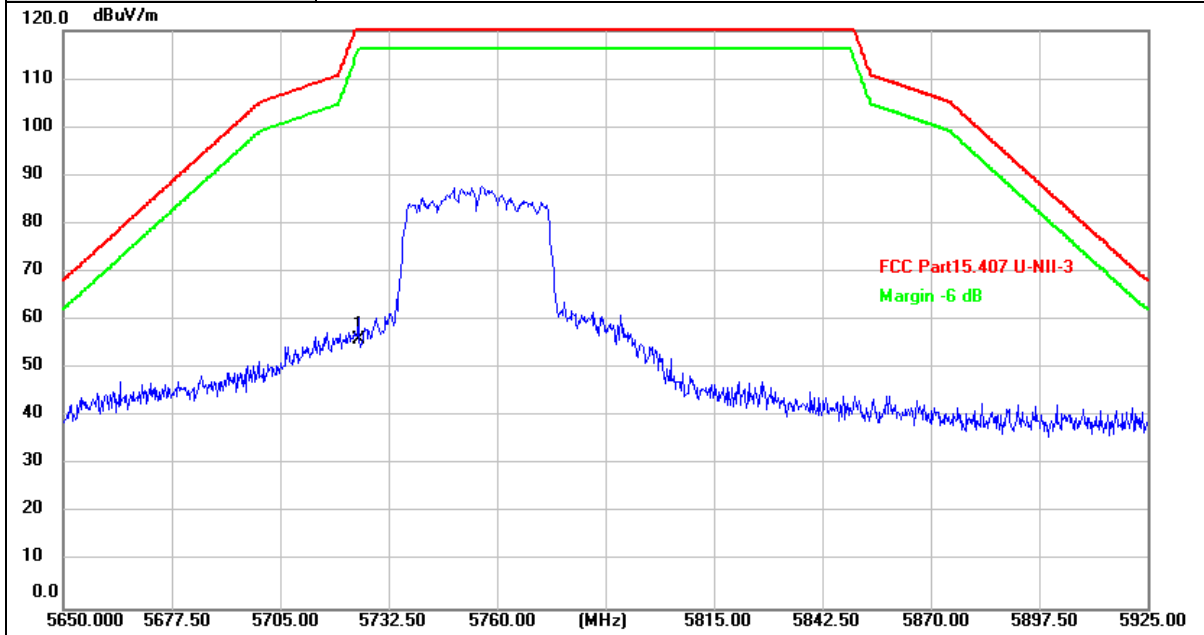
No.	Frequency (MHz)	Reading (dBuV)	Factor (dB/m)	Level (dBuV/m)	Limit (dBuV/m)	Margin (dB)	Detector
1 *	5850.000	47.27	4.95	52.22	122.20	-69.98	peak

Remarks:

1. Factor (dB/m) = Antenna Factor (dB/m)+Cable Factor (dB)-Pre-amplifier Factor
2. Margin value = Level -Limit value



Ant. No.	Ant 0 + Ant 1
Ant. Pol.	Horizontal
Test Mode:	TX 802.11ac(VHT40) Mode 5755MHz (U-NII-3)



No.	Frequency (MHz)	Reading (dBuV)	Factor (dB/m)	Level (dBuV/m)	Limit (dBuV/m)	Margin (dB)	Detector
1 *	5725.000	51.35	4.50	55.85	122.20	-66.35	peak

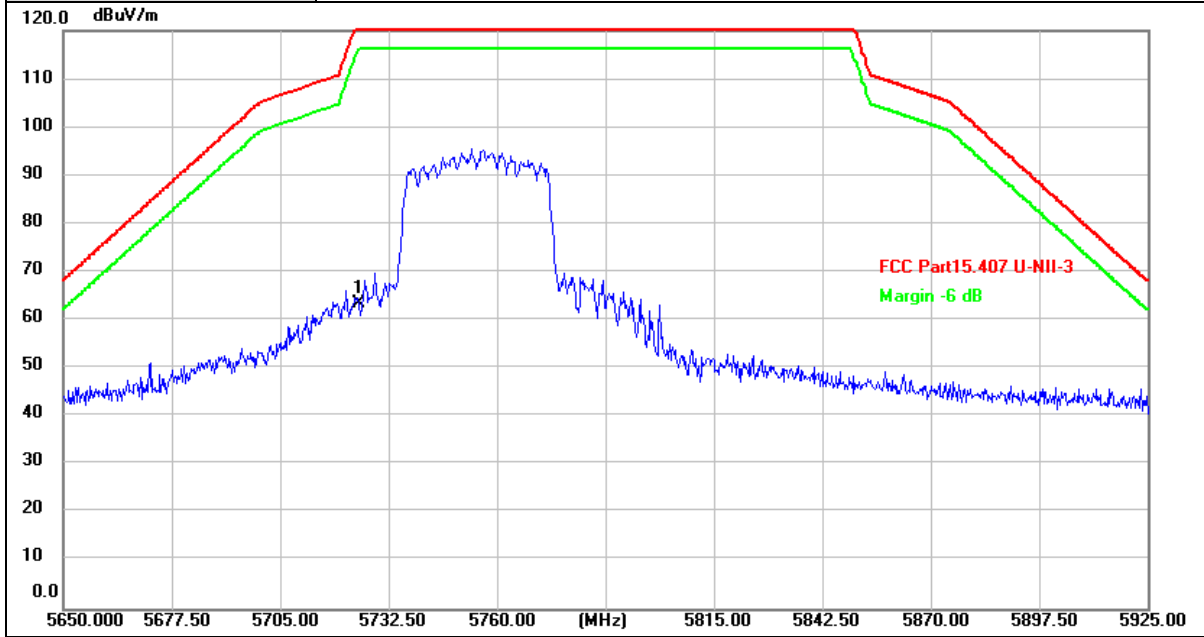
Remarks:

1. Factor (dB/m) = Antenna Factor (dB/m)+Cable Factor (dB)-Pre-amplifier Factor
2. Margin value = Level -Limit value





Ant. No.	Ant 0 + Ant 1
Ant. Pol.	Vertical
Test Mode:	TX 802.11ac(VHT40) Mode 5755MHz (U-NII-3)



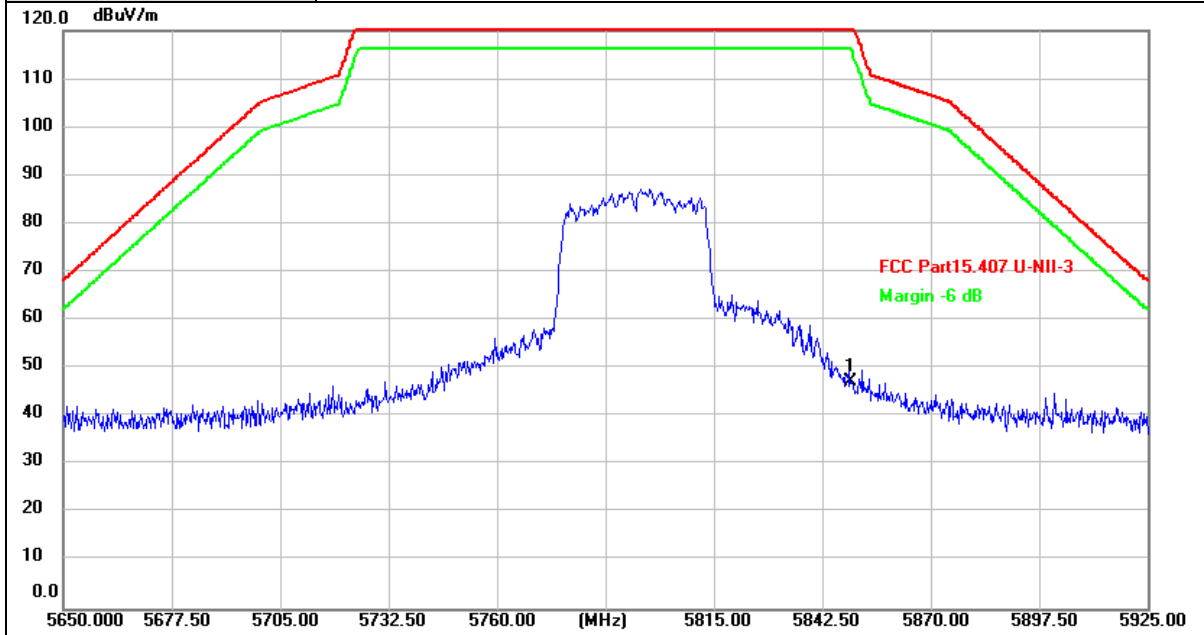
No.	Frequency (MHz)	Reading (dBuV)	Factor (dB/m)	Level (dBuV/m)	Limit (dBuV/m)	Margin (dB)	Detector
1 *	5725.000	58.91	4.50	63.41	122.20	-58.79	peak

Remarks:

- Factor (dB/m) = Antenna Factor (dB/m)+Cable Factor (dB)-Pre-amplifier Factor
- Margin value = Level -Limit value



Ant. No.	Ant 0 + Ant 1
Ant. Pol.	Horizontal
Test Mode:	TX 802.11ac(VHT40) Mode 5795MHz (U-NII-3)



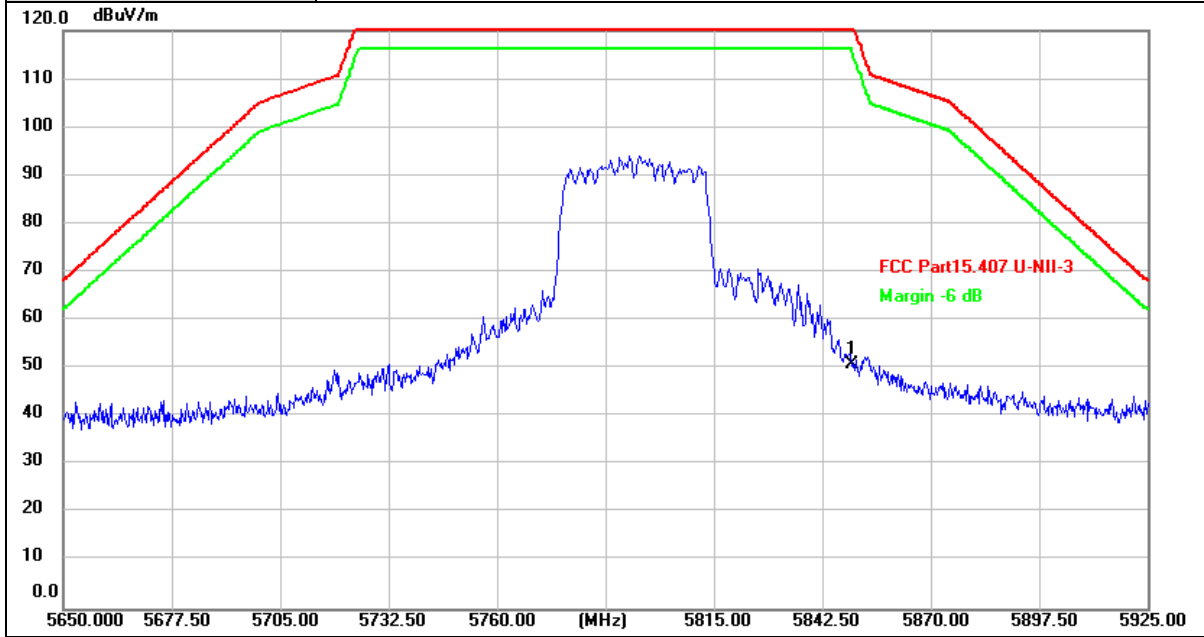
No.	Frequency (MHz)	Reading (dBuV)	Factor (dB/m)	Level (dBuV/m)	Limit (dBuV/m)	Margin (dB)	Detector
1 *	5850.000	42.38	4.95	47.33	122.20	-74.87	peak

Remarks:

- 1.Factor (dB/m) = Antenna Factor (dB/m)+Cable Factor (dB)-Pre-amplifier Factor
- 2.Margin value = Level -Limit value



Ant. No.	Ant 0 + Ant 1
Ant. Pol.	Vertical
Test Mode:	TX 802.11ac(VHT40) Mode 5795MHz (U-NII-3)



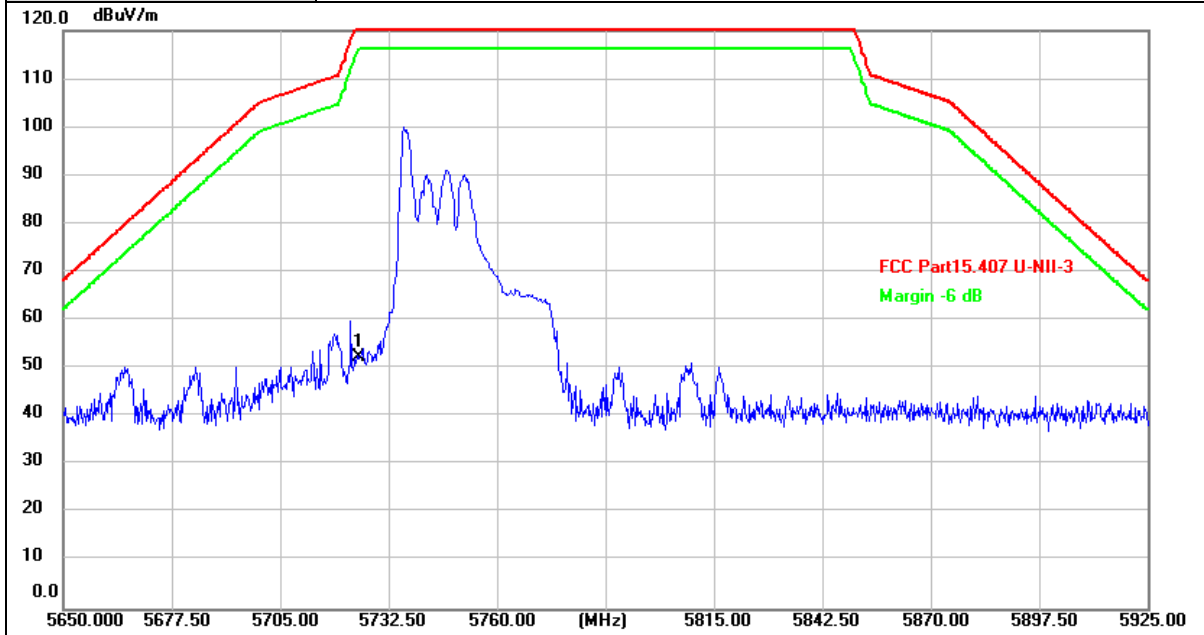
No.	Frequency (MHz)	Reading (dBuV)	Factor (dB/m)	Level (dBuV/m)	Limit (dBuV/m)	Margin (dB)	Detector
1 *	5850.000	46.01	4.95	50.96	122.20	-71.24	peak

Remarks:

- 1. Factor (dB/m) = Antenna Factor (dB/m)+Cable Factor (dB)-Pre-amplifier Factor
- 2. Margin value = Level -Limit value



Ant. No.	Ant 0 + Ant 1
Ant. Pol.	Horizontal
Test Mode:	TX 802.11ax(HE40) Mode 5755MHz (U-NII-3) 26/0



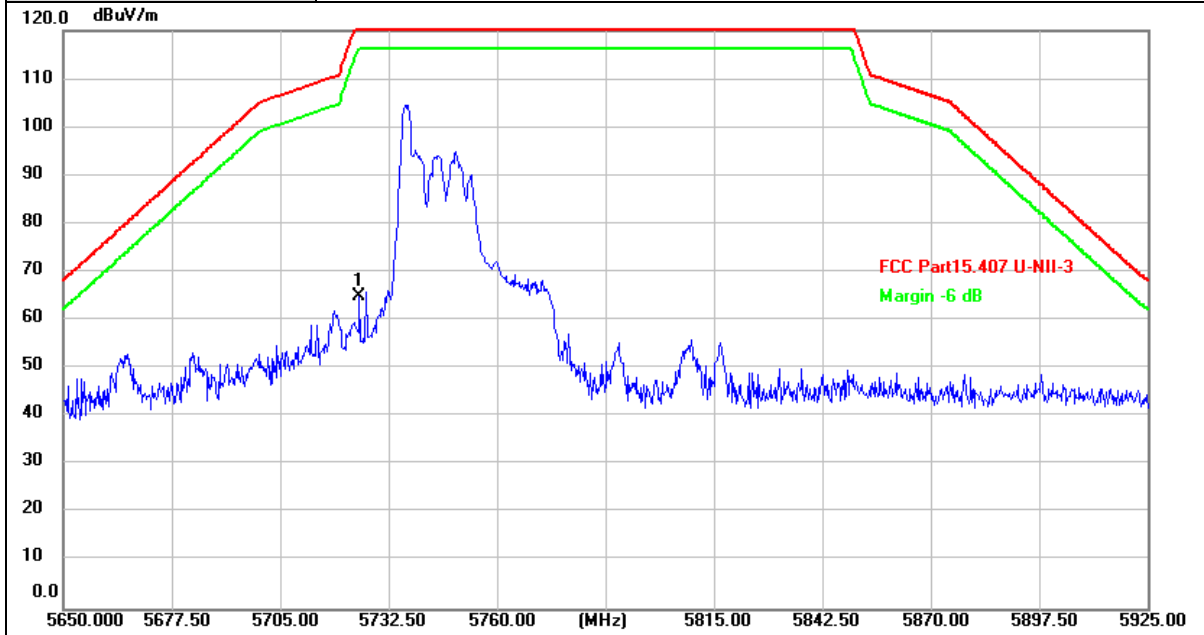
No.	Frequency (MHz)	Reading (dBuV)	Factor (dB/m)	Level (dBuV/m)	Limit (dBuV/m)	Margin (dB)	Detector
1 *	5725.000	47.74	4.50	52.24	122.20	-69.96	peak

Remarks:

- 1.Factor (dB/m) = Antenna Factor (dB/m)+Cable Factor (dB)-Pre-amplifier Factor
- 2.Margin value = Level -Limit value



Ant. No.	Ant 0 + Ant 1
Ant. Pol.	Vertical
Test Mode:	TX 802.11ax(HE40) Mode 5755MHz (U-NII-3) 26/0



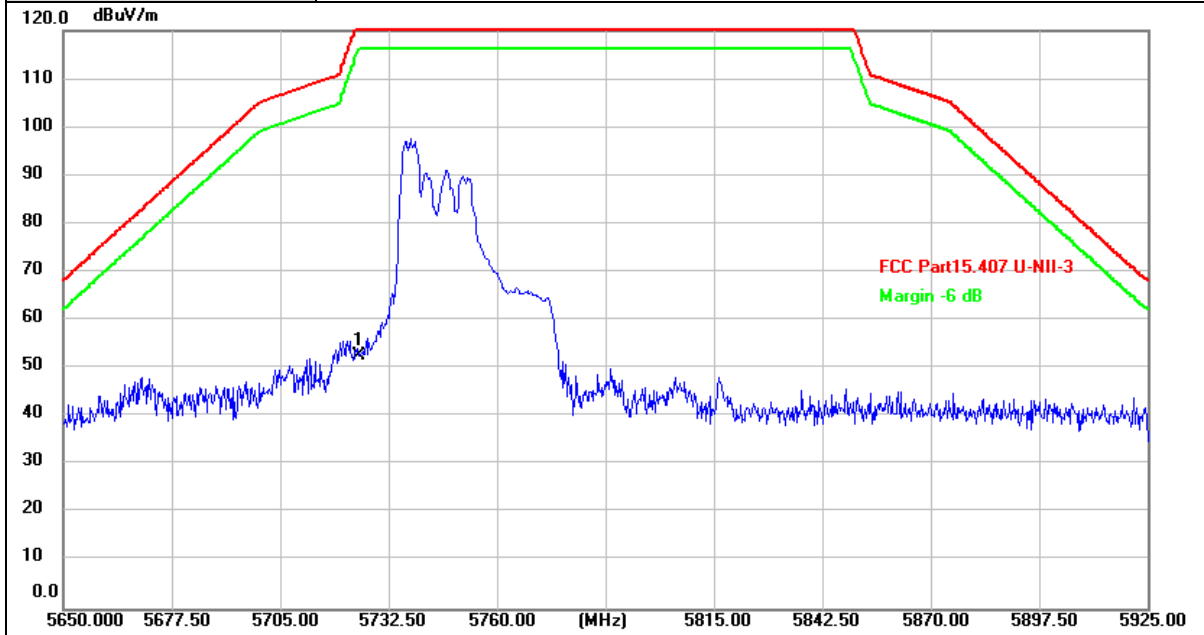
No.	Frequency (MHz)	Reading (dBuV)	Factor (dB/m)	Level (dBuV/m)	Limit (dBuV/m)	Margin (dB)	Detector
1 *	5725.000	60.31	4.50	64.81	122.20	-57.39	peak

Remarks:

- Factor (dB/m) = Antenna Factor (dB/m)+Cable Factor (dB)-Pre-amplifier Factor
- Margin value = Level -Limit value



Ant. No.	Ant 0 + Ant 1
Ant. Pol.	Horizontal
Test Mode:	TX 802.11ax(HE40) Mode 5755MHz (U-NII-3) 52/37



No.	Frequency (MHz)	Reading (dBuV)	Factor (dB/m)	Level (dBuV/m)	Limit (dBuV/m)	Margin (dB)	Detector
1 *	5725.000	48.20	4.50	52.70	122.20	-69.50	peak

Remarks:

1. Factor (dB/m) = Antenna Factor (dB/m)+Cable Factor (dB)-Pre-amplifier Factor
2. Margin value = Level -Limit value



Ant. No.	Ant 0 + Ant 1
Ant. Pol.	Vertical
Test Mode:	TX 802.11ax(HE40) Mode 5755MHz (U-NII-3) 52/37



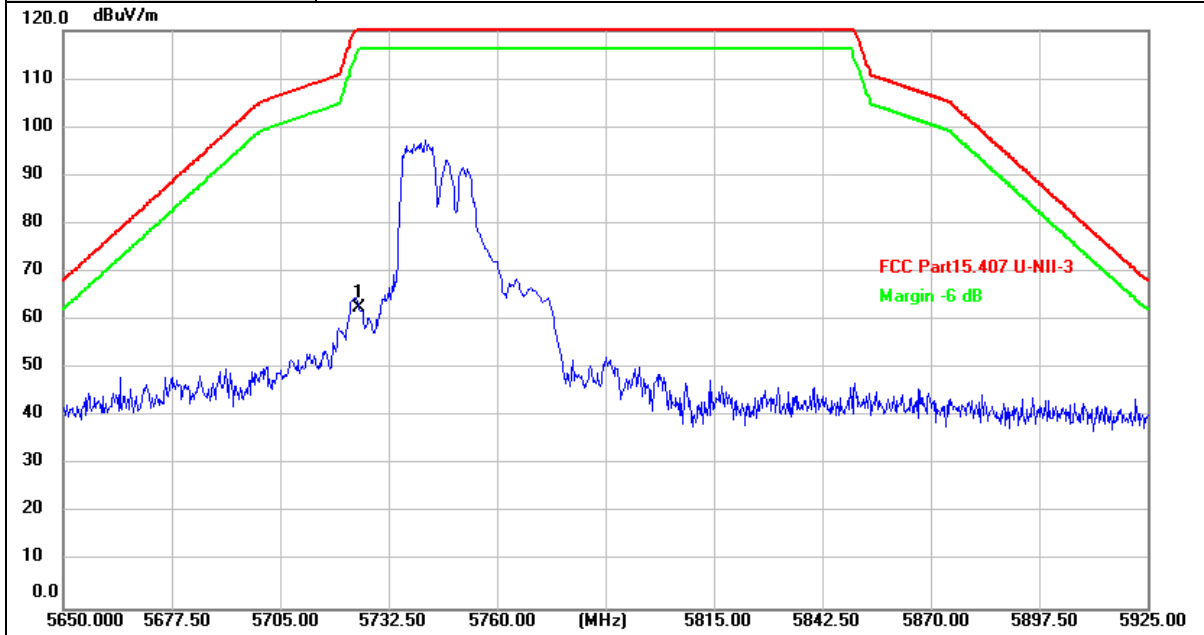
No.	Frequency (MHz)	Reading (dBuV)	Factor (dB/m)	Level (dBuV/m)	Limit (dBuV/m)	Margin (dB)	Detector
1 *	5725.000	57.19	4.50	61.69	122.20	-60.51	peak

Remarks:

- Factor (dB/m) = Antenna Factor (dB/m)+Cable Factor (dB)-Pre-amplifier Factor
- Margin value = Level -Limit value



Ant. No.	Ant 0 + Ant 1
Ant. Pol.	Horizontal
Test Mode:	TX 802.11ax(HE40) Mode 5755MHz (U-NII-3) 106/53



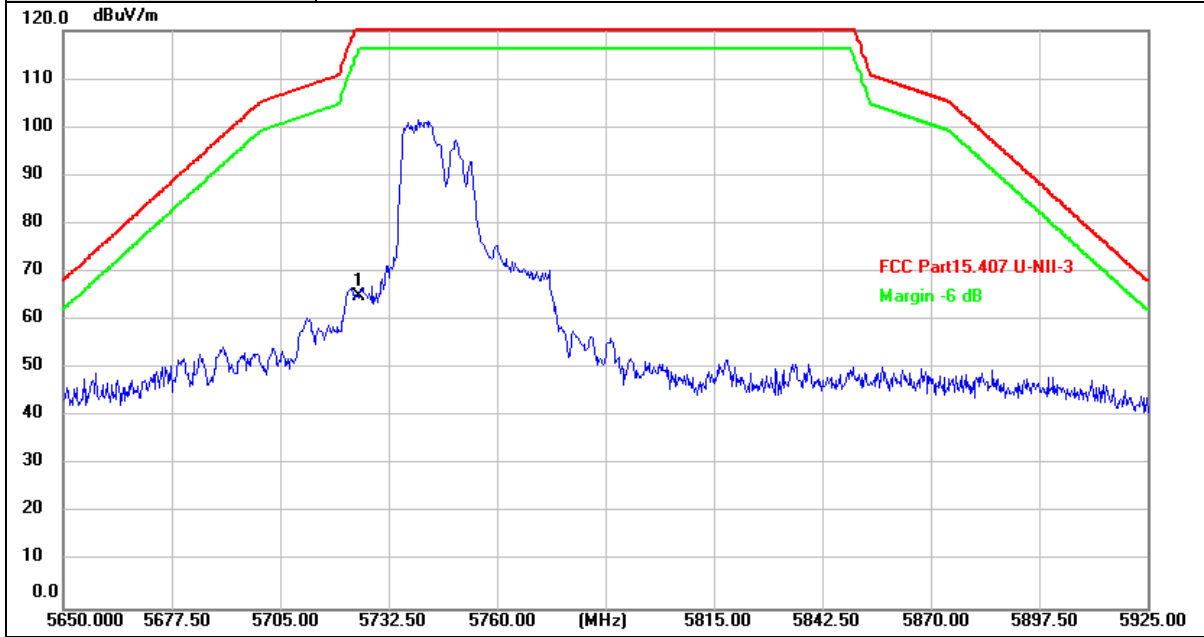
No.	Frequency (MHz)	Reading (dBuV)	Factor (dB/m)	Level (dBuV/m)	Limit (dBuV/m)	Margin (dB)	Detector
1 *	5725.000	58.01	4.50	62.51	122.20	-59.69	peak

Remarks:

1. Factor (dB/m) = Antenna Factor (dB/m)+Cable Factor (dB)-Pre-amplifier Factor
2. Margin value = Level -Limit value



Ant. No.	Ant 0 + Ant 1
Ant. Pol.	Vertical
Test Mode:	TX 802.11ax(HE40) Mode 5755MHz (U-NII-3) 106/53



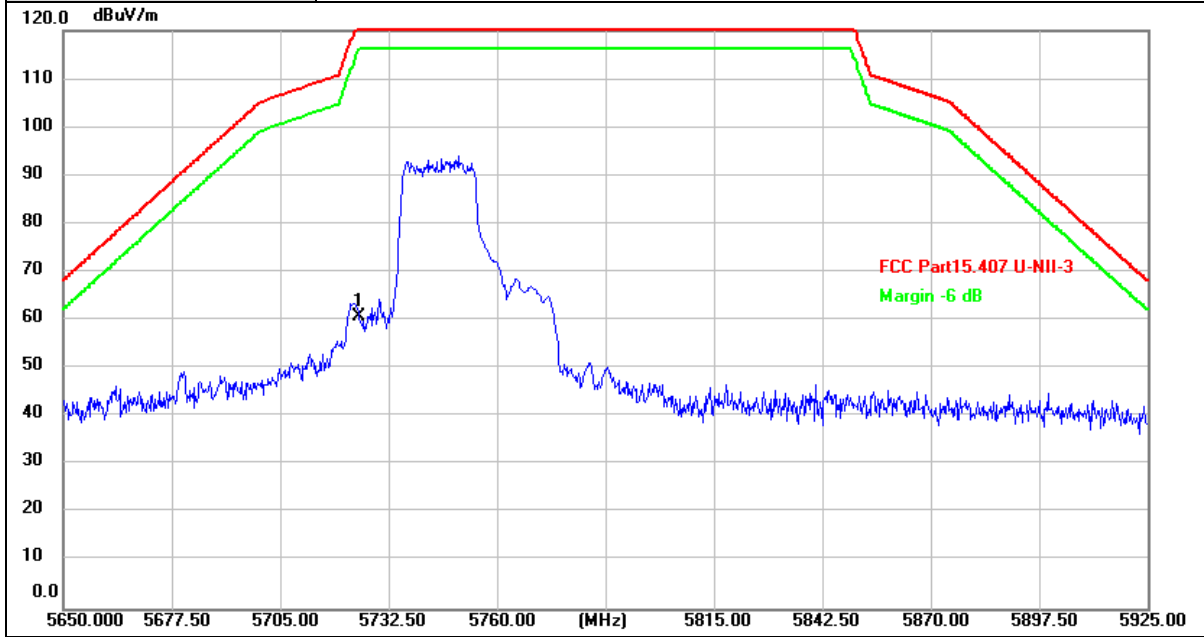
No.	Frequency (MHz)	Reading (dBuV)	Factor (dB/m)	Level (dBuV/m)	Limit (dBuV/m)	Margin (dB)	Detector
1 *	5725.000	60.45	4.50	64.95	122.20	-57.25	peak

Remarks:

- Factor (dB/m) = Antenna Factor (dB/m)+Cable Factor (dB)-Pre-amplifier Factor
- Margin value = Level -Limit value



Ant. No.	Ant 0 + Ant 1
Ant. Pol.	Horizontal
Test Mode:	TX 802.11ax(HE40) Mode 5755MHz (U-NII-3) 242/61



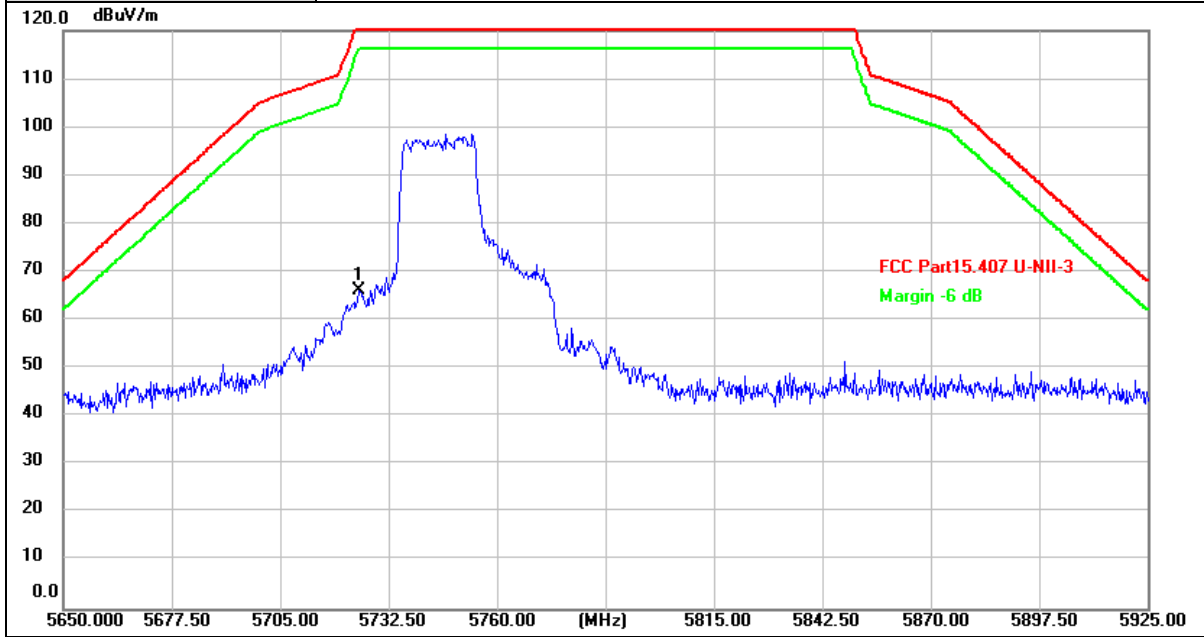
No.	Frequency (MHz)	Reading (dBuV)	Factor (dB/m)	Level (dBuV/m)	Limit (dBuV/m)	Margin (dB)	Detector
1 *	5725.000	56.39	4.50	60.89	122.20	-61.31	peak

Remarks:

- Factor (dB/m) = Antenna Factor (dB/m)+Cable Factor (dB)-Pre-amplifier Factor
- Margin value = Level -Limit value



Ant. No.	Ant 0 + Ant 1
Ant. Pol.	Vertical
Test Mode:	TX 802.11ax(HE40) Mode 5755MHz (U-NII-3) 242/61



No.	Frequency (MHz)	Reading (dBuV)	Factor (dB/m)	Level (dBuV/m)	Limit (dBuV/m)	Margin (dB)	Detector
1 *	5725.000	61.64	4.50	66.14	122.20	-56.06	peak

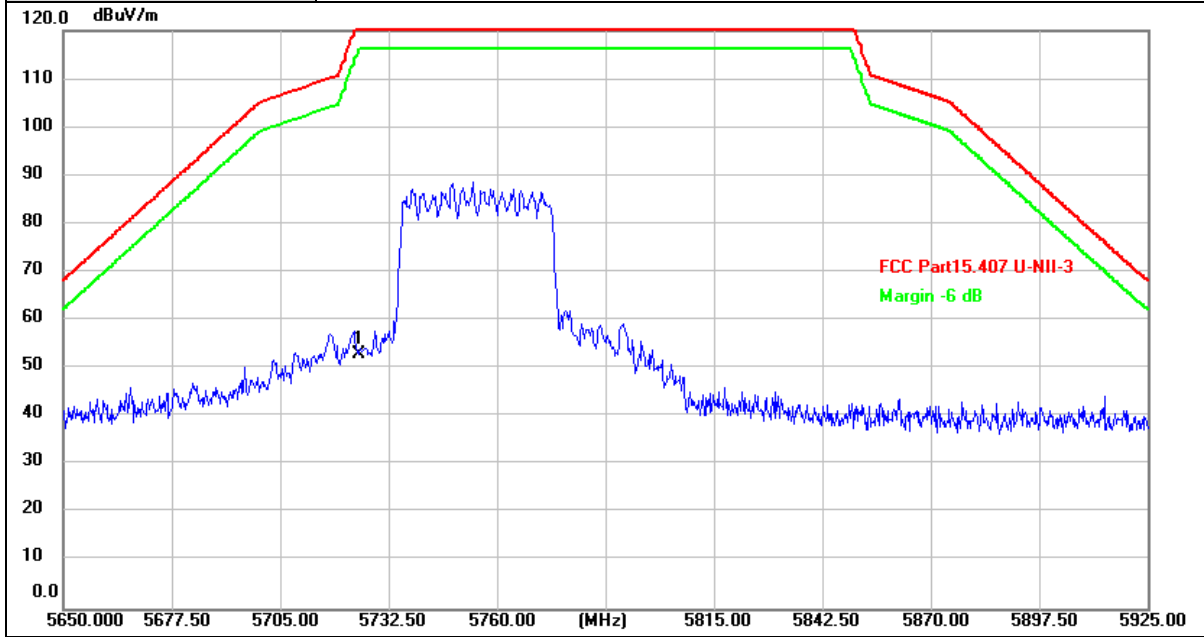
Remarks:

- Factor (dB/m) = Antenna Factor (dB/m)+Cable Factor (dB)-Pre-amplifier Factor
- Margin value = Level -Limit value





Ant. No.	Ant 0 + Ant 1
Ant. Pol.	Horizontal
Test Mode:	TX 802.11ax(HE40) Mode 5755MHz (U-NII-3) 484/65



No.	Frequency (MHz)	Reading (dBuV)	Factor (dB/m)	Level (dBuV/m)	Limit (dBuV/m)	Margin (dB)	Detector
1 *	5725.000	48.42	4.50	52.92	122.20	-69.28	peak

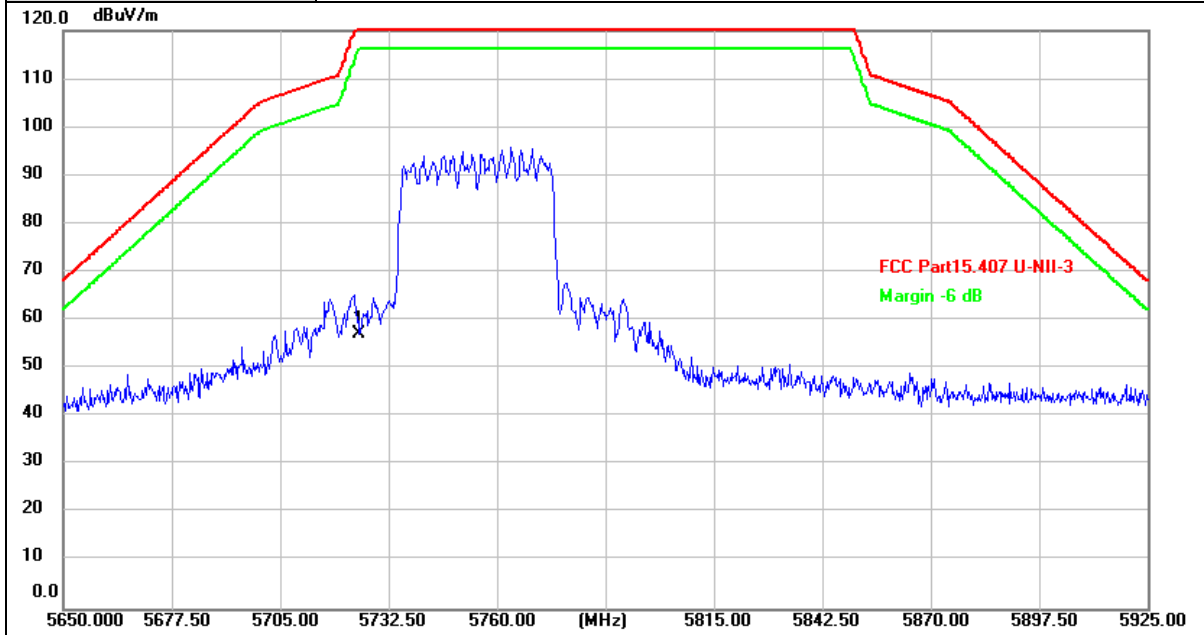
Remarks:

1. Factor (dB/m) = Antenna Factor (dB/m)+Cable Factor (dB)-Pre-amplifier Factor
2. Margin value = Level -Limit value





Ant. No.	Ant 0 + Ant 1
Ant. Pol.	Vertical
Test Mode:	TX 802.11ax(HE40) Mode 5755MHz (U-NII-3) 484/65



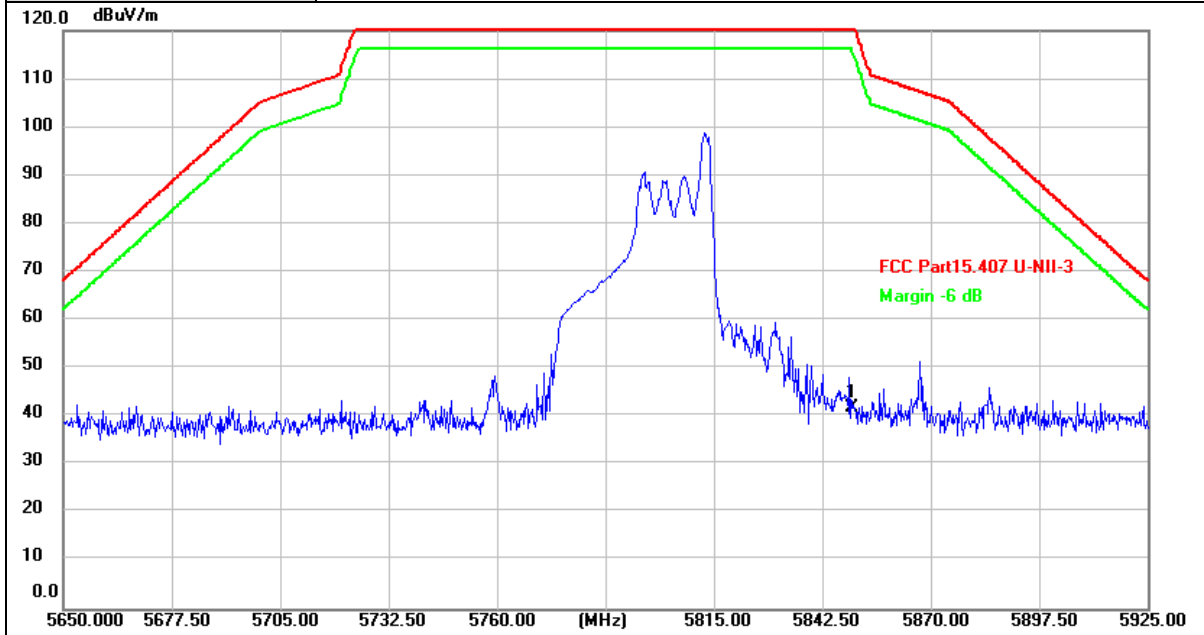
No.	Frequency (MHz)	Reading (dBuV)	Factor (dB/m)	Level (dBuV/m)	Limit (dBuV/m)	Margin (dB)	Detector
1 *	5725.000	52.63	4.50	57.13	122.20	-65.07	peak

Remarks:

- Factor (dB/m) = Antenna Factor (dB/m)+Cable Factor (dB)-Pre-amplifier Factor
- Margin value = Level -Limit value



Ant. No.	Ant 0 + Ant 1
Ant. Pol.	Horizontal
Test Mode:	TX 802.11ax(HE40) Mode 5795MHz (U-NII-3) 26/17



No.	Frequency (MHz)	Reading (dBuV)	Factor (dB/m)	Level (dBuV/m)	Limit (dBuV/m)	Margin (dB)	Detector
1 *	5850.000	36.79	4.95	41.74	122.20	-80.46	peak

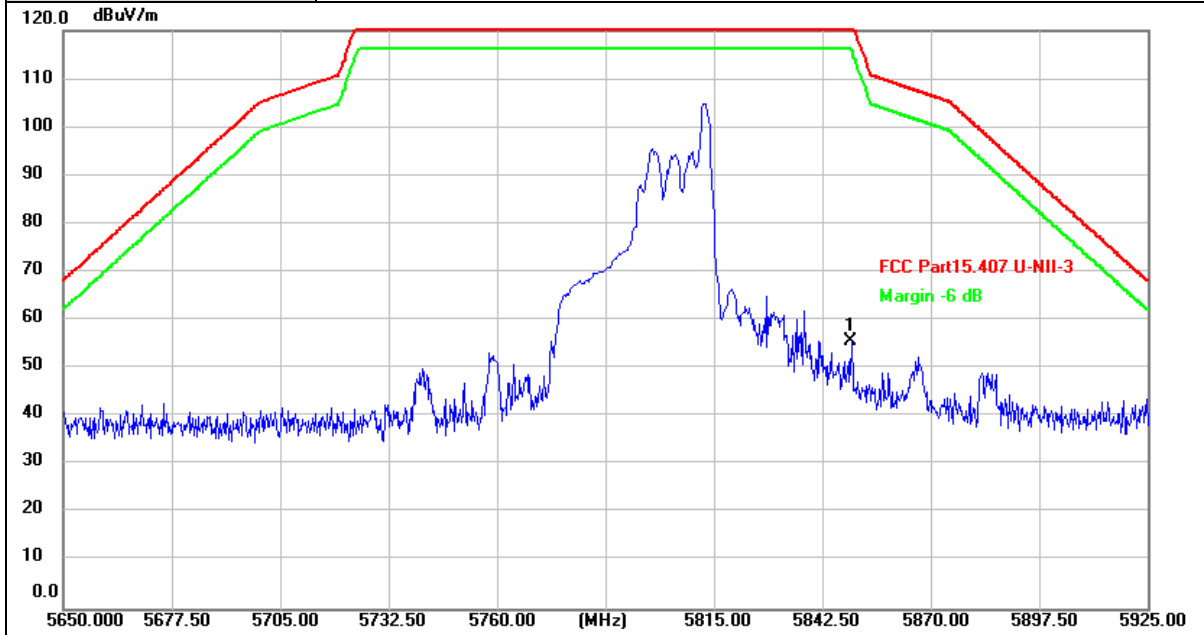
Remarks:

1. Factor (dB/m) = Antenna Factor (dB/m)+Cable Factor (dB)-Pre-amplifier Factor
2. Margin value = Level -Limit value





Ant. No.	Ant 0 + Ant 1
Ant. Pol.	Vertical
Test Mode:	TX 802.11ax(HE40) Mode 5795MHz (U-NII-3) 26/17



No.	Frequency (MHz)	Reading (dBuV)	Factor (dB/m)	Level (dBuV/m)	Limit (dBuV/m)	Margin (dB)	Detector
1 *	5850.000	50.85	4.95	55.80	122.20	-66.40	peak

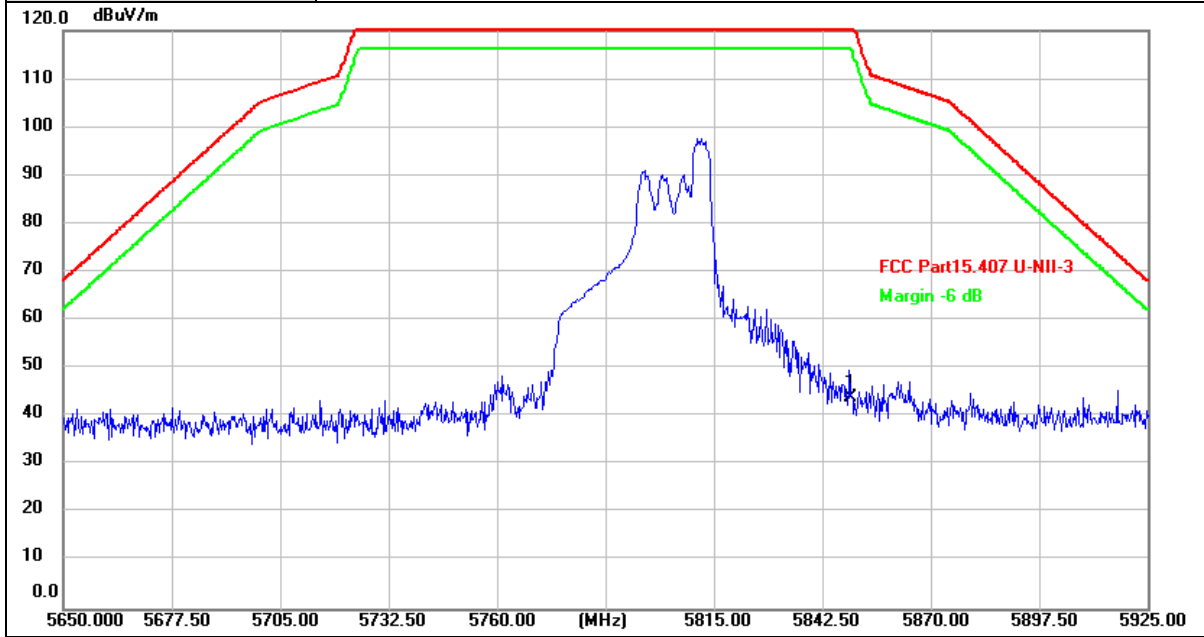
Remarks:

- Factor (dB/m) = Antenna Factor (dB/m)+Cable Factor (dB)-Pre-amplifier Factor
- Margin value = Level -Limit value





Ant. No.	Ant 0 + Ant 1
Ant. Pol.	Horizontal
Test Mode:	TX 802.11ax(HE40) Mode 5795MHz (U-NII-3) 52/44



No.	Frequency (MHz)	Reading (dBuV)	Factor (dB/m)	Level (dBuV/m)	Limit (dBuV/m)	Margin (dB)	Detector
1 *	5850.000	39.03	4.95	43.98	122.20	-78.22	peak

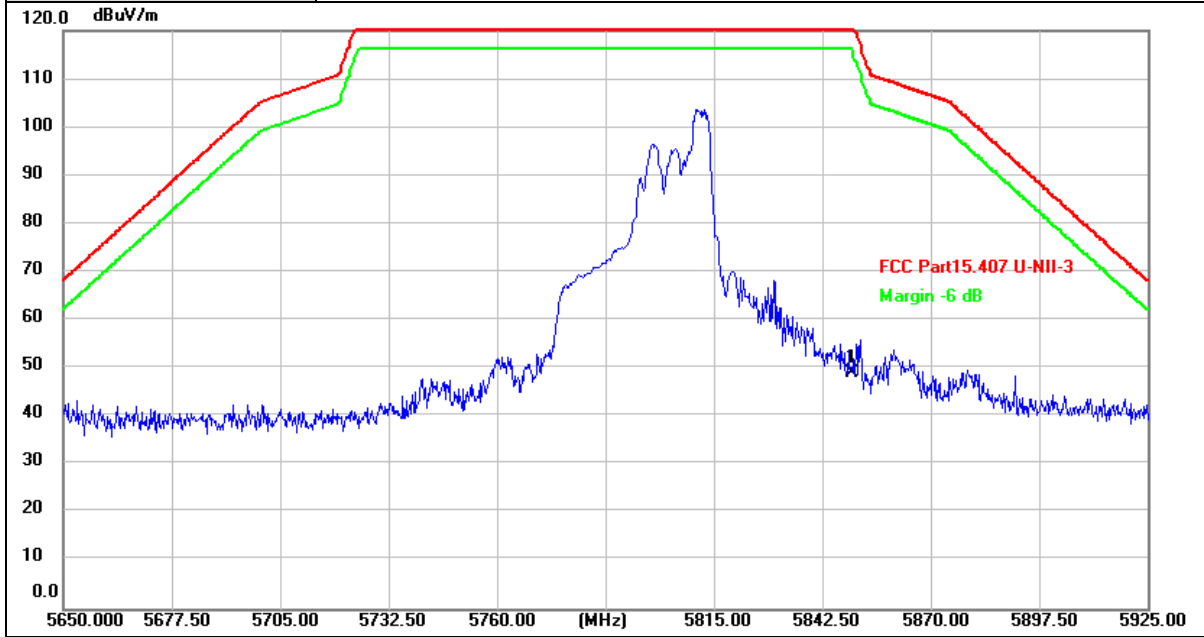
Remarks:

1. Factor (dB/m) = Antenna Factor (dB/m)+Cable Factor (dB)-Pre-amplifier Factor
2. Margin value = Level -Limit value





Ant. No.	Ant 0 + Ant 1
Ant. Pol.	Vertical
Test Mode:	TX 802.11ax(HE40) Mode 5795MHz (U-NII-3) 52/44



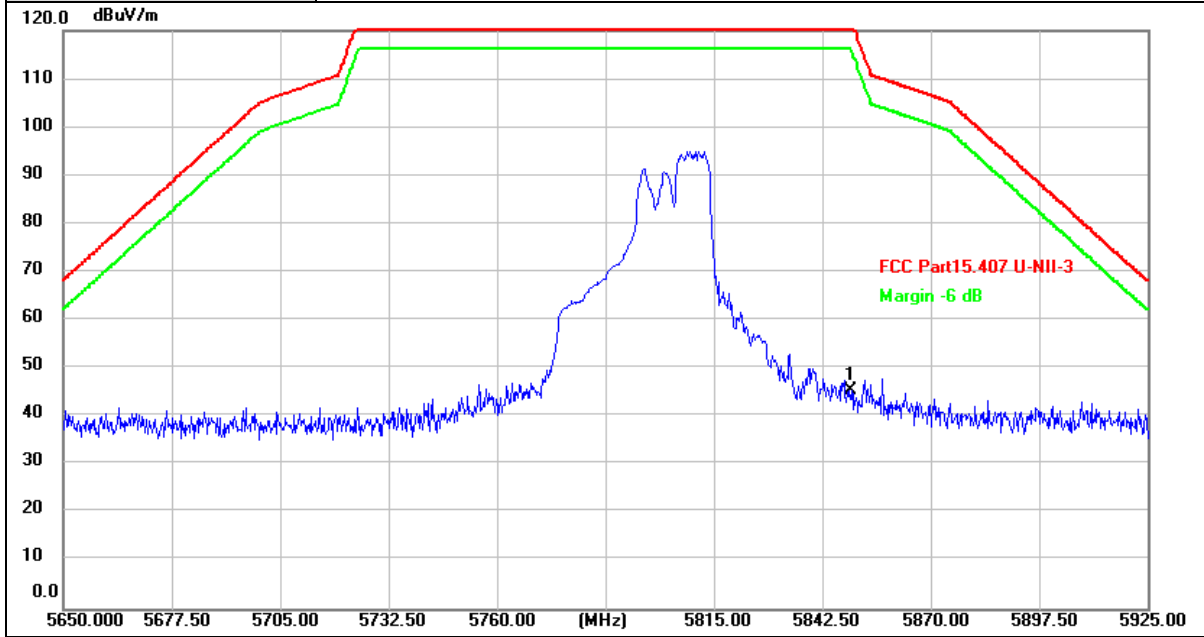
No.	Frequency (MHz)	Reading (dBuV)	Factor (dB/m)	Level (dBuV/m)	Limit (dBuV/m)	Margin (dB)	Detector
1 *	5850.000	44.09	4.95	49.04	122.20	-73.16	peak

Remarks:

- Factor (dB/m) = Antenna Factor (dB/m)+Cable Factor (dB)-Pre-amplifier Factor
- Margin value = Level -Limit value



Ant. No.	Ant 0 + Ant 1
Ant. Pol.	Horizontal
Test Mode:	TX 802.11ax(HE40) Mode 5795MHz (U-NII-3) 106/56



No.	Frequency (MHz)	Reading (dBuV)	Factor (dB/m)	Level (dBuV/m)	Limit (dBuV/m)	Margin (dB)	Detector
1 *	5850.000	40.48	4.95	45.43	122.20	-76.77	peak

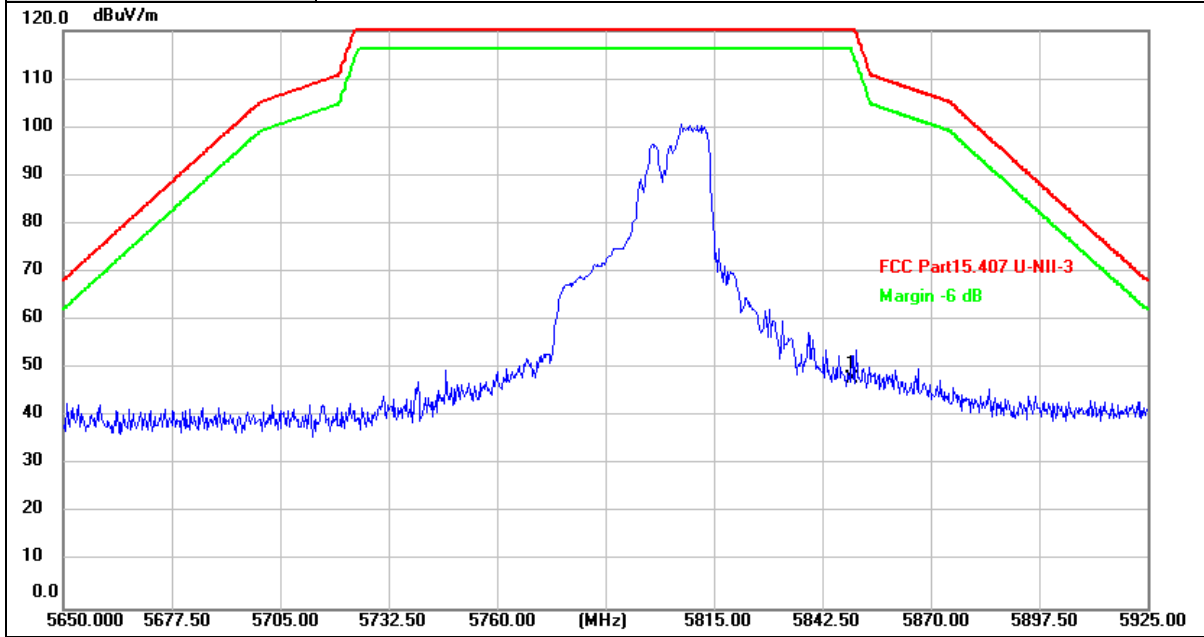
Remarks:

1. Factor (dB/m) = Antenna Factor (dB/m)+Cable Factor (dB)-Pre-amplifier Factor
2. Margin value = Level -Limit value





Ant. No.	Ant 0 + Ant 1
Ant. Pol.	Vertical
Test Mode:	TX 802.11ax(HE40) Mode 5795MHz (U-NII-3) 106/56



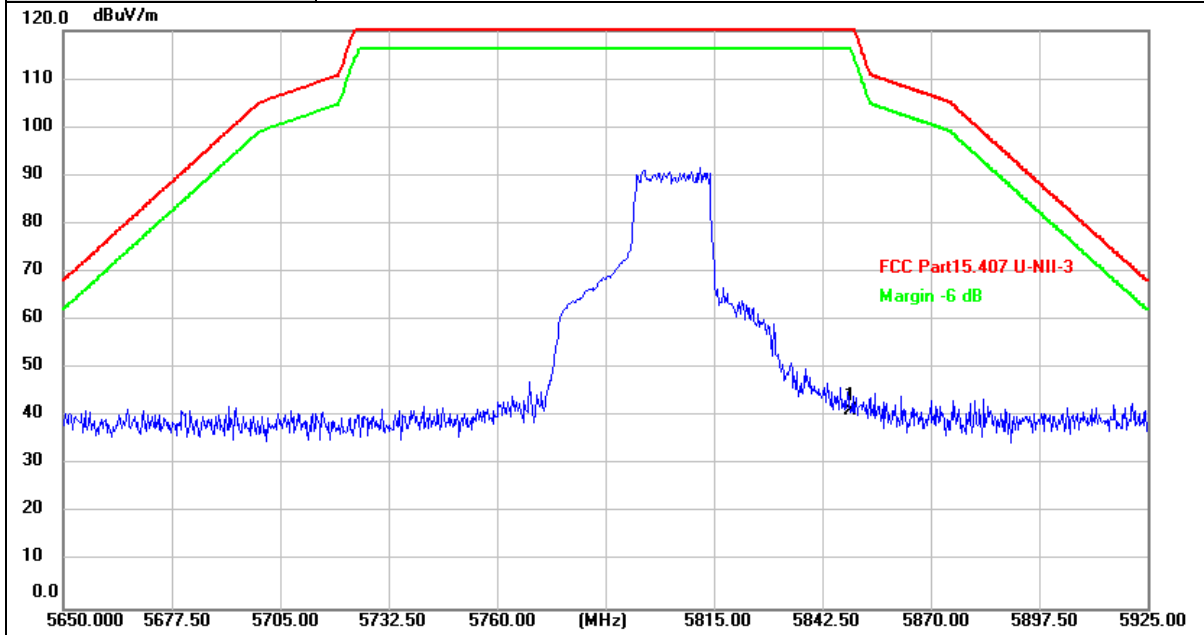
No.	Frequency (MHz)	Reading (dBuV)	Factor (dB/m)	Level (dBuV/m)	Limit (dBuV/m)	Margin (dB)	Detector
1 *	5850.000	42.75	4.95	47.70	122.20	-74.50	peak

Remarks:

1. Factor (dB/m) = Antenna Factor (dB/m)+Cable Factor (dB)-Pre-amplifier Factor
2. Margin value = Level -Limit value



Ant. No.	Ant 0 + Ant 1
Ant. Pol.	Horizontal
Test Mode:	TX 802.11ax(HE40) Mode 5795MHz (U-NII-3) 242/62



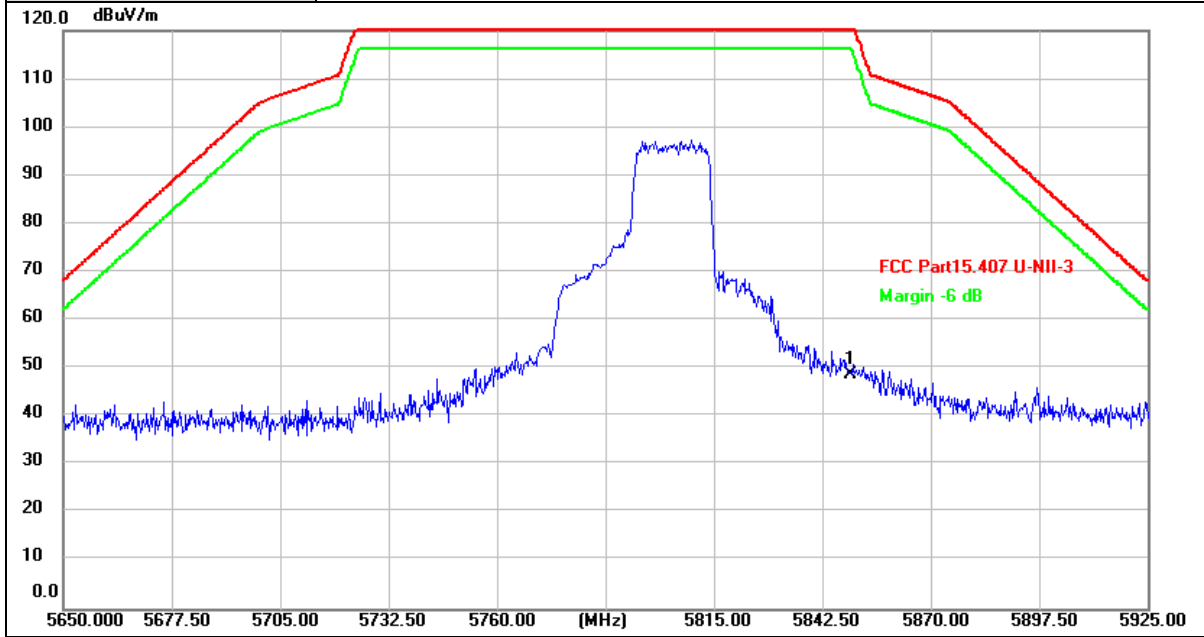
No.	Frequency (MHz)	Reading (dBuV)	Factor (dB/m)	Level (dBuV/m)	Limit (dBuV/m)	Margin (dB)	Detector
1 *	5850.000	36.36	4.95	41.31	122.20	-80.89	peak

Remarks:

1. Factor (dB/m) = Antenna Factor (dB/m)+Cable Factor (dB)-Pre-amplifier Factor
2. Margin value = Level -Limit value



Ant. No.	Ant 0 + Ant 1
Ant. Pol.	Vertical
Test Mode:	TX 802.11ax(HE40) Mode 5795MHz (U-NII-3) 242/62



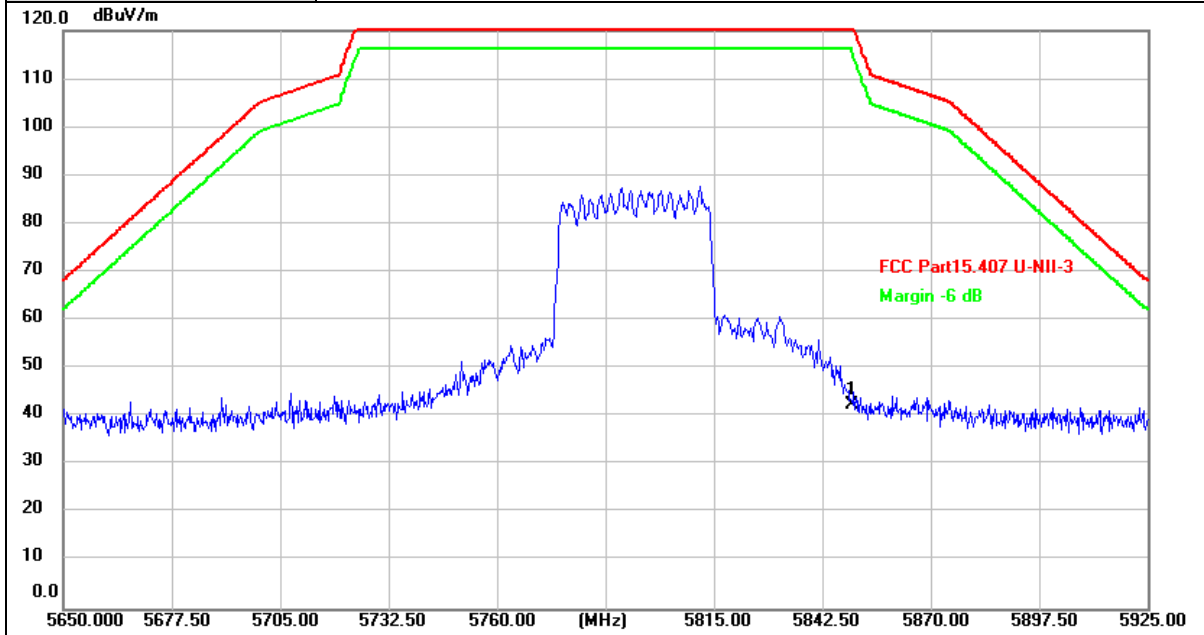
No.	Frequency (MHz)	Reading (dBuV)	Factor (dB/m)	Level (dBuV/m)	Limit (dBuV/m)	Margin (dB)	Detector
1 *	5850.000	43.85	4.95	48.80	122.20	-73.40	peak

Remarks:

- 1. Factor (dB/m) = Antenna Factor (dB/m)+Cable Factor (dB)-Pre-amplifier Factor
- 2. Margin value = Level -Limit value



Ant. No.	Ant 0 + Ant 1
Ant. Pol.	Horizontal
Test Mode:	TX 802.11ax(HE40) Mode 5795MHz (U-NII-3) 484/65



No.	Frequency (MHz)	Reading (dBuV)	Factor (dB/m)	Level (dBuV/m)	Limit (dBuV/m)	Margin (dB)	Detector
1 *	5850.000	37.61	4.95	42.56	122.20	-79.64	peak

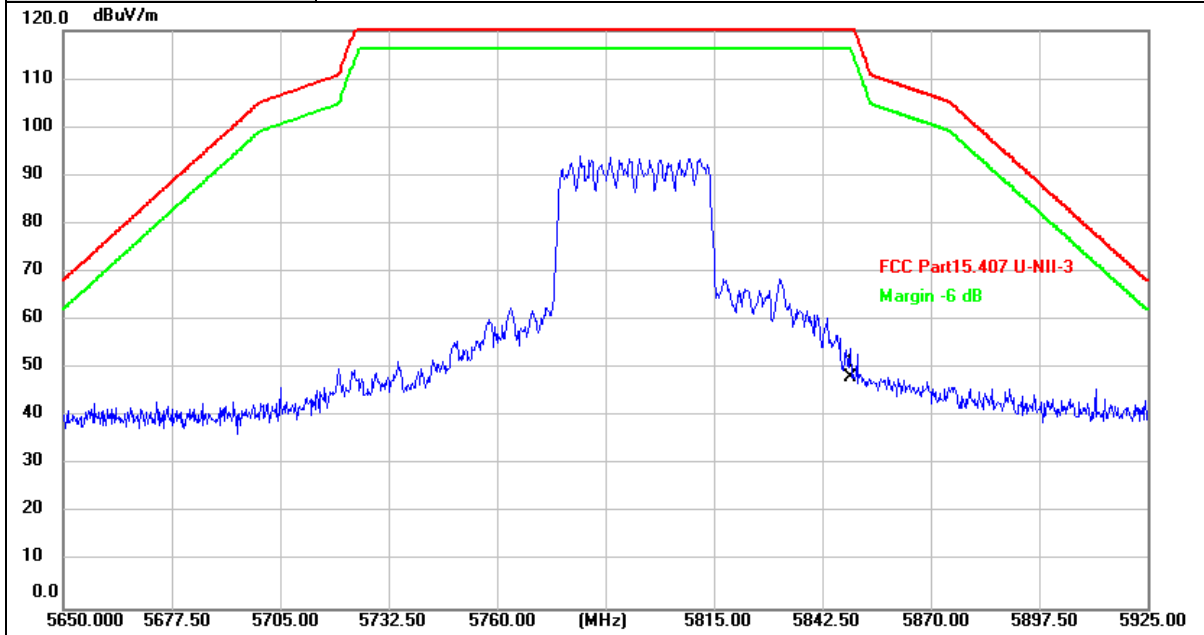
Remarks:

1. Factor (dB/m) = Antenna Factor (dB/m)+Cable Factor (dB)-Pre-amplifier Factor
2. Margin value = Level -Limit value





Ant. No.	Ant 0 + Ant 1
Ant. Pol.	Vertical
Test Mode:	TX 802.11ax(HE40) Mode 5795MHz (U-NII-3) 484/65



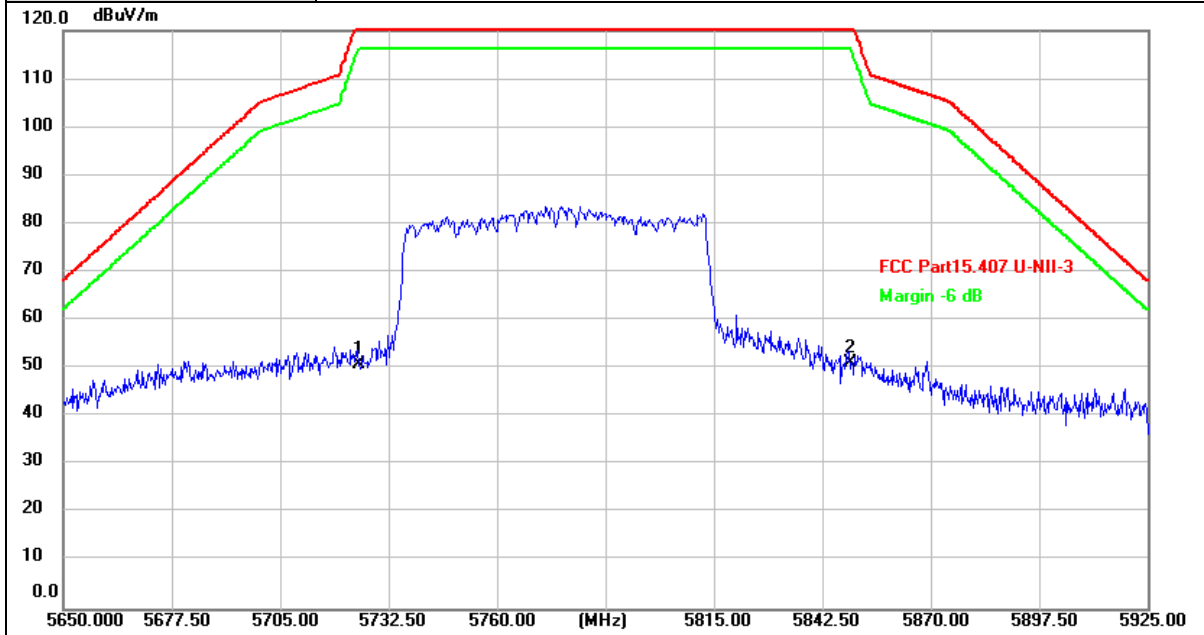
No.	Frequency (MHz)	Reading (dBuV)	Factor (dB/m)	Level (dBuV/m)	Limit (dBuV/m)	Margin (dB)	Detector
1 *	5850.000	43.08	4.95	48.03	122.20	-74.17	peak

Remarks:

- Factor (dB/m) = Antenna Factor (dB/m)+Cable Factor (dB)-Pre-amplifier Factor
- Margin value = Level -Limit value



Ant. No.	Ant 0 + Ant 1
Ant. Pol.	Horizontal
Test Mode:	TX 802.11ac(VHT80) Mode 5775MHz (U-NII-3)



No.	Frequency (MHz)	Reading (dBuV)	Factor (dB/m)	Level (dBuV/m)	Limit (dBuV/m)	Margin (dB)	Detector
1	5725.000	46.31	4.50	50.81	122.20	-71.39	peak
2 *	5850.000	46.33	4.95	51.28	122.20	-70.92	peak

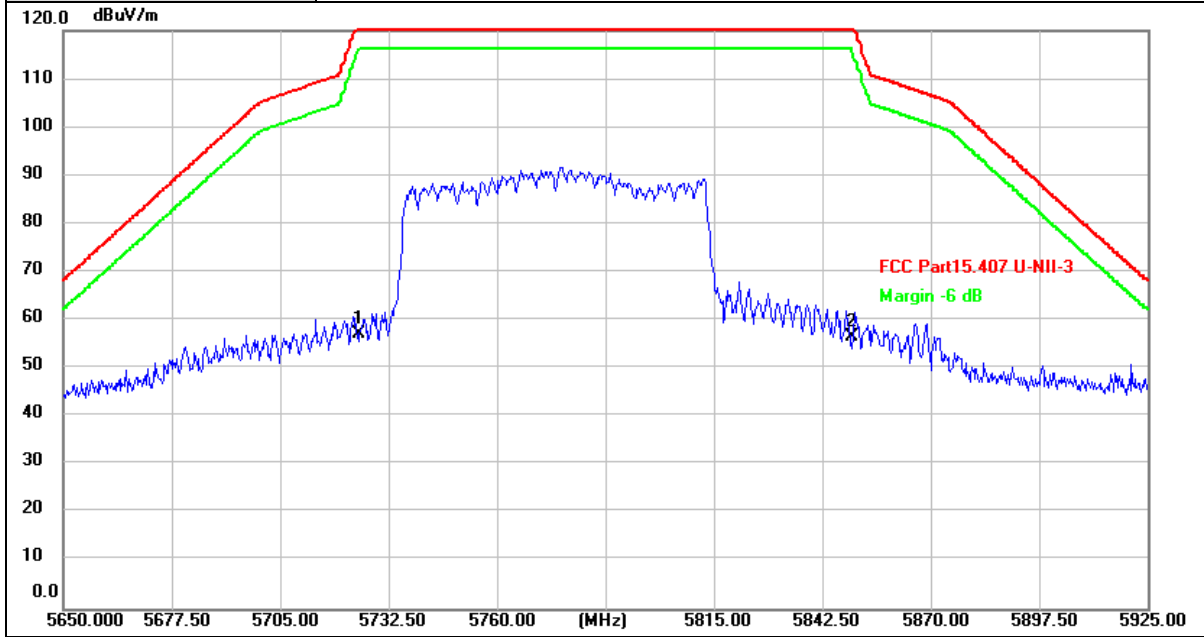
Remarks:

- 1. Factor (dB/m) = Antenna Factor (dB/m)+Cable Factor (dB)-Pre-amplifier Factor
- 2. Margin value = Level -Limit value





Ant. No.	Ant 0 + Ant 1
Ant. Pol.	Vertical
Test Mode:	TX 802.11ac(VHT80) Mode 5775MHz (U-NII-3)



No.	Frequency (MHz)	Reading (dBuV)	Factor (dB/m)	Level (dBuV/m)	Limit (dBuV/m)	Margin (dB)	Detector
1 *	5725.000	52.56	4.50	57.06	122.20	-65.14	peak
2	5850.000	51.56	4.95	56.51	122.20	-65.69	peak

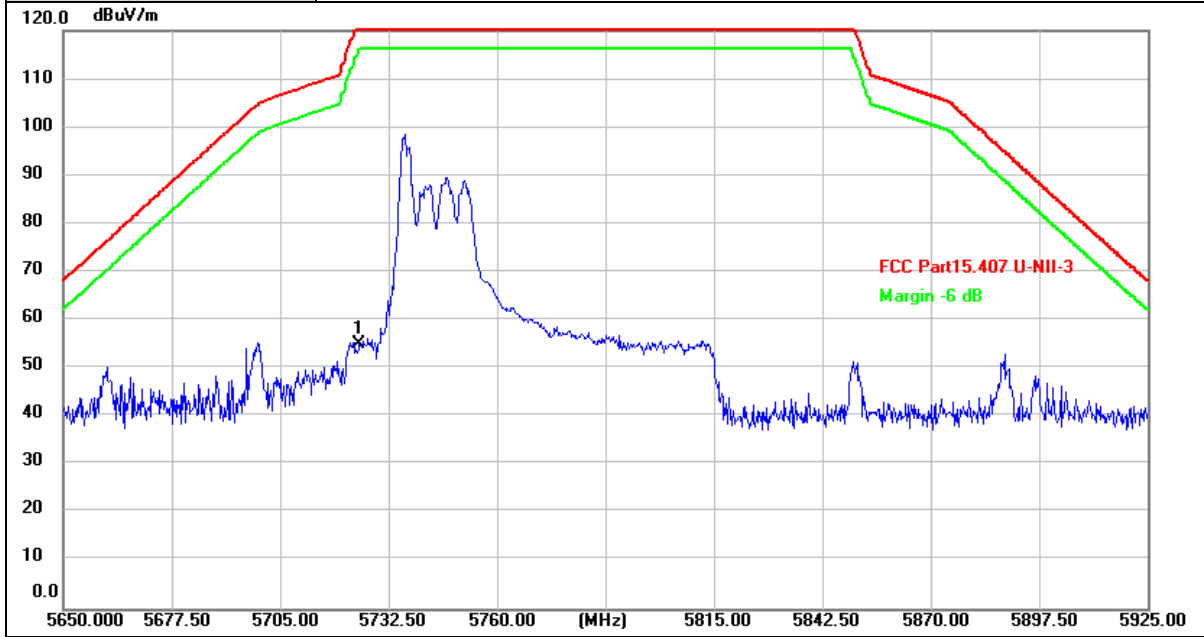
Remarks:

1. Factor (dB/m) = Antenna Factor (dB/m)+Cable Factor (dB)-Pre-amplifier Factor
2. Margin value = Level -Limit value





Ant. No.	Ant 0 + Ant 1
Ant. Pol.	Horizontal
Test Mode:	TX 802.11ax(HE80) Mode 5775MHz (U-NII-3) 26/0



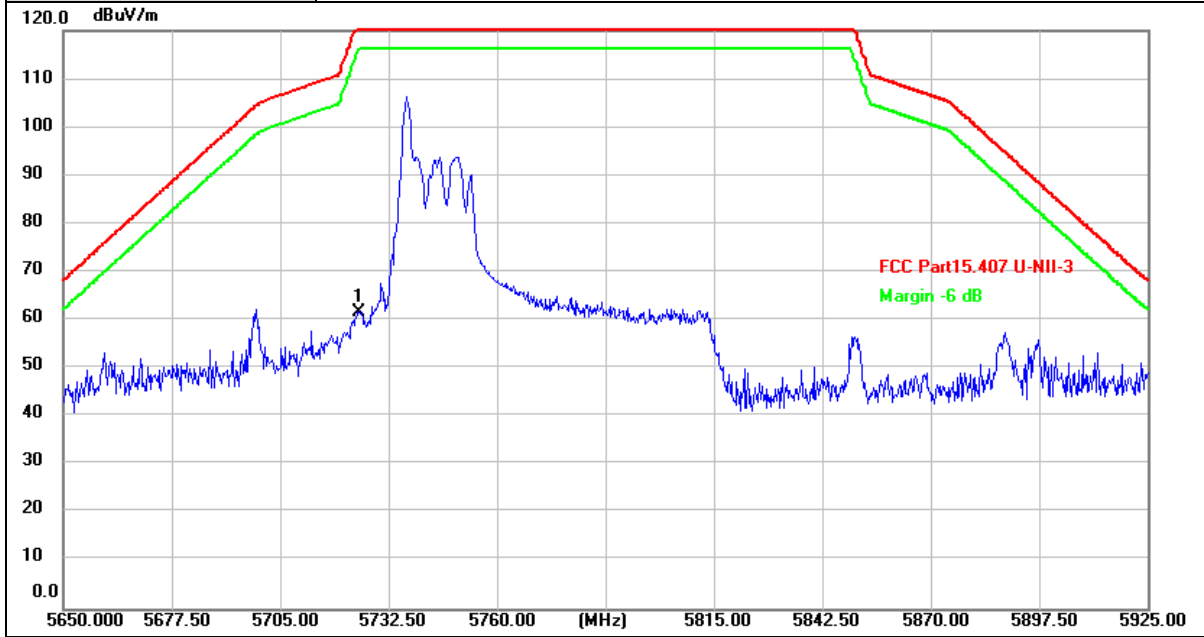
No.	Frequency (MHz)	Reading (dBuV)	Factor (dB/m)	Level (dBuV/m)	Limit (dBuV/m)	Margin (dB)	Detector
1 *	5725.000	50.58	4.50	55.08	122.20	-67.12	peak

Remarks:

- Factor (dB/m) = Antenna Factor (dB/m)+Cable Factor (dB)-Pre-amplifier Factor
- Margin value = Level -Limit value



Ant. No.	Ant 0 + Ant 1
Ant. Pol.	Vertical
Test Mode:	TX 802.11ax(HE80) Mode 5775MHz (U-NII-3) 26/0



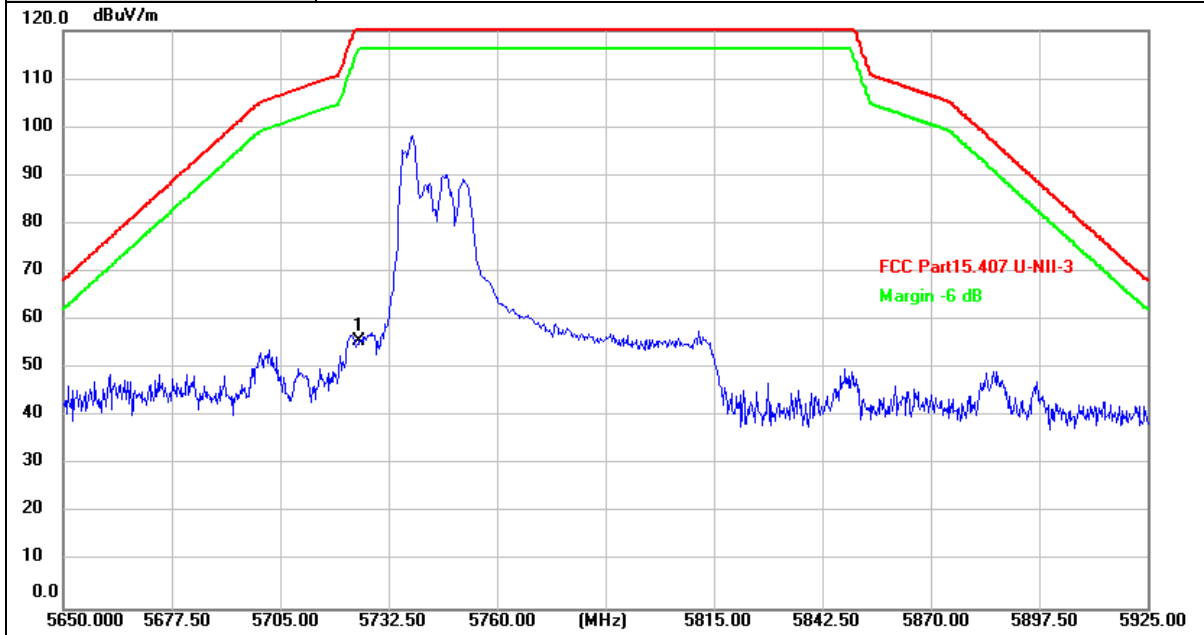
No.	Frequency (MHz)	Reading (dBuV)	Factor (dB/m)	Level (dBuV/m)	Limit (dBuV/m)	Margin (dB)	Detector
1 *	5725.000	57.25	4.50	61.75	122.20	-60.45	peak

Remarks:

- Factor (dB/m) = Antenna Factor (dB/m)+Cable Factor (dB)-Pre-amplifier Factor
- Margin value = Level -Limit value



Ant. No.	Ant 0 + Ant 1
Ant. Pol.	Horizontal
Test Mode:	TX 802.11ax(HE80) Mode 5775MHz (U-NII-3) 52/37



No.	Frequency (MHz)	Reading (dBuV)	Factor (dB/m)	Level (dBuV/m)	Limit (dBuV/m)	Margin (dB)	Detector
1 *	5725.000	51.04	4.50	55.54	122.20	-66.66	peak

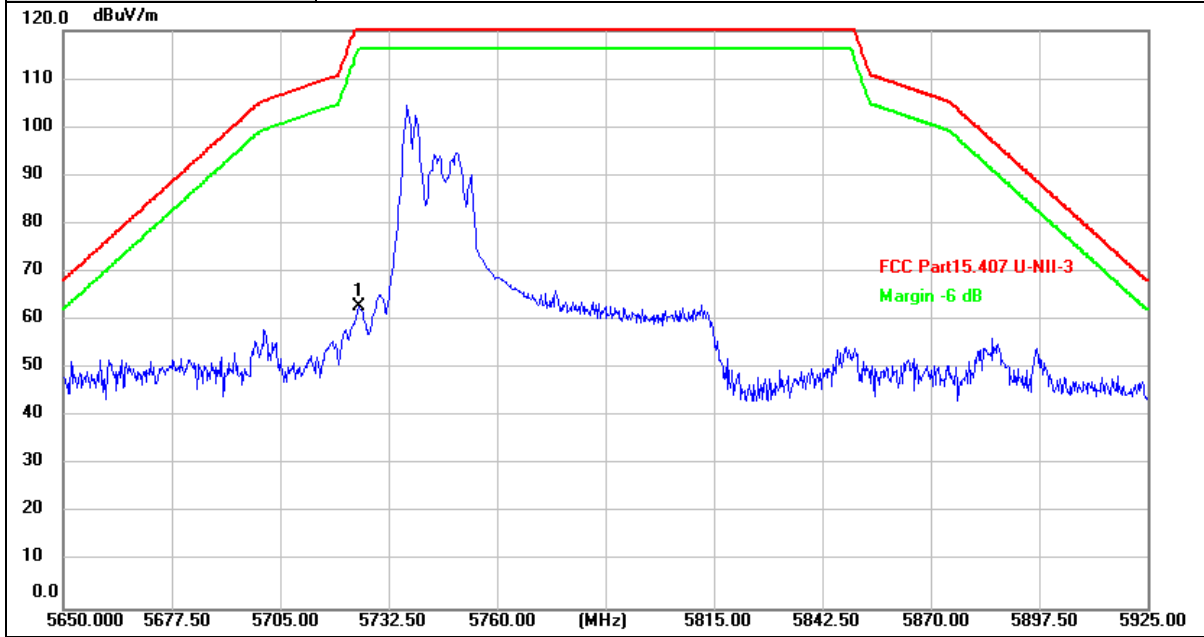
Remarks:

1. Factor (dB/m) = Antenna Factor (dB/m)+Cable Factor (dB)-Pre-amplifier Factor
2. Margin value = Level -Limit value





Ant. No.	Ant 0 + Ant 1
Ant. Pol.	Vertical
Test Mode:	TX 802.11ax(HE80) Mode 5775MHz (U-NII-3) 52/37



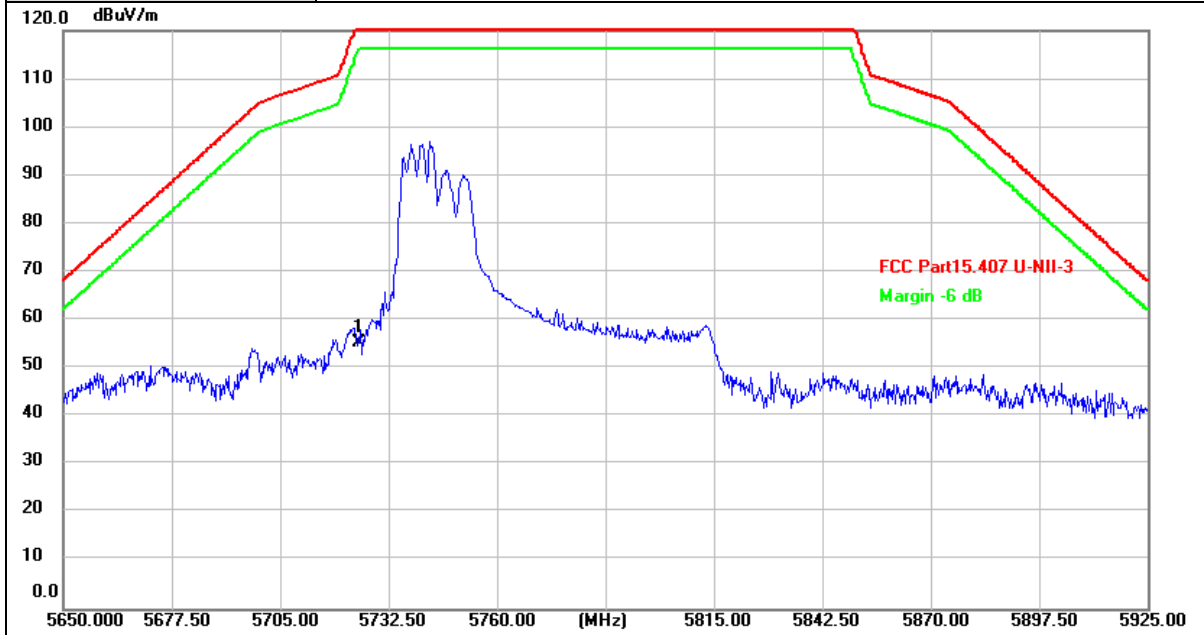
No.	Frequency (MHz)	Reading (dBuV)	Factor (dB/m)	Level (dBuV/m)	Limit (dBuV/m)	Margin (dB)	Detector
1 *	5725.000	58.20	4.50	62.70	122.20	-59.50	peak

Remarks:

- Factor (dB/m) = Antenna Factor (dB/m)+Cable Factor (dB)-Pre-amplifier Factor
- Margin value = Level -Limit value



Ant. No.	Ant 0 + Ant 1
Ant. Pol.	Horizontal
Test Mode:	TX 802.11ax(HE80) Mode 5775MHz (U-NII-3) 106/53



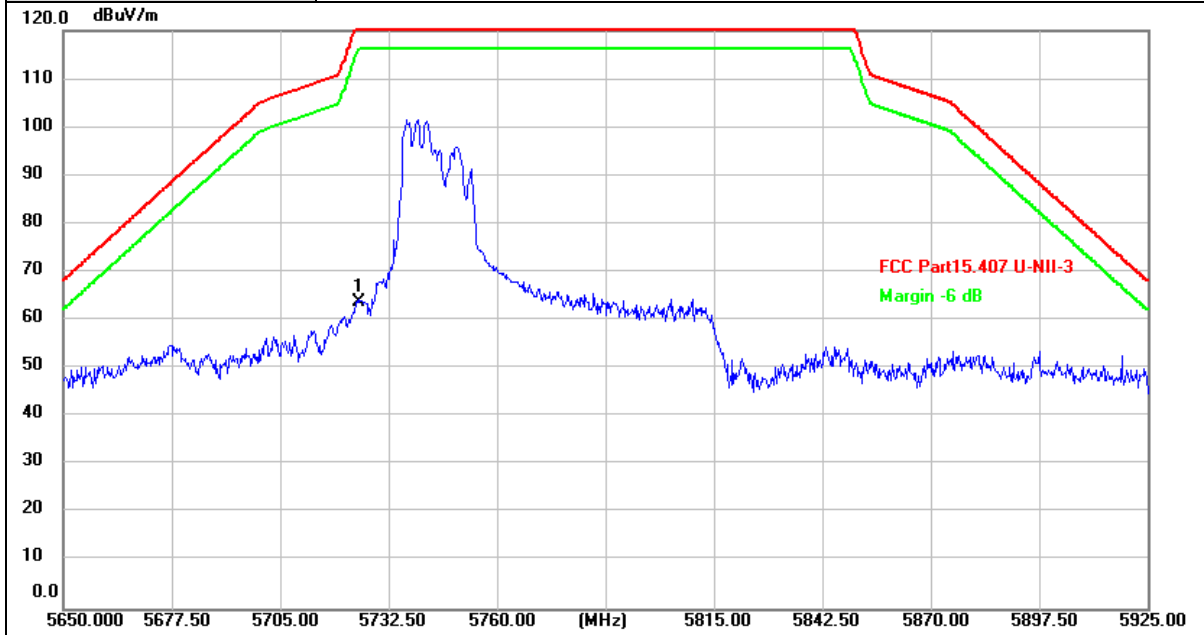
No.	Frequency (MHz)	Reading (dBuV)	Factor (dB/m)	Level (dBuV/m)	Limit (dBuV/m)	Margin (dB)	Detector
1 *	5725.000	50.77	4.50	55.27	122.20	-66.93	peak

Remarks:

- Factor (dB/m) = Antenna Factor (dB/m)+Cable Factor (dB)-Pre-amplifier Factor
- Margin value = Level -Limit value



Ant. No.	Ant 0 + Ant 1
Ant. Pol.	Vertical
Test Mode:	TX 802.11ax(HE80) Mode 5775MHz (U-NII-3) 106/53



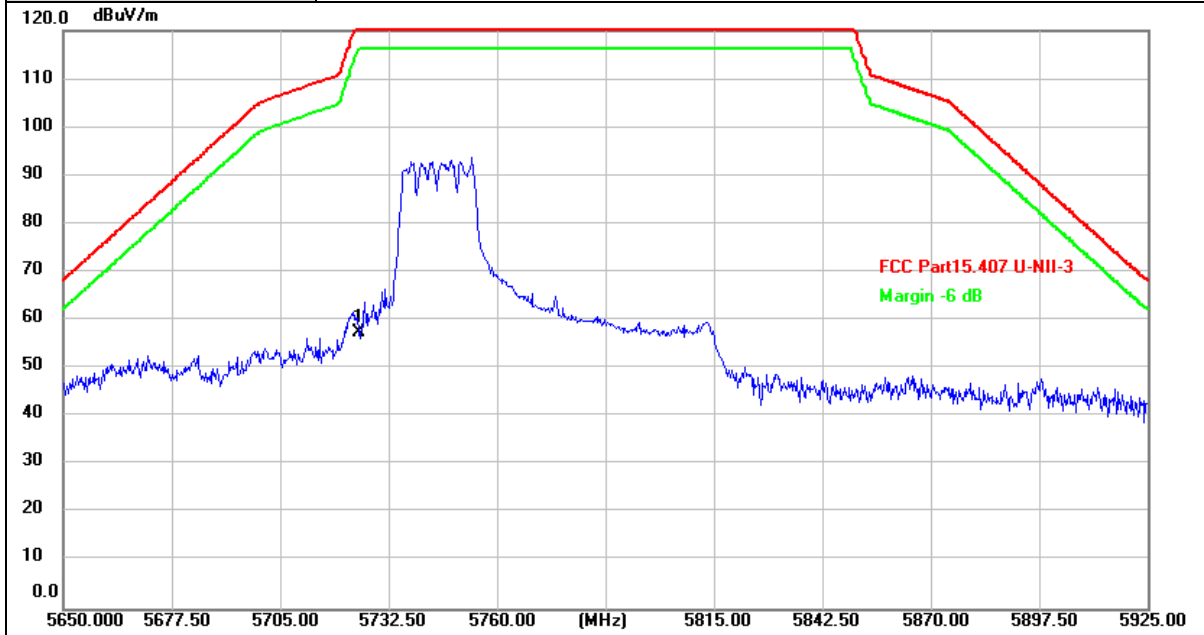
No.	Frequency (MHz)	Reading (dBuV)	Factor (dB/m)	Level (dBuV/m)	Limit (dBuV/m)	Margin (dB)	Detector
1 *	5725.000	59.28	4.50	63.78	122.20	-58.42	peak

Remarks:

- Factor (dB/m) = Antenna Factor (dB/m)+Cable Factor (dB)-Pre-amplifier Factor
- Margin value = Level -Limit value



Ant. No.	Ant 0 + Ant 1
Ant. Pol.	Horizontal
Test Mode:	TX 802.11ax(HE80) Mode 5775MHz (U-NII-3) 242/61



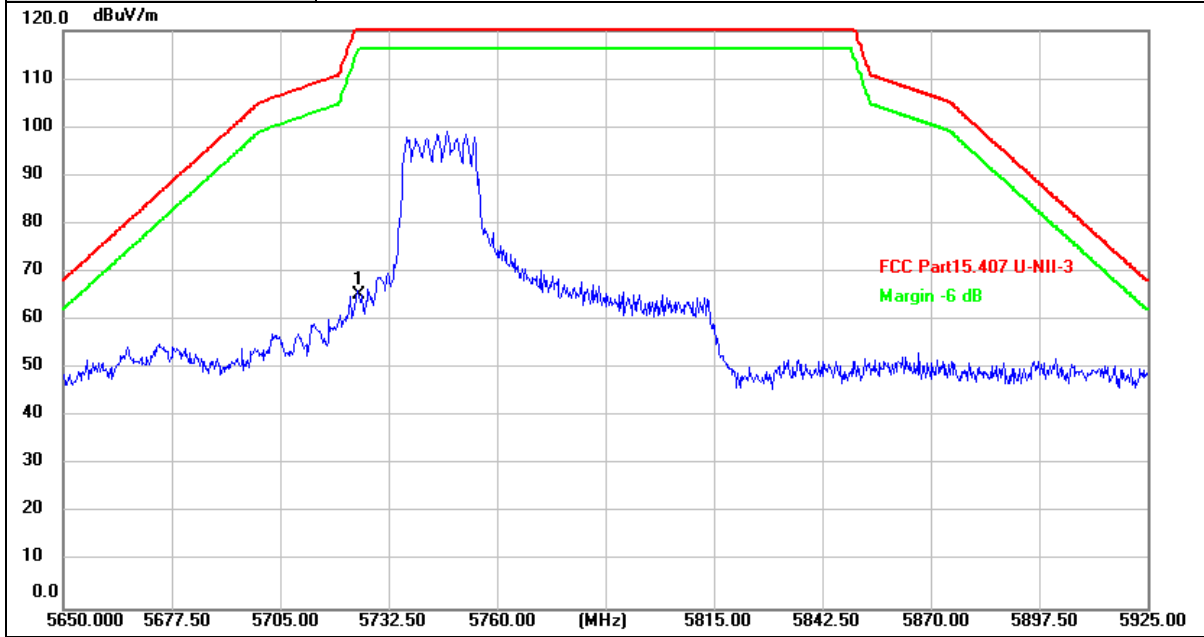
No.	Frequency (MHz)	Reading (dBuV)	Factor (dB/m)	Level (dBuV/m)	Limit (dBuV/m)	Margin (dB)	Detector
1 *	5725.000	53.09	4.50	57.59	122.20	-64.61	peak

Remarks:

1. Factor (dB/m) = Antenna Factor (dB/m)+Cable Factor (dB)-Pre-amplifier Factor
2. Margin value = Level -Limit value



Ant. No.	Ant 0 + Ant 1
Ant. Pol.	Vertical
Test Mode:	TX 802.11ax(HE80) Mode 5775MHz (U-NII-3) 242/61



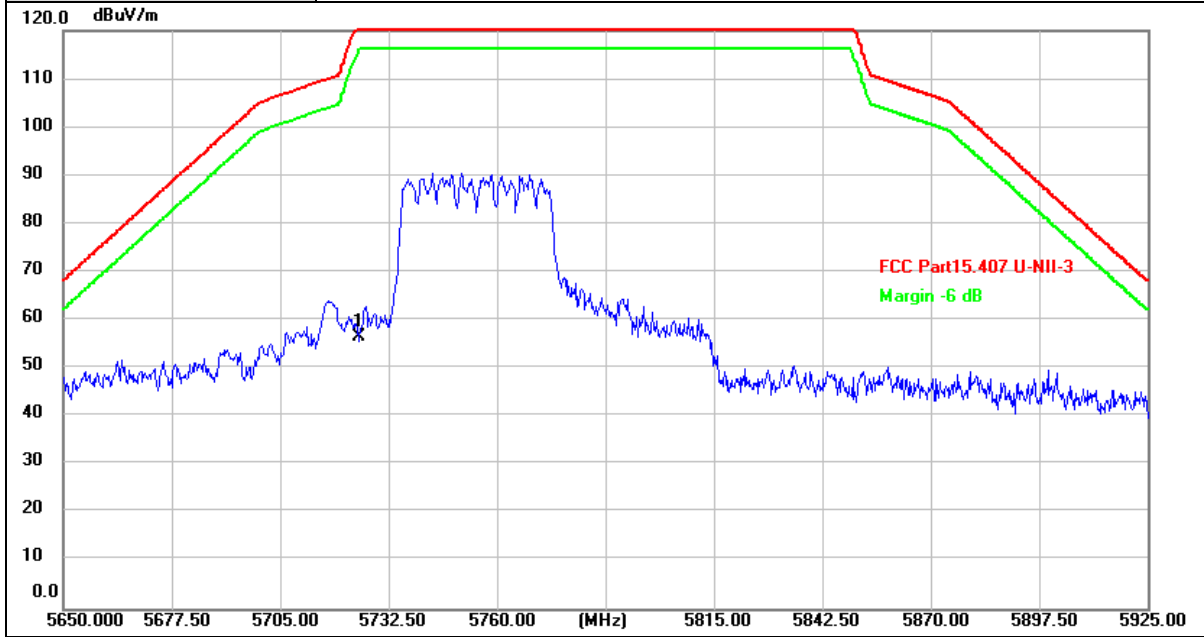
No.	Frequency (MHz)	Reading (dBuV)	Factor (dB/m)	Level (dBuV/m)	Limit (dBuV/m)	Margin (dB)	Detector
1 *	5725.000	60.75	4.50	65.25	122.20	-56.95	peak

Remarks:

- Factor (dB/m) = Antenna Factor (dB/m)+Cable Factor (dB)-Pre-amplifier Factor
- Margin value = Level -Limit value



Ant. No.	Ant 0 + Ant 1
Ant. Pol.	Horizontal
Test Mode:	TX 802.11ax(HE80) Mode 5775MHz (U-NII-3) 484/65



No.	Frequency (MHz)	Reading (dBuV)	Factor (dB/m)	Level (dBuV/m)	Limit (dBuV/m)	Margin (dB)	Detector
1 *	5725.000	52.03	4.50	56.53	122.20	-65.67	peak

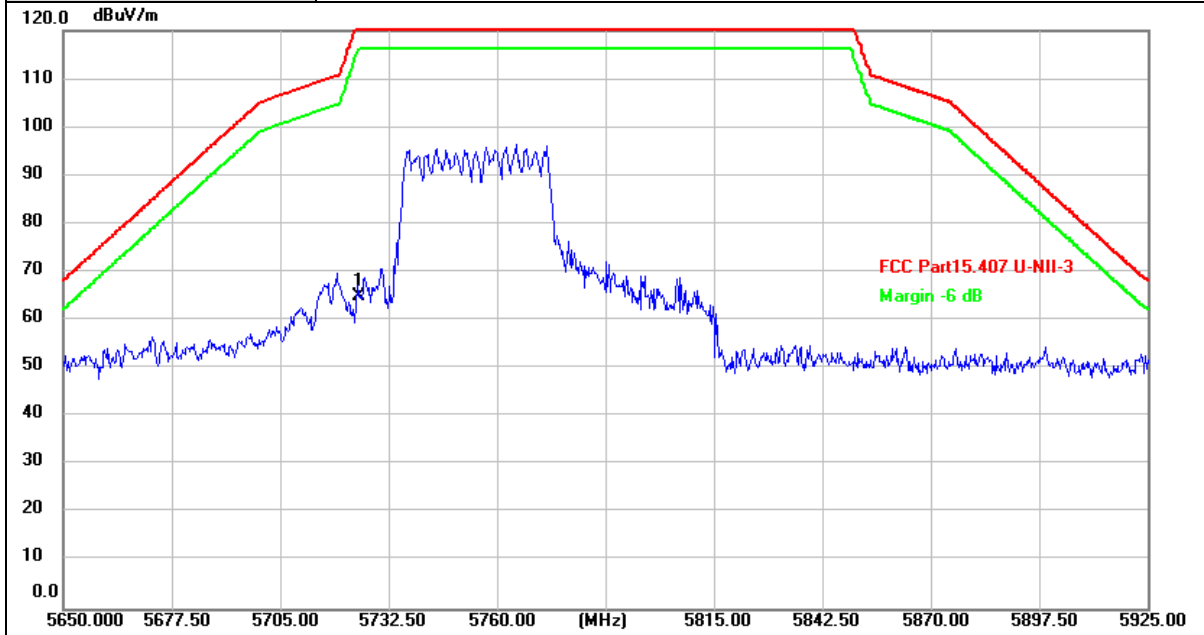
Remarks:

- Factor (dB/m) = Antenna Factor (dB/m)+Cable Factor (dB)-Pre-amplifier Factor
- Margin value = Level -Limit value





Ant. No.	Ant 0 + Ant 1
Ant. Pol.	Vertical
Test Mode:	TX 802.11ax(HE80) Mode 5775MHz (U-NII-3) 484/65



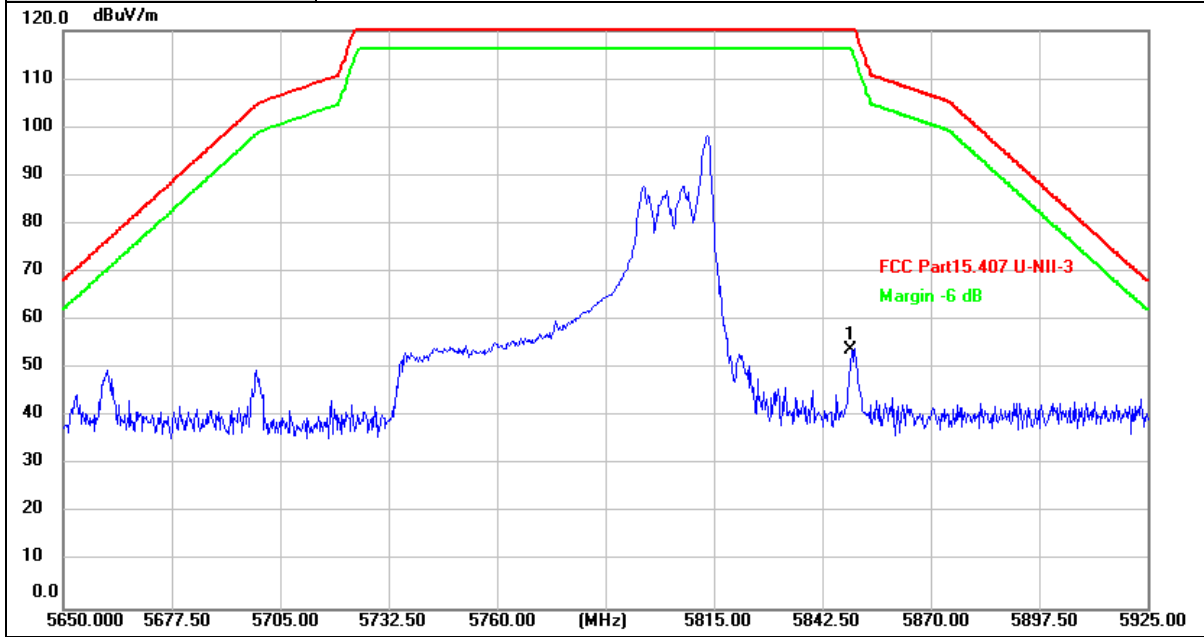
No.	Frequency (MHz)	Reading (dBuV)	Factor (dB/m)	Level (dBuV/m)	Limit (dBuV/m)	Margin (dB)	Detector
1 *	5725.000	60.55	4.50	65.05	122.20	-57.15	peak

Remarks:

- Factor (dB/m) = Antenna Factor (dB/m)+Cable Factor (dB)-Pre-amplifier Factor
- Margin value = Level -Limit value



Ant. No.	Ant 0 + Ant 1
Ant. Pol.	Horizontal
Test Mode:	TX 802.11ax(HE80) Mode 5775MHz (U-NII-3) 26/36



No.	Frequency (MHz)	Reading (dBuV)	Factor (dB/m)	Level (dBuV/m)	Limit (dBuV/m)	Margin (dB)	Detector
1 *	5850.000	48.84	4.95	53.79	122.20	-68.41	peak

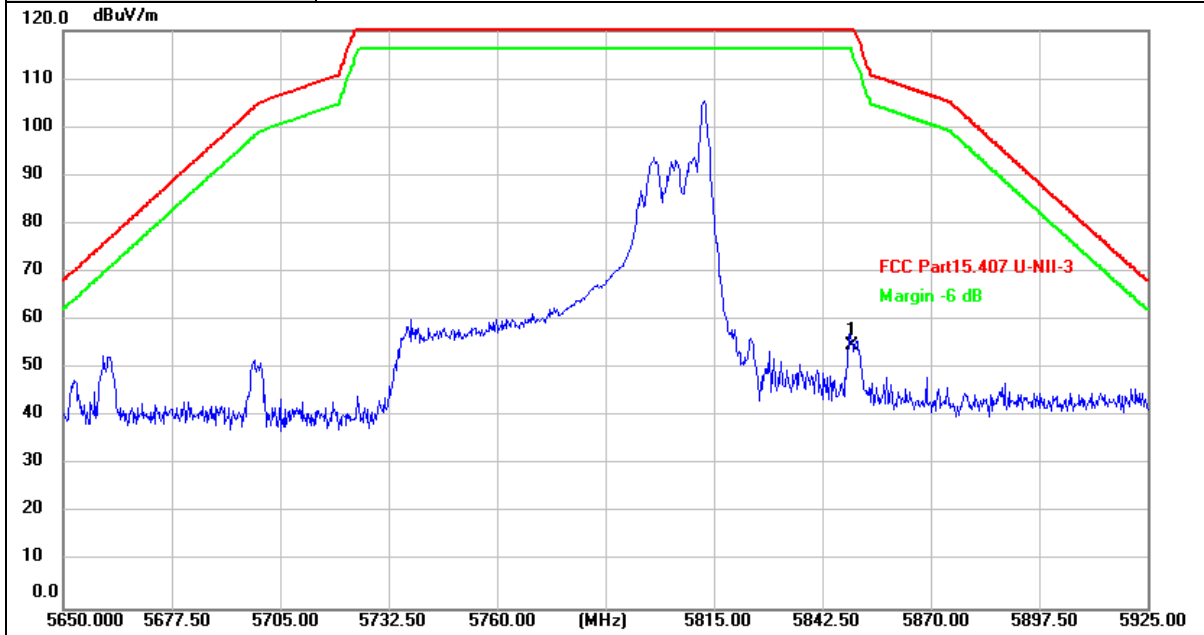
Remarks:

- 1.Factor (dB/m) = Antenna Factor (dB/m)+Cable Factor (dB)-Pre-amplifier Factor
- 2.Margin value = Level -Limit value





Ant. No.	Ant 0 + Ant 1
Ant. Pol.	Vertical
Test Mode:	TX 802.11ax(HE80) Mode 5775MHz (U-NII-3) 26/36



No.	Frequency (MHz)	Reading (dBuV)	Factor (dB/m)	Level (dBuV/m)	Limit (dBuV/m)	Margin (dB)	Detector
1 *	5850.000	49.69	4.95	54.64	122.20	-67.56	peak

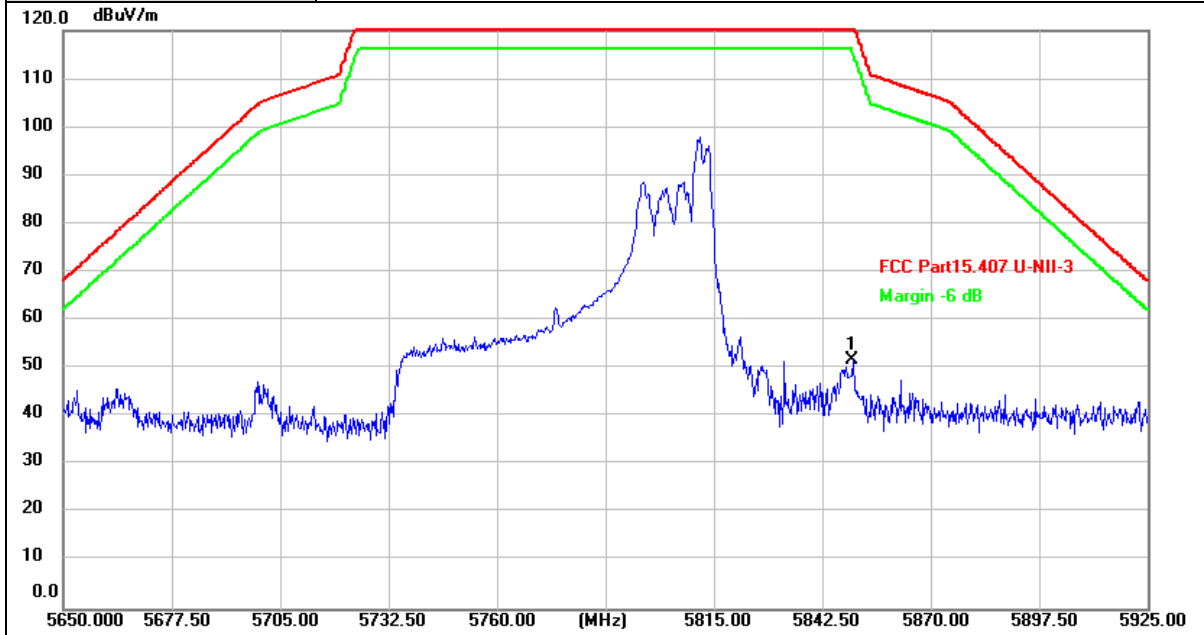
Remarks:

1. Factor (dB/m) = Antenna Factor (dB/m)+Cable Factor (dB)-Pre-amplifier Factor
2. Margin value = Level -Limit value





Ant. No.	Ant 0 + Ant 1
Ant. Pol.	Horizontal
Test Mode:	TX 802.11ax(HE80) Mode 5775MHz (U-NII-3) 52/52



No.	Frequency (MHz)	Reading (dBuV)	Factor (dB/m)	Level (dBuV/m)	Limit (dBuV/m)	Margin (dB)	Detector
1 *	5850.000	46.79	4.95	51.74	122.20	-70.46	peak

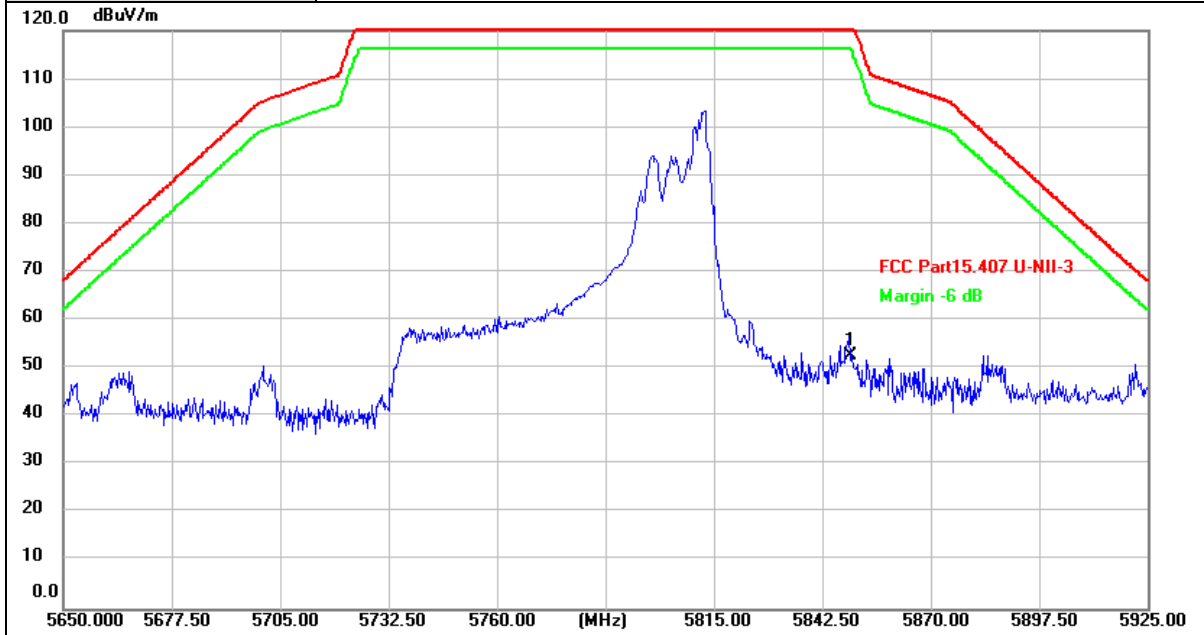
Remarks:

1. Factor (dB/m) = Antenna Factor (dB/m)+Cable Factor (dB)-Pre-amplifier Factor
2. Margin value = Level -Limit value





Ant. No.	Ant 0 + Ant 1
Ant. Pol.	Vertical
Test Mode:	TX 802.11ax(HE80) Mode 5775MHz (U-NII-3) 52/52



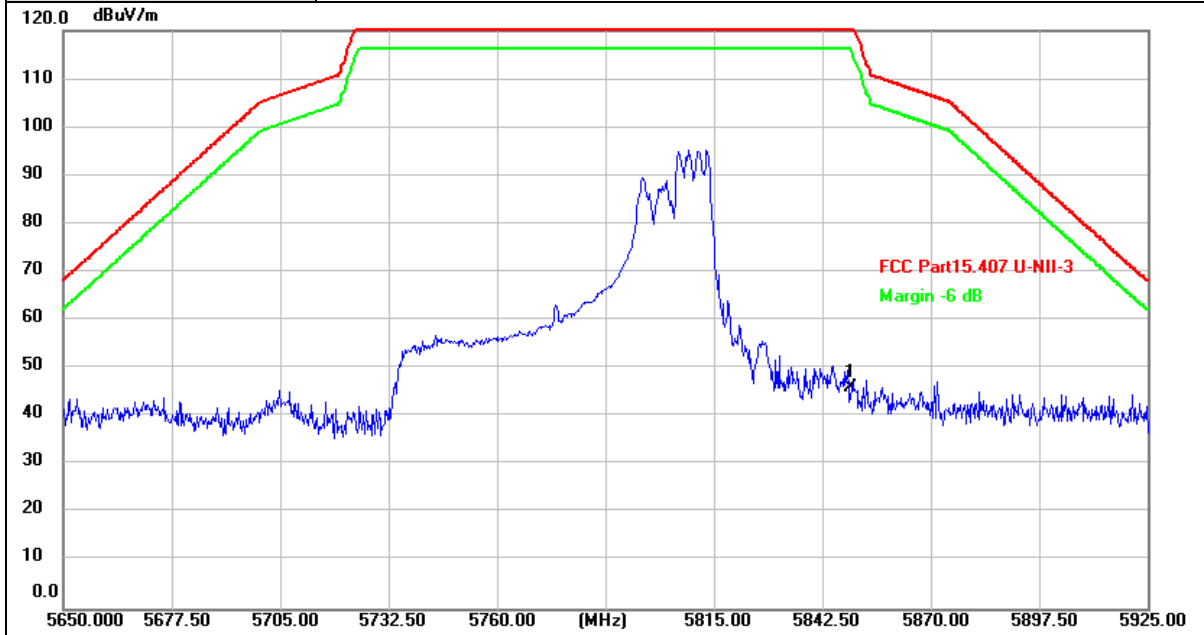
No.	Frequency (MHz)	Reading (dBuV)	Factor (dB/m)	Level (dBuV/m)	Limit (dBuV/m)	Margin (dB)	Detector
1 *	5850.000	47.80	4.95	52.75	122.20	-69.45	peak

Remarks:

- Factor (dB/m) = Antenna Factor (dB/m)+Cable Factor (dB)-Pre-amplifier Factor
- Margin value = Level -Limit value



Ant. No.	Ant 0 + Ant 1
Ant. Pol.	Horizontal
Test Mode:	TX 802.11ax(HE80) Mode 5775MHz (U-NII-3) 106/60



No.	Frequency (MHz)	Reading (dBuV)	Factor (dB/m)	Level (dBuV/m)	Limit (dBuV/m)	Margin (dB)	Detector
1 *	5850.000	41.19	4.95	46.14	122.20	-76.06	peak

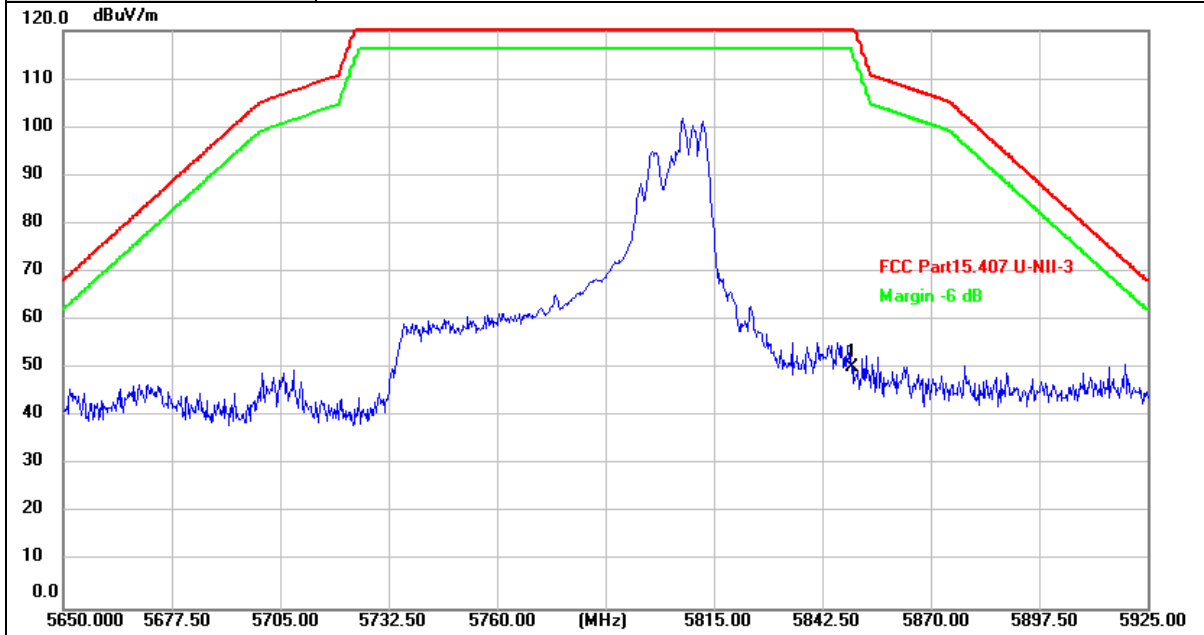
Remarks:

1. Factor (dB/m) = Antenna Factor (dB/m)+Cable Factor (dB)-Pre-amplifier Factor
2. Margin value = Level -Limit value





Ant. No.	Ant 0 + Ant 1
Ant. Pol.	Vertical
Test Mode:	TX 802.11ax(HE80) Mode 5775MHz (U-NII-3) 106/60



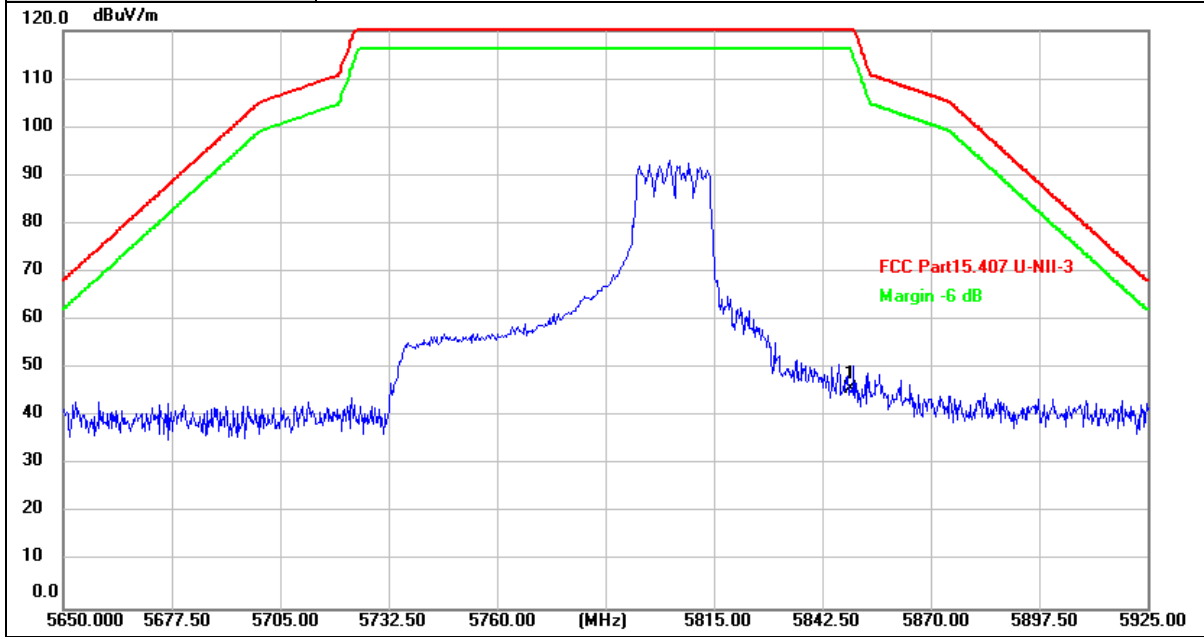
No.	Frequency (MHz)	Reading (dBuV)	Factor (dB/m)	Level (dBuV/m)	Limit (dBuV/m)	Margin (dB)	Detector
1 *	5850.000	45.23	4.95	50.18	122.20	-72.02	peak

Remarks:

- Factor (dB/m) = Antenna Factor (dB/m)+Cable Factor (dB)-Pre-amplifier Factor
- Margin value = Level -Limit value



Ant. No.	Ant 0 + Ant 1
Ant. Pol.	Horizontal
Test Mode:	TX 802.11ax(HE80) Mode 5775MHz (U-NII-3) 242/64



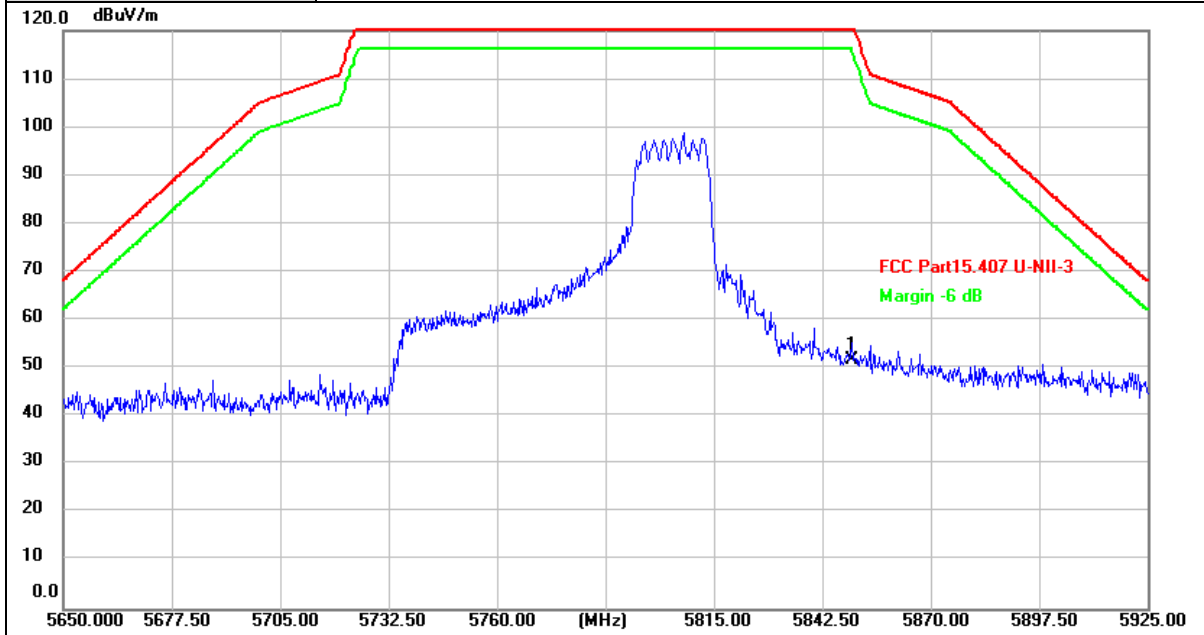
No.	Frequency (MHz)	Reading (dBuV)	Factor (dB/m)	Level (dBuV/m)	Limit (dBuV/m)	Margin (dB)	Detector
1 *	5850.000	40.66	4.95	45.61	122.20	-76.59	peak

Remarks:

- Factor (dB/m) = Antenna Factor (dB/m)+Cable Factor (dB)-Pre-amplifier Factor
- Margin value = Level -Limit value



Ant. No.	Ant 0 + Ant 1
Ant. Pol.	Vertical
Test Mode:	TX 802.11ax(HE80) Mode 5775MHz (U-NII-3) 242/64



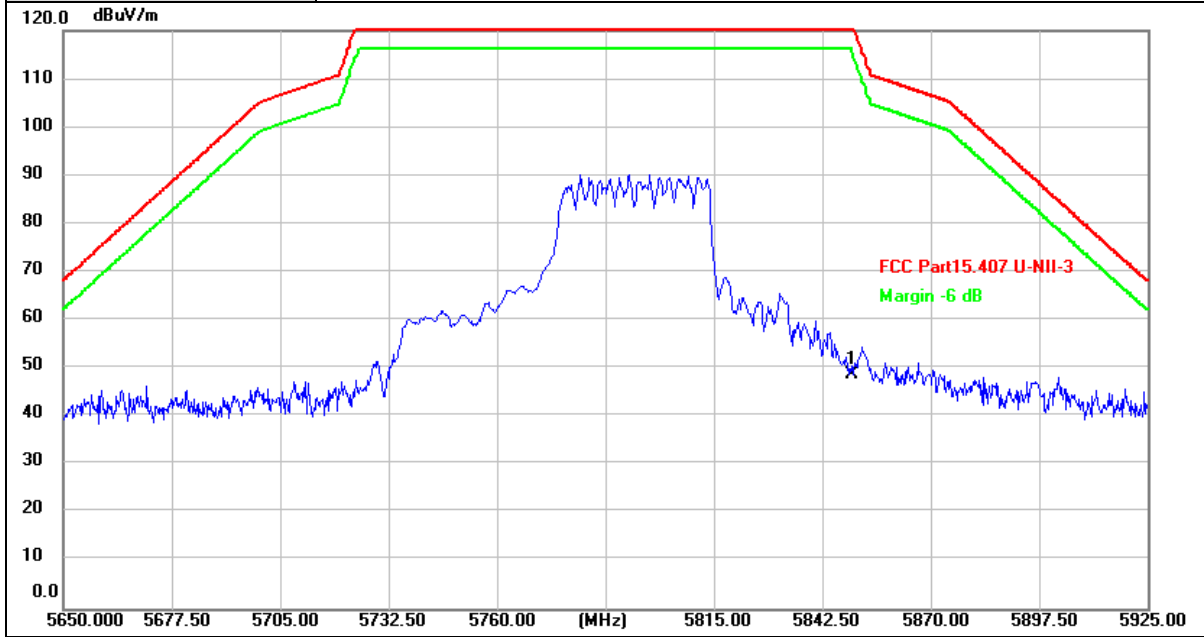
No.	Frequency (MHz)	Reading (dBuV)	Factor (dB/m)	Level (dBuV/m)	Limit (dBuV/m)	Margin (dB)	Detector
1 *	5850.000	46.79	4.95	51.74	122.20	-70.46	peak

Remarks:

- Factor (dB/m) = Antenna Factor (dB/m)+Cable Factor (dB)-Pre-amplifier Factor
- Margin value = Level -Limit value



Ant. No.	Ant 0 + Ant 1
Ant. Pol.	Horizontal
Test Mode:	TX 802.11ax(HE80) Mode 5775MHz (U-NII-3) 484/66



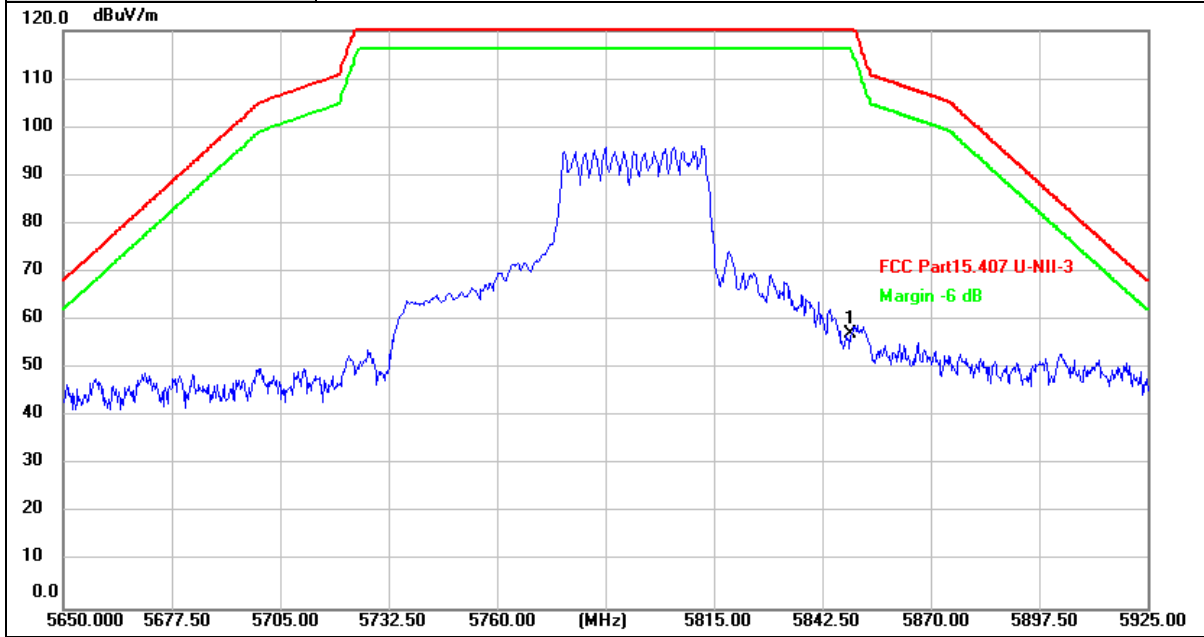
No.	Frequency (MHz)	Reading (dBuV)	Factor (dB/m)	Level (dBuV/m)	Limit (dBuV/m)	Margin (dB)	Detector
1 *	5850.000	43.75	4.95	48.70	122.20	-73.50	peak

Remarks:

1. Factor (dB/m) = Antenna Factor (dB/m)+Cable Factor (dB)-Pre-amplifier Factor
2. Margin value = Level -Limit value



Ant. No.	Ant 0 + Ant 1
Ant. Pol.	Vertical
Test Mode:	TX 802.11ax(HE80) Mode 5775MHz (U-NII-3) 484/66



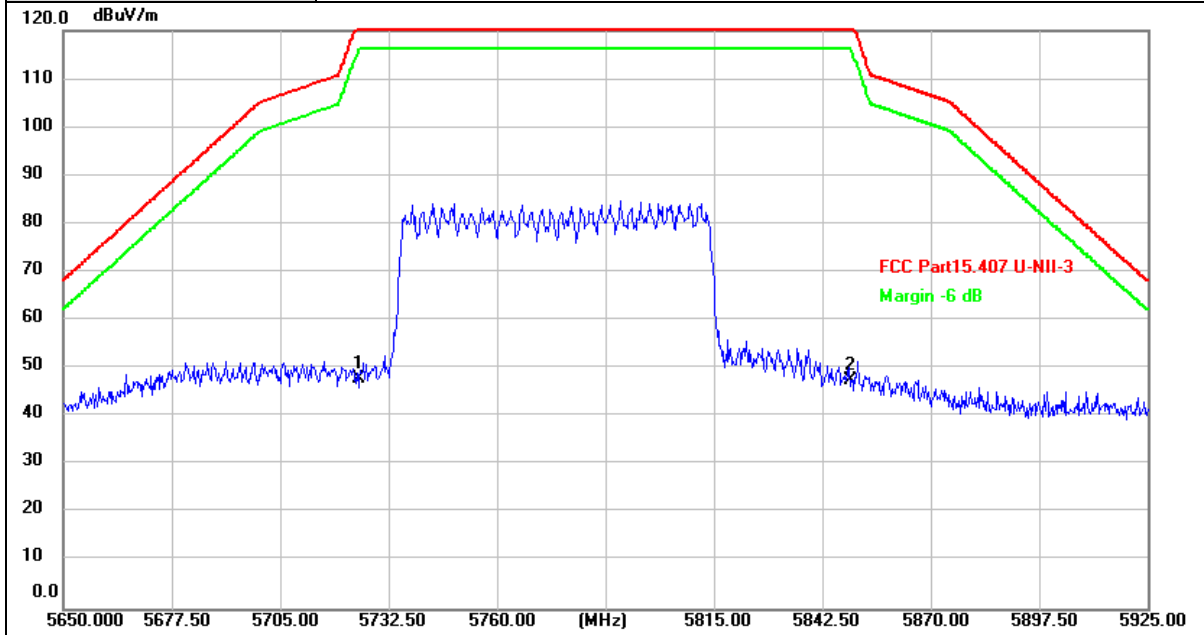
No.	Frequency (MHz)	Reading (dBuV)	Factor (dB/m)	Level (dBuV/m)	Limit (dBuV/m)	Margin (dB)	Detector
1 *	5850.000	52.28	4.95	57.23	122.20	-64.97	peak

Remarks:

- Factor (dB/m) = Antenna Factor (dB/m)+Cable Factor (dB)-Pre-amplifier Factor
- Margin value = Level -Limit value



Ant. No.	Ant 0 + Ant 1
Ant. Pol.	Horizontal
Test Mode:	TX 802.11ax(HE80) Mode 5775MHz (U-NII-3) 996/67



No.	Frequency (MHz)	Reading (dBuV)	Factor (dB/m)	Level (dBuV/m)	Limit (dBuV/m)	Margin (dB)	Detector
1 *	5725.000	43.20	4.50	47.70	122.20	-74.50	peak
2	5850.000	42.54	4.95	47.49	122.20	-74.71	peak

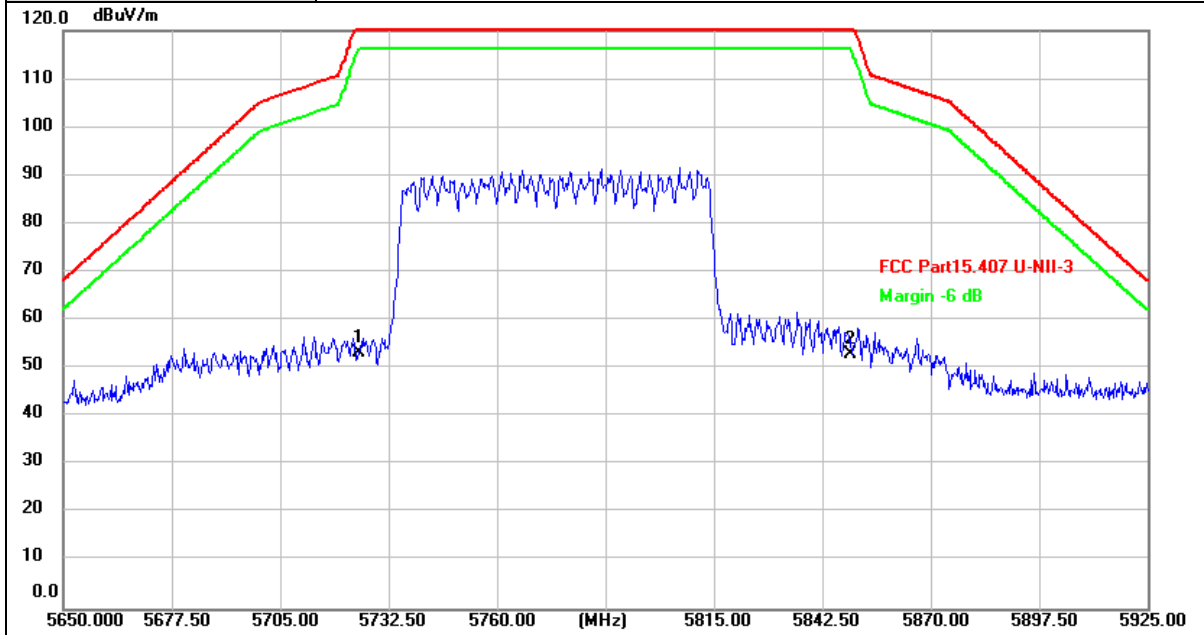
Remarks:

- 1. Factor (dB/m) = Antenna Factor (dB/m)+Cable Factor (dB)-Pre-amplifier Factor
- 2. Margin value = Level -Limit value





Ant. No.	Ant 0 + Ant 1
Ant. Pol.	Vertical
Test Mode:	TX 802.11ax(HE80) Mode 5775MHz (U-NII-3) 996/67



No.	Frequency (MHz)	Reading (dBuV)	Factor (dB/m)	Level (dBuV/m)	Limit (dBuV/m)	Margin (dB)	Detector
1 *	5725.000	48.77	4.50	53.27	122.20	-68.93	peak
2	5850.000	48.09	4.95	53.04	122.20	-69.16	peak

Remarks:

- 1. Factor (dB/m) = Antenna Factor (dB/m)+Cable Factor (dB)-Pre-amplifier Factor
- 2. Margin value = Level -Limit value



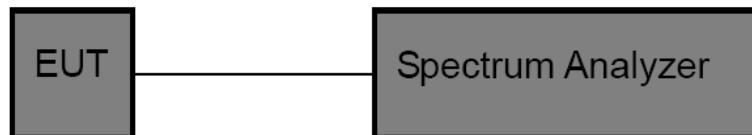
3.4. Bandwidth

Limit

FCC CFR Title 47 Part 15 Subpart E Section 15.407(a) & (e)

Test Item	Limit	Frequency Range (MHz)
26dB Bandwidth& 99% Bandwidth	N/A	5150~5250
		5250~5350
		5500~5700
6 dB Bandwidth	≥500 kHz	5725~5850

Test Configuration



Test Procedure

Please refer to KDB789033 D02 for the measurement methods.

The setting of the spectrum analyzer as below:

26dB Bandwidth Test	
Spectrum Parameters	Setting
Attenuation	Auto
Span	>26 dB Bandwidth
RBW	Approximately 1% of the emission bandwidth
VBW	>RBW
Detector	Peak
Trace	Max Hold
Sweep Time	Auto



6dB Bandwidth Test	
Spectrum Parameters	Setting
Attenuation	Auto
Span	>6 dB Bandwidth
RBW	100 kHz
VBW	$\geq 3 \cdot \text{RBW}$
Detector	Peak
Trace	Max Hold
Sweep Time	Auto

99% Occupied Bandwidth Test	
Spectrum Parameters	Setting
Attenuation	Auto
RBW	1% to 5% of the OBW
VBW	$\geq 3 \cdot \text{RBW}$
Detector	Peak
Trace	Max Hold

NOTE: The EUT was set to continuously transmitting in each mode and low, middle and high channel for the test.

Test Mode

Please refer to the clause 2.4.

**Test Result****26dB Bandwidth & 99% Bandwidth**

Mode	Channel	RU & Index	Ant.	99% BW (MHz)	26 dB Bandwidth (MHz)
IEEE 802.11a	36	N/A	0	16.874	21.47
			1	16.828	21.12
	40		0	16.863	21.30
			1	16.871	23.43
	48		0	16.918	27.71
			1	16.814	22.83
IEEE 802.11n_20	36		0	17.959	27.10
			1	17.832	21.33
	40		0	17.901	21.43
			1	17.790	21.25
	48		0	17.958	21.80
			1	17.857	21.27
IEEE 802.11n_40	38	0	36.310	49.32	
		1	36.148	39.00	
	46	0	36.381	45.22	
		1	36.109	39.01	
IEEE 802.11ac_20	36	0	17.932	23.57	
		1	17.861	22.35	
	40	0	17.830	26.81	
		1	17.846	21.49	
	48	0	17.924	21.35	
		1	17.862	22.42	
IEEE 802.11ac_40	38	0	36.258	43.23	
		1	36.199	39.46	
	46	0	36.285	42.19	
		1	36.124	39.16	
IEEE 802.11ac_80	42	0	75.686	94.21	
IEEE 802.11ax_20	36	242RU61	0	18.904	20.85
			1	18.931	20.99
		26RU4	0	17.296	19.43
			1	17.072	18.19
		52RU38	0	17.302	20.47
			1	17.248	18.47
		106RU53	0	18.334	21.13
			1	18.234	20.27
	40	242RU61	0	19.040	27.00
			1	18.915	20.87
		26RU4	0	17.335	19.47
			1	17.131	17.92
		52RU38	0	17.428	20.29
			1	17.088	18.49
		106RU53	0	18.363	22.49
			1	18.229	20.30
	48	242RU61	0	19.005	22.34
			1	18.915	21.25
		26RU4	0	17.084	19.69
			1	17.084	18.24
		52RU38	0	17.368	20.07
			1	17.052	18.37
		106RU53	0	18.331	20.98
			1	18.237	20.03
IEEE 802.11ax_40	38	484RU65	0	37.590	40.06
			1	37.601	42.62
		26RU8	0	20.150	21.89
			1	20.307	20.58
		52RU40	0	19.745	23.41
			1	19.728	23.30

CTC Laboratories, Inc.

Room 101 Building B, No. 7, Lanqing 1st Road, Luhu Community, Guanhu Subdistrict, Longhua District, Shenzhen, Guangdong, China

Tel.: (86)755-27521059

Fax: (86)755-27521011

Http://www.sz-ctc.org.cn

中国国家认证认可监督管理委员会
Certification and Accreditation Administration of the People's Republic of ChinaFor anti-fake verification, please visit the official website of Certification and Accreditation Administration of the People's Republic of China : <http://yz.cnca.cn>



		106RU54	0	19.263	26.75
			1	18.776	20.99
		242RU61	0	20.694	37.01
			1	19.007	25.80
	46	484RU65	0	37.753	44.00
			1	37.569	39.97
		26RU8	0	20.198	22.15
			1	20.301	21.05
		52RU40	0	19.629	24.65
			1	19.726	23.11
		106RU54	0	19.075	23.51
			1	18.902	22.14
	242RU61	0	19.218	25.72	
		1	19.056	23.98	
IEEE 802.11ax_80	42	996RU67	0	77.379	93.90
			1	77.154	80.58
		26RU17	0	19.573	20.84
			1	21.085	20.70
		52RU44	0	19.932	22.47
			1	20.114	20.04
		106RU56	0	19.288	27.09
			1	19.135	23.75
		242RU62	0	37.499	48.49
			1	37.389	42.60
		484RU65	0	38.011	61.39
			1	37.775	47.38



Mode	Channel	RU & Index	Ant.	99% BW (MHz)	26 dB Bandwidth (MHz)	
IEEE 802.11a	149	N/A	0	16.772	21.13	
			1	16.826	23.63	
	157		0	16.792	21.06	
			1	16.826	24.19	
	165		0	16.824	23.17	
			1	16.802	23.93	
IEEE 802.11n_20	149		0	17.870	21.38	
			1	17.788	21.22	
	157		0	17.878	21.52	
			1	17.824	21.32	
	165		0	17.817	20.99	
			1	17.791	20.91	
IEEE 802.11n_40	151		0	36.193	39.40	
			1	36.171	39.04	
	159		0	36.092	39.38	
			1	36.044	38.78	
IEEE 802.11ac_20	149		0	17.960	21.24	
			1	17.824	21.42	
	157	0	17.876	21.34		
		1	17.778	21.03		
	165	0	17.877	21.44		
		1	17.751	21.28		
IEEE 802.11ac_40	151	0	36.253	44.80		
		1	36.246	39.20		
	159	0	36.113	44.65		
		1	36.073	38.97		
IEEE 802.11ac_80	155	0	75.618	85.91		
		1	75.633	80.77		
IEEE 802.11ax_20	149	242RU61	0	18.892	20.87	
			1	18.964	20.96	
		26RU4	0	17.136	19.05	
			1	17.104	18.27	
		52RU38	0	17.361	20.04	
			1	17.235	18.42	
		106RU53	0	18.332	21.00	
			1	18.204	20.29	
		157	242RU61	0	18.911	20.58
				1	18.932	20.69
			26RU4	0	17.291	19.21
				1	17.122	17.98
	52RU38		0	17.322	19.94	
			1	17.037	18.21	
	106RU53	0	18.303	21.03		
		1	18.255	20.18		
	165	242RU61	0	18.923	21.12	
			1	18.926	20.73	
		26RU4	0	17.264	19.28	
			1	17.024	18.03	
		52RU38	0	17.546	20.07	
			1	17.159	18.31	
		106RU53	0	18.303	21.01	
			1	18.230	20.09	
IEEE 802.11ax_40	151	484RU65	0	37.628	39.96	
			1	37.591	39.79	
		26RU8	0	19.914	21.65	
			1	19.626	21.17	
		52RU40	0	19.790	21.58	
			1	19.713	21.09	
		106RU54	0	18.900	22.85	
			1	18.766	24.15	
		242RU61	0	19.278	25.62	

CTC Laboratories, Inc.

Room 101 Building B, No. 7, Lanqing 1st Road, Luhu Community, Guanhu Subdistrict, Longhua District, Shenzhen, Guangdong, China
 Tel.: (86)755-27521059 Fax: (86)755-27521011 Http://www.sz-ctc.org.cn



For anti-fake verification, please visit the official website of Certification and Accreditation Administration of the People's Republic of China : <http://yz.cnca.cn>



	159	484RU65	1	18.997	25.04		
			0	37.482	39.89		
		26RU8	1	37.516	39.59		
			0	19.452	21.71		
		52RU40	1	20.025	21.71		
			0	19.765	22.21		
		106RU54	1	19.272	21.96		
			0	19.061	22.81		
		242RU61	1	18.518	22.32		
			0	19.548	30.52		
IEEE 802.11ax_80	155	996RU67	0	19.037	28.56		
			1	19.037	28.56		
		26RU17	0	77.150	80.88		
			1	77.134	80.86		
		52RU44	0	20.999	20.18		
			1	20.563	19.81		
		106RU56	0	20.396	22.68		
			1	20.012	21.09		
		242RU62	0	19.352	25.06		
			1	19.423	21.95		
		484RU65	0	37.447	44.81		
			1	37.428	48.70		
					0	37.885	49.19
					1	37.780	49.68



6dB Bandwidth

Mode	Channel	RU & Index	Ant.	6 dB Bandwidth (MHz)	Limit (MHz)	Result
IEEE 802.11a	149	N/A	0	16.07	0.5	PASS
			1	16.29		PASS
	157		0	16.30		PASS
			1	15.76		PASS
	165		0	16.28		PASS
			1	16.30		PASS
IEEE 802.11n_20	149		0	16.90		PASS
			1	17.56		PASS
	157		0	17.25		PASS
			1	17.56		PASS
	165		0	16.92		PASS
			1	17.53		PASS
IEEE 802.11n_40	151		0	35.37		PASS
			1	35.74		PASS
	159		0	35.10		PASS
			1	35.10		PASS
IEEE 802.11ac_20	149		0	17.27		PASS
			1	17.57		PASS
	157	0	17.14	PASS		
		1	17.17	PASS		
	165	0	16.94	PASS		
		1	16.94	PASS		
IEEE 802.11ac_40	151	0	35.81	PASS		
		1	35.55	PASS		
	159	0	35.16	PASS		
		1	35.43	PASS		
IEEE 802.11ac_80	155	0	75.32	PASS		
		1	75.35	PASS		
IEEE 802.11ax_20	149	242RU61	0	18.28	PASS	
			1	17.68	PASS	
		26RU4	0	2.634	PASS	
			1	2.653	PASS	
		52RU38	0	15.06	PASS	
			1	15.05	PASS	
		106RU53	0	17.12	PASS	
			1	17.13	PASS	
		157	242RU61	0	18.37	PASS
				1	16.99	PASS
			26RU4	0	2.613	PASS
				1	2.655	PASS
	52RU38		0	15.07	PASS	
			1	13.79	PASS	
	165	106RU53	0	17.11	PASS	
			1	17.14	PASS	
		242RU61	0	17.71	PASS	
			1	17.54	PASS	
		26RU4	0	2.611	PASS	
			1	2.655	PASS	
	52RU38	0	15.10	PASS		
		1	15.01	PASS		
	IEEE 802.11ax_40	151	484RU65	0	37.71	PASS
				1	37.28	PASS
26RU8			0	2.042	PASS	
			1	2.016	PASS	
52RU40			0	17.23	PASS	
			1	17.26	PASS	
106RU54			0	17.31	PASS	
			1	17.54	PASS	
242RU61			0	18.24	PASS	
			1	18.24	PASS	

CTC Laboratories, Inc.

Room 101 Building B, No. 7, Lanqing 1st Road, Luhu Community, Guanhu Subdistrict, Longhua District, Shenzhen, Guangdong, China
 Tel.: (86)755-27521059 Fax: (86)755-27521011 Http://www.sz-ctc.org.cn



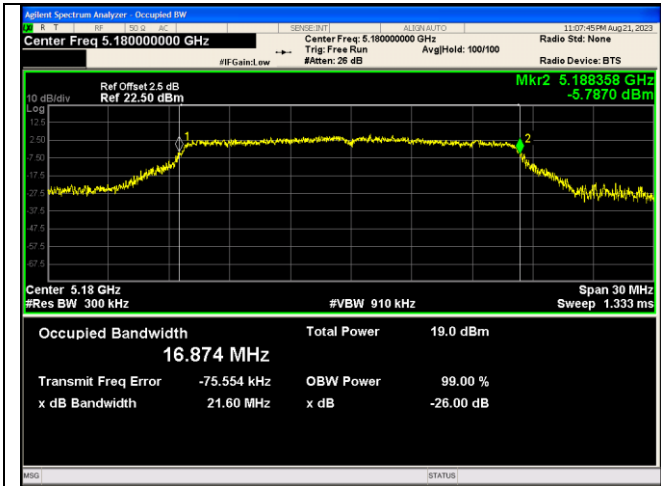
For anti-fake verification, please visit the official website of Certification and Accreditation Administration of the People's Republic of China : <http://yz.cnca.cn>



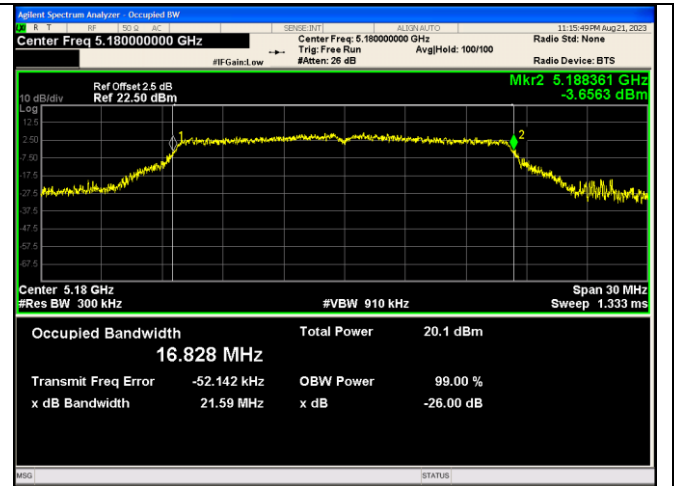
	159	484RU65	1	18.63	PASS
			0	37.56	PASS
			1	36.83	PASS
		26RU8	0	2.077	PASS
			1	2.099	PASS
		52RU40	0	15.97	PASS
			1	14.76	PASS
		106RU54	0	17.27	PASS
			1	17.20	PASS
		242RU61	0	18.07	PASS
1	17.65		PASS		
IEEE 802.11ax_80	155	996RU67	0	76.88	PASS
			1	76.68	PASS
		26RU17	0	2.044	PASS
			1	2.037	PASS
		52RU44	0	16.13	PASS
			1	16.16	PASS
		106RU56	0	16.23	PASS
			1	16.11	PASS
		242RU62	0	36.33	PASS
			1	36.23	PASS
		484RU65	0	37.53	PASS
			1	37.18	PASS



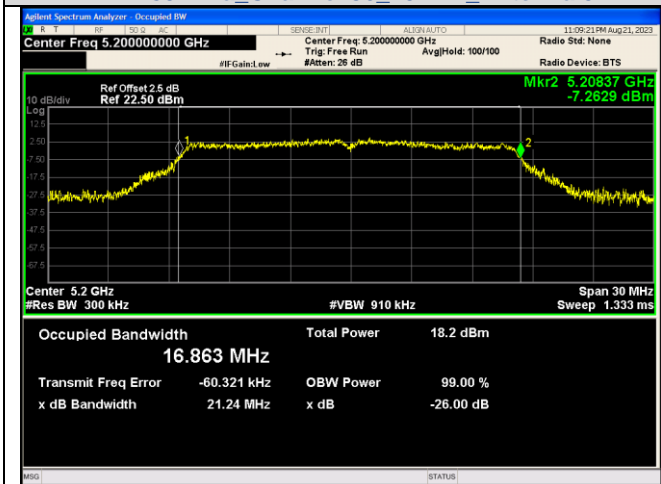
99% Bandwidth:



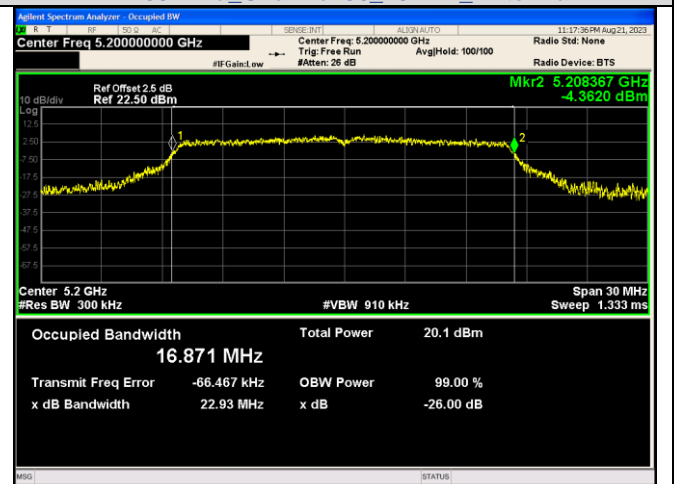
IEEE 802.11a Channel 36 20MHz Antenna 0



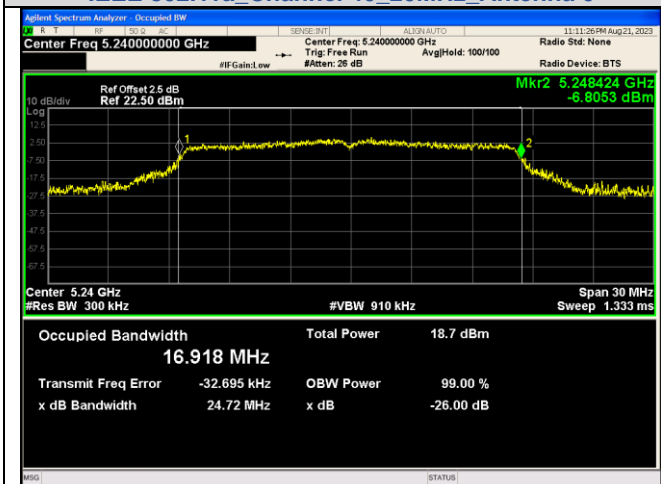
IEEE 802.11a Channel 36 20MHz Antenna 1



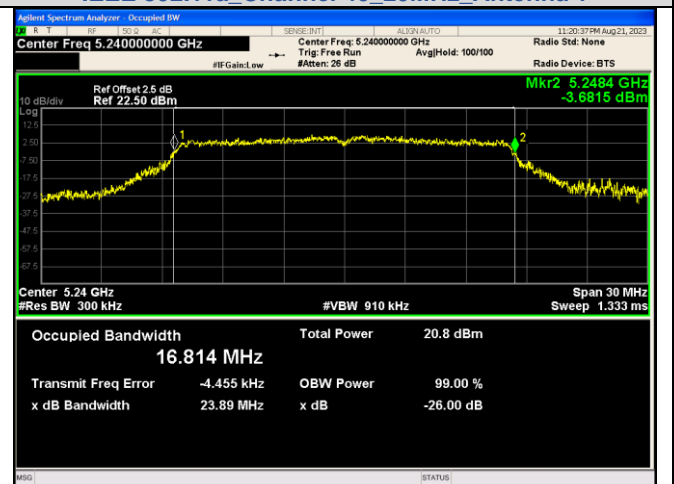
IEEE 802.11a Channel 40 20MHz Antenna 0



IEEE 802.11a Channel 40 20MHz Antenna 1



IEEE 802.11a Channel 48 20MHz Antenna 0



IEEE 802.11a Channel 48 20MHz Antenna 1