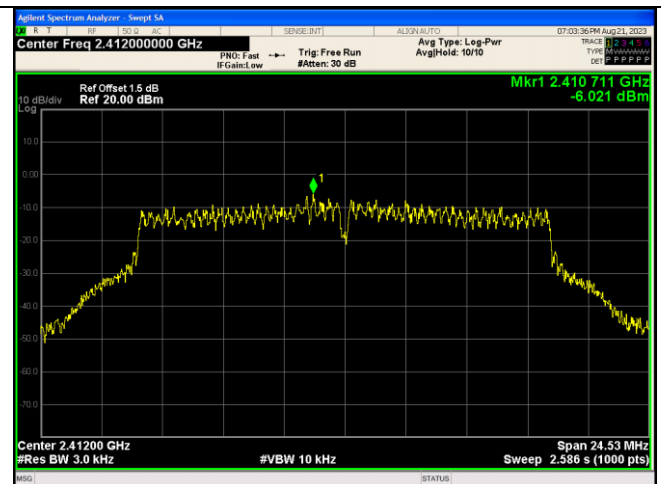
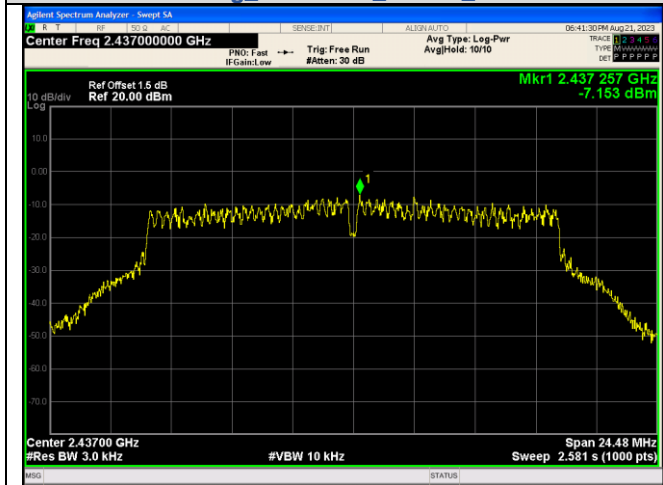


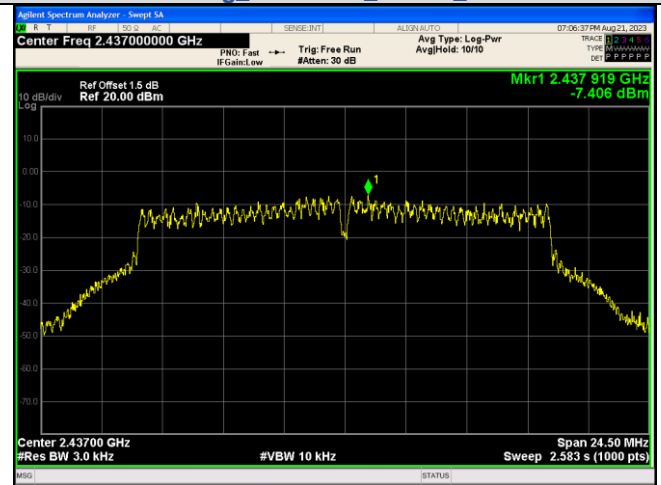
IEEE 802.11g_Channel 1_20MHz_Antenna 0



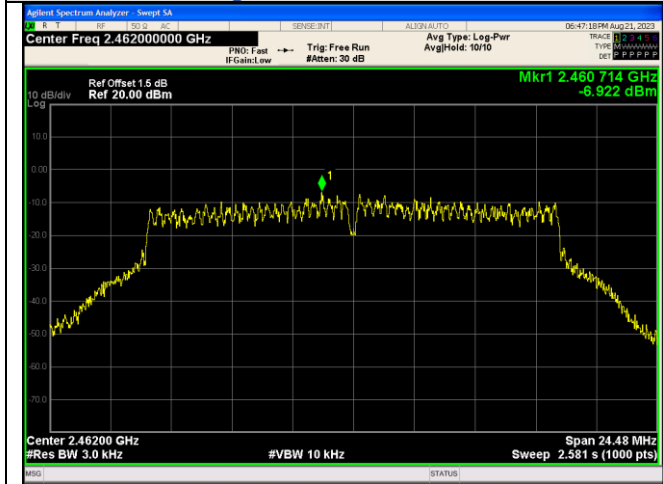
IEEE 802.11g_Channel 1_20MHz_Antenna 1



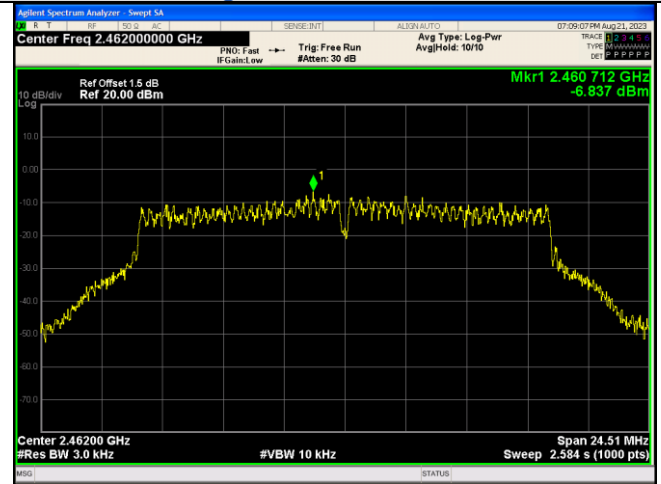
IEEE 802.11g_Channel 6_20MHz_Antenna 0



IEEE 802.11g_Channel 6_20MHz_Antenna 1



IEEE 802.11g_Channel 11_20MHz_Antenna 0



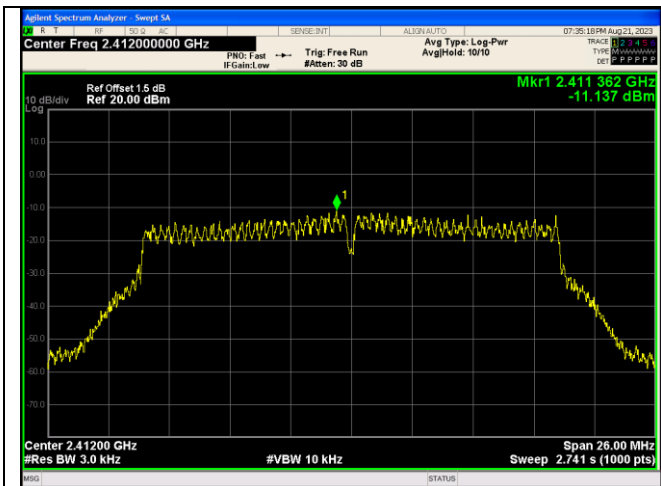
IEEE 802.11g_Channel 11_20MHz_Antenna 1

CTC Laboratories, Inc.

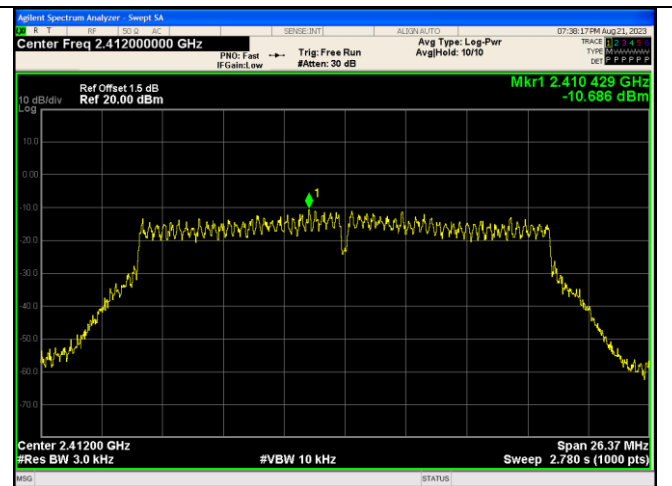
Room 101 Building B, No. 7, Lanqing 1st Road, Luhu Community, Guanhu Subdistrict, Longhua District, Shenzhen, Guangdong, China
 Tel.: (86)755-27521059

Fax: (86)755-27521011 Http://www.sz-ctc.org.cn
 For anti-fake verification, please visit the official website of Certification and Accreditation Administration of the People's Republic of China : <http://yz.cnca.cn>

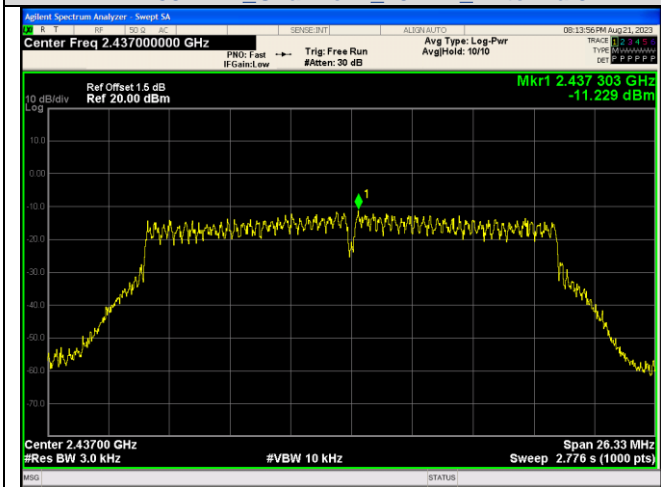




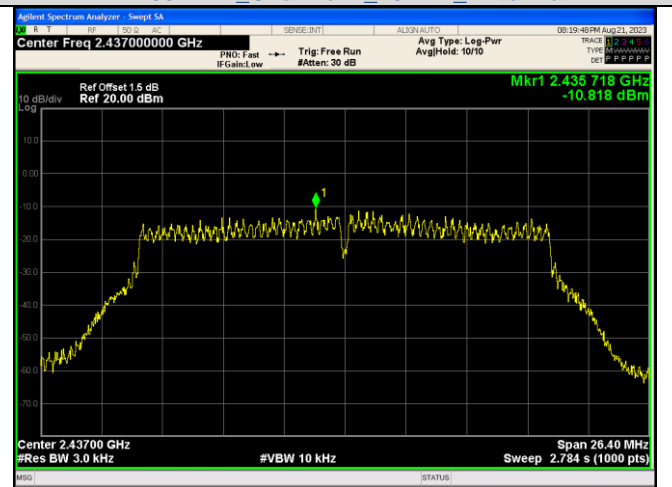
IEEE 802.11n Channel 1 20MHz Antenna 0



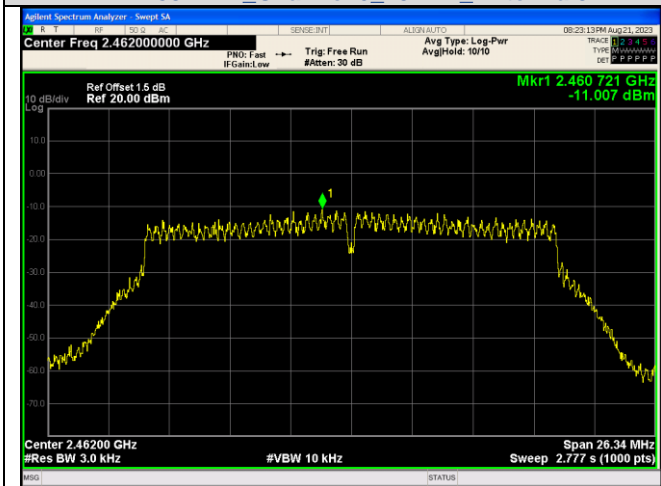
IEEE 802.11n Channel 1 20MHz Antenna 1



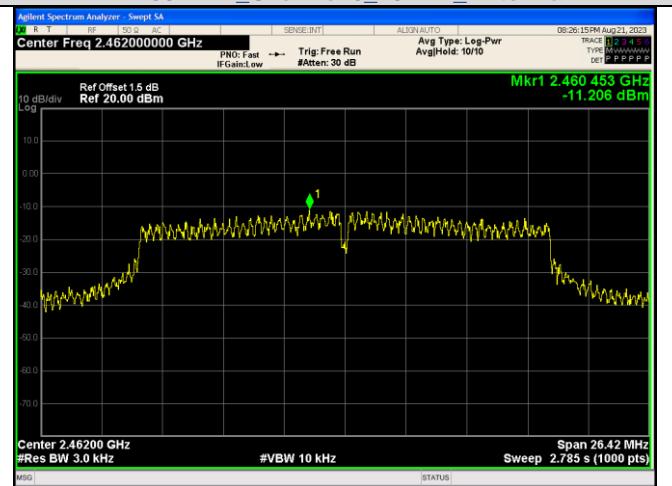
IEEE 802.11n Channel 6 20MHz Antenna 0



IEEE 802.11n Channel 6 20MHz Antenna 1



IEEE 802.11n Channel 11 20MHz Antenna 0



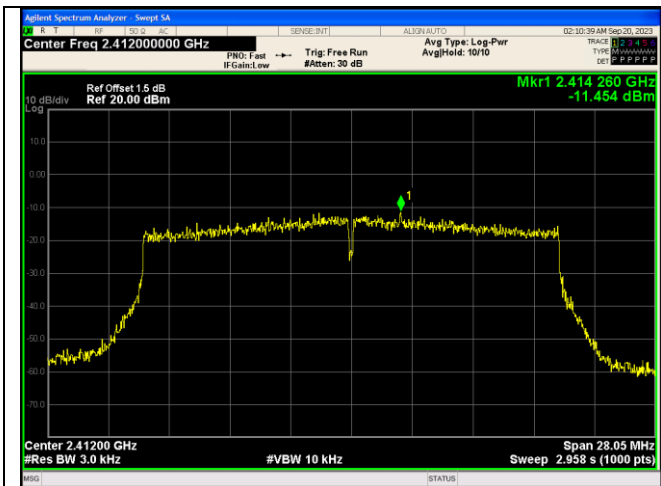
IEEE 802.11n Channel 11 20MHz Antenna 1

CTC Laboratories, Inc.

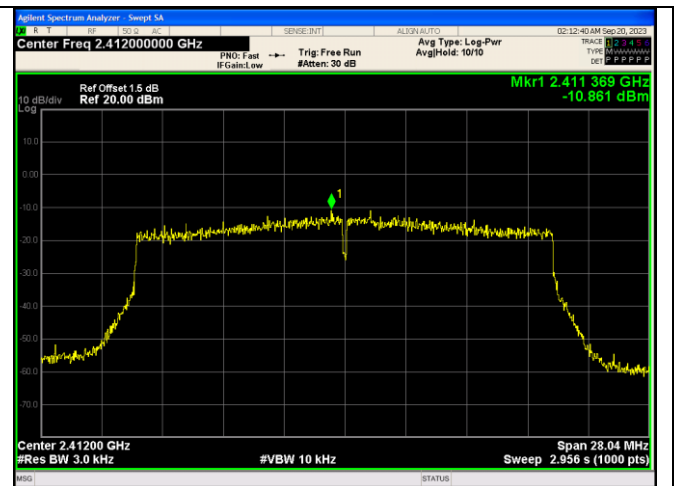
Room 101 Building B, No. 7, Lanqing 1st Road, Luhu Community, Guanhu Subdistrict, Longhua District, Shenzhen, Guangdong, China
 Tel.: (86)755-27521059 Fax: (86)755-27521011 Http://www.sz-ctc.org.cn



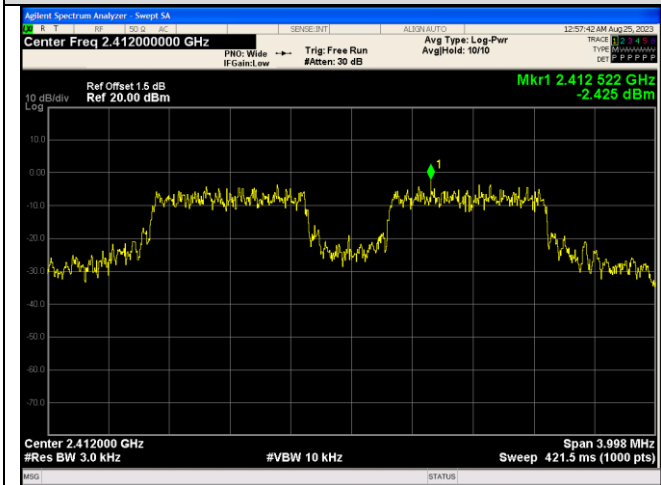
For anti-fake verification, please visit the official website of Certification and Accreditation Administration of the People's Republic of China : <http://yz.cnca.cn>



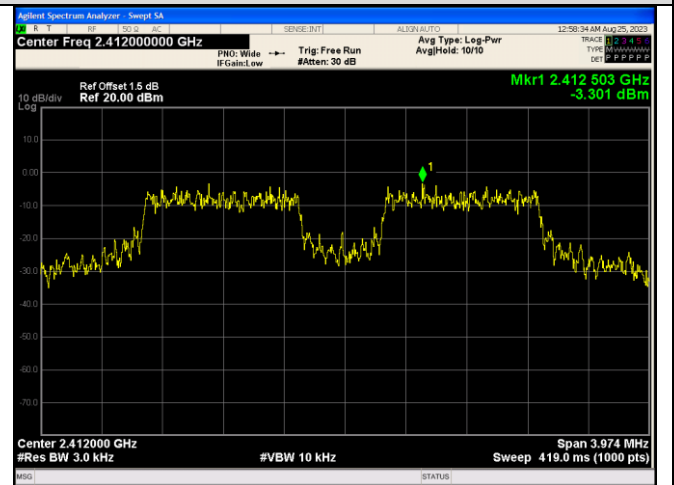
IEEE 802.11ax_Channel 1_20MHz_Antenna 0_RU&Index SU



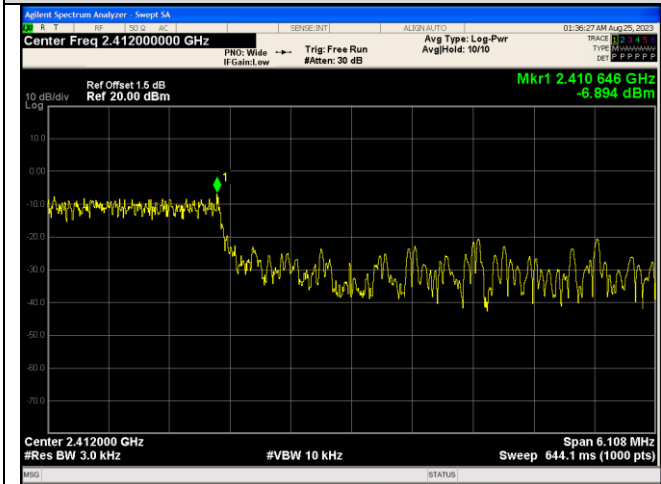
IEEE 802.11ax_Channel 1_20MHz_Antenna 1_RU&Index SU



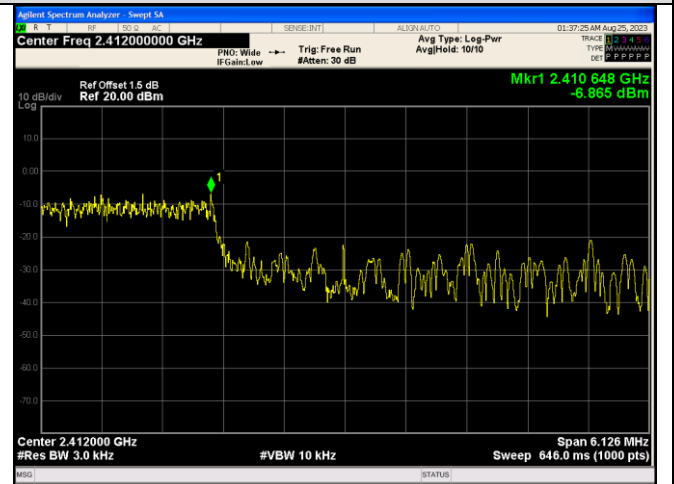
IEEE 802.11ax_Channel 1_20MHz_Antenna 0_RU&Index 26RU4



IEEE 802.11ax_Channel 1_20MHz_Antenna 1_RU&Index 26RU4



IEEE 802.11ax_Channel 1_20MHz_Antenna 0_RU&Index 52RU38



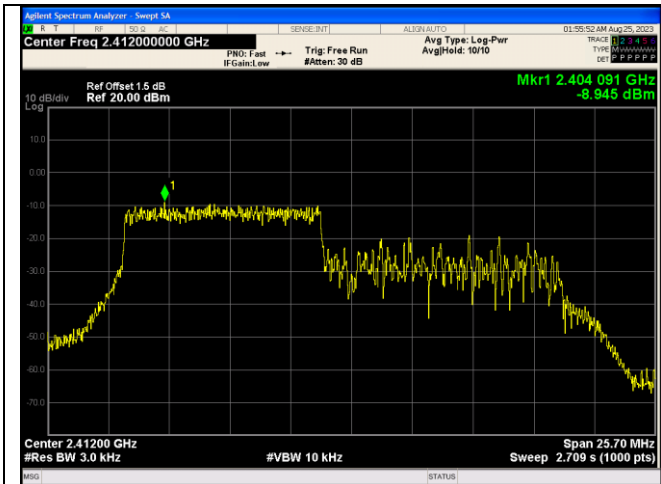
IEEE 802.11ax_Channel 1_20MHz_Antenna 1_RU&Index 52RU38

CTC Laboratories, Inc.

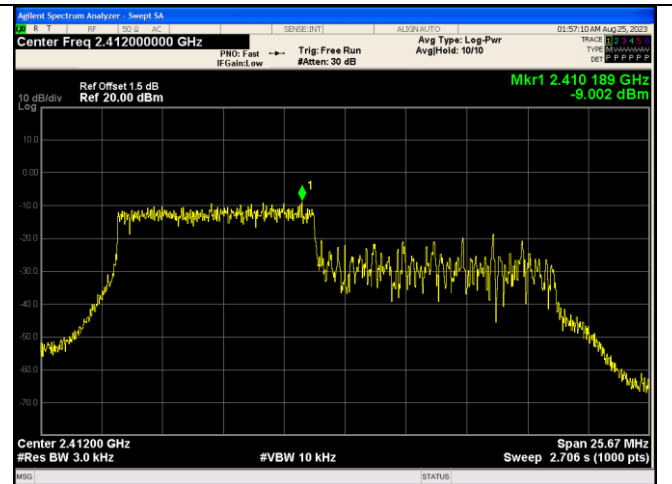
Room 101 Building B, No. 7, Lanqing 1st Road, Luhu Community, Guanhu Subdistrict, Longhua District, Shenzhen, Guangdong, China
 Tel.: (86)755-27521059 Fax: (86)755-27521011 Http://www.sz-ctc.org.cn



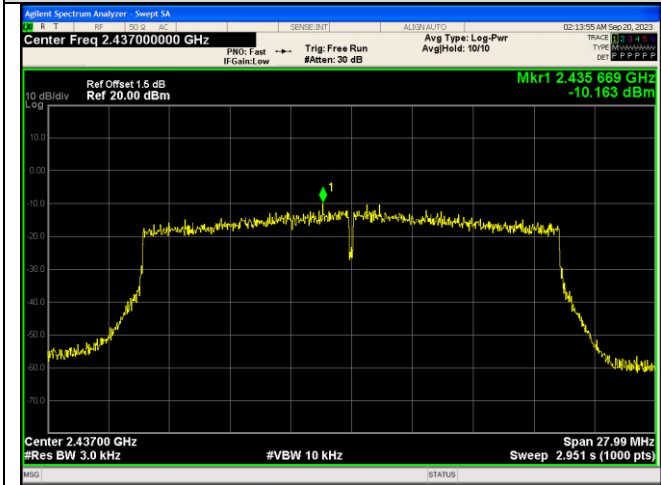
For anti-fake verification, please visit the official website of Certification and Accreditation Administration of the People's Republic of China : <http://yz.cnca.cn>



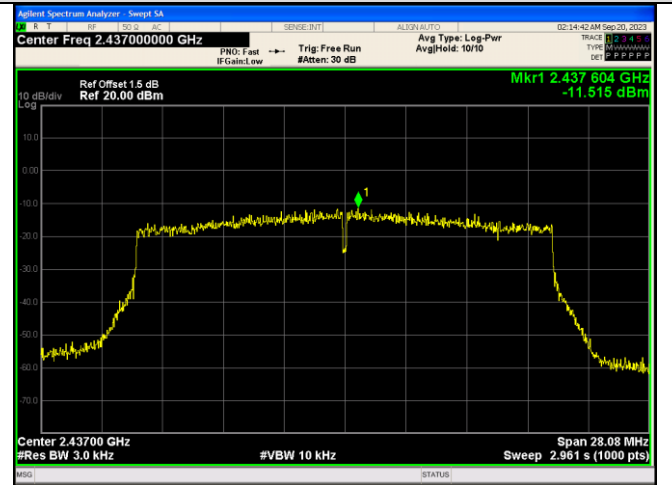
IEEE 802.11ax_Channel 1_20MHz_Antenna 0_RU&Index 106RU53



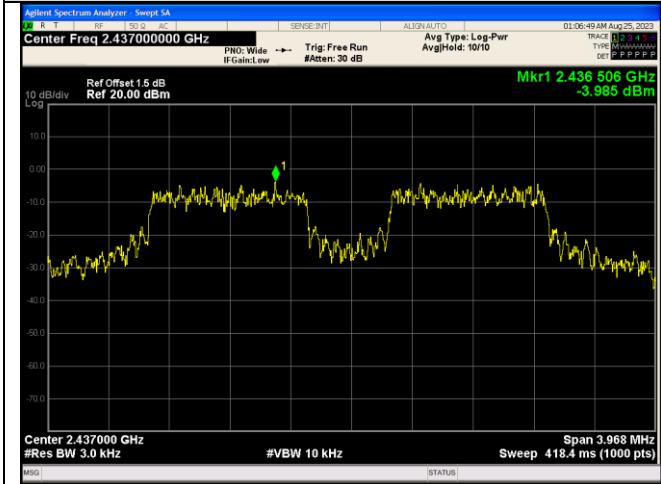
IEEE 802.11ax_Channel 1_20MHz_Antenna 1_RU&Index 106RU53



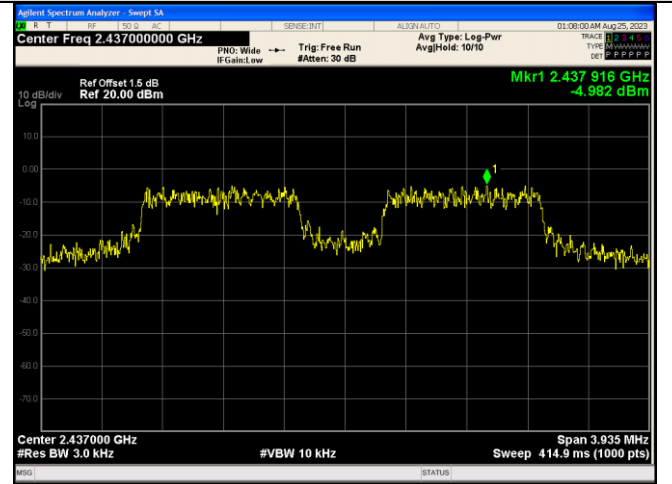
IEEE 802.11ax_Channel 6_20MHz_Antenna 0_RU&Index SU



IEEE 802.11ax_Channel 6_20MHz_Antenna 1_RU&Index SU



IEEE 802.11ax_Channel 6_20MHz_Antenna 0_RU&Index 26RU4



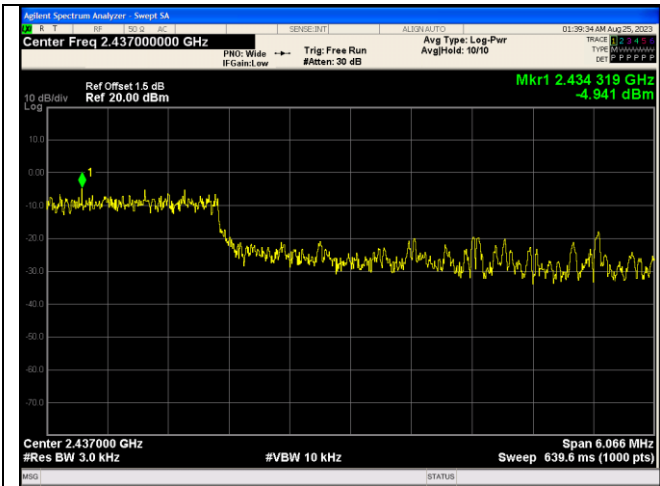
IEEE 802.11ax_Channel 6_20MHz_Antenna 1_RU&Index 26RU4

CTC Laboratories, Inc.

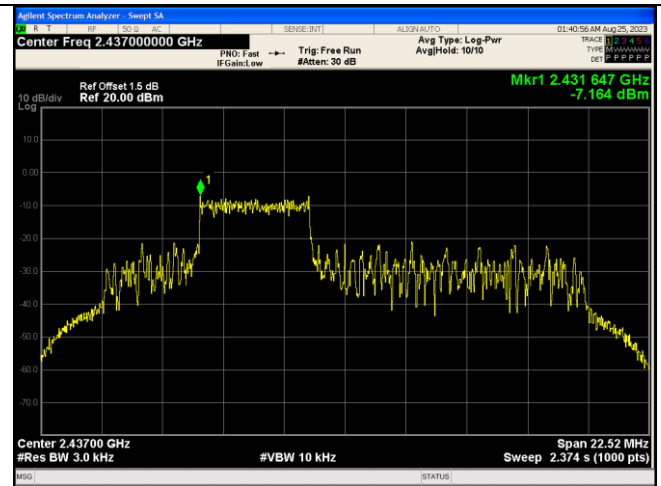
Room 101 Building B, No. 7, Lanqing 1st Road, Luhu Community, Guanhu Subdistrict, Longhua District, Shenzhen, Guangdong, China
 Tel.: (86)755-27521059 Fax: (86)755-27521011 Http://www.sz-ctc.org.cn



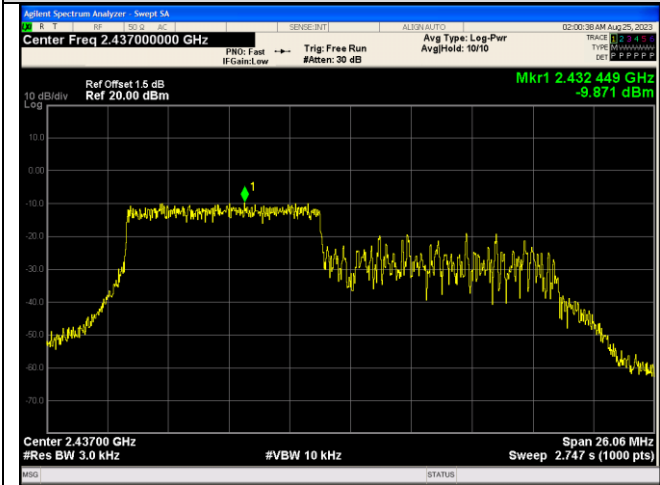
For anti-fake verification, please visit the official website of Certification and Accreditation Administration of the People's Republic of China : <http://yz.cnca.cn>



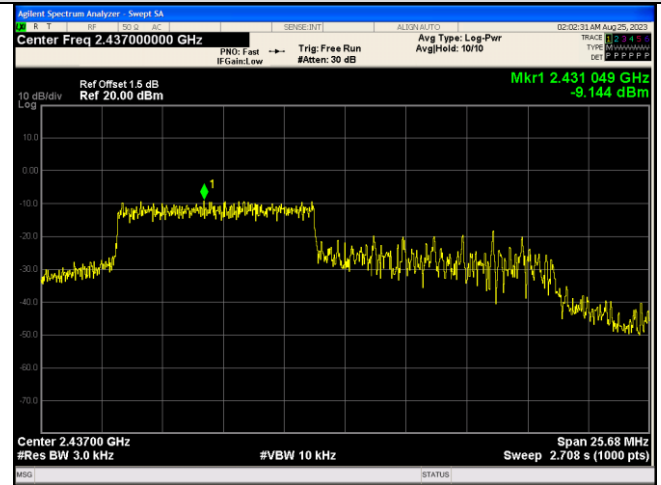
IEEE 802.11ax_Channel 6_20MHz_Antenna 0_RU&Index 52RU38



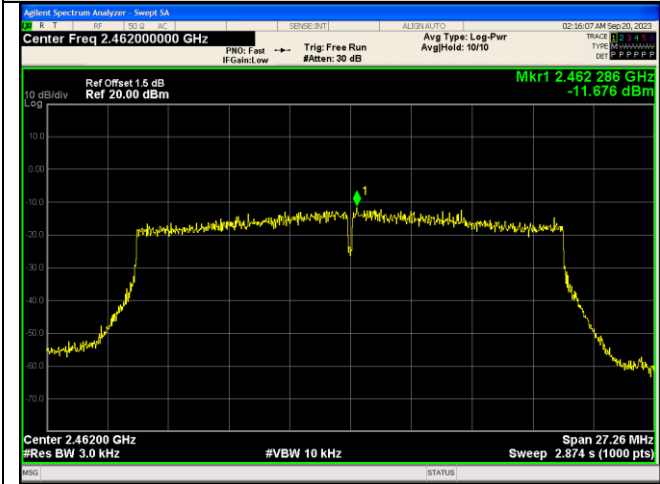
IEEE 802.11ax_Channel 6_20MHz_Antenna 1_RU&Index 52RU38



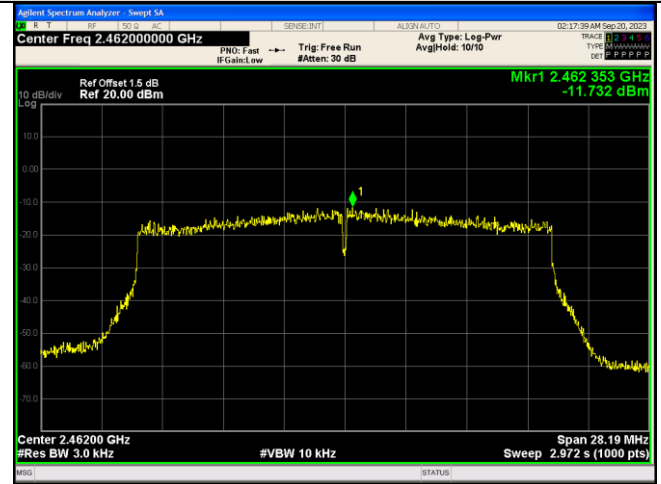
IEEE 802.11ax_Channel 6_20MHz_Antenna 0_RU&Index 106RU53



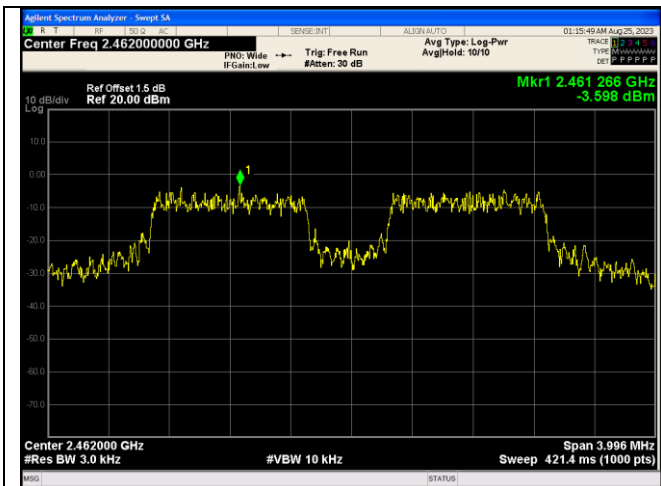
IEEE 802.11ax_Channel 6_20MHz_Antenna 1_RU&Index 106RU53



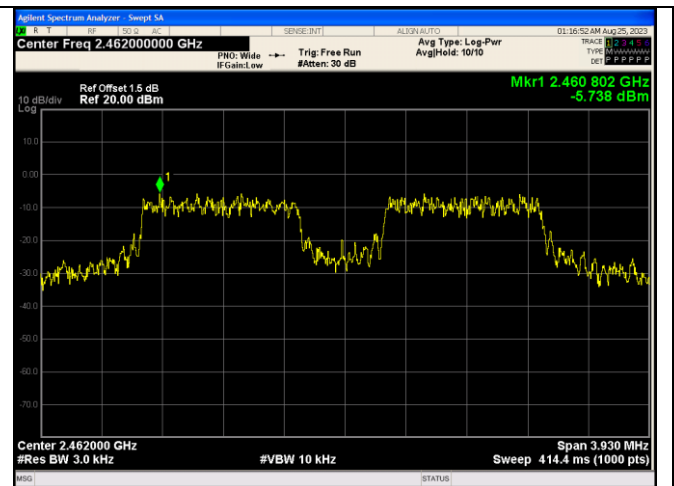
IEEE 802.11ax_Channel 11_20MHz_Antenna 0_RU&Index SU



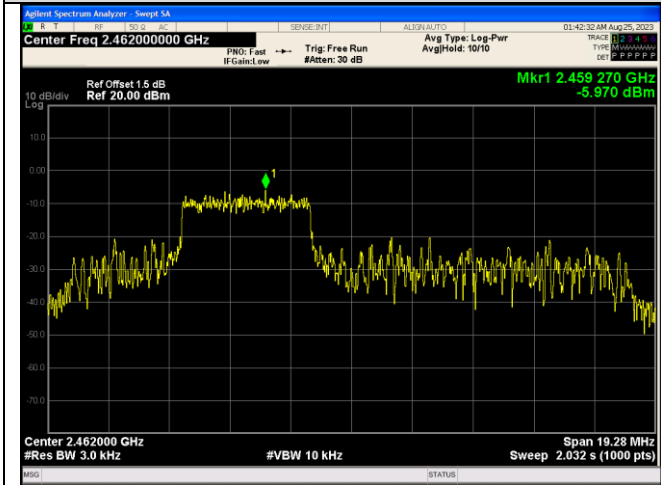
IEEE 802.11ax_Channel 11_20MHz_Antenna 1_RU&Index SU



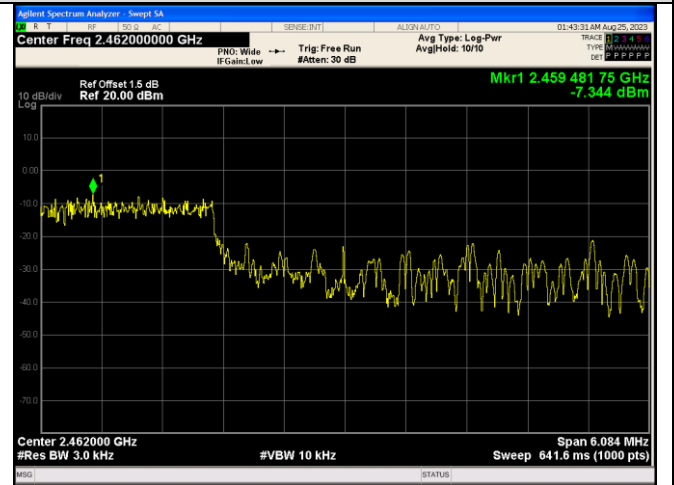
IEEE 802.11ax_Channel 11_20MHz_Antenna 0_RU&Index 26RU4



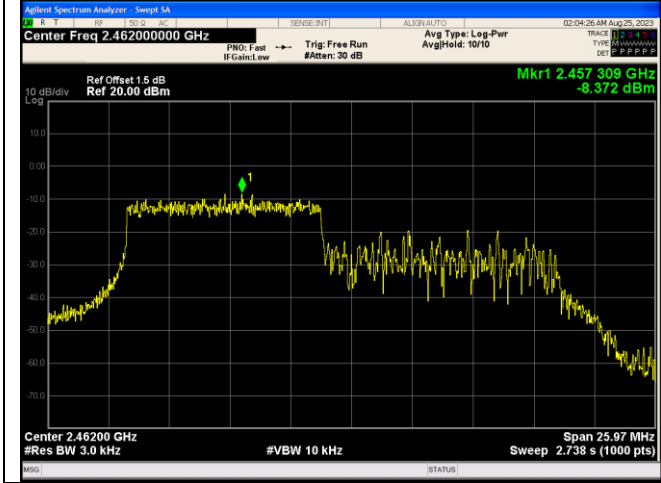
IEEE 802.11ax_Channel 11_20MHz_Antenna 1_RU&Index 26RU4



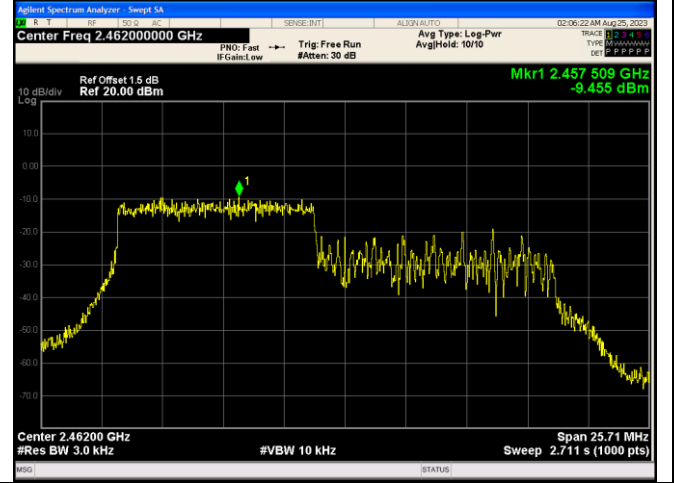
IEEE 802.11ax_Channel 11_20MHz_Antenna 0_RU&Index 52RU38



IEEE 802.11ax_Channel 11_20MHz_Antenna 1_RU&Index 52RU38



IEEE 802.11ax_Channel 11_20MHz_Antenna 0_RU&Index 106RU53



IEEE 802.11ax_Channel 11_20MHz_Antenna 1_RU&Index 106RU53

CTC Laboratories, Inc.

Room 101 Building B, No. 7, Lanqing 1st Road, Luhu Community, Guanhu Subdistrict, Longhua District, Shenzhen, Guangdong, China
 Tel.: (86)755-27521059 Fax: (86)755-27521011 Http://www.sz-ctc.org.cn



For anti-fake verification, please visit the official website of Certification and Accreditation Administration of the People's Republic of China : <http://yz.cnca.cn>

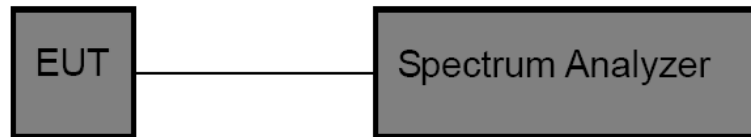


3.8. Duty Cycle

Limit

None, for report purposes only.

Test Configuration



Test Procedure

1. The EUT was directly connected to the spectrum analyzer and antenna output port as show in the block diagram above.
2. The EUT was directly connected to the Spectrum Analyzer and antenna output port as show in the block diagram above. The measurement according to section 10.2 of KDB 558074 D01 DTS Meas Guidance v05r02.
3. Spectrum Setting:
Set analyzer center frequency to test channel center frequency.
Set the span to 0Hz.
Set the RBW to 10MHz.
Set the VBW to 10MHz.
Detector: Peak.
Sweep time: Auto.
Allow trace to fully stabilize. Then use the peak marker function to determine the maximum amplitude level.

Test Mode

Please refer to the clause 2.4.

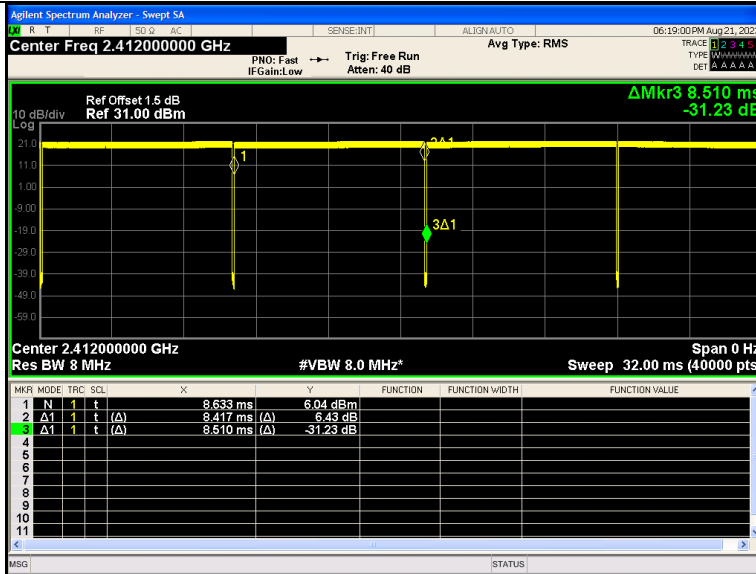


Test Result

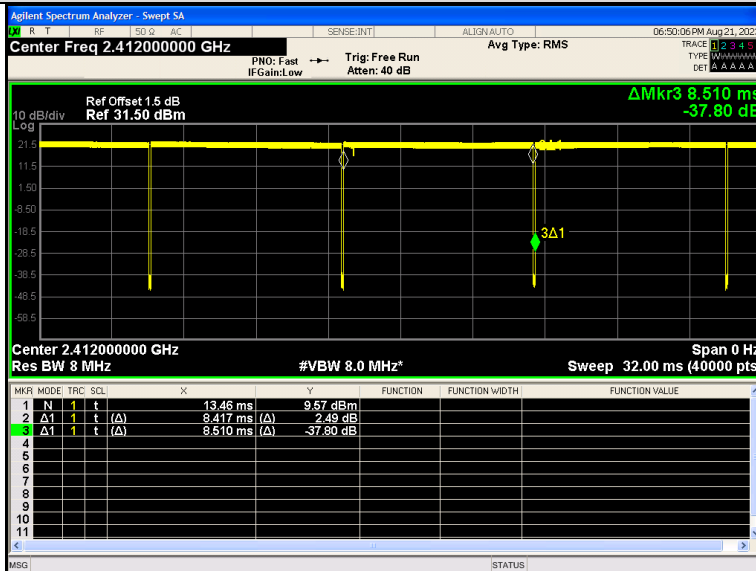
Mode	Channel	RU & Index	Antenna	On Time (ms)	Period (ms)	Duty Cycle (%)	1/T Minimum VBW (kHz)	Final Setting for VBW (kHz)	
IEEE 802.11b	1	N/A	0	8.417	8.510	98.91	0.12	1	
			1	8.417	8.510	98.91	0.12	1	
	6		0	8.416	8.509	98.91	0.12	1	
			1	8.417	8.510	98.91	0.12	1	
	11		0	8.417	8.510	98.91	0.12	1	
			1	8.417	8.509	98.92	0.12	1	
IEEE 802.11g	1		N/A	0	1.398	1.496	93.46	0.72	1
				1	1.397	1.496	93.41	0.72	1
	6			0	1.398	1.496	93.46	0.72	1
				1	1.397	1.496	93.41	0.72	1
	11			0	1.398	1.496	93.46	0.72	1
				1	1.397	1.496	93.41	0.72	1
IEEE 802.11n_20	1	N/A		0	0.678	0.776	87.41	1.47	2
				1	0.678	0.776	87.34	1.47	2
	6			0	0.678	0.776	87.39	1.47	2
				1	0.678	0.776	87.34	1.47	2
	11			0	0.678	0.776	87.40	1.47	2
				1	0.678	0.776	87.34	1.47	2
IEEE 802.11ax_20	1		242RU61	0	1.024	1.122	91.24	0.98	1
				1	1.024	1.121	91.30	0.98	1
	6			0	1.024	1.121	91.30	0.98	1
				1	1.024	1.121	91.30	0.98	1
	11			0	1.024	1.121	91.30	0.98	1
				1	1.024	1.121	91.30	0.98	1



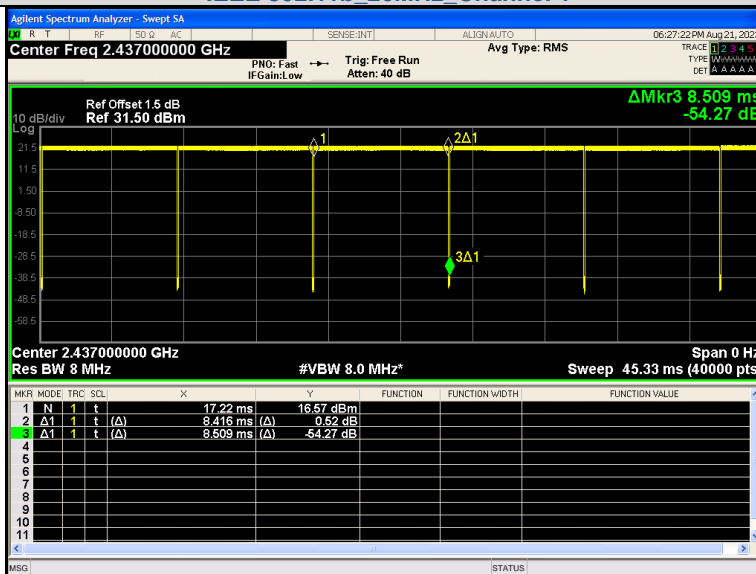
Test plot as follows:



IEEE 802.11b_20MHz_Channel 1

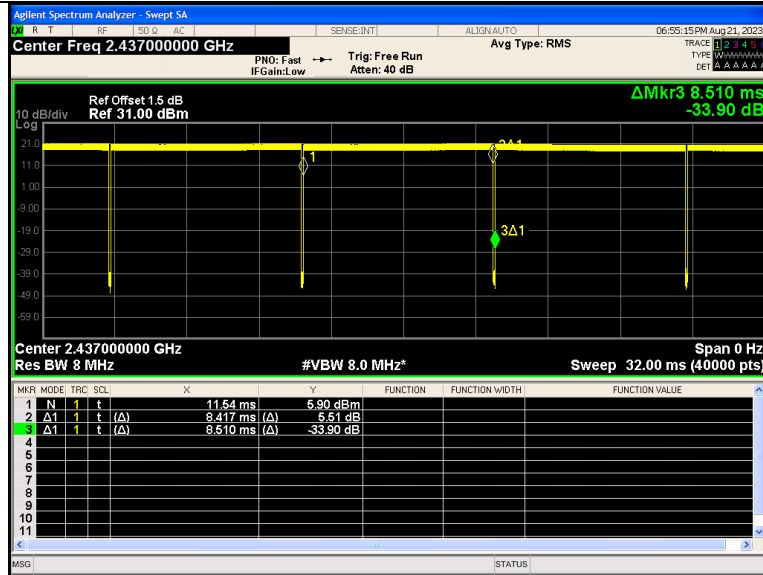


IEEE 802.11b_20MHz_Channel 1

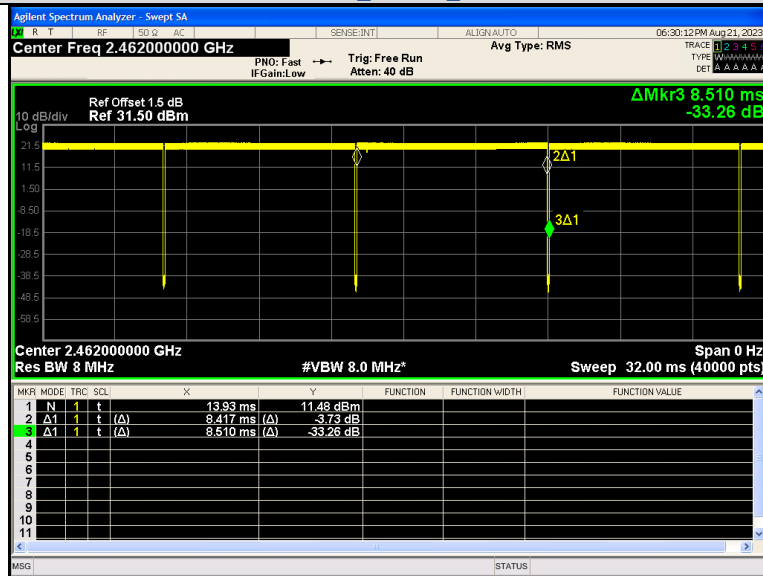


IEEE 802.11b_20MHz_Channel 6

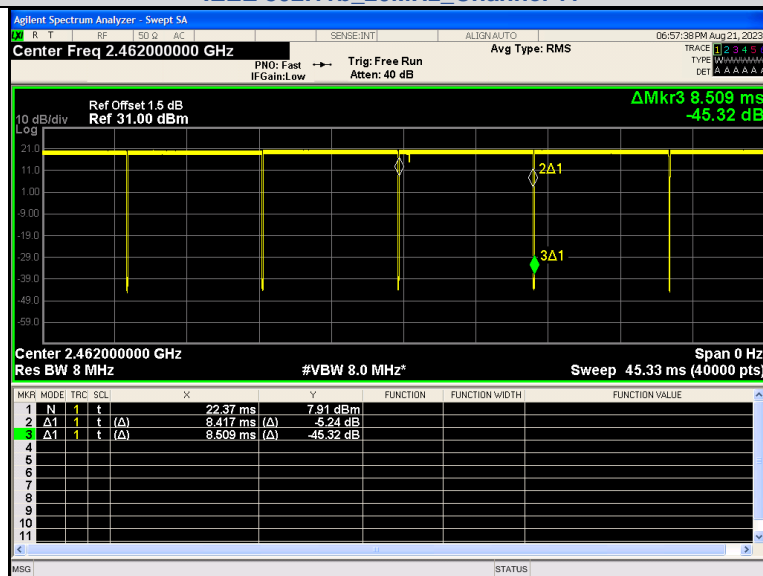




IEEE 802.11b 20MHz Channel 6

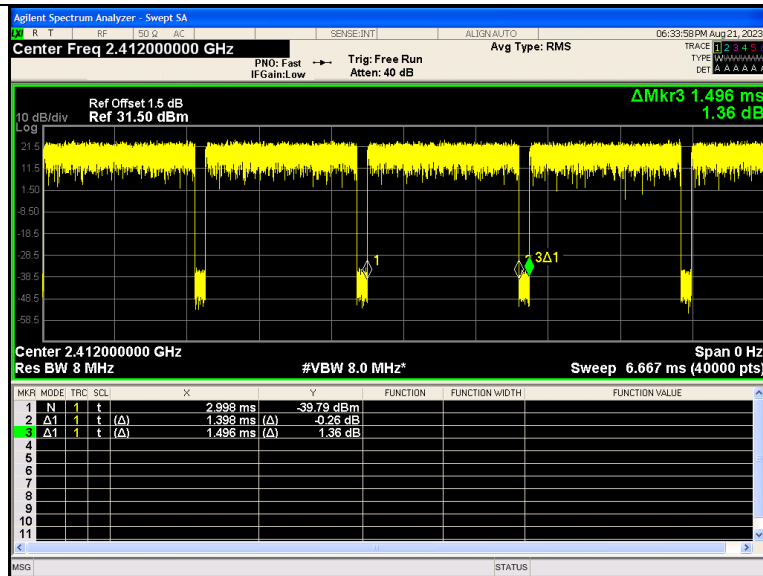


IEEE 802.11b 20MHz Channel 11

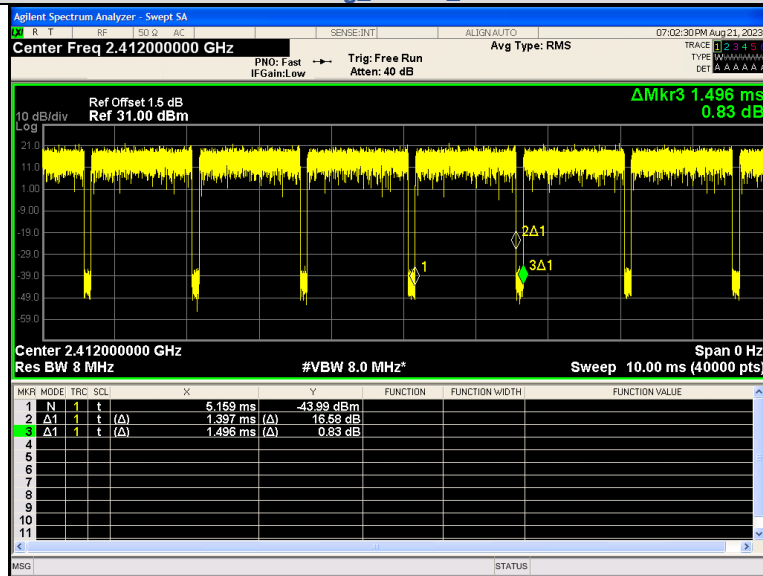


IEEE 802.11b 20MHz Channel 11

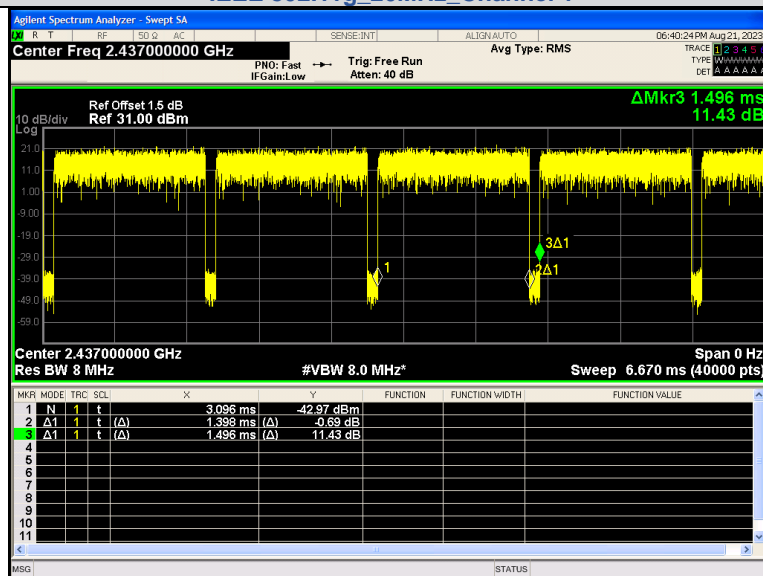




IEEE 802.11g 20MHz Channel 1

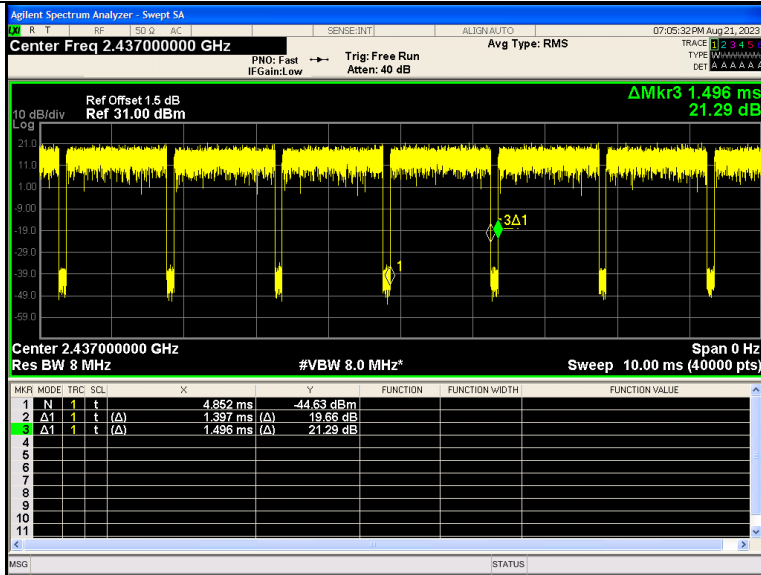


IEEE 802.11g 20MHz Channel 1

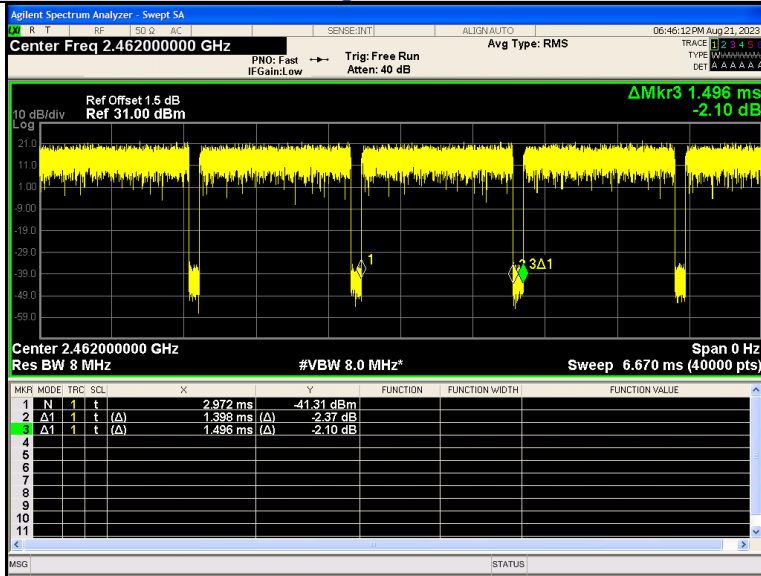


IEEE 802.11g 20MHz Channel 6

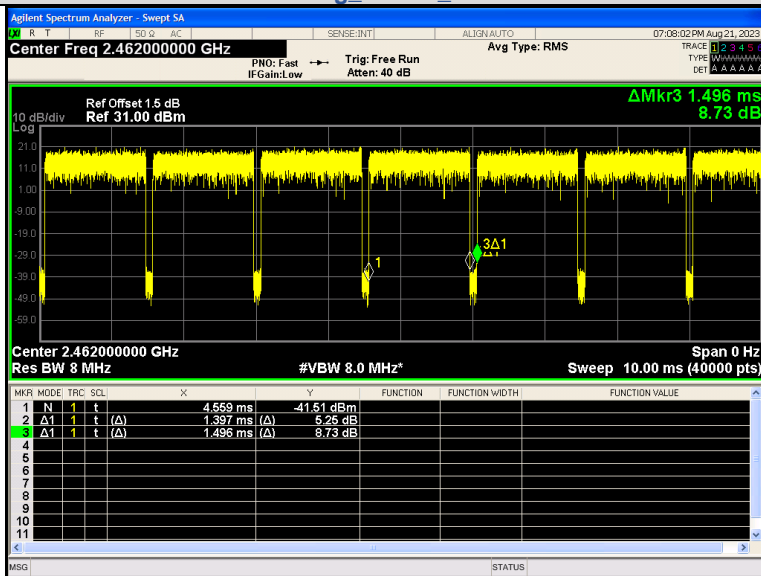




IEEE 802.11g 20MHz Channel 6

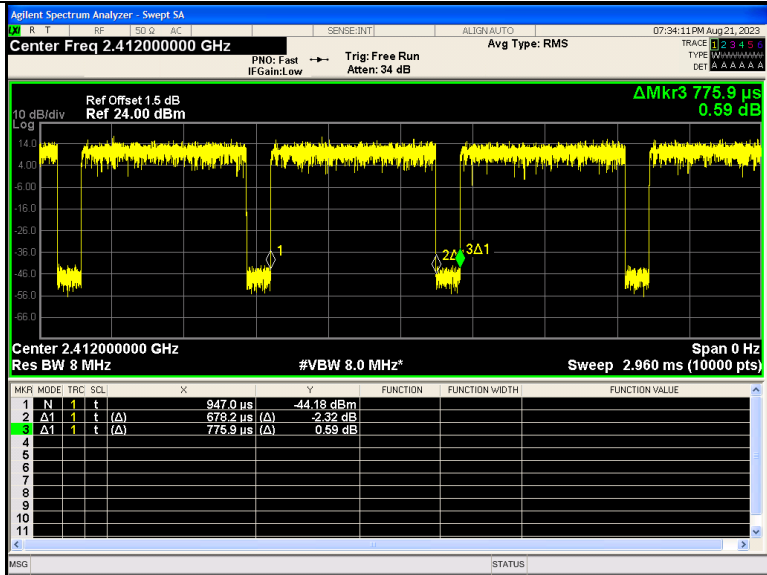


IEEE 802.11g 20MHz Channel 11

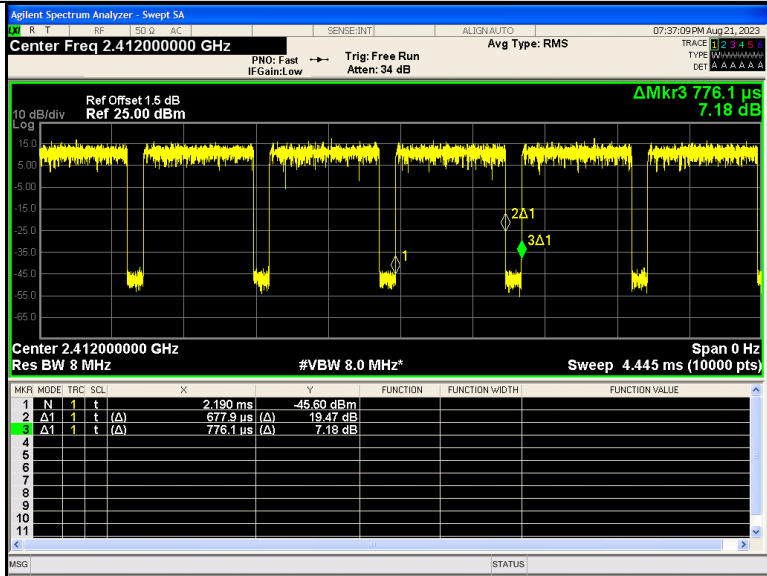


IEEE 802.11g 20MHz Channel 11

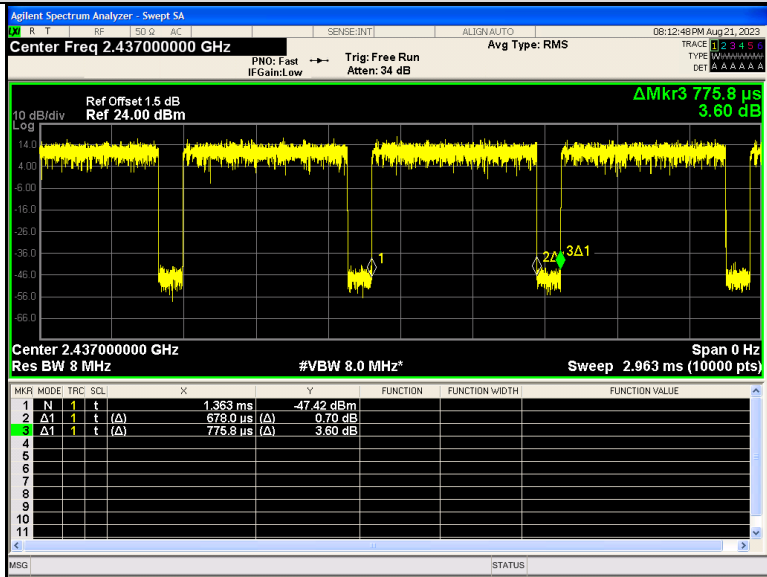




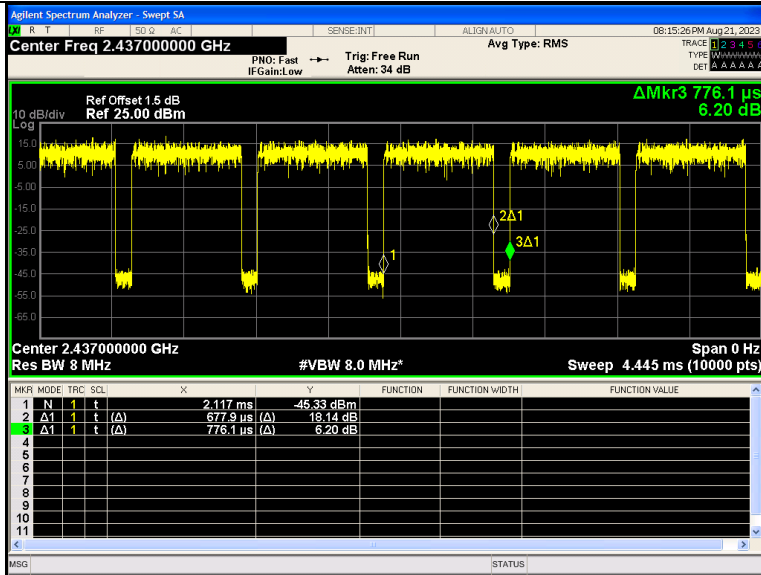
IEEE 802.11n 20MHz Channel 1



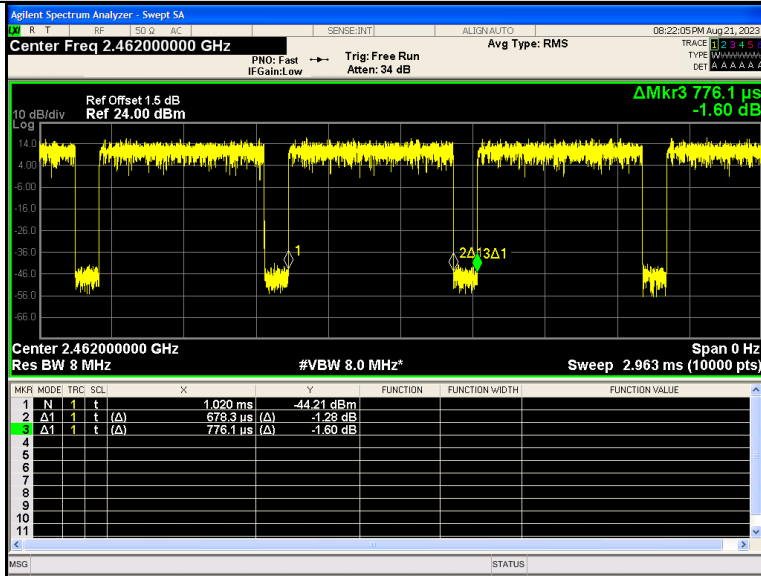
IEEE 802.11n 20MHz Channel 1



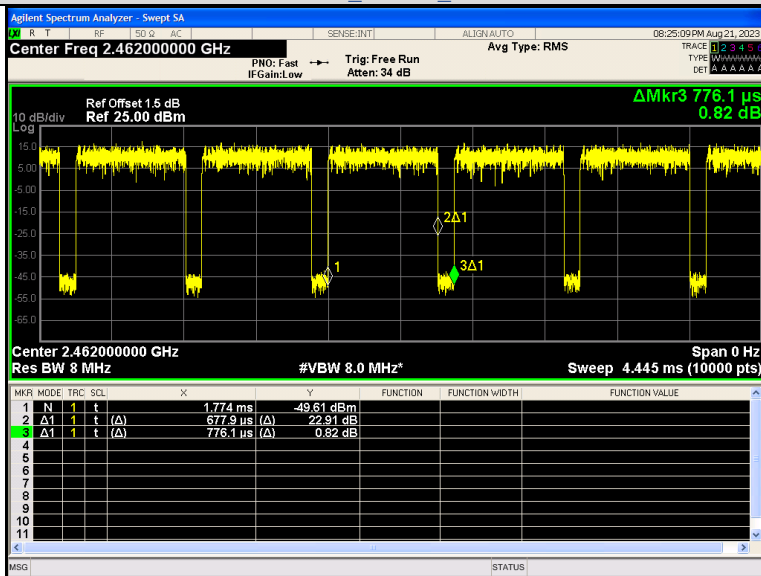
IEEE 802.11n 20MHz Channel 6



IEEE 802.11n 20MHz Channel 6

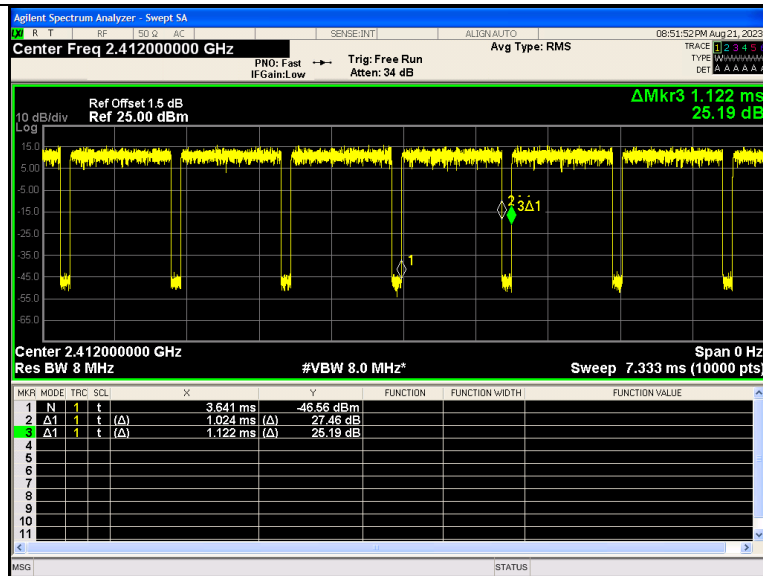


IEEE 802.11n 20MHz Channel 11

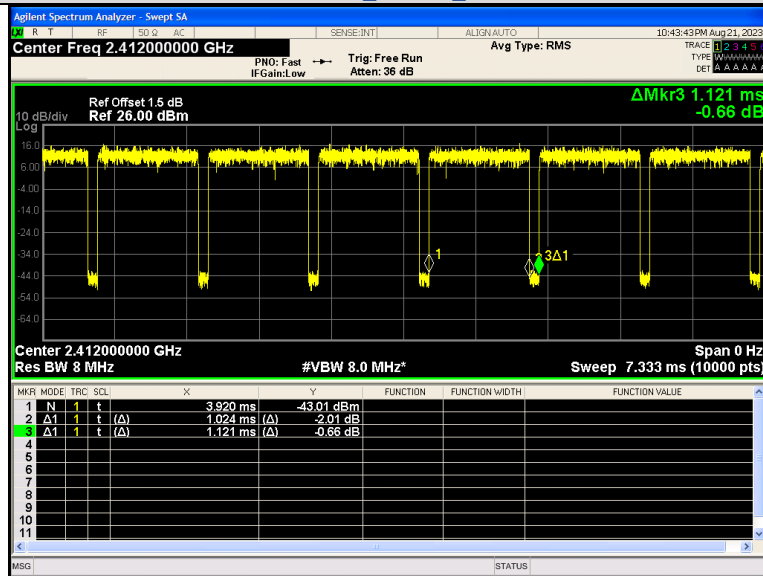


IEEE 802.11n 20MHz Channel 11

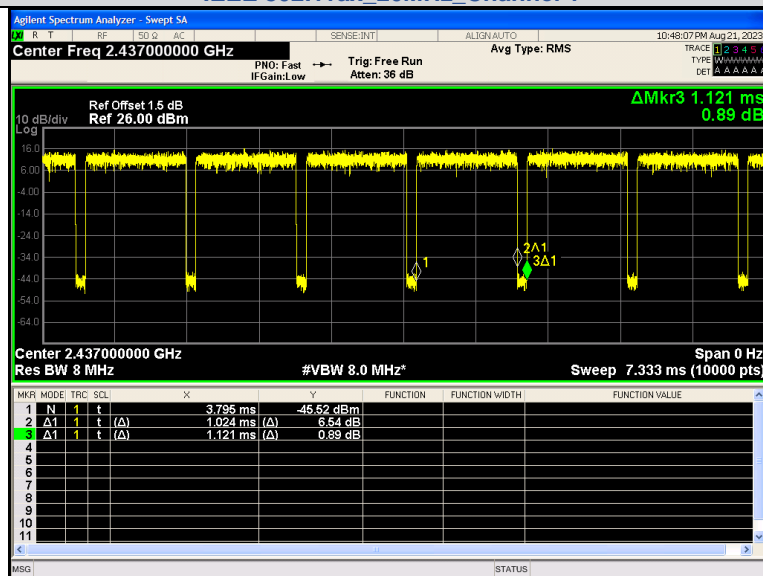




IEEE 802.11ax 20MHz Channel 1

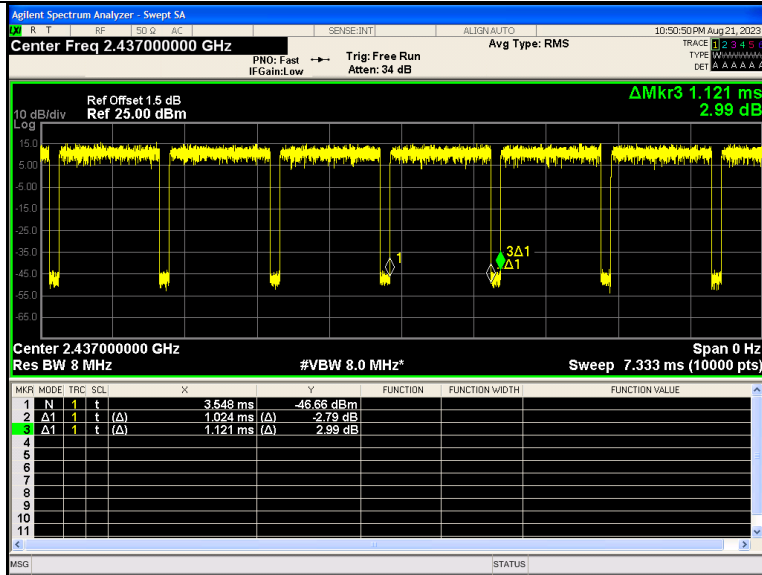


IEEE 802.11ax 20MHz Channel 1

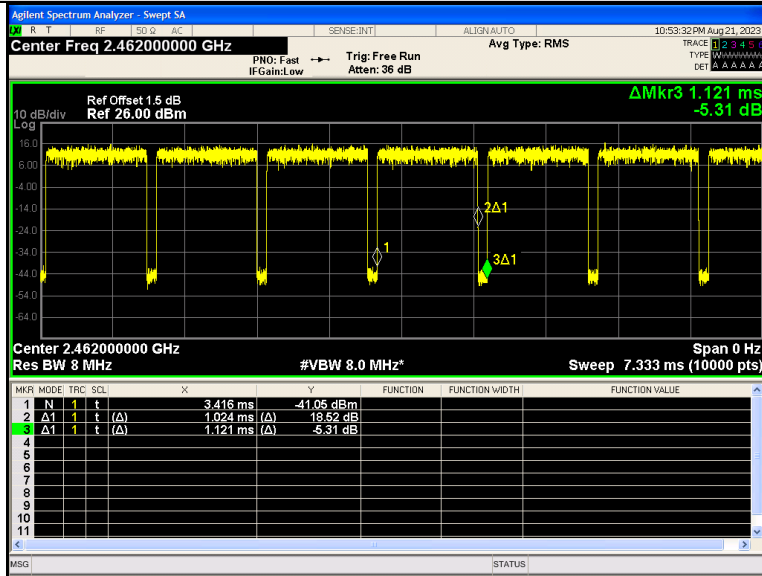


IEEE 802.11ax 20MHz Channel 6

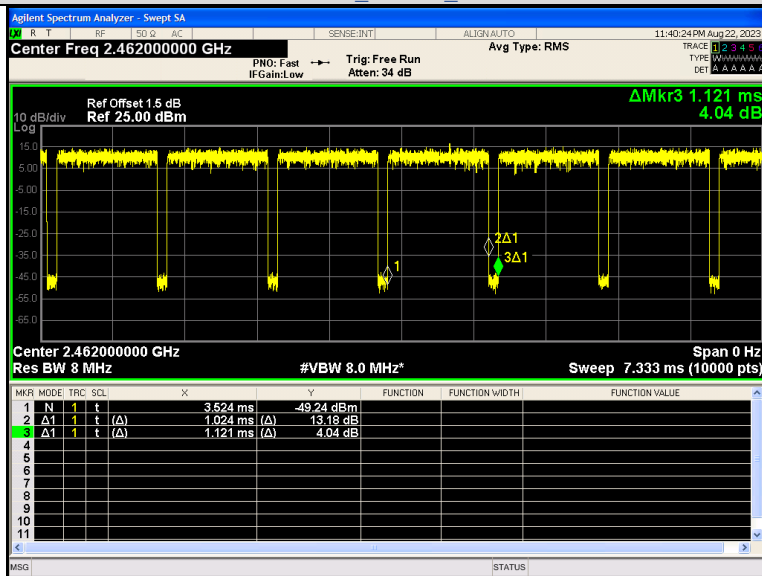




IEEE 802.11ax 20MHz Channel 6



IEEE 802.11ax 20MHz Channel 11



IEEE 802.11ax 20MHz Channel 11





3.9. Antenna Requirement

Requirement

FCC CFR Title 47 Part 15 Subpart C Section 15.203

An intentional radiator shall be designed to ensure that no antenna other than that furnished by the responsible party shall be used with the device. The use of a permanently attached antenna or of antenna that uses a unique coupling to the intentional radiator, the manufacturer may design the unit so that a broken antenna can be replaced by the user, but the use of a standard antenna jack or electrical connector is prohibited.

FCC CFR Title 47 Part 15 Subpart C Section 15.247(c) (1)(i)

(i) Systems operating in the 2400~2483.5 MHz band that is used exclusively for fixed. Point-to-point operations may employ transmitting antennas with directional gain greater than 6dBi provided the maximum conducted output power of the intentional radiator is reduced by 1 dB for every 3 dB that the directional gain of the antenna exceeds 6dBi.

Test Result

The directional gain of the antenna is less than 6dBi, please refer to the EUT internal photographs antenna photo.

*****THE END*****