



Appendix A3: Min emission bandwidth

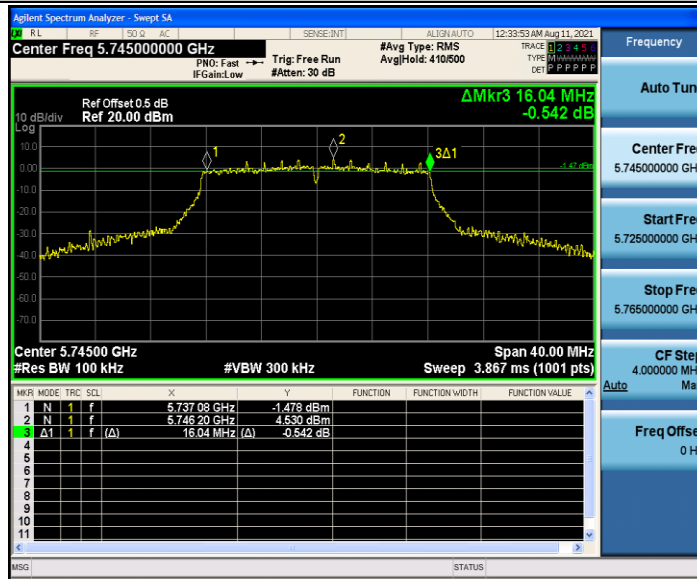
Test Result

TestMode	Antenna	Channel	6db EBW [MHz]	FL[MHz]	FH[MHz]	Limit[MHz]	Verdict
11A	Ant1	5745	16.040	5737.080	5753.120	0.5	PASS
	Ant2	5745	16.400	5736.760	5753.160	0.5	PASS
	Ant1	5785	16.120	5776.760	5792.880	0.5	PASS
	Ant2	5785	16.360	5776.760	5793.120	0.5	PASS
	Ant1	5825	15.880	5817.000	5832.880	0.5	PASS
	Ant2	5825	15.760	5817.000	5832.760	0.5	PASS
11N20MIMO	Ant1	5745	16.880	5736.520	5753.400	0.5	PASS
	Ant2	5745	17.640	5736.120	5753.760	0.5	PASS
	Ant1	5785	17.200	5776.320	5793.520	0.5	PASS
	Ant2	5785	17.240	5776.160	5793.400	0.5	PASS
	Ant1	5825	16.560	5816.800	5833.360	0.5	PASS
	Ant2	5825	16.880	5816.520	5833.400	0.5	PASS
11N40MIMO	Ant1	5755	35.440	5737.320	5772.760	0.5	PASS
	Ant2	5755	35.520	5737.080	5772.600	0.5	PASS
	Ant1	5795	35.280	5777.320	5812.600	0.5	PASS
	Ant2	5795	35.280	5777.320	5812.600	0.5	PASS



Test Graphs

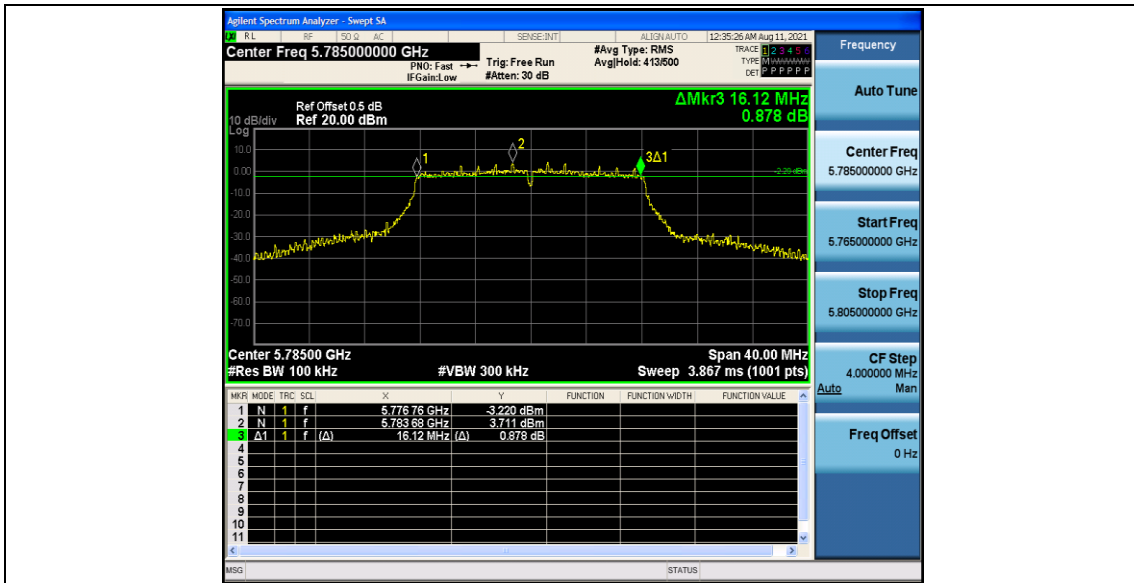

11A_Ant1_5745



11A_Ant2_5745



11A_Ant1_5785



11A_Ant2_5785

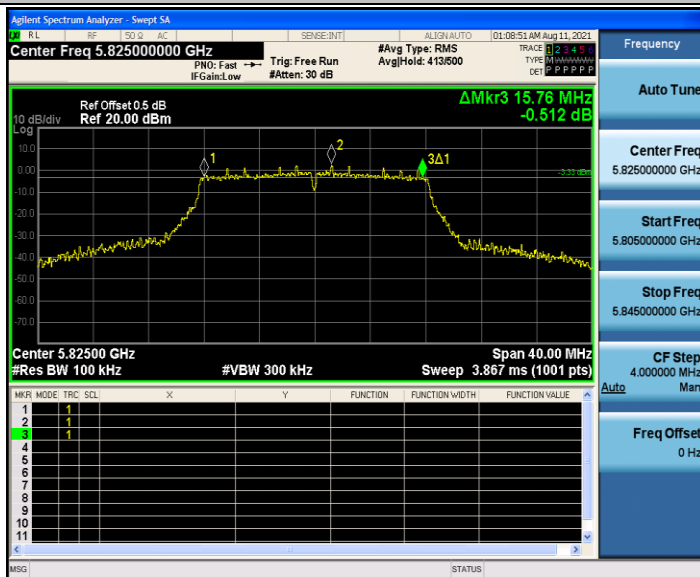


11A_Ant1_5825





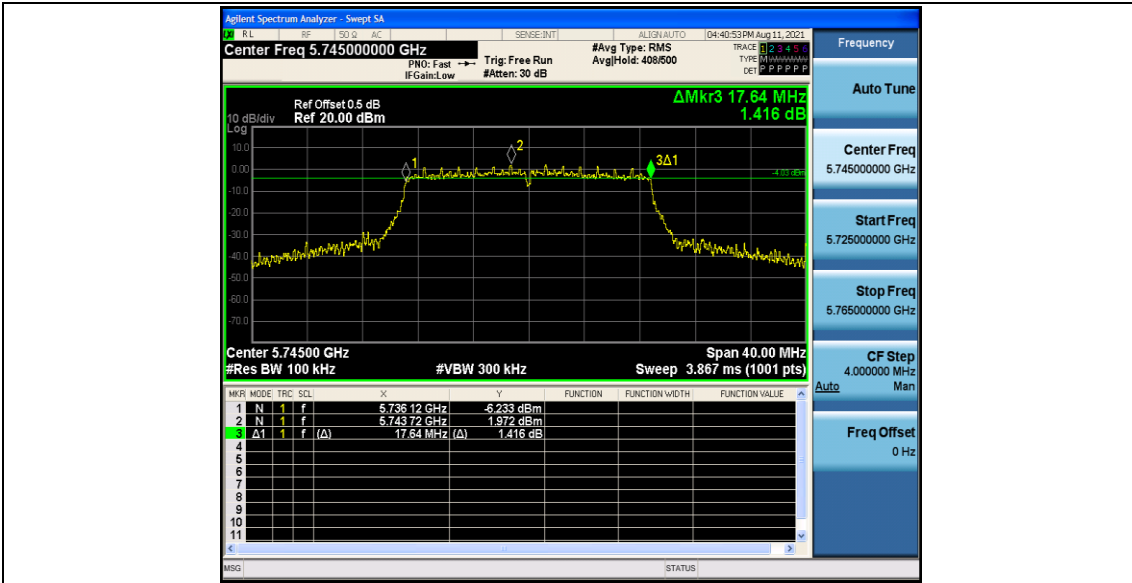
11A_Ant2_5825



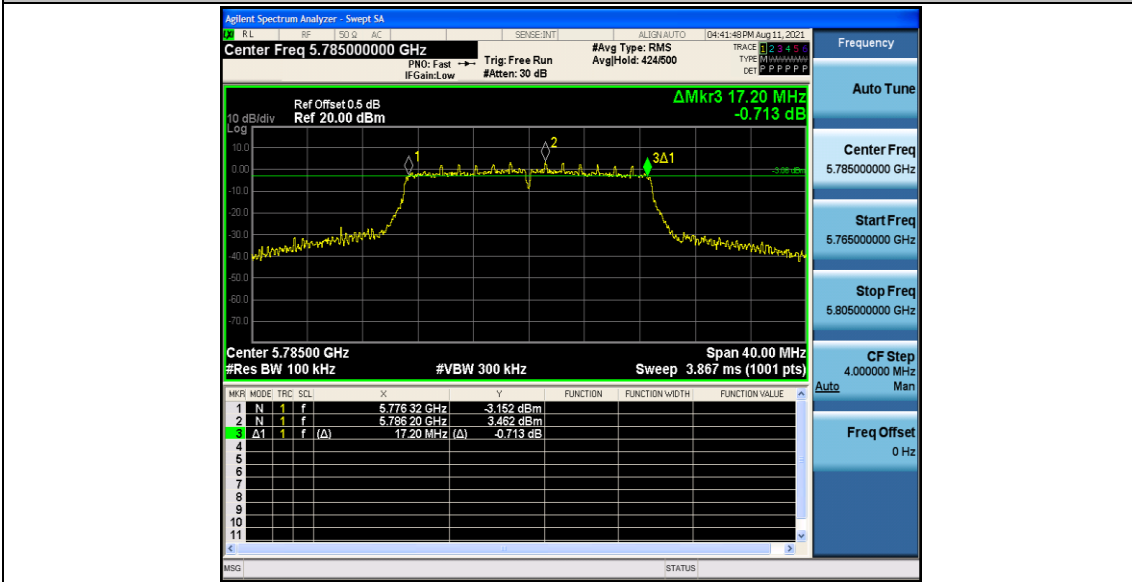
11N20MIMO_Ant1_5745



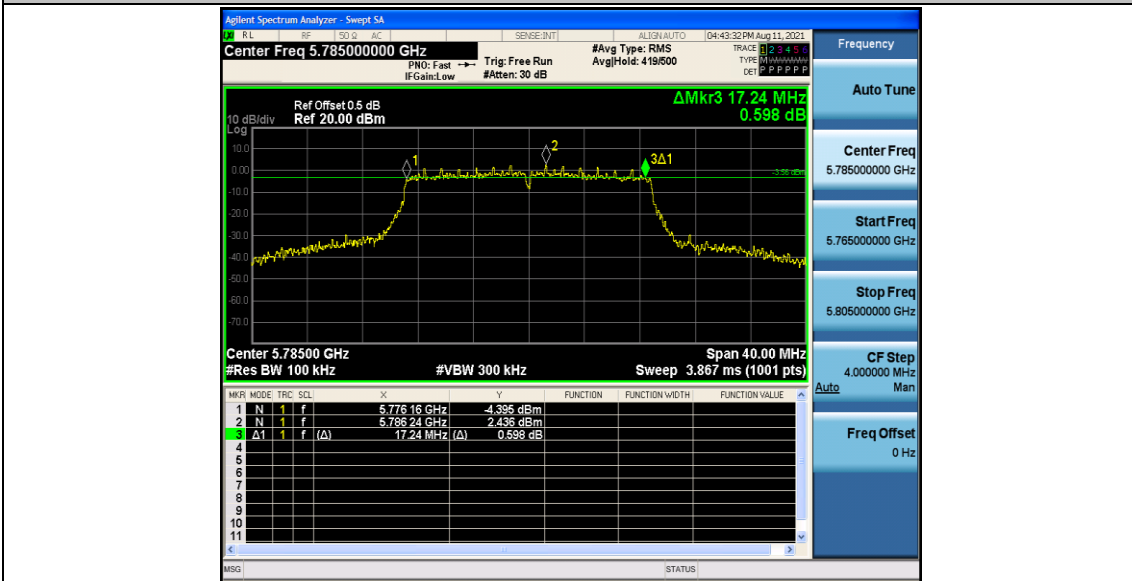
11N20MIMO_Ant2_5745



11N20MIMO_Ant1_5785

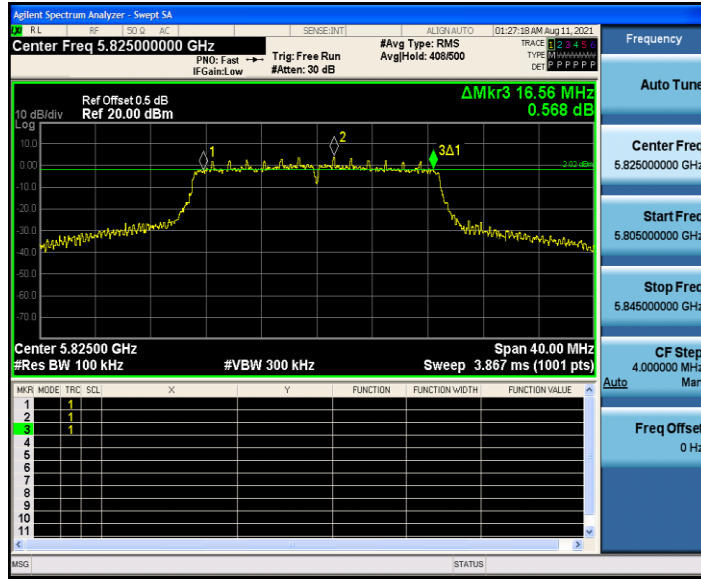


11N20MIMO_Ant2_5785

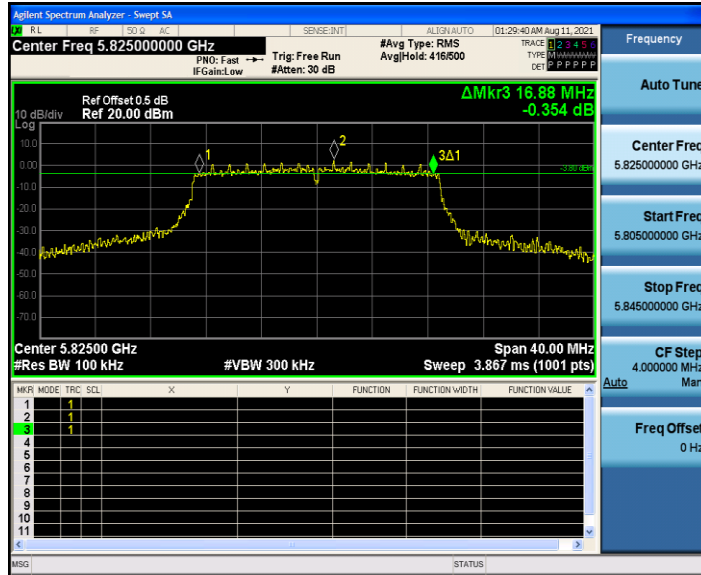




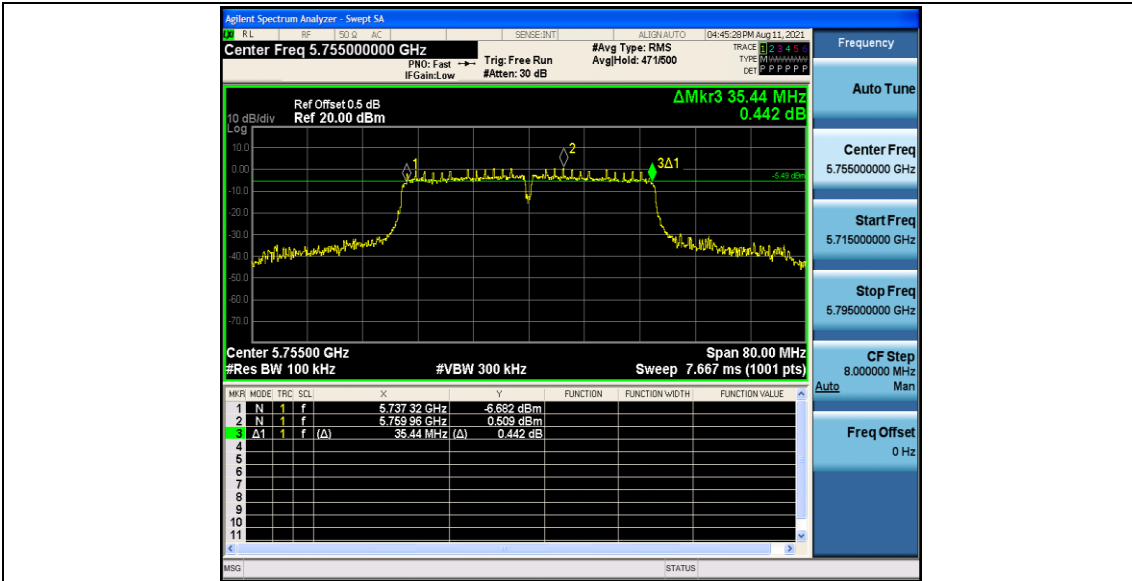
11N20MIMO_Ant1_5825



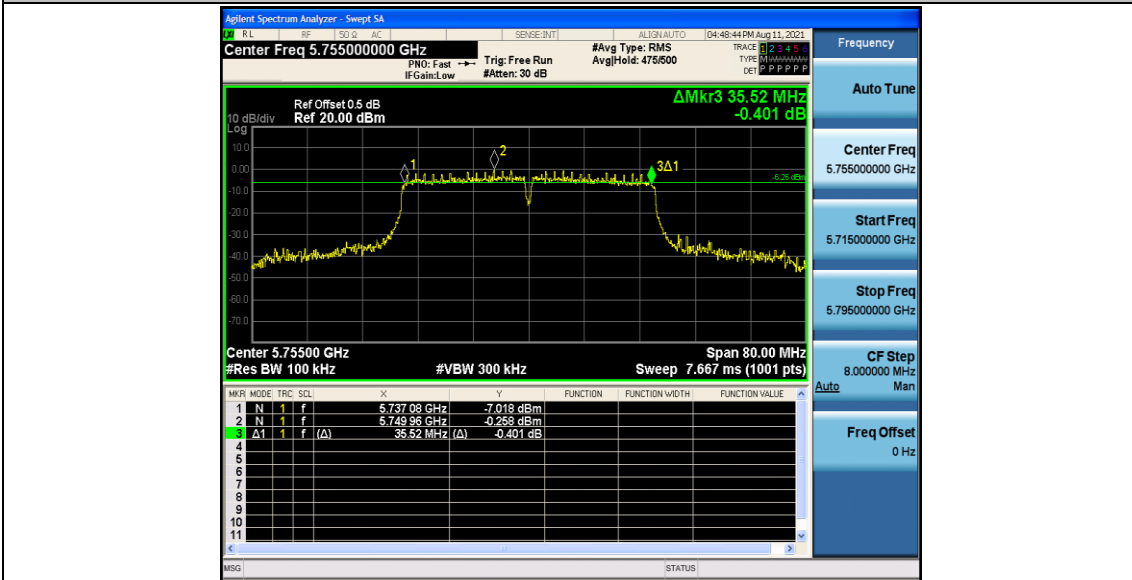
11N20MIMO_Ant2_5825



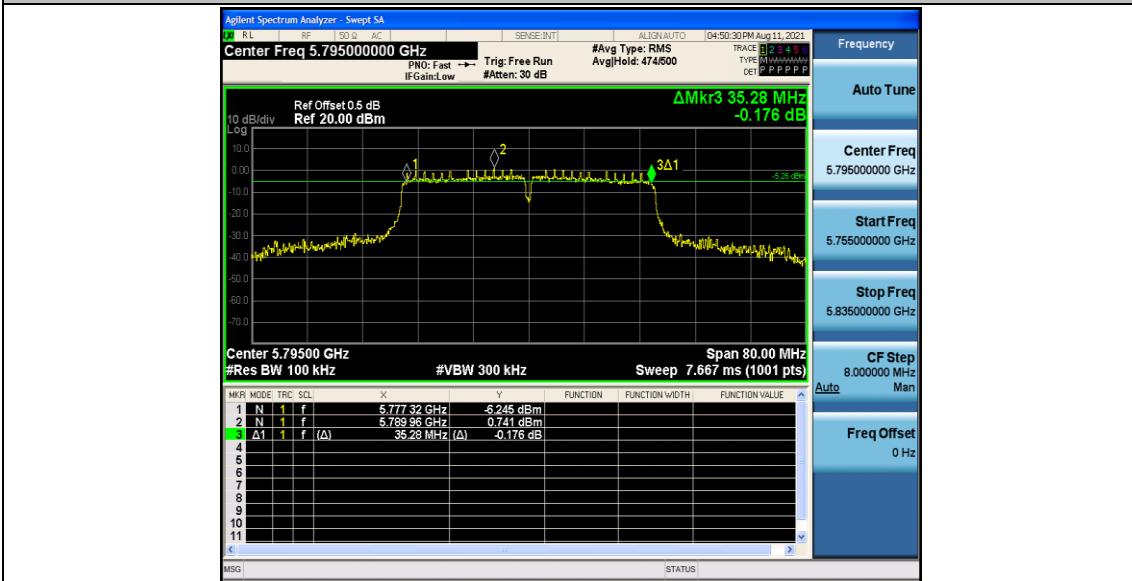
11N40MIMO_Ant1_5755



11N40MIMO_Ant2_5755

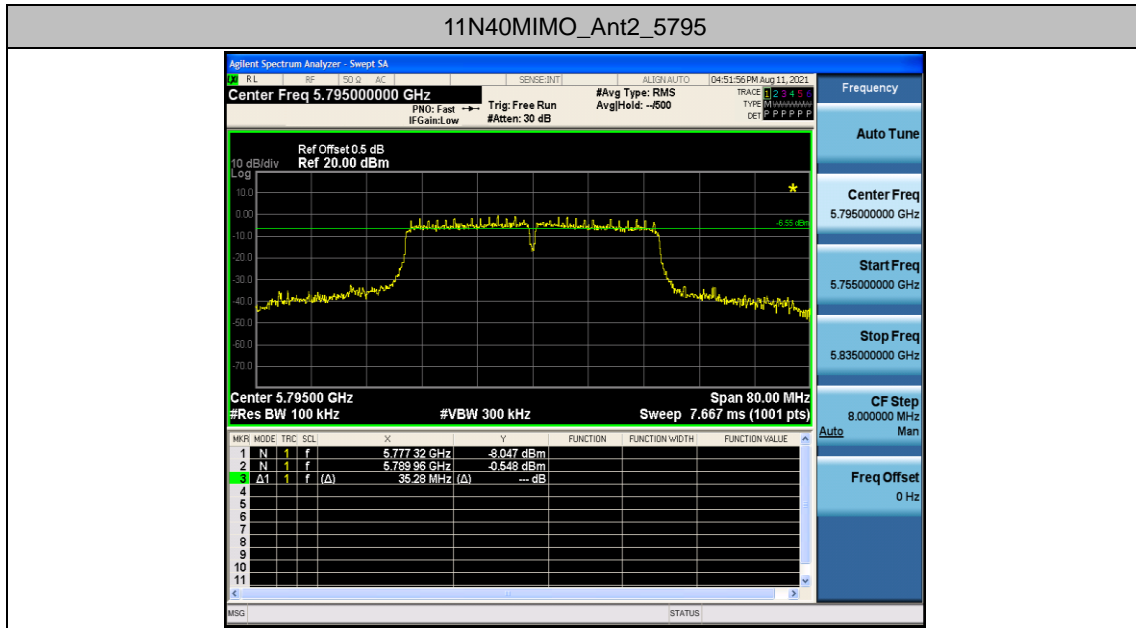


11N40MIMO_Ant1_5795





11N40MIMO_Ant2_5795





Appendix B: Maximum conducted output power

Test Result

TestMode	Antenna	Channel	Result[dBm]	Limit[dBm]	Verdict
11A	Ant1	5180	14.11	<=23.98	PASS
	Ant2	5180	16.40	<=23.98	PASS
	Ant1	5200	14.11	<=23.98	PASS
	Ant2	5200	16.23	<=23.98	PASS
	Ant1	5240	13.59	<=23.98	PASS
	Ant2	5240	12.50	<=23.98	PASS
	Ant1	5745	14.67	<=30	PASS
	Ant2	5745	13.20	<=30	PASS
	Ant1	5785	14.36	<=30	PASS
	Ant2	5785	13.61	<=30	PASS
	Ant1	5825	14.33	<=30	PASS
	Ant2	5825	12.97	<=30	PASS
11N20MIMO	Ant1	5180	13.95	<=23.98	PASS
	Ant2	5180	12.74	<=23.98	PASS
	total	5180	16.4	<=23.98	PASS
	Ant1	5200	14.24	<=23.98	PASS
	Ant2	5200	12.54	<=23.98	PASS
	total	5200	16.5	<=23.98	PASS
	Ant1	5240	13.74	<=23.98	PASS
	Ant2	5240	12.46	<=23.98	PASS
	total	5240	16.2	<=23.98	PASS
	Ant1	5745	14.31	<=30	PASS
	Ant2	5745	13.13	<=30	PASS
	total	5745	16.8	<=30	PASS
	Ant1	5785	14.17	<=30	PASS
	Ant2	5785	13.05	<=30	PASS
	total	5785	16.7	<=30	PASS
	Ant1	5825	14.34	<=30	PASS
	Ant2	5825	12.70	<=30	PASS
	total	5825	16.6	<=30	PASS
11N40MIMO	Ant1	5190	14.22	<=23.98	PASS
	Ant2	5190	12.69	<=23.98	PASS
	total	5190	16.5	<=23.98	PASS
	Ant1	5230	14.25	<=23.98	PASS
	Ant2	5230	12.32	<=23.98	PASS
	total	5230	16.4	<=23.98	PASS
	Ant1	5755	14.39	<=30	PASS
	Ant2	5755	13.30	<=30	PASS



CTC Laboratories, Inc.

	total	5755	16.9	≤ 30	PASS
	Ant1	5795	14.58	≤ 30	PASS
	Ant2	5795	13.09	≤ 30	PASS
	total	5795	16.9	≤ 30	PASS

Note: The Duty Cycle Factor is compensated in the graph.



Appendix C: Maximum power spectral density

Test Result

TestMode	Antenna	Channel	Result [dBm/MHz]	Limit[dBm/MHz]	Verdict
11A	Ant1	5180	3.74	<=11	PASS
	Ant2	5180	5.64	<=11	PASS
	Ant1	5200	3.49	<=11	PASS
	Ant2	5200	5.61	<=11	PASS
	Ant1	5240	3.14	<=11	PASS
	Ant2	5240	2.25	<=11	PASS
	Ant1	5745	1.35	<=30	PASS
	Ant2	5745	-0.38	<=30	PASS
	Ant1	5785	2.14	<=30	PASS
	Ant2	5785	-0.24	<=30	PASS
	Ant1	5825	1.62	<=30	PASS
	Ant2	5825	-0.19	<=30	PASS
11N20MIMO	Ant1	5180	3.32	<=11	PASS
	Ant2	5180	1.84	<=11	PASS
	total	5180	5.65	<=11	PASS
	Ant1	5200	3.73	<=11	PASS
	Ant2	5200	1.82	<=11	PASS
	total	5200	5.89	<=11	PASS
	Ant1	5240	3.43	<=11	PASS
	Ant2	5240	1.64	<=11	PASS
	total	5240	5.64	<=11	PASS
	Ant1	5745	1.12	<=30	PASS
	Ant2	5745	-0.34	<=30	PASS
	total	5745	3.46	<=30	PASS
	Ant1	5785	1.51	<=30	PASS
	Ant2	5785	-0.62	<=30	PASS
	total	5785	3.58	<=30	PASS
	Ant1	5825	0.59	<=30	PASS
	Ant2	5825	-0.79	<=30	PASS
	total	5825	2.96	<=30	PASS
11N40MIMO	Ant1	5190	0.5	<=11	PASS
	Ant2	5190	-1.2	<=11	PASS
	total	5190	2.74	<=11	PASS
	Ant1	5230	0.92	<=11	PASS
	Ant2	5230	-1.04	<=11	PASS
	total	5230	3.06	<=11	PASS
	Ant1	5755	-2.11	<=30	PASS
	Ant2	5755	-3.06	<=30	PASS



CTC Laboratories, Inc.

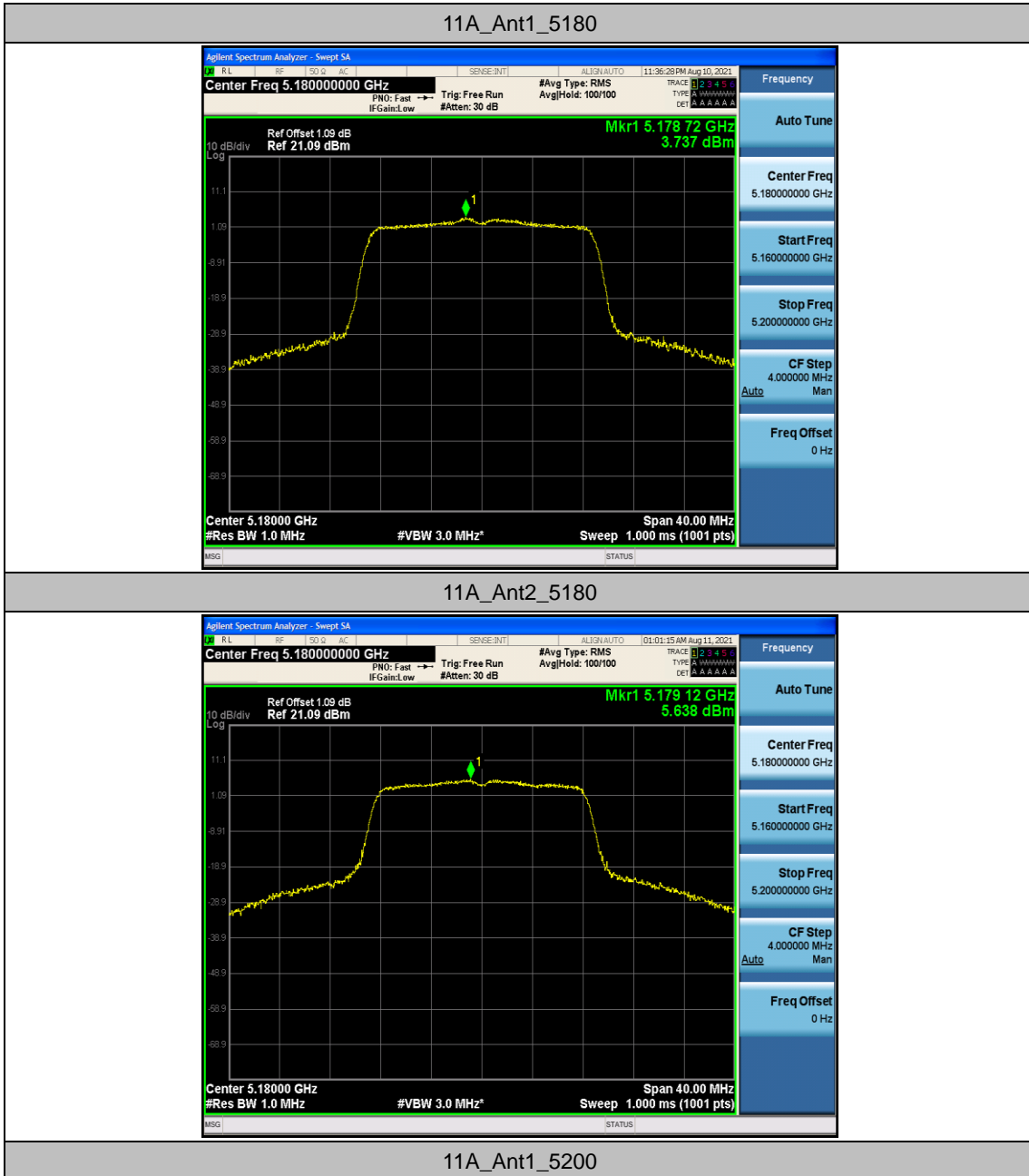
	total	5755	0.45	<=30	PASS
	Ant1	5795	-1.6	<=30	PASS
	Ant2	5795	-3.22	<=30	PASS
	total	5795	0.68	<=30	PASS

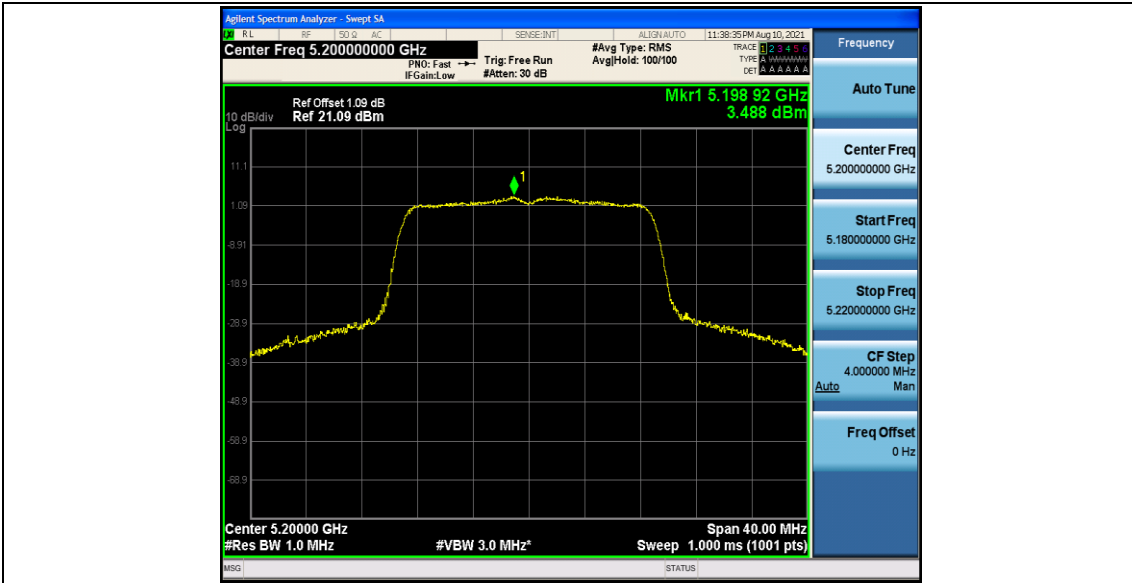

- Note: 1. The Result and Limit Unit is dBm/500 kHz in the band 5.725–5.85 GHz.
2. PSD Result = Measured value+ RBW Factor+ Duty Cycle Factor+ Cable Loss
RBW Factor=10 log (500 kHz/RBW) in the band 5.725–5.85 GHz.
RBW Factor=10 log (1 MHz/RBW) in the band 5.150–5.250 GHz.
Duty Cycle Factor=10 log (1/Duty Cycle)



Test Graphs

The Duty Cycle Factor, RBW Factor and Cable Loss is compensated in the graph.
Offset= RBW Factor+ Duty Cycle Factor+ Cable Loss

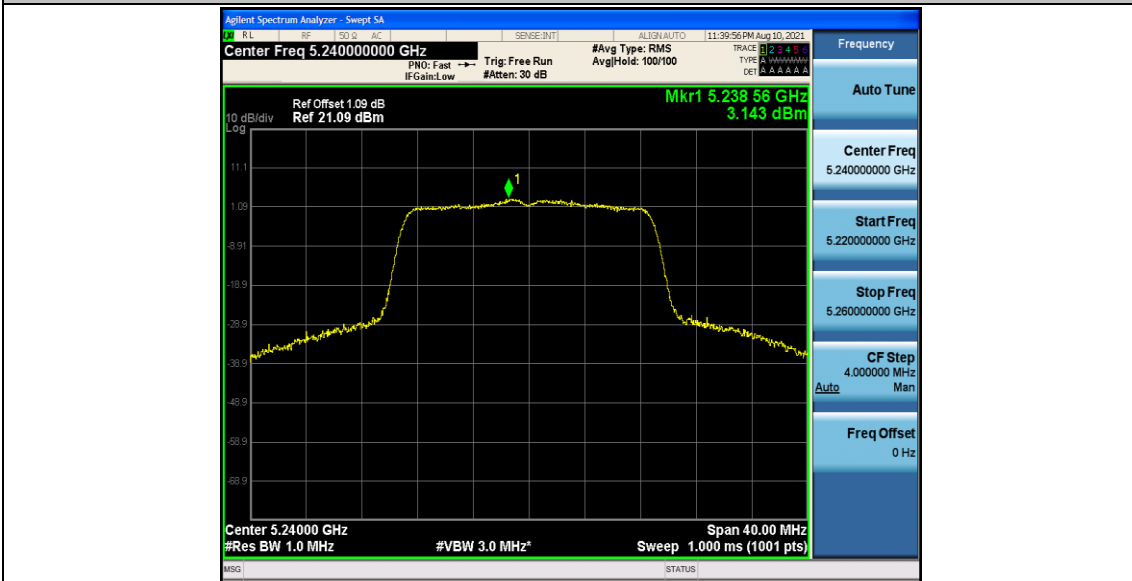




11A_Ant2_5200

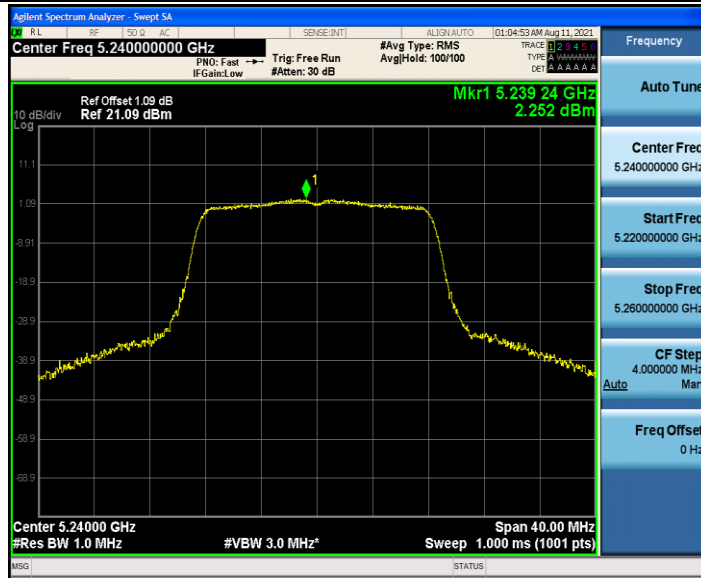


11A_Ant1_5240





11A_Ant2_5240



11A_Ant1_5745



11A_Ant2_5745




11A_Ant1_5785



11A_Ant2_5785

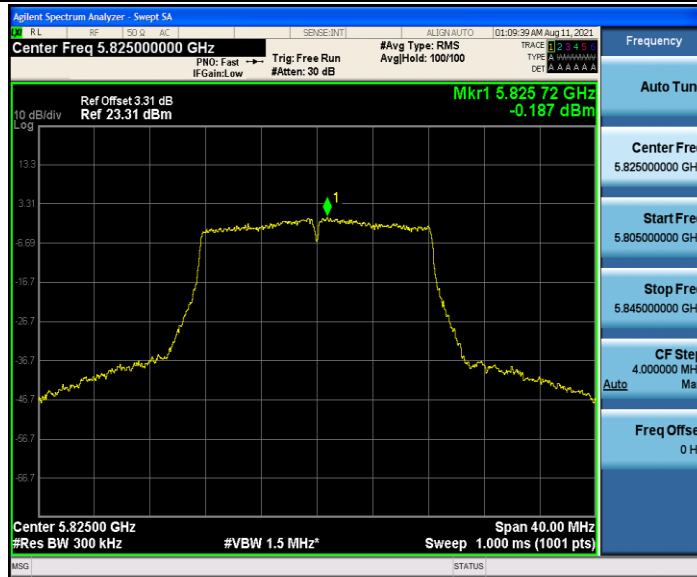




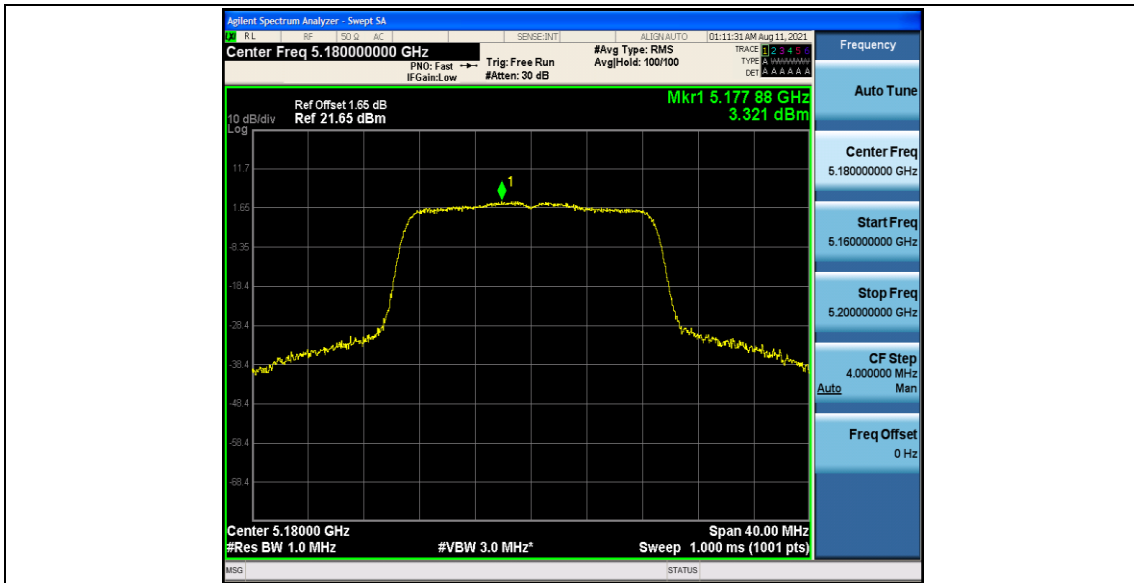
11A_Ant1_5825



11A_Ant2_5825



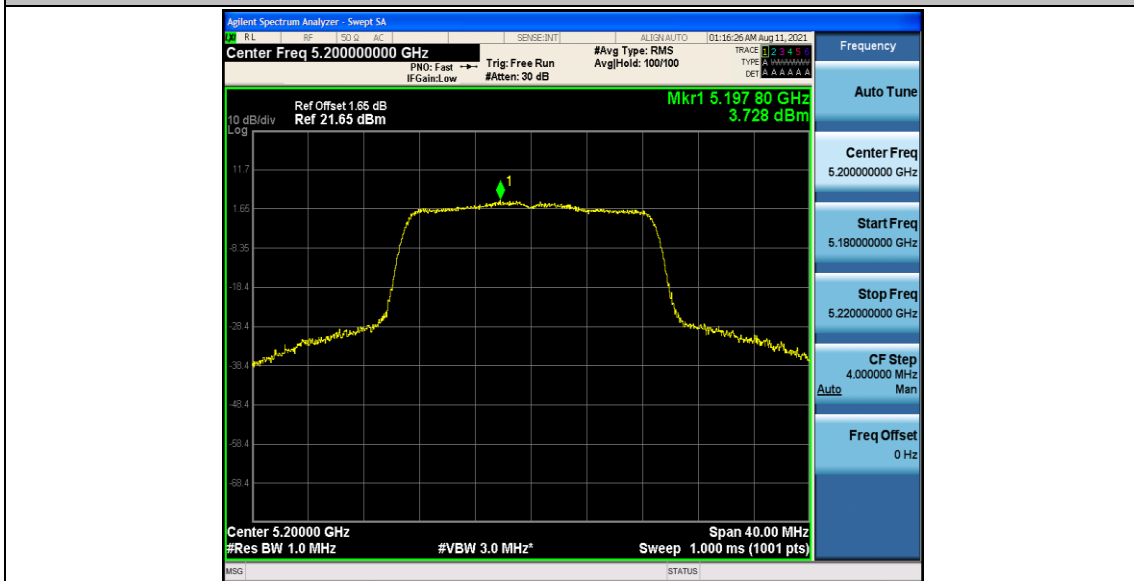
11N20MIMO_Ant1_5180



11N20MIMO_Ant2_5180

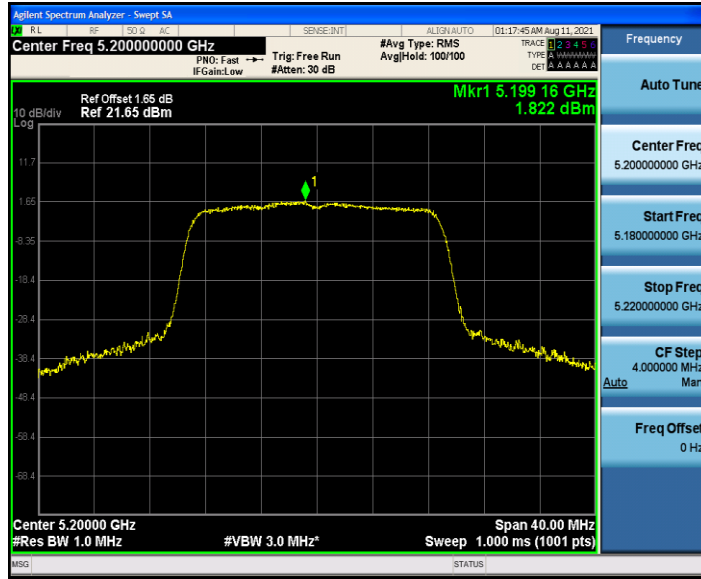


11N20MIMO_Ant1_5200





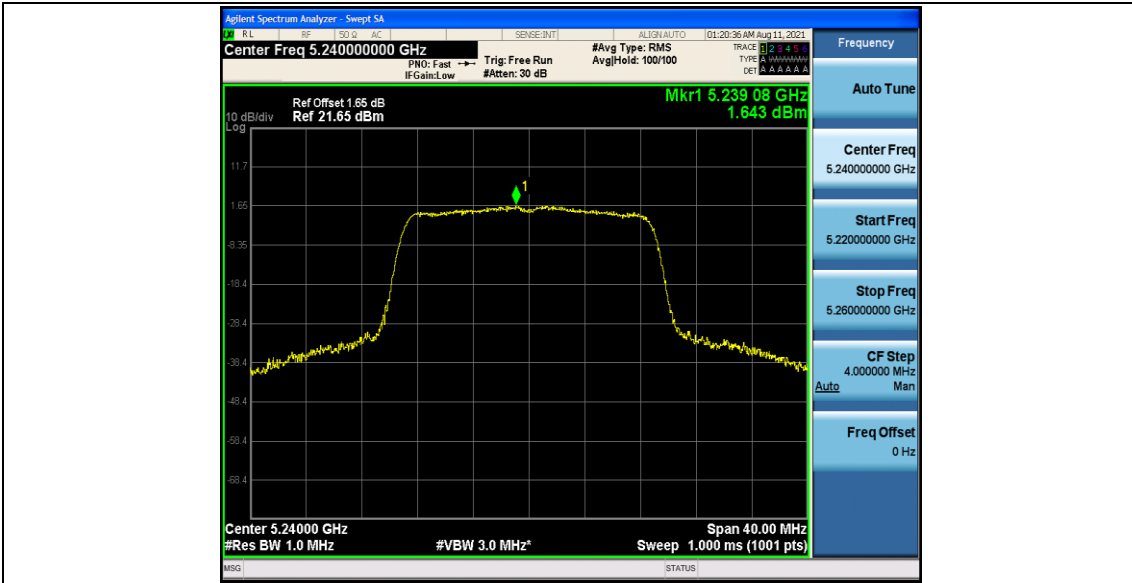
11N20MIMO_Ant2_5200



11N20MIMO_Ant1_5240



11N20MIMO_Ant2_5240



11N20MIMO_Ant1_5745



11N20MIMO_Ant2_5745





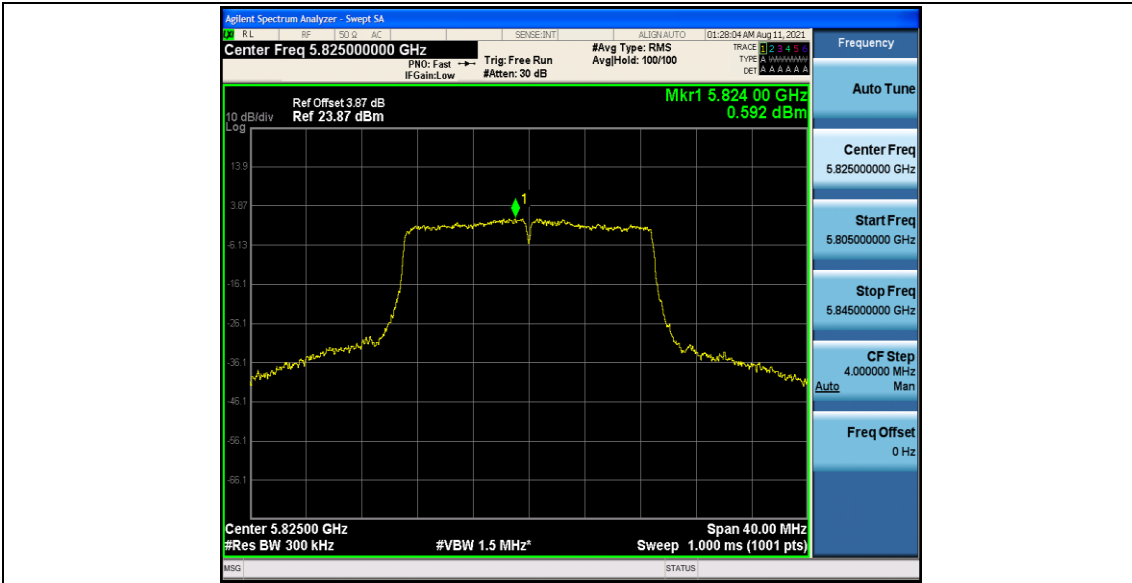

11N20MIMO_Ant1_5785



11N20MIMO_Ant2_5785



11N20MIMO_Ant1_5825



11N20MIMO_Ant2_5825

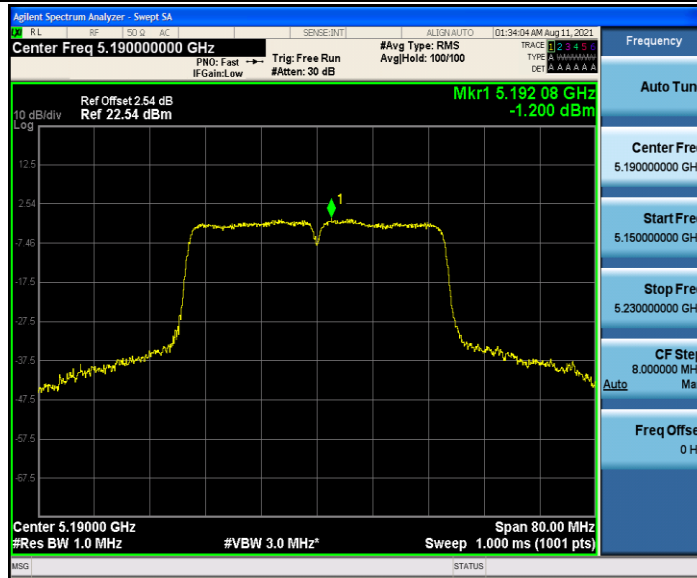


11N40MIMO_Ant1_5190





11N40MIMO_Ant2_5190



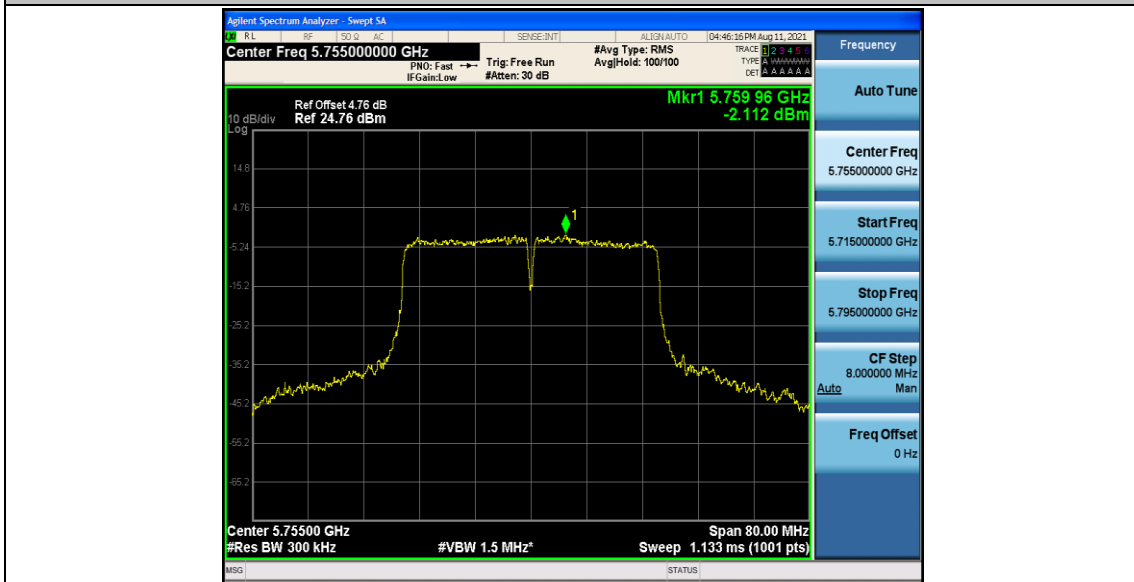
11N40MIMO_Ant1_5230



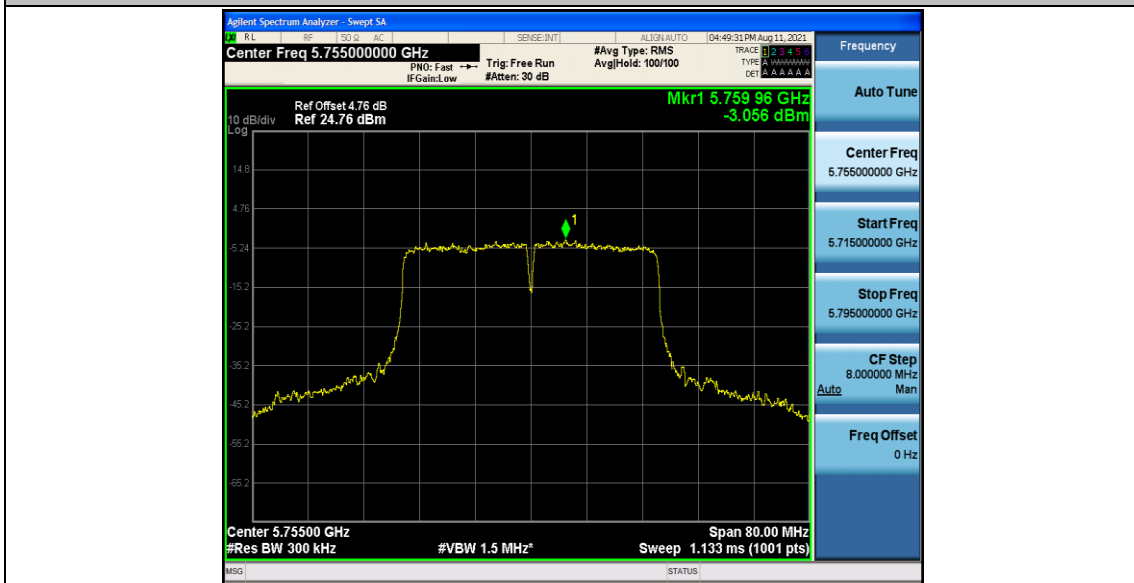
11N40MIMO_Ant2_5230



11N40MIMO_Ant1_5755

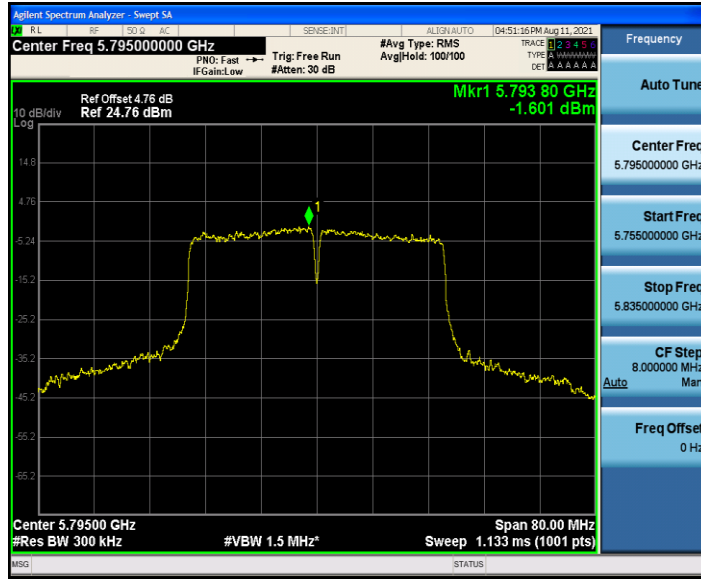


11N40MIMO_Ant2_5755





11N40MIMO_Ant1_5795



11N40MIMO_Ant2_5795






Appendix D: Frequency Stability

Test Result

Voltage									
TestMode	Antenna	Channel	Voltage [Vdc]	Temperature (°C)	Deviation (Hz)	Deviation (ppm)	Limit (ppm)	Verdict	
11N20MI MO	Ant1	5180	NV	NT	11000	2.123552	20	PASS	
			LV	NT	11000	2.123552	20	PASS	
			HV	NT	12000	2.316602	20	PASS	
		5200	NV	NT	-6000	-1.153846	20	PASS	
			LV	NT	13000	2.5	20	PASS	
			HV	NT	19000	3.653846	20	PASS	
	Ant2	5200	NV	NT	25000	4.807692	20	PASS	
			LV	NT	26000	5	20	PASS	
			HV	NT	26000	5	20	PASS	
	Ant1	5240	NV	NT	5000	0.954198	20	PASS	
			LV	NT	18000	3.435115	20	PASS	
			HV	NT	19000	3.625954	20	PASS	
	Ant2	5240	NV	NT	23000	4.389313	20	PASS	
			LV	NT	24000	4.580153	20	PASS	
			HV	NT	25000	4.770992	20	PASS	
	Ant1	5745	NV	NT	-48000	-8.355091	20	PASS	
			LV	NT	-47000	-8.181027	20	PASS	
			HV	NT	-47000	-8.181027	20	PASS	
	Ant2	5745	NV	NT	-48000	-8.355091	20	PASS	
			LV	NT	-47000	-8.181027	20	PASS	
			HV	NT	-47000	-8.181027	20	PASS	
	Ant1	5785	NV	NT	-48000	-8.297321	20	PASS	
			LV	NT	-48000	-8.297321	20	PASS	
			HV	NT	-48000	-8.297321	20	PASS	
	Ant2	5785	NV	NT	-48000	-8.297321	20	PASS	
			LV	NT	-48000	-8.297321	20	PASS	
			HV	NT	-47000	-8.12446	20	PASS	
	Ant1	5825	NV	NT	-48000	-8.240343	20	PASS	
			LV	NT	-48000	-8.240343	20	PASS	
			HV	NT	-48000	-8.240343	20	PASS	
	Ant2	5825	NV	NT	-48000	-8.240343	20	PASS	
			LV	NT	-48000	-8.240343	20	PASS	
			HV	NT	-48000	-8.240343	20	PASS	
	11N40MI MO	Ant1	5190	NV	NT	-43000	-8.285164	20	PASS
				LV	NT	-44000	-8.477842	20	PASS



CTC Laboratories, Inc.

			HV	NT	-43000	-8.285164	20	PASS
	Ant2	5190	NV	NT	-44000	-8.477842	20	PASS
			LV	NT	-44000	-8.477842	20	PASS
			HV	NT	-44000	-8.477842	20	PASS
	Ant1	5230	NV	NT	-44000	-8.413002	20	PASS
			LV	NT	-44000	-8.413002	20	PASS
			HV	NT	-44000	-8.413002	20	PASS
	Ant2	5230	NV	NT	-41000	-7.839388	20	PASS
			LV	NT	-42000	-8.030593	20	PASS
			HV	NT	-43000	-8.221797	20	PASS
	Ant1	5755	NV	NT	-47000	-8.166811	20	PASS
			LV	NT	-48000	-8.340573	20	PASS
			HV	NT	-48000	-8.340573	20	PASS
	Ant2	5755	NV	NT	-48000	-8.340573	20	PASS
			LV	NT	-48000	-8.340573	20	PASS
			HV	NT	-48000	-8.340573	20	PASS
	Ant1	5795	NV	NT	-49000	-8.455565	20	PASS
			LV	NT	-48000	-8.283003	20	PASS
			HV	NT	-48000	-8.283003	20	PASS
	Ant2	5795	NV	NT	-48000	-8.283003	20	PASS
			LV	NT	-48000	-8.283003	20	PASS
			HV	NT	-47000	-8.11044	20	PASS

Temperature									
TestMode	Antenna	Channel	Voltage [Vdc]	Temperature (°C)	Deviation (Hz)	Deviation (ppm)	Limit (ppm)	Verdict	
11N20MI MO	Ant1	5180	NV	-10	12000	2.702703	20	PASS	
			NV	0	14000	2.702703	20	PASS	
			NV	10	15000	2.895753	20	PASS	
			NV	20	15000	2.895753	20	PASS	
			NV	30	17000	3.281853	20	PASS	
			NV	40	17000	3.281853	20	PASS	
			5200	NV	-10	21000	4.230769	20	PASS
		NV		0	22000	4.230769	20	PASS	
		NV		10	23000	4.423077	20	PASS	
		NV		20	24000	4.615385	20	PASS	
		NV		30	24000	4.615385	20	PASS	
		NV		40	25000	4.807692	20	PASS	
		Ant2	5200	NV	-10	27000	5	20	PASS
	NV			0	25000	4.807692	20	PASS	
	NV			10	26000	5	20	PASS	
	NV			20	26000	5	20	PASS	
	NV			30	26000	5	20	PASS	




CTC Laboratories, Inc.

			NV	40	27000	5.192308	20	PASS
	Ant1	5240	NV	-10	21000	4.389313	20	PASS
			NV	0	22000	4.198473	20	PASS
			NV	10	23000	4.389313	20	PASS
			NV	20	22000	4.198473	20	PASS
			NV	30	23000	4.389313	20	PASS
			NV	40	24000	4.580153	20	PASS
			Ant2	5240	NV	-10	25000	4.961832
	NV	0			25000	4.770992	20	PASS
	NV	10			25000	4.770992	20	PASS
	NV	20			25000	4.770992	20	PASS
	NV	30			26000	4.961832	20	PASS
	NV	40			26000	4.961832	20	PASS
	Ant1	5745	NV	-10	-47000	-8.181027	20	PASS
			NV	0	-47000	-8.181027	20	PASS
			NV	10	-47000	-8.181027	20	PASS
			NV	20	-47000	-8.181027	20	PASS
			NV	30	-47000	-8.181027	20	PASS
			NV	40	-47000	-8.181027	20	PASS
	Ant2	5745	NV	-10	-47000	-8.181027	20	PASS
			NV	0	-47000	-8.181027	20	PASS
			NV	10	-47000	-8.181027	20	PASS
			NV	20	-48000	-8.355091	20	PASS
			NV	30	-47000	-8.181027	20	PASS
			NV	40	-48000	-8.355091	20	PASS
	Ant1	5785	NV	-10	-48000	-8.297321	20	PASS
			NV	0	-48000	-8.297321	20	PASS
			NV	10	-48000	-8.297321	20	PASS
			NV	20	-48000	-8.297321	20	PASS
			NV	30	-48000	-8.297321	20	PASS
			NV	40	-48000	-8.297321	20	PASS
	Ant2	5785	NV	-10	-47000	-8.12446	20	PASS
			NV	0	-47000	-8.12446	20	PASS
			NV	10	-48000	-8.297321	20	PASS
			NV	20	-48000	-8.297321	20	PASS
			NV	30	-47000	-8.12446	20	PASS
			NV	40	-47000	-8.12446	20	PASS
	Ant1	5825	NV	-10	-48000	-8.240343	20	PASS
			NV	0	-48000	-8.240343	20	PASS
			NV	10	-48000	-8.240343	20	PASS
			NV	20	-48000	-8.240343	20	PASS
			NV	30	-48000	-8.240343	20	PASS
			NV	40	-48000	-8.240343	20	PASS



CTC Laboratories, Inc.

	Ant2	5825	NV	-10	-48000	-8.240343	20	PASS
			NV	0	-48000	-8.240343	20	PASS
			NV	10	-48000	-8.240343	20	PASS
			NV	20	-48000	-8.240343	20	PASS
			NV	30	-48000	-8.240343	20	PASS
			NV	40	-48000	-8.240343	20	PASS
11N40MI MO	Ant1	5190	NV	-10	-44000	-8.477842	20	PASS
			NV	0	-44000	-8.477842	20	PASS
			NV	10	-44000	-8.477842	20	PASS
			NV	20	-44000	-8.477842	20	PASS
			NV	30	-44000	-8.477842	20	PASS
			NV	40	-44000	-8.477842	20	PASS
	Ant2	5190	NV	-10	-44000	-8.477842	20	PASS
			NV	0	-44000	-8.477842	20	PASS
			NV	10	-44000	-8.477842	20	PASS
			NV	20	-44000	-8.477842	20	PASS
			NV	30	-44000	-8.477842	20	PASS
			NV	40	-44000	-8.477842	20	PASS
	Ant1	5230	NV	-10	-44000	-8.413002	20	PASS
			NV	0	-44000	-8.413002	20	PASS
			NV	10	-44000	-8.413002	20	PASS
			NV	20	-44000	-8.413002	20	PASS
			NV	30	-44000	-8.413002	20	PASS
			NV	40	-44000	-8.413002	20	PASS
	Ant2	5230	NV	-10	-43000	-8.221797	20	PASS
			NV	0	-43000	-8.221797	20	PASS
			NV	10	-43000	-8.221797	20	PASS
			NV	20	-43000	-8.221797	20	PASS
			NV	30	-43000	-8.221797	20	PASS
			NV	40	-43000	-8.221797	20	PASS
	Ant1	5755	NV	-10	-48000	-8.340573	20	PASS
			NV	0	-48000	-8.340573	20	PASS
			NV	10	-48000	-8.340573	20	PASS
			NV	20	-48000	-8.340573	20	PASS
			NV	30	-48000	-8.340573	20	PASS
			NV	40	-48000	-8.340573	20	PASS
Ant2	5755	NV	-10	-48000	-8.340573	20	PASS	
		NV	0	-48000	-8.340573	20	PASS	
		NV	10	-48000	-8.340573	20	PASS	
		NV	20	-48000	-8.340573	20	PASS	
		NV	30	-48000	-8.340573	20	PASS	
		NV	40	-48000	-8.340573	20	PASS	
Ant1	5795	NV	-10	-48000	-8.283003	20	PASS	



CTC Laboratories, Inc.

			NV	0	-48000	-8.283003	20	PASS
			NV	10	-48000	-8.283003	20	PASS
			NV	20	-48000	-8.283003	20	PASS
			NV	30	-48000	-8.283003	20	PASS
			NV	40	-48000	-8.283003	20	PASS
	Ant2	5795	NV	-10	-48000	-8.283003	20	PASS
			NV	0	-48000	-8.283003	20	PASS
			NV	10	-48000	-8.283003	20	PASS
			NV	20	-48000	-8.283003	20	PASS
			NV	30	-48000	-8.283003	20	PASS
			NV	40	-47000	-8.11044	20	PASS