





EXHIBIT 3 - EUT INTERNAL PHOTOGRAPHS

EUT Housing and Board View 1



EUT Housing and Board View 2



<p>Solder Board-Component View 1</p>	 A photograph of a small green printed circuit board (PCB) component. The board is rectangular and populated with several surface-mount components, including a central integrated circuit (IC) and various passive components. It has four gold-plated pins extending from the top edge. The component is placed on a blue textured surface next to a black L-shaped ruler for scale. The ruler shows measurements in millimeters, with the component's length being approximately 40 mm and its width approximately 15 mm.
<p>Solder Board-Component View 2</p>	 A photograph of the same green PCB component from a different perspective. This view shows the underside of the board, revealing the solder joints and the components mounted on the reverse side. The four gold-plated pins are visible at the top. The component is placed on the same blue textured surface next to the same black L-shaped ruler for scale. The ruler shows measurements in millimeters, with the component's length being approximately 40 mm and its width approximately 15 mm.

