





### EXHIBIT 3 - EUT INTERNAL PHOTOGRAPHS

**EUT Housing and Board View 1**



**EUT Housing and Board View 2**



<p><b>Solder Board-Component View 1</b></p>	 A photograph of a green printed circuit board (PCB) component with several surface-mounted components. The board is placed on a blue textured surface next to a black L-shaped ruler. The ruler has white markings in millimeters, with the vertical scale on the left and the horizontal scale on the bottom. The board is oriented vertically, and the ruler indicates its dimensions are approximately 100 mm by 40 mm.
<p><b>Solder Board-Component View 2</b></p>	 A photograph of the same green PCB component from a different perspective. This view shows the underside of the board, revealing a large circular component, likely a microchip or a specialized component, with a central pin. The board is placed on the same blue textured surface next to the same black L-shaped ruler. The ruler indicates the board's dimensions are approximately 100 mm by 40 mm.

