





EXHIBIT 2 - EUT EXTERNAL PHOTOGRAPHS




<p>EUT View 3</p>	 A photograph showing a white, rectangular component with a circular feature on its front face. The component is placed on a blue textured surface. A black ruler is positioned vertically to the left of the component, showing measurements in millimeters. The ruler is marked from 0 to 100 mm. The component is approximately 100 mm long and 20 mm wide.
<p>EUT View 4</p>	 A photograph showing the same white, rectangular component from a different angle, showing its top surface. The top surface has several small holes. The component is placed on a blue textured surface. A black ruler is positioned vertically to the left of the component, showing measurements in millimeters. The ruler is marked from 0 to 100 mm. The component is approximately 100 mm long and 20 mm wide.

EUT View 5



EUT View 6



EUT View 7

