




EXHIBIT 3 - EUT INTERNAL PHOTOGRAPHS

<p>EUT Housing and Board View 1</p>	 <p>A photograph showing the white plastic housing of the EUT device and its internal board. The housing is on the left, and the board is on the right. A black ruler with white markings is placed below the components for scale. The ruler shows measurements in millimeters (0 to 100) and centimeters (0 to 10). The background is a blue textured surface.</p>
<p>EUT Housing and Board View 2</p>	 <p>A photograph showing the white plastic housing of the EUT device and its internal board. The housing is on the left, and the board is on the right. A black ruler with white markings is placed below the components for scale. The ruler shows measurements in millimeters (0 to 100) and centimeters (0 to 10). The background is a blue textured surface.</p>



Antenna View

304.25MHz Antenna

