

CEILING FAN REMOTE CONTROLLER MANUAL

LEARNING PROCESS

NOTE: The Hand Held Remote Control is equipped with a learning ID function which has code combinations to prevent potential interference from other remote units.

Step: 1. Install the batteries AAA 1.5V*2 PCS in transmitter. Within 30 seconds of turning the

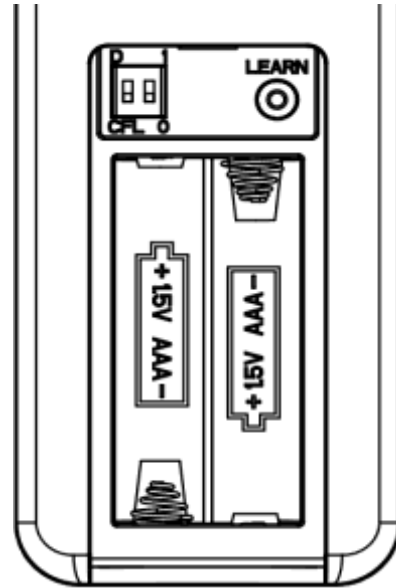
Receiver AC power ON, press the transmitter LEARN button

Step: 2. Hold LEARN button about 3 seconds, once the receiver has detected the ID, the light of ceiling fan will be blinking twice and the fan turn on low speed. This will indicate the receiver has learned the ID that was previously selected on the transmitter. (The 0/1 switch on the back of the transmitter is in the "0" state, and it can be directly controlled without pairing. The 0/1 switch is in the "1" state, need to proceed learning.)

Note: After the AC power is on, do not press any other buttons on the transmitter before learning ok. Because doing so will cause the procedure to fail.


After completing the steps above, you should be able to operate the ceiling fan and light. If the ceiling fan is not responding to the transmitter, please turn the power off to the receiver and repeat step 1 and 2.

Remove the batteries if not used for long periods of time to prevent damage to the hand held remote. The batteries must be removed from the transmitter before it is scrapped and the batteries shall be disposed of safety.





FUCNCTIONS OF TRANSMITTER


1.  : Turn on/off ceiling fan and light

2.  : Turn on/off ceiling fan



3. FAN SPEED

Press  button to increase speed and LED bar will show at same time.

All LED is brighten for the highest speed. Press  button to decrease speed.


4.  : Turn on/off the light

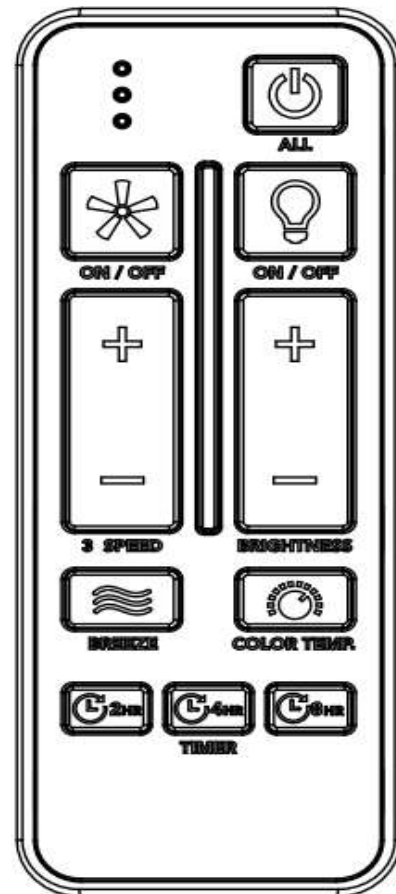
5. LIGHT DIMMER:

  —Press and hold to dim or brighten lights to the desired level and release.

6. COLOR TEMP.

Press  button to switch the color.

7.  : Press this button to switch color temperature when the light is on.



To assure continued FCC compliance:

FEDERAL COMMUNICATIONS COMMISSION INTERFERENCE STATEMENT

This equipment has been tested and found to comply with the limits for a Class B digital device, pursuant to Part 15 of the FCC Rules. These limits are designed to provide reasonable protection against harmful interference in a residential installation. This equipment generates, uses and can radiate radio frequency energy and, if not installed and used in accordance with the instructions, may cause harmful interference to radio communications. However, there is no guarantee that interference will not occur in a particular installation. If this equipment does cause harmful interference to radio or television reception, which can be determined by turning the equipment off and on, the user is encouraged to try to correct the interference by one or more of the following measures:

- Reorient or relocate the receiving antenna.
- Increase the separation between the equipment and receiver.
- Connect the equipment into an outlet on a circuit different from that to which the receiver is connected.
- Consult the dealer or an experienced radio/TV technician for help.

CAUTION:

To assure continued FCC compliance:

Any changes or modifications not expressly approved by the grantee of this device could void the user's authority to operate the equipment.

FCC ID: 2AQZU-18036

This device complies with Part 15 of the FCC Rules. Operation is subject to the following two conditions: (1) This device may not cause harmful interference, and (2) this device must accept any interference received, including interference that may cause undesired operation.

RF exposure statement

This equipment complies with the FCC and ICSED radiation exposure limits set forth for an uncontrolled environment. This transmitter must not be co-located or operating in conjunction with any other antenna or transmitter.

Cet équipement est conforme aux limites d'exposition aux rayonnements de la FCC et de l'ICSED établies pour un environnement non contrôlé. Cet émetteur ne doit pas être co-localisé ou fonctionner en conjonction avec une autre antenne ou un autre émetteur.

IC WARNING

This device contains licence-exempt transmitter(s) that comply with Innovation, Science and Economic Development Canada's licence-exempt RSS(s). Operation is subject to the following two conditions:

- (1) This device may not cause interference.
- (2) This device must accept any interference, including interference that may cause undesired operation of the device.

L'émetteur/récepteur exempt de licence contenu dans le présent appareil est conforme aux CNR d'Innovation, Sciences et Développement économique Canada applicables aux appareils radio exempts de licence. L'exploitation est autorisée aux deux conditions suivantes:

1. L'appareil ne doit pas produire de brouillage;
2. L'appareil doit accepter tout brouillage radioélectrique subi, même si le brouillage est susceptible d'en compromettre le fonctionnement.