





EXHIBIT 2 - EUT EXTERNAL PHOTOGRAPHS


<p>EUT View 1</p>	 <p>A photograph showing the external view of the EUT device and its strap. The device is white and rectangular, featuring four buttons labeled 'MED', 'LOW', 'HI', and 'OFF', and a green light indicator. The strap is white and has a blue loop. A black ruler is placed next to the device for scale, showing measurements in millimeters and centimeters. The background is a blue textured surface.</p>
<p>EUT View 2</p>	 <p>A close-up photograph of the EUT device, showing the buttons and the green light indicator. A black ruler is placed next to the device for scale, showing measurements in millimeters and centimeters. The background is a blue textured surface.</p>

<p>EUT View 3</p>	 <p>A photograph showing a white, rectangular electronic device (EUT) oriented vertically. The device has a small rectangular label on its upper half and a small, dark rectangular area on its lower half. It is placed on a blue textured surface next to a black ruler with white markings. The ruler is oriented vertically, with the 0 mark at the top and the 200 mm mark at the bottom. The device's height is approximately 100 mm.</p>
<p>EUT View 4</p>	 <p>A photograph showing the same white, rectangular electronic device (EUT) oriented horizontally. It is placed on a blue textured surface next to a black ruler with white markings. The ruler is oriented vertically, with the 0 mark at the top and the 200 mm mark at the bottom. The device's width is approximately 100 mm.</p>

EUT View 5



EUT View 6



EUT View 7

