




EXHIBIT 3 - EUT INTERNAL PHOTOGRAPHS



<p style="text-align: center;">Solder Board-Component View 1</p>	 <p>A photograph of a green printed circuit board (PCB) component, labeled 'Solder Board-Component View 1'. The component is rectangular and features various electronic components including a microcontroller, several resistors, and a small integrated circuit. It is mounted on a blue textured surface. A black ruler with white markings is placed to the left and bottom of the component for scale, showing measurements in millimeters. The ruler indicates the component is approximately 25 mm wide and 35 mm high.</p>
<p style="text-align: center;">Solder Board-Component View 2</p>	 <p>A photograph of a green printed circuit board (PCB) component, labeled 'Solder Board-Component View 2'. This view shows the reverse side of the component, featuring three large electrolytic capacitors labeled K1, K2, and K3. Other components include a transformer labeled TR365A 211203 and a diode labeled JWJ-01. The component is mounted on a blue textured surface. A black ruler with white markings is placed to the left and bottom of the component for scale, showing measurements in millimeters. The ruler indicates the component is approximately 25 mm wide and 35 mm high.</p>

Antenna View

