





### EXHIBIT 3 - EUT INTERNAL PHOTOGRAPHS

<p><b>EUT Housing and Board View 1</b></p>	
<p><b>EUT Housing and Board View 2</b></p>	

<p style="text-align: center;"><b>Solder Board-Component View 1</b></p>	 <p>A photograph of a green PCB component, labeled 'Solder Board-Component View 1'. The component is shown against a blue background with a white grid. A black ruler with white markings is placed below the component, showing measurements in millimeters. The component features various electronic components, including a microcontroller (U1), a battery (BAT+), a battery (BAT-), a LED (LED1), and several resistors (R1, R2, R3, R4, R5, R6, R7, R8, R9, R10, R11, R12, R13, R14, R15, R16, R17, R18, R19, R20, R21, R22, R23, R24, R25, R26, R27, R28, R29, R30, R31, R32, R33, R34, R35, R36, R37, R38, R39, R40, R41, R42, R43, R44, R45, R46, R47, R48, R49, R50, R51, R52, R53, R54, R55, R56, R57, R58, R59, R60, R61, R62, R63, R64, R65, R66, R67, R68, R69, R70, R71, R72, R73, R74, R75, R76, R77, R78, R79, R80, R81, R82, R83, R84, R85, R86, R87, R88, R89, R90, R91, R92, R93, R94, R95, R96, R97, R98, R99, R100). The component is oriented vertically, with the ruler showing measurements from 0 to 100 mm.</p>
<p style="text-align: center;"><b>Solder Board-Component View 2</b></p>	 <p>A photograph of a green PCB component, labeled 'Solder Board-Component View 2'. The component is shown against a blue background with a white grid. A black ruler with white markings is placed below the component, showing measurements in millimeters. The component features various electronic components, including a microcontroller (U1), a battery (BAT+), a battery (BAT-), a LED (LED1), and several resistors (R1, R2, R3, R4, R5, R6, R7, R8, R9, R10, R11, R12, R13, R14, R15, R16, R17, R18, R19, R20, R21, R22, R23, R24, R25, R26, R27, R28, R29, R30, R31, R32, R33, R34, R35, R36, R37, R38, R39, R40, R41, R42, R43, R44, R45, R46, R47, R48, R49, R50, R51, R52, R53, R54, R55, R56, R57, R58, R59, R60, R61, R62, R63, R64, R65, R66, R67, R68, R69, R70, R71, R72, R73, R74, R75, R76, R77, R78, R79, R80, R81, R82, R83, R84, R85, R86, R87, R88, R89, R90, R91, R92, R93, R94, R95, R96, R97, R98, R99, R100). The component is oriented vertically, with the ruler showing measurements from 0 to 100 mm.</p>

