









## EXHIBIT 2 - EUT EXTERNAL PHOTOGRAPHS





<p><b>EUT View 3</b></p>	
<p><b>EUT View 4</b></p>	

<p><b>EUT View 5</b></p>	
<p><b>EUT View 6</b></p>	



<p><b>EUT View 9</b></p>	
<p><b>EUT View 10</b></p>	

<p><b>EUT View 11</b></p>	 A photograph of a white, rectangular electronic device (EUT) lying on a blue textured surface. The device has three columns of buttons. The left column contains a power button (a circle with a diagonal line) and two directional arrow buttons (up and down). The middle column contains a call button (a telephone handset icon) and two directional arrow buttons (up and down). The right column contains an end call button (a telephone handset icon with a slash) and two directional arrow buttons (up and down). Below the device is a black ruler with white markings, showing centimeter and millimeter scales.
<p><b>EUT View 12</b></p>	 A photograph of the same white, rectangular electronic device (EUT) from a different perspective, lying on a blue textured surface. The device features a central navigation pad with a circular button in the center and four directional arrow buttons (up, down, left, right) around it. Above the navigation pad are three buttons: a power button (circle with diagonal line), a call button (handset icon), and an end call button (handset icon with slash). Below the device is a black ruler with white markings, showing centimeter and millimeter scales.