

English User Manual

Specification

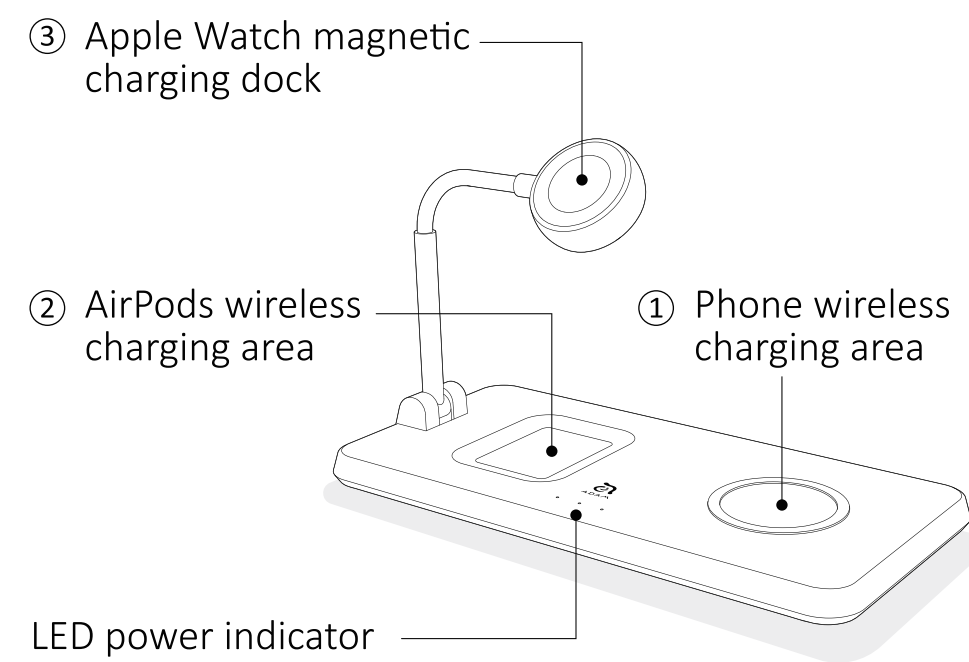
Product Name:
3-in-1 Wireless Charging Station

- ① Wireless Charger:
5V==1A, 5V==1.5A, 9V==1.1A, 10W max.
- ② Wireless Charger:
5V==1A, 5W max.
- ③ Apple Watch Charger:
5V==400mA, 2W max.

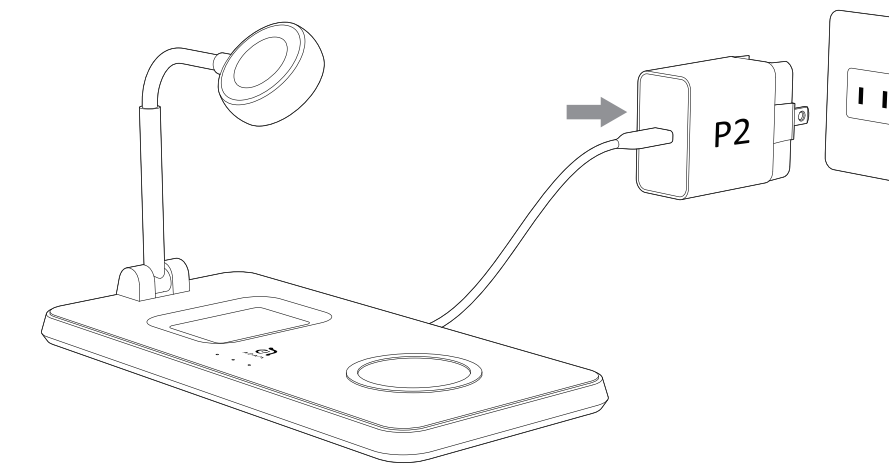
Compatibility:
Qi Compatible iPhone / Apple Watch
/ Airpods Wireless Charging Case

Size: 192 x 96 x 22.6 mm Weight: 271 g
Warranty: 3 years

Product Introduction



Instructions



⚡ W17A has to be used with OMNIA P2
or PD 24W adapters.

FCC STATEMENT :

This device complies with Part 15 of the FCC Rules. Operation is subject to the following two conditions:
(1) This device may not cause harmful interference, and
(2) This device must accept any interference received, including interference that may cause undesired operation.
Warning: Changes or modifications not expressly approved by the party responsible for compliance could void the user's authority to operate the equipment.

NOTE: This equipment has been tested and found to comply with the limits for a Class B digital device, pursuant to Part 15 of the FCC Rules. These limits are designed to provide reasonable protection against harmful interference in a residential installation. This equipment generates uses and can radiate radio frequency energy and, if not installed and used in accordance with the instructions, may cause harmful interference to radio communications. However, there is no guarantee that interference will not occur in a particular installation. If this equipment does cause harmful interference to radio or television reception, which can be determined by turning the equipment off and on, the user is encouraged to try to correct the interference by one or more of the following measures:

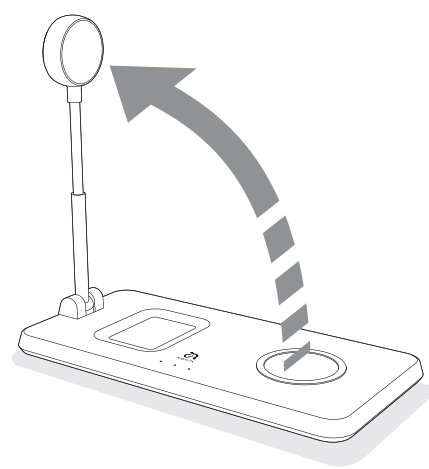
- Reorient or relocate the receiving antenna.
- Increase the separation between the equipment and receiver.
- Connect the equipment into an outlet on a circuit different from that to which the receiver is connected.
- Consult the dealer or an experienced radio/TV technician for help.

FCC Radiation Exposure Statement:

This equipment complies with FCC radiation exposure limits set forth for an uncontrolled environment. This equipment should be installed and operated with minimum distance 20cm between the radiator & your body.

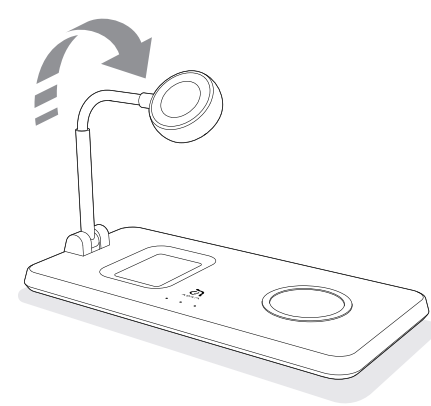
How to use

Step 1



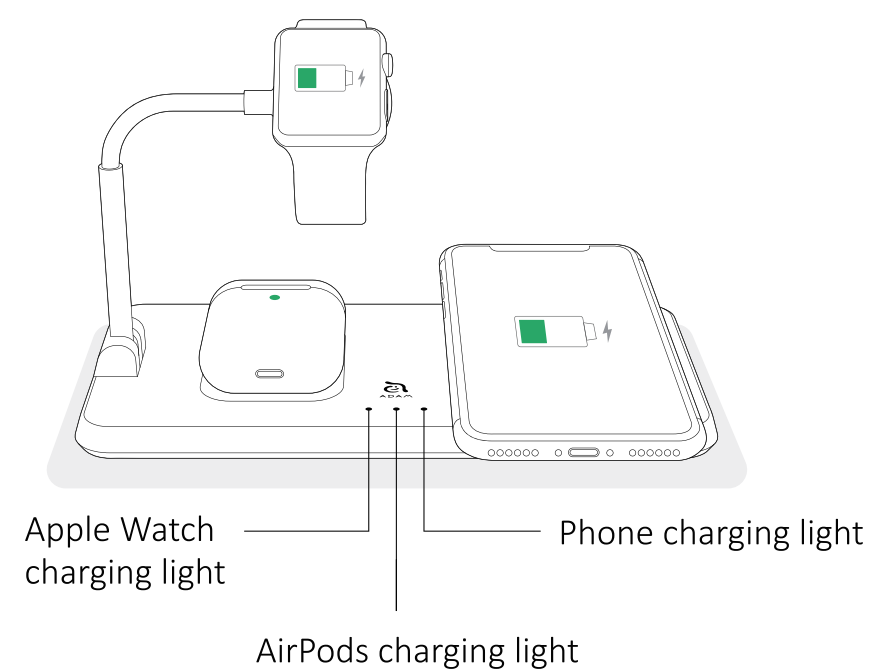
Mount the
Apple Watch charger

Step 2



Fine-tune the
adjustable neck

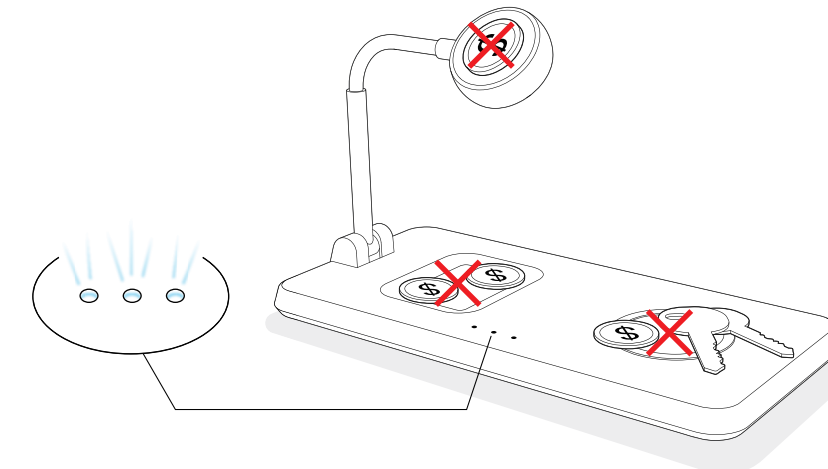
Charging Light Indicator



Apple Watch charging light
AirPods charging light
Phone charging light

FOD (Foreign Object Detection)

☀ The light blinks when a metal foreign object are detected on the wireless charger.



- ⚠ Do not place any credit card on charging pad o prevent damage or demagnetization.
- ⚠ Please remove all metal and magnetic objects from the back of your phone prior to charging.

Caution

- ⚠ To avoid any damage to wireless charger please check the output voltage of the power source is suitable for the charger
- ⚠ Do not use or store in damp, or high temperature environment.
- ⚠ Do not drop or shake.