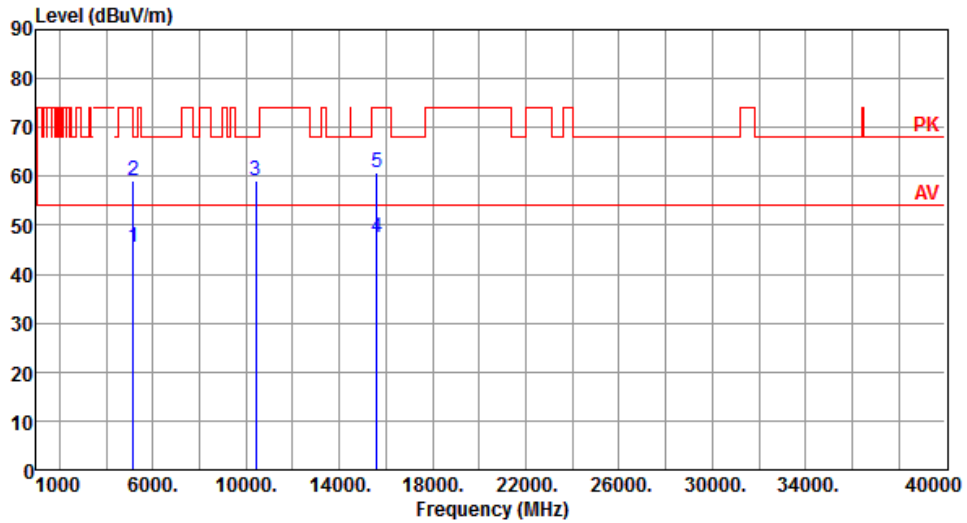


|                     |            |                         |      |
|---------------------|------------|-------------------------|------|
| <b>Modulation</b>   | ax HE20    | <b>Test Freq. (MHz)</b> | 5200 |
| <b>Polarization</b> | Horizontal |                         |      |



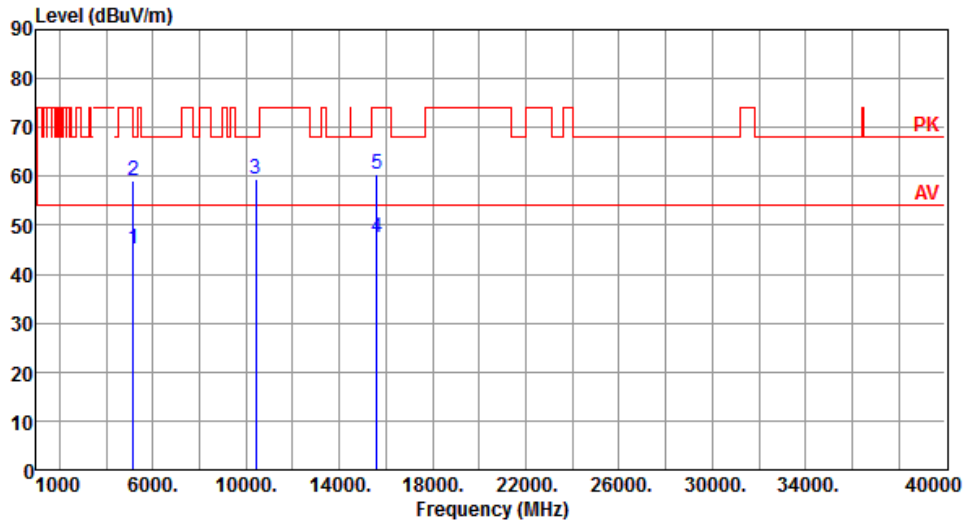
|   | Freq.<br>MHz | Emission<br>level<br>dBuV/m | Limit<br>dBuV/m | Margin<br>dB | SA<br>reading<br>dBuV | Factor<br>dB | Remark  | ANT<br>High<br>cm | Turn<br>Table<br>deg |
|---|--------------|-----------------------------|-----------------|--------------|-----------------------|--------------|---------|-------------------|----------------------|
| 1 | 5150.00      | 45.36                       | 54.00           | -8.64        | 40.72                 | 4.64         | Average | 210               | 163                  |
| 2 | 5150.00      | 59.28                       | 74.00           | -14.72       | 54.64                 | 4.64         | Peak    | 210               | 163                  |
| 3 | 10400.00     | 59.26                       | 68.20           | -8.94        | 44.96                 | 14.30        | Peak    | 100               | 31                   |
| 4 | 15600.00     | 47.44                       | 54.00           | -6.56        | 32.80                 | 14.64        | Average | 100               | 23                   |
| 5 | 15600.00     | 60.68                       | 74.00           | -13.32       | 46.04                 | 14.64        | Peak    | 100               | 23                   |

Note 1: Emission Level (dBuV/m) = SA Reading (dBuV/m) + Factor\* (dB)

\*Factor includes antenna factor , cable loss and amplifier gain

Note 2: Margin (dB) = Emission level (dBuV/m) – Limit (dBuV/m).

|                     |          |                         |      |
|---------------------|----------|-------------------------|------|
| <b>Modulation</b>   | ax HE20  | <b>Test Freq. (MHz)</b> | 5200 |
| <b>Polarization</b> | Vertical |                         |      |



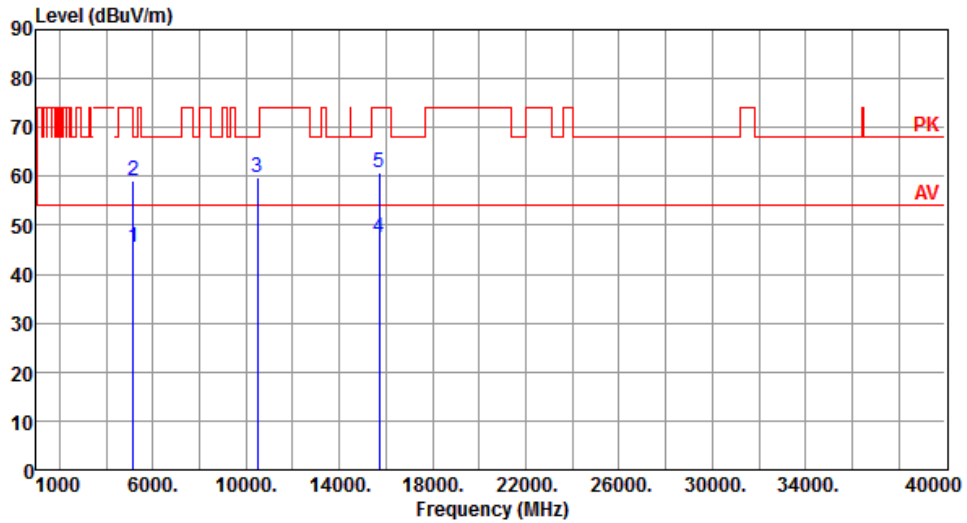
|   | Freq.<br>MHz | Emission<br>level<br>dBuV/m | Limit<br>dBuV/m | Margin<br>dB | SA<br>reading<br>dBuV | Factor<br>dB | Remark  | ANT<br>High<br>cm | Turn<br>Table<br>deg |
|---|--------------|-----------------------------|-----------------|--------------|-----------------------|--------------|---------|-------------------|----------------------|
| 1 | 5150.00      | 45.24                       | 54.00           | -8.76        | 40.60                 | 4.64         | Average | 100               | 146                  |
| 2 | 5150.00      | 59.16                       | 74.00           | -14.84       | 54.52                 | 4.64         | Peak    | 100               | 146                  |
| 3 | 10400.00     | 59.34                       | 68.20           | -8.86        | 45.04                 | 14.30        | Peak    | 100               | 57                   |
| 4 | 15600.00     | 47.54                       | 54.00           | -6.46        | 32.90                 | 14.64        | Average | 100               | 36                   |
| 5 | 15600.00     | 60.52                       | 74.00           | -13.48       | 45.88                 | 14.64        | Peak    | 100               | 36                   |

Note 1: Emission Level (dBuV/m) = SA Reading (dBuV/m) + Factor\* (dB)

\*Factor includes antenna factor , cable loss and amplifier gain

Note 2: Margin (dB) = Emission level (dBuV/m) – Limit (dBuV/m).

|                     |            |                         |      |
|---------------------|------------|-------------------------|------|
| <b>Modulation</b>   | ax HE20    | <b>Test Freq. (MHz)</b> | 5240 |
| <b>Polarization</b> | Horizontal |                         |      |



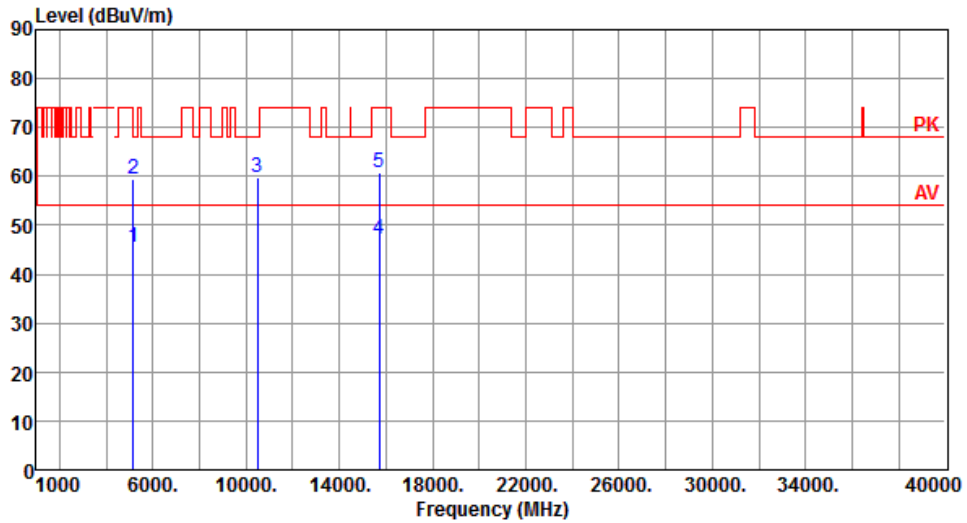
|   | Freq.<br>MHz | Emission<br>level<br>dBuV/m | Limit<br>dBuV/m | Margin<br>dB | SA<br>reading<br>dBuV | Factor<br>dB | Remark  | ANT<br>High<br>cm | Turn<br>Table<br>deg |
|---|--------------|-----------------------------|-----------------|--------------|-----------------------|--------------|---------|-------------------|----------------------|
| 1 | 5150.00      | 45.41                       | 54.00           | -8.59        | 40.77                 | 4.64         | Average | 211               | 164                  |
| 2 | 5150.00      | 59.26                       | 74.00           | -14.74       | 54.62                 | 4.64         | Peak    | 211               | 164                  |
| 3 | 10480.00     | 59.82                       | 68.20           | -8.38        | 45.36                 | 14.46        | Peak    | 100               | 39                   |
| 4 | 15720.00     | 47.54                       | 54.00           | -6.46        | 33.33                 | 14.21        | Average | 100               | 18                   |
| 5 | 15720.00     | 60.82                       | 74.00           | -13.18       | 46.61                 | 14.21        | Peak    | 100               | 18                   |

Note 1: Emission Level (dBuV/m) = SA Reading (dBuV/m) + Factor\* (dB)

\*Factor includes antenna factor , cable loss and amplifier gain

Note 2: Margin (dB) = Emission level (dBuV/m) – Limit (dBuV/m).

|                     |          |                         |      |
|---------------------|----------|-------------------------|------|
| <b>Modulation</b>   | ax HE20  | <b>Test Freq. (MHz)</b> | 5240 |
| <b>Polarization</b> | Vertical |                         |      |



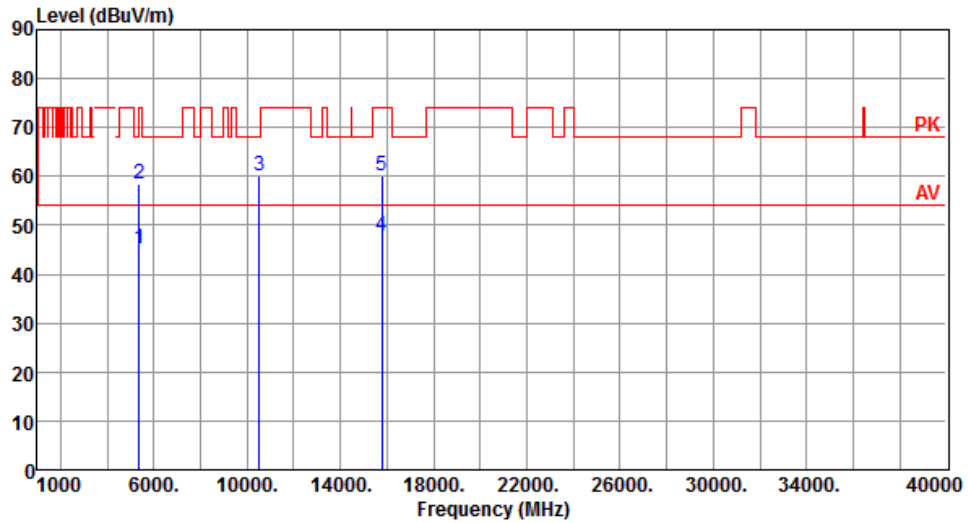
|   | Freq.<br>MHz | Emission<br>level<br>dBuV/m | Limit<br>dBuV/m | Margin<br>dB | SA<br>reading<br>dBuV | Factor<br>dB | Remark  | ANT<br>High<br>cm | Turn<br>Table<br>deg |
|---|--------------|-----------------------------|-----------------|--------------|-----------------------|--------------|---------|-------------------|----------------------|
| 1 | 5150.00      | 45.39                       | 54.00           | -8.61        | 40.75                 | 4.64         | Average | 100               | 148                  |
| 2 | 5150.00      | 59.38                       | 74.00           | -14.62       | 54.74                 | 4.64         | Peak    | 100               | 148                  |
| 3 | 10480.00     | 59.69                       | 68.20           | -8.51        | 45.23                 | 14.46        | Peak    | 100               | 47                   |
| 4 | 15720.00     | 47.26                       | 54.00           | -6.74        | 33.05                 | 14.21        | Average | 100               | 59                   |
| 5 | 15720.00     | 60.75                       | 74.00           | -13.25       | 46.54                 | 14.21        | Peak    | 100               | 59                   |

Note 1: Emission Level (dBuV/m) = SA Reading (dBuV/m) + Factor\* (dB)

\*Factor includes antenna factor , cable loss and amplifier gain

Note 2: Margin (dB) = Emission level (dBuV/m) – Limit (dBuV/m).

|                     |            |                         |      |
|---------------------|------------|-------------------------|------|
| <b>Modulation</b>   | ax HE20    | <b>Test Freq. (MHz)</b> | 5260 |
| <b>Polarization</b> | Horizontal |                         |      |



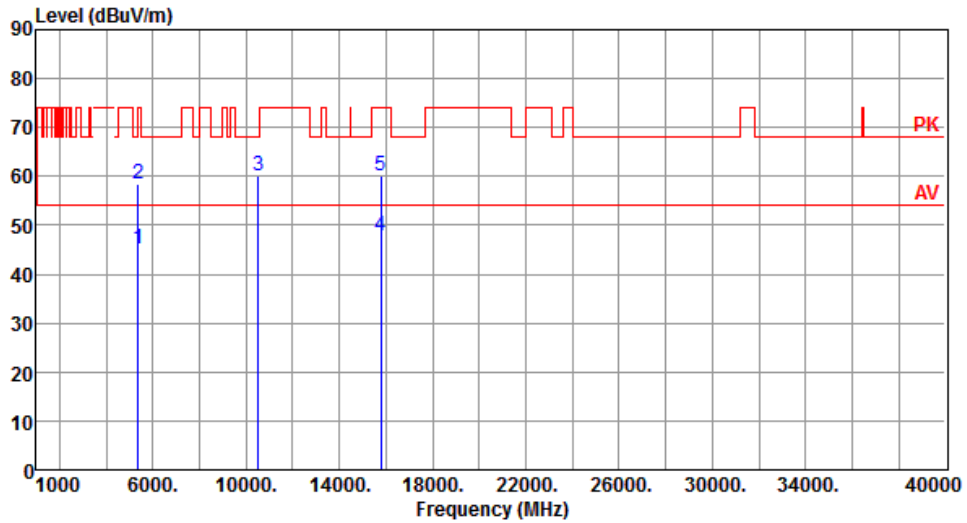
|   | Freq.<br>MHz | Emission<br>level<br>dBuV/m | Limit<br>dBuV/m | Margin<br>dB | SA<br>reading<br>dBuV | Factor<br>dB | Remark  | ANT<br>High<br>cm | Turn<br>Table<br>deg |
|---|--------------|-----------------------------|-----------------|--------------|-----------------------|--------------|---------|-------------------|----------------------|
| 1 | 5350.00      | 45.26                       | 54.00           | -8.74        | 41.32                 | 3.94         | Average | 208               | 162                  |
| 2 | 5350.00      | 58.61                       | 74.00           | -15.39       | 54.67                 | 3.94         | Peak    | 208               | 162                  |
| 3 | 10520.00     | 60.14                       | 68.20           | -8.06        | 45.68                 | 14.46        | Peak    | 100               | 47                   |
| 4 | 15780.00     | 47.91                       | 54.00           | -6.09        | 33.73                 | 14.18        | Average | 100               | 25                   |
| 5 | 15780.00     | 60.15                       | 74.00           | -13.85       | 45.97                 | 14.18        | Peak    | 100               | 25                   |

Note 1: Emission Level (dBuV/m) = SA Reading (dBuV/m) + Factor\* (dB)

\*Factor includes antenna factor , cable loss and amplifier gain

Note 2: Margin (dB) = Emission level (dBuV/m) – Limit (dBuV/m).

|                     |          |                         |      |
|---------------------|----------|-------------------------|------|
| <b>Modulation</b>   | ax HE20  | <b>Test Freq. (MHz)</b> | 5260 |
| <b>Polarization</b> | Vertical |                         |      |



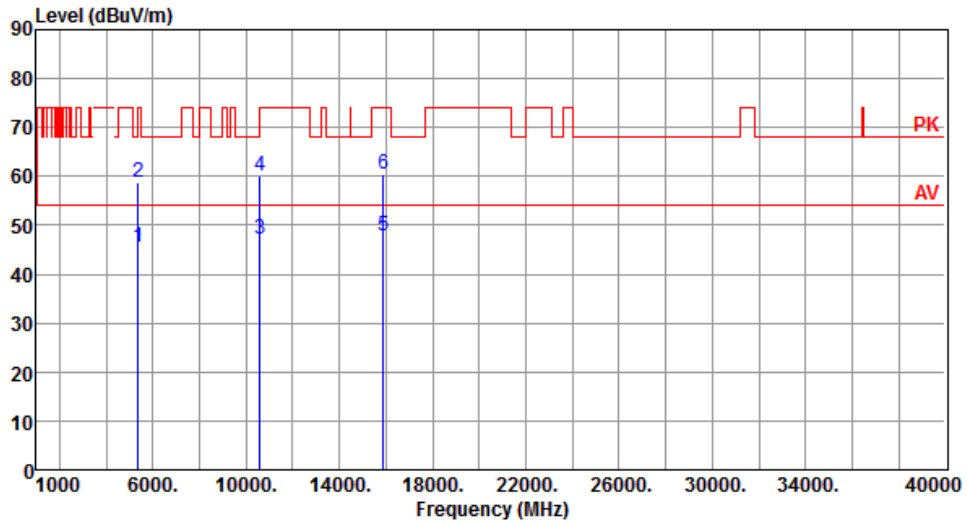
|   | Freq.<br>MHz | Emission<br>level<br>dBuV/m | Limit<br>dBuV/m | Margin<br>dB | SA<br>reading<br>dBuV | Factor<br>dB | Remark  | ANT<br>High<br>cm | Turn<br>Table<br>deg |
|---|--------------|-----------------------------|-----------------|--------------|-----------------------|--------------|---------|-------------------|----------------------|
| 1 | 5350.00      | 45.20                       | 54.00           | -8.80        | 41.26                 | 3.94         | Average | 105               | 139                  |
| 2 | 5350.00      | 58.56                       | 74.00           | -15.44       | 54.62                 | 3.94         | Peak    | 105               | 139                  |
| 3 | 10520.00     | 60.05                       | 68.20           | -8.15        | 45.59                 | 14.46        | Peak    | 100               | 69                   |
| 4 | 15780.00     | 47.88                       | 54.00           | -6.12        | 33.70                 | 14.18        | Average | 100               | 52                   |
| 5 | 15780.00     | 60.13                       | 74.00           | -13.87       | 45.95                 | 14.18        | Peak    | 100               | 52                   |

Note 1: Emission Level (dBuV/m) = SA Reading (dBuV/m) + Factor\* (dB)

\*Factor includes antenna factor , cable loss and amplifier gain

Note 2: Margin (dB) = Emission level (dBuV/m) – Limit (dBuV/m).

|                     |            |                         |      |
|---------------------|------------|-------------------------|------|
| <b>Modulation</b>   | ax HE20    | <b>Test Freq. (MHz)</b> | 5300 |
| <b>Polarization</b> | Horizontal |                         |      |



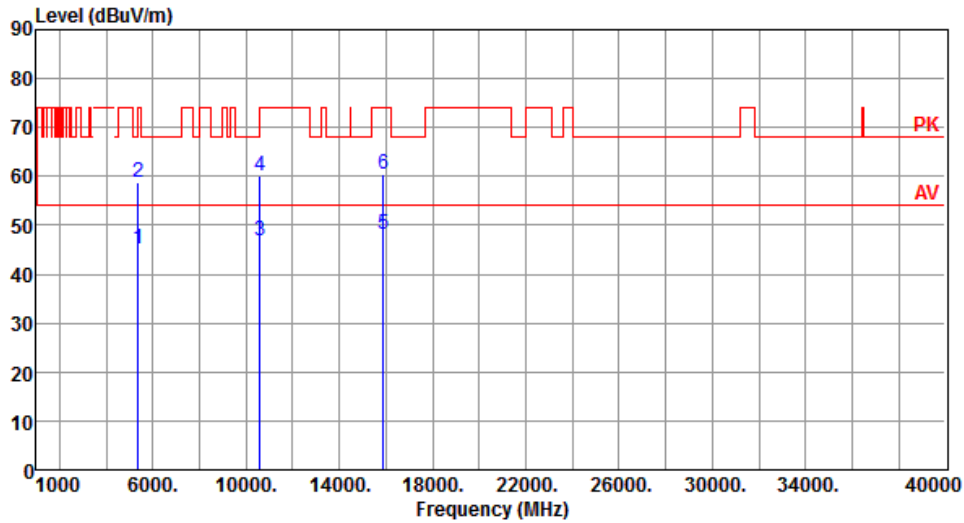
|   | Freq.<br>MHz | Emission<br>level<br>dBuV/m | Limit<br>dBuV/m | Margin<br>dB | SA<br>reading<br>dBuV | Factor<br>dB | Remark  | ANT<br>High<br>cm | Turn<br>Table<br>deg |
|---|--------------|-----------------------------|-----------------|--------------|-----------------------|--------------|---------|-------------------|----------------------|
| 1 | 5350.00      | 45.39                       | 54.00           | -8.61        | 41.45                 | 3.94         | Average | 195               | 163                  |
| 2 | 5350.00      | 58.82                       | 74.00           | -15.18       | 54.88                 | 3.94         | Peak    | 195               | 163                  |
| 3 | 10600.00     | 47.01                       | 54.00           | -6.99        | 32.73                 | 14.28        | Average | 100               | 61                   |
| 4 | 10600.00     | 60.24                       | 74.00           | -13.76       | 45.96                 | 14.28        | Peak    | 100               | 61                   |
| 5 | 15900.00     | 47.95                       | 54.00           | -6.05        | 33.70                 | 14.25        | Average | 100               | 14                   |
| 6 | 15900.00     | 60.28                       | 74.00           | -13.72       | 46.03                 | 14.25        | Peak    | 100               | 14                   |

Note 1: Emission Level (dBuV/m) = SA Reading (dBuV/m) + Factor\* (dB)

\*Factor includes antenna factor , cable loss and amplifier gain

Note 2: Margin (dB) = Emission level (dBuV/m) – Limit (dBuV/m).

|                     |          |                         |      |
|---------------------|----------|-------------------------|------|
| <b>Modulation</b>   | ax HE20  | <b>Test Freq. (MHz)</b> | 5300 |
| <b>Polarization</b> | Vertical |                         |      |



|   | Freq.<br>MHz | Emission<br>level<br>dBuV/m | Limit<br>dBuV/m | Margin<br>dB | SA<br>reading<br>dBuV | Factor<br>dB | Remark  | ANT<br>High<br>cm | Turn<br>Table<br>deg |
|---|--------------|-----------------------------|-----------------|--------------|-----------------------|--------------|---------|-------------------|----------------------|
| 1 | 5350.00      | 45.22                       | 54.00           | -8.78        | 41.28                 | 3.94         | Average | 110               | 142                  |
| 2 | 5350.00      | 58.74                       | 74.00           | -15.26       | 54.80                 | 3.94         | Peak    | 110               | 142                  |
| 3 | 10600.00     | 46.95                       | 54.00           | -7.05        | 32.67                 | 14.28        | Average | 100               | 58                   |
| 4 | 10600.00     | 60.17                       | 74.00           | -13.83       | 45.89                 | 14.28        | Peak    | 100               | 58                   |
| 5 | 15900.00     | 48.14                       | 54.00           | -5.86        | 33.89                 | 14.25        | Average | 100               | 29                   |
| 6 | 15900.00     | 60.35                       | 74.00           | -13.65       | 46.10                 | 14.25        | Peak    | 100               | 29                   |

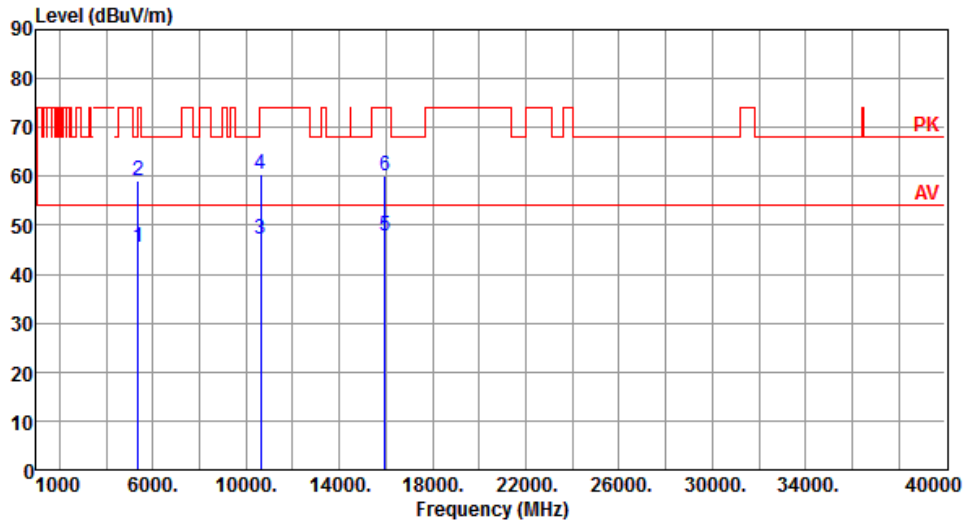
Note 1: Emission Level (dBuV/m) = SA Reading (dBuV/m) + Factor\* (dB)

\*Factor includes antenna factor , cable loss and amplifier gain

Note 2: Margin (dB) = Emission level (dBuV/m) – Limit (dBuV/m).



|                     |            |                         |      |
|---------------------|------------|-------------------------|------|
| <b>Modulation</b>   | ax HE20    | <b>Test Freq. (MHz)</b> | 5320 |
| <b>Polarization</b> | Horizontal |                         |      |



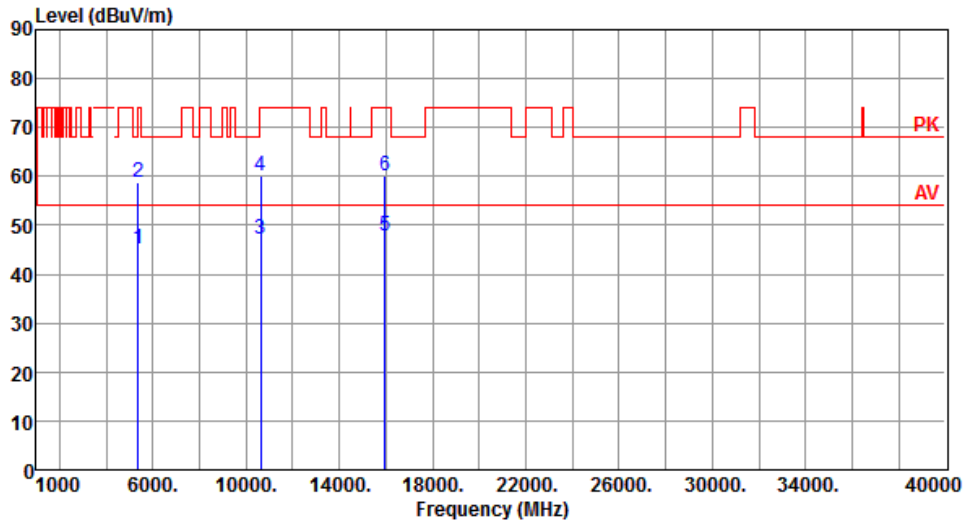
|   | Freq.<br>MHz | Emission<br>level<br>dBuV/m | Limit<br>dBuV/m | Margin<br>dB | SA<br>reading<br>dBuV | Factor<br>dB | Remark  | ANT<br>High<br>cm | Turn<br>Table<br>deg |
|---|--------------|-----------------------------|-----------------|--------------|-----------------------|--------------|---------|-------------------|----------------------|
| 1 | 5350.00      | 45.41                       | 54.00           | -8.59        | 41.47                 | 3.94         | Average | 206               | 160                  |
| 2 | 5350.00      | 58.96                       | 74.00           | -15.04       | 55.02                 | 3.94         | Peak    | 206               | 160                  |
| 3 | 10640.00     | 47.15                       | 54.00           | -6.85        | 32.77                 | 14.38        | Average | 100               | 82                   |
| 4 | 10640.00     | 60.31                       | 74.00           | -13.69       | 45.93                 | 14.38        | Peak    | 100               | 82                   |
| 5 | 15960.00     | 47.82                       | 54.00           | -6.18        | 33.60                 | 14.22        | Average | 100               | 45                   |
| 6 | 15960.00     | 60.16                       | 74.00           | -13.84       | 45.94                 | 14.22        | Peak    | 100               | 45                   |

Note 1: Emission Level (dBuV/m) = SA Reading (dBuV/m) + Factor\* (dB)

\*Factor includes antenna factor , cable loss and amplifier gain

Note 2: Margin (dB) = Emission level (dBuV/m) – Limit (dBuV/m).

|                     |          |                         |      |
|---------------------|----------|-------------------------|------|
| <b>Modulation</b>   | ax HE20  | <b>Test Freq. (MHz)</b> | 5320 |
| <b>Polarization</b> | Vertical |                         |      |



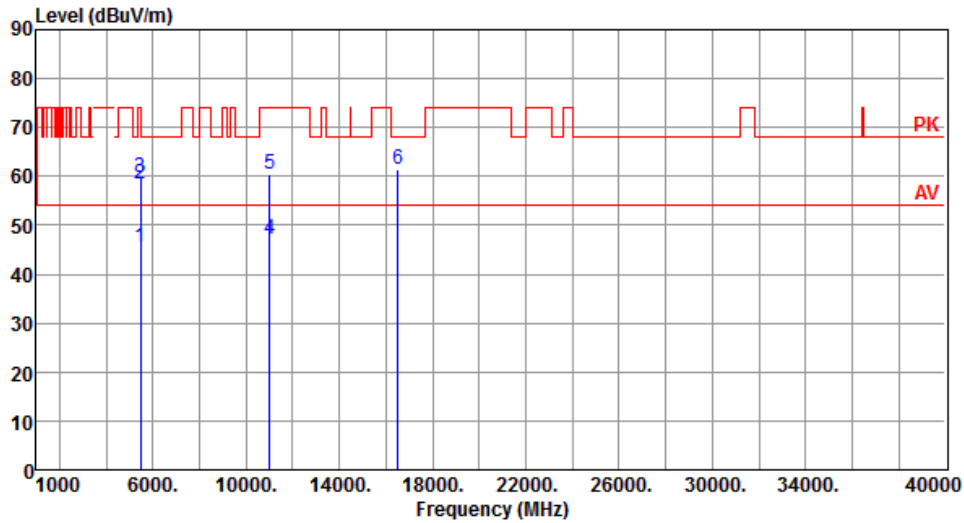
|   | Freq.<br>MHz | Emission<br>level<br>dBuV/m | Limit<br>dBuV/m | Margin<br>dB | SA<br>reading<br>dBuV | Factor<br>dB | Remark  | ANT<br>High<br>cm | Turn<br>Table<br>deg |
|---|--------------|-----------------------------|-----------------|--------------|-----------------------|--------------|---------|-------------------|----------------------|
| 1 | 5350.00      | 45.23                       | 54.00           | -8.77        | 41.29                 | 3.94         | Average | 100               | 146                  |
| 2 | 5350.00      | 58.79                       | 74.00           | -15.21       | 54.85                 | 3.94         | Peak    | 100               | 146                  |
| 3 | 10640.00     | 47.06                       | 54.00           | -6.94        | 32.68                 | 14.38        | Average | 100               | 71                   |
| 4 | 10640.00     | 60.25                       | 74.00           | -13.75       | 45.87                 | 14.38        | Peak    | 100               | 71                   |
| 5 | 15960.00     | 47.75                       | 54.00           | -6.25        | 33.53                 | 14.22        | Average | 100               | 53                   |
| 6 | 15960.00     | 60.05                       | 74.00           | -13.95       | 45.83                 | 14.22        | Peak    | 100               | 53                   |

Note 1: Emission Level (dBuV/m) = SA Reading (dBuV/m) + Factor\* (dB)

\*Factor includes antenna factor , cable loss and amplifier gain

Note 2: Margin (dB) = Emission level (dBuV/m) – Limit (dBuV/m).

|                     |            |                         |      |
|---------------------|------------|-------------------------|------|
| <b>Modulation</b>   | ax HE20    | <b>Test Freq. (MHz)</b> | 5500 |
| <b>Polarization</b> | Horizontal |                         |      |



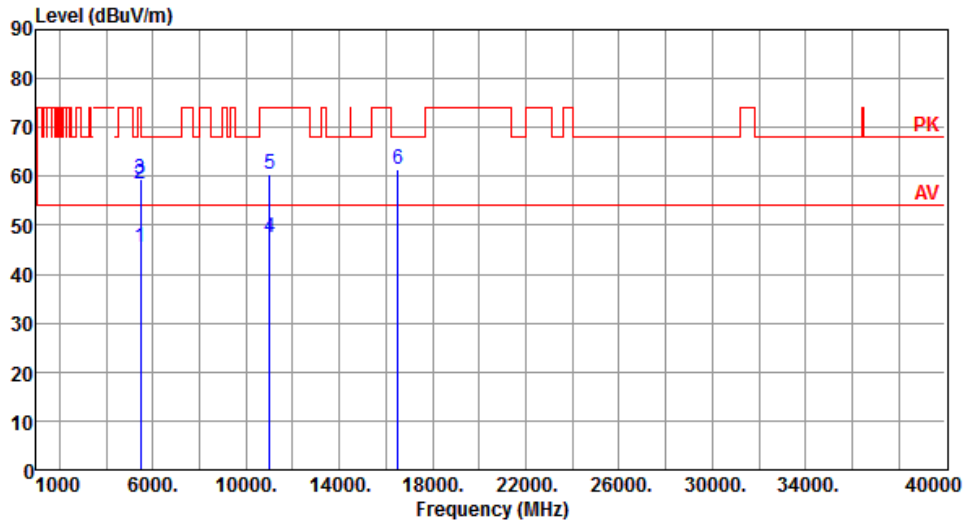
|   | Freq.<br>MHz | Emission<br>level<br>dBuV/m | Limit<br>dBuV/m | Margin<br>dB | SA<br>reading<br>dBuV | Factor<br>dB | Remark  | ANT<br>High<br>cm | Turn<br>Table<br>deg |
|---|--------------|-----------------------------|-----------------|--------------|-----------------------|--------------|---------|-------------------|----------------------|
| 1 | 5460.00      | 45.61                       | 54.00           | -8.39        | 41.16                 | 4.45         | Average | 208               | 144                  |
| 2 | 5460.00      | 58.39                       | 74.00           | -15.61       | 53.94                 | 4.45         | Peak    | 208               | 144                  |
| 3 | 5470.00      | 59.63                       | 68.20           | -8.57        | 55.13                 | 4.50         | Peak    | 208               | 144                  |
| 4 | 11000.00     | 47.26                       | 54.00           | -6.74        | 32.38                 | 14.88        | Average | 100               | 51                   |
| 5 | 11000.00     | 60.45                       | 74.00           | -13.55       | 45.57                 | 14.88        | Peak    | 100               | 51                   |
| 6 | 16500.00     | 61.42                       | 68.20           | -6.78        | 45.23                 | 16.19        | Peak    | 100               | 78                   |

Note 1: Emission Level (dBuV/m) = SA Reading (dBuV/m) + Factor\* (dB)

\*Factor includes antenna factor , cable loss and amplifier gain

Note 2: Margin (dB) = Emission level (dBuV/m) – Limit (dBuV/m).

|                     |          |                         |      |
|---------------------|----------|-------------------------|------|
| <b>Modulation</b>   | ax HE20  | <b>Test Freq. (MHz)</b> | 5500 |
| <b>Polarization</b> | Vertical |                         |      |



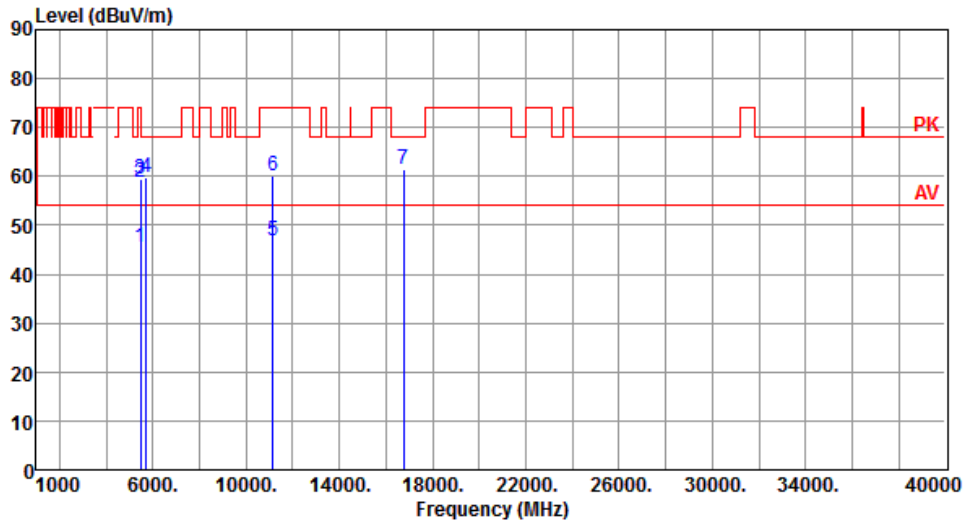
|   | Freq.<br>MHz | Emission<br>level<br>dBuV/m | Limit<br>dBuV/m | Margin<br>dB | SA<br>reading<br>dBuV | Factor<br>dB | Remark  | ANT<br>High<br>cm | Turn<br>Table<br>deg |
|---|--------------|-----------------------------|-----------------|--------------|-----------------------|--------------|---------|-------------------|----------------------|
| 1 | 5460.00      | 45.59                       | 54.00           | -8.41        | 41.14                 | 4.45         | Average | 100               | 161                  |
| 2 | 5460.00      | 58.31                       | 74.00           | -15.69       | 53.86                 | 4.45         | Peak    | 100               | 161                  |
| 3 | 5470.00      | 59.44                       | 68.20           | -8.76        | 54.94                 | 4.50         | Peak    | 100               | 161                  |
| 4 | 11000.00     | 47.42                       | 54.00           | -6.58        | 32.54                 | 14.88        | Average | 100               | 55                   |
| 5 | 11000.00     | 60.51                       | 74.00           | -13.49       | 45.63                 | 14.88        | Peak    | 100               | 55                   |
| 6 | 16500.00     | 61.35                       | 68.20           | -6.85        | 45.16                 | 16.19        | Peak    | 100               | 22                   |

Note 1: Emission Level (dBuV/m) = SA Reading (dBuV/m) + Factor\* (dB)

\*Factor includes antenna factor , cable loss and amplifier gain

Note 2: Margin (dB) = Emission level (dBuV/m) – Limit (dBuV/m).

|                     |            |                         |      |
|---------------------|------------|-------------------------|------|
| <b>Modulation</b>   | ax HE20    | <b>Test Freq. (MHz)</b> | 5580 |
| <b>Polarization</b> | Horizontal |                         |      |



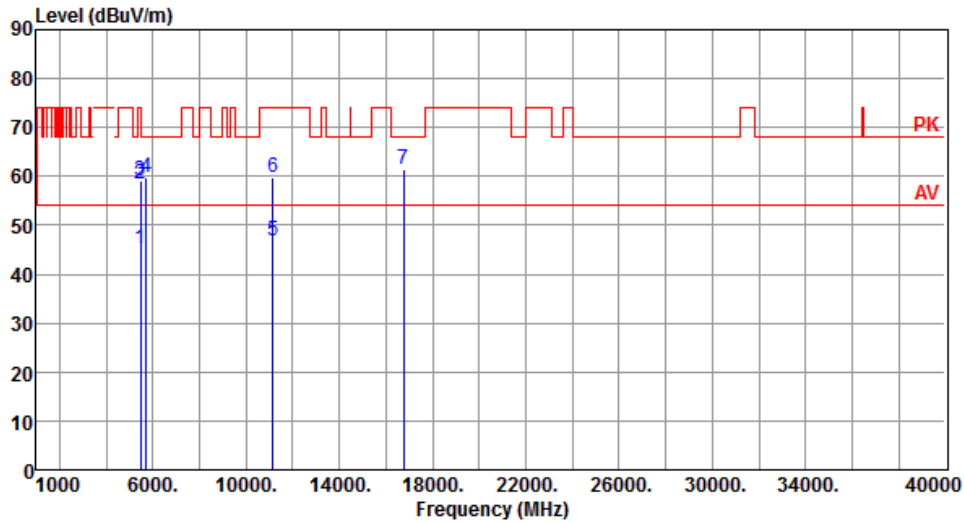
|   | Freq.<br>MHz | Emission<br>level<br>dBuV/m | Limit<br>dBuV/m | Margin<br>dB | SA<br>reading<br>dBuV | Factor<br>dB | Remark  | ANT<br>High<br>cm | Turn<br>Table<br>deg |
|---|--------------|-----------------------------|-----------------|--------------|-----------------------|--------------|---------|-------------------|----------------------|
| 1 | 5460.00      | 45.39                       | 54.00           | -8.61        | 40.94                 | 4.45         | Average | 208               | 142                  |
| 2 | 5460.00      | 58.65                       | 74.00           | -15.35       | 54.20                 | 4.45         | Peak    | 208               | 142                  |
| 3 | 5470.00      | 59.29                       | 68.20           | -8.91        | 54.79                 | 4.50         | Peak    | 208               | 142                  |
| 4 | 5725.00      | 59.77                       | 68.20           | -8.43        | 54.92                 | 4.85         | Peak    | 208               | 142                  |
| 5 | 11160.00     | 46.72                       | 54.00           | -7.28        | 32.34                 | 14.38        | Average | 100               | 53                   |
| 6 | 11160.00     | 60.04                       | 74.00           | -13.96       | 45.66                 | 14.38        | Peak    | 100               | 53                   |
| 7 | 16740.00     | 61.59                       | 68.20           | -6.61        | 44.12                 | 17.47        | Peak    | 100               | 62                   |

Note 1: Emission Level (dBuV/m) = SA Reading (dBuV/m) + Factor\* (dB)

\*Factor includes antenna factor , cable loss and amplifier gain

Note 2: Margin (dB) = Emission level (dBuV/m) – Limit (dBuV/m).

|                     |          |                         |      |
|---------------------|----------|-------------------------|------|
| <b>Modulation</b>   | ax HE20  | <b>Test Freq. (MHz)</b> | 5580 |
| <b>Polarization</b> | Vertical |                         |      |



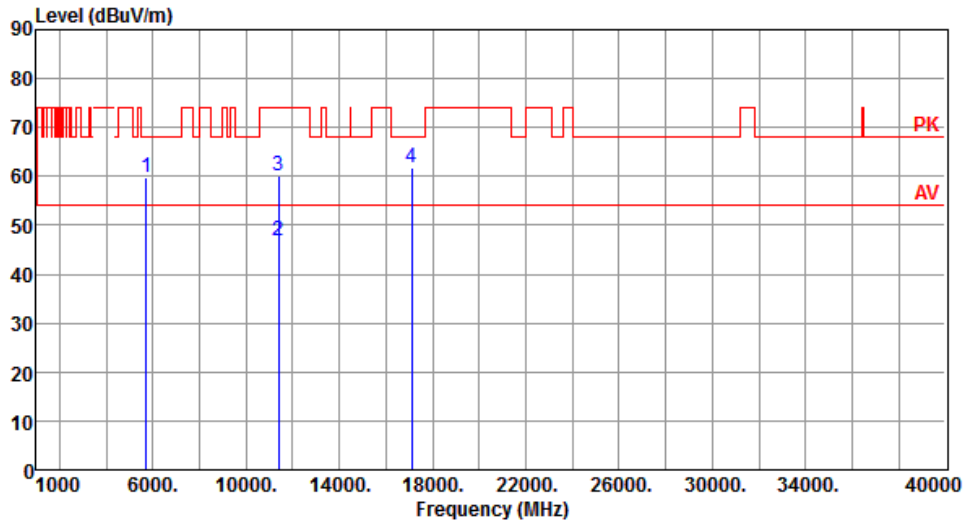
|   | Freq.<br>MHz | Emission<br>level<br>dBuV/m | Limit<br>dBuV/m | Margin<br>dB | SA<br>reading<br>dBuV | Factor<br>dB | Remark  | ANT<br>High<br>cm | Turn<br>Table<br>deg |
|---|--------------|-----------------------------|-----------------|--------------|-----------------------|--------------|---------|-------------------|----------------------|
| 1 | 5460.00      | 45.26                       | 54.00           | -8.74        | 40.81                 | 4.45         | Average | 100               | 152                  |
| 2 | 5460.00      | 58.51                       | 74.00           | -15.49       | 54.06                 | 4.45         | Peak    | 100               | 152                  |
| 3 | 5470.00      | 59.15                       | 68.20           | -9.05        | 54.65                 | 4.50         | Peak    | 100               | 152                  |
| 4 | 5725.00      | 59.68                       | 68.20           | -8.52        | 54.83                 | 4.85         | Peak    | 100               | 152                  |
| 5 | 11160.00     | 46.69                       | 54.00           | -7.31        | 32.31                 | 14.38        | Average | 100               | 48                   |
| 6 | 11160.00     | 59.92                       | 74.00           | -14.08       | 45.54                 | 14.38        | Peak    | 100               | 48                   |
| 7 | 16740.00     | 61.42                       | 68.20           | -6.78        | 43.95                 | 17.47        | Peak    | 100               | 14                   |

Note 1: Emission Level (dBuV/m) = SA Reading (dBuV/m) + Factor\* (dB)

\*Factor includes antenna factor , cable loss and amplifier gain

Note 2: Margin (dB) = Emission level (dBuV/m) – Limit (dBuV/m).

|                     |            |                         |      |
|---------------------|------------|-------------------------|------|
| <b>Modulation</b>   | ax HE20    | <b>Test Freq. (MHz)</b> | 5700 |
| <b>Polarization</b> | Horizontal |                         |      |



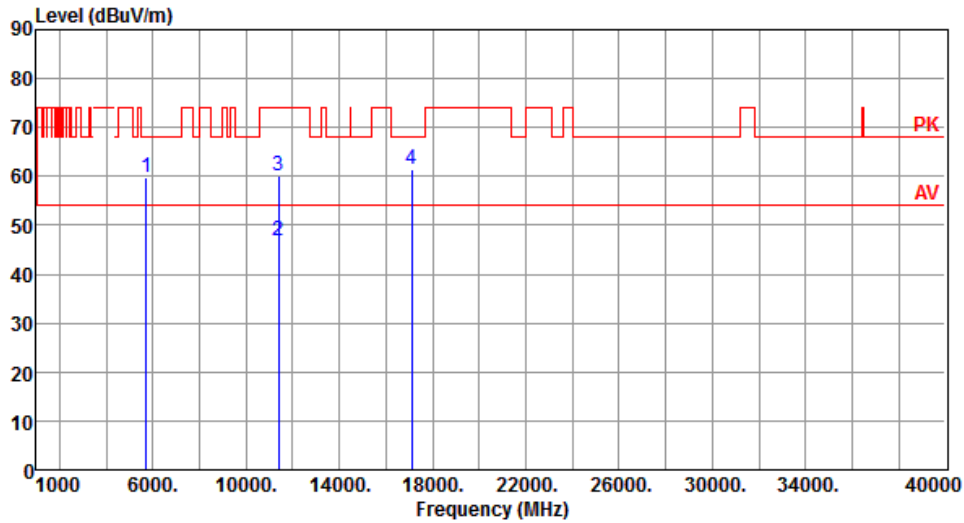
|   | Freq.<br>MHz | Emission<br>level<br>dBuV/m | Limit<br>dBuV/m | Margin<br>dB | SA<br>reading<br>dBuV | Factor<br>dB | Remark  | ANT<br>High<br>cm | Turn<br>Table<br>deg |
|---|--------------|-----------------------------|-----------------|--------------|-----------------------|--------------|---------|-------------------|----------------------|
| 1 | 5725.00      | 59.81                       | 68.20           | -8.39        | 54.96                 | 4.85         | Peak    | 205               | 158                  |
| 2 | 11400.00     | 46.91                       | 54.00           | -7.09        | 32.23                 | 14.68        | Average | 100               | 62                   |
| 3 | 11400.00     | 60.25                       | 74.00           | -13.75       | 45.57                 | 14.68        | Peak    | 100               | 62                   |
| 4 | 17100.00     | 61.65                       | 68.20           | -6.55        | 43.97                 | 17.68        | Peak    | 100               | 58                   |

Note 1: Emission Level (dBuV/m) = SA Reading (dBuV/m) + Factor\* (dB)

\*Factor includes antenna factor , cable loss and amplifier gain

Note 2: Margin (dB) = Emission level (dBuV/m) – Limit (dBuV/m).

|                     |          |                         |      |
|---------------------|----------|-------------------------|------|
| <b>Modulation</b>   | ax HE20  | <b>Test Freq. (MHz)</b> | 5700 |
| <b>Polarization</b> | Vertical |                         |      |



|   | Freq.<br>MHz | Emission<br>level<br>dBuV/m | Limit<br>dBuV/m | Margin<br>dB | SA<br>reading<br>dBuV | Factor<br>dB | Remark  | ANT<br>High<br>cm | Turn<br>Table<br>deg |
|---|--------------|-----------------------------|-----------------|--------------|-----------------------|--------------|---------|-------------------|----------------------|
| 1 | 5725.00      | 59.74                       | 68.20           | -8.46        | 54.89                 | 4.85         | Peak    | 100               | 146                  |
| 2 | 11400.00     | 46.88                       | 54.00           | -7.12        | 32.20                 | 14.68        | Average | 100               | 52                   |
| 3 | 11400.00     | 60.12                       | 74.00           | -13.88       | 45.44                 | 14.68        | Peak    | 100               | 52                   |
| 4 | 17100.00     | 61.52                       | 68.20           | -6.68        | 43.84                 | 17.68        | Peak    | 100               | 33                   |

Note 1: Emission Level (dBuV/m) = SA Reading (dBuV/m) + Factor\* (dB)

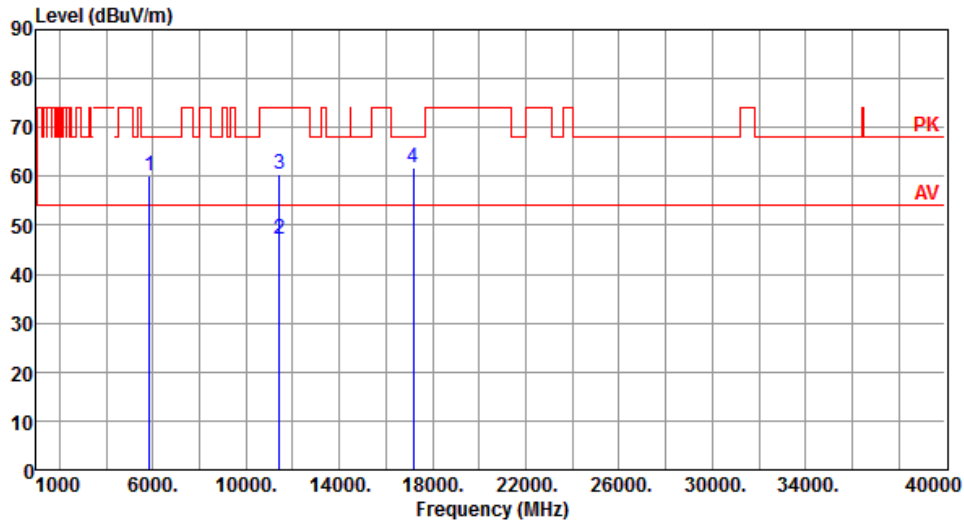
\*Factor includes antenna factor , cable loss and amplifier gain

Note 2: Margin (dB) = Emission level (dBuV/m) – Limit (dBuV/m).



|                   |         |                         |      |
|-------------------|---------|-------------------------|------|
| <b>Modulation</b> | ax HE20 | <b>Test Freq. (MHz)</b> | 5720 |
|-------------------|---------|-------------------------|------|

|                     |            |
|---------------------|------------|
| <b>Polarization</b> | Horizontal |
|---------------------|------------|



|   | Freq.<br>MHz | Emission<br>level<br>dBuV/m | Limit<br>dBuV/m | Margin<br>dB | SA<br>reading<br>dBuV | Factor<br>dB | Remark  | ANT<br>High<br>cm | Turn<br>Table<br>deg |
|---|--------------|-----------------------------|-----------------|--------------|-----------------------|--------------|---------|-------------------|----------------------|
| 1 | 5850.00      | 60.19                       | 68.20           | -8.01        | 54.74                 | 5.45         | Peak    | 224               | 141                  |
| 2 | 11440.00     | 47.22                       | 54.00           | -6.78        | 32.56                 | 14.66        | Average | 100               | 21                   |
| 3 | 11440.00     | 60.36                       | 74.00           | -13.64       | 45.70                 | 14.66        | Peak    | 100               | 21                   |
| 4 | 17160.00     | 61.92                       | 68.20           | -6.28        | 44.27                 | 17.65        | Peak    | 100               | 54                   |

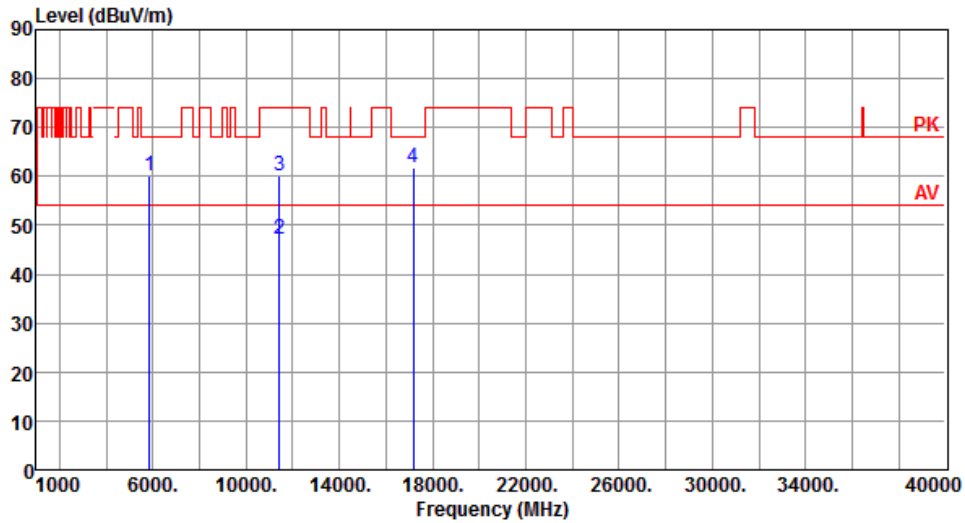
Note 1: Emission Level (dBuV/m) = SA Reading (dBuV/m) + Factor\* (dB)

\*Factor includes antenna factor , cable loss and amplifier gain

Note 2: Margin (dB) = Emission level (dBuV/m) – Limit (dBuV/m).

|                   |         |                         |      |
|-------------------|---------|-------------------------|------|
| <b>Modulation</b> | ax HE20 | <b>Test Freq. (MHz)</b> | 5720 |
|-------------------|---------|-------------------------|------|

|                     |          |
|---------------------|----------|
| <b>Polarization</b> | Vertical |
|---------------------|----------|



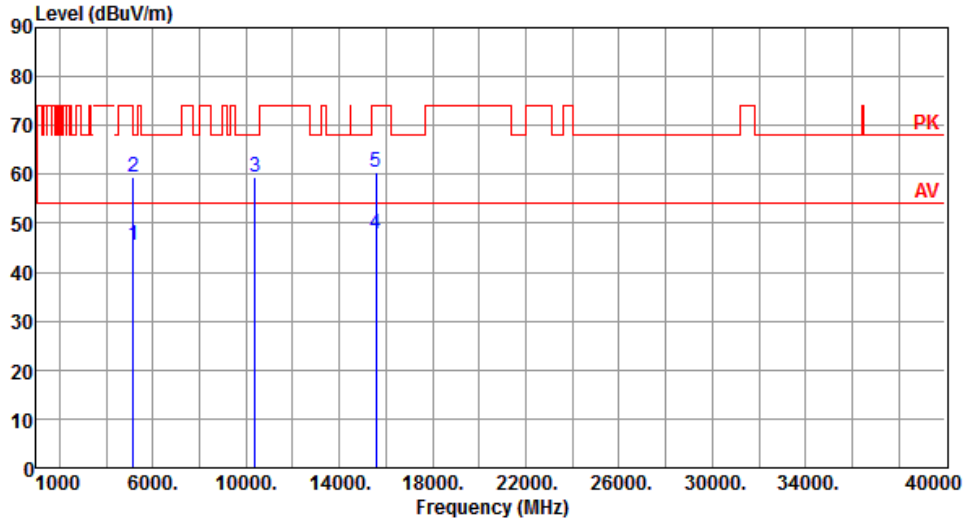
|   | Freq.<br>MHz | Emission<br>level<br>dBuV/m | Limit<br>dBuV/m | Margin<br>dB | SA<br>reading<br>dBuV | Factor<br>dB | Remark  | ANT<br>High<br>cm | Turn<br>Table<br>deg |
|---|--------------|-----------------------------|-----------------|--------------|-----------------------|--------------|---------|-------------------|----------------------|
| 1 | 5850.00      | 60.04                       | 68.20           | -8.16        | 54.59                 | 5.45         | Peak    | 100               | 155                  |
| 2 | 11440.00     | 47.14                       | 54.00           | -6.86        | 32.48                 | 14.66        | Average | 100               | 25                   |
| 3 | 11440.00     | 60.25                       | 74.00           | -13.75       | 45.59                 | 14.66        | Peak    | 100               | 25                   |
| 4 | 17160.00     | 61.77                       | 68.20           | -6.43        | 44.12                 | 17.65        | Peak    | 100               | 93                   |

Note 1: Emission Level (dBuV/m) = SA Reading (dBuV/m) + Factor\* (dB)

\*Factor includes antenna factor , cable loss and amplifier gain

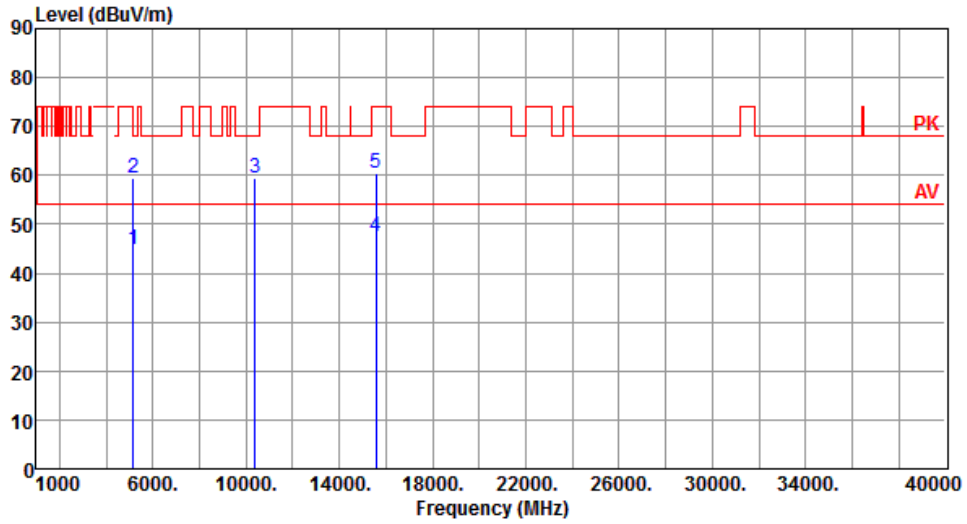
Note 2: Margin (dB) = Emission level (dBuV/m) – Limit (dBuV/m).

### 3.5.10 Transmitter Radiated Unwanted Emissions (Above 1GHz) for ax HE40

| Modulation  | ax HE40      | Test Freq. (MHz)            | 5190            |              |                       |              |         |                   |                      |
|---|--------------|-----------------------------|-----------------|--------------|-----------------------|--------------|---------|-------------------|----------------------|
| Polarization  | Horizontal   |                             |                 |              |                       |              |         |                   |                      |
|  |              |                             |                 |              |                       |              |         |                   |                      |
|   | Freq.<br>MHz | Emission<br>level<br>dBUV/m | Limit<br>dBUV/m | Margin<br>dB | SA<br>reading<br>dBUV | Factor<br>dB | Remark  | ANT<br>High<br>cm | Turn<br>Table<br>deg |
| 1   | 5150.00      | 45.62                       | 54.00           | -8.38        | 40.98                 | 4.64         | Average | 222               | 116                  |
| 2   | 5150.00      | 59.49                       | 74.00           | -14.51       | 54.85                 | 4.64         | Peak    | 222               | 116                  |
| 3   | 10380.00     | 59.36                       | 68.20           | -8.84        | 45.12                 | 14.24        | Peak    | 100               | 22                   |
| 4   | 15570.00     | 47.68                       | 54.00           | -6.32        | 32.90                 | 14.78        | Average | 100               | 45                   |
| 5   | 15570.00     | 60.59                       | 74.00           | -13.41       | 45.81                 | 14.78        | Peak    | 100               | 45                   |

Note 1: Emission Level (dBUV/m) = SA Reading (dBUV/m) + Factor\* (dB)  
 \*Factor includes antenna factor , cable loss and amplifier gain  
 Note 2: Margin (dB) = Emission level (dBUV/m) – Limit (dBUV/m).

|                     |          |                         |      |
|---------------------|----------|-------------------------|------|
| <b>Modulation</b>   | ax HE40  | <b>Test Freq. (MHz)</b> | 5190 |
| <b>Polarization</b> | Vertical |                         |      |



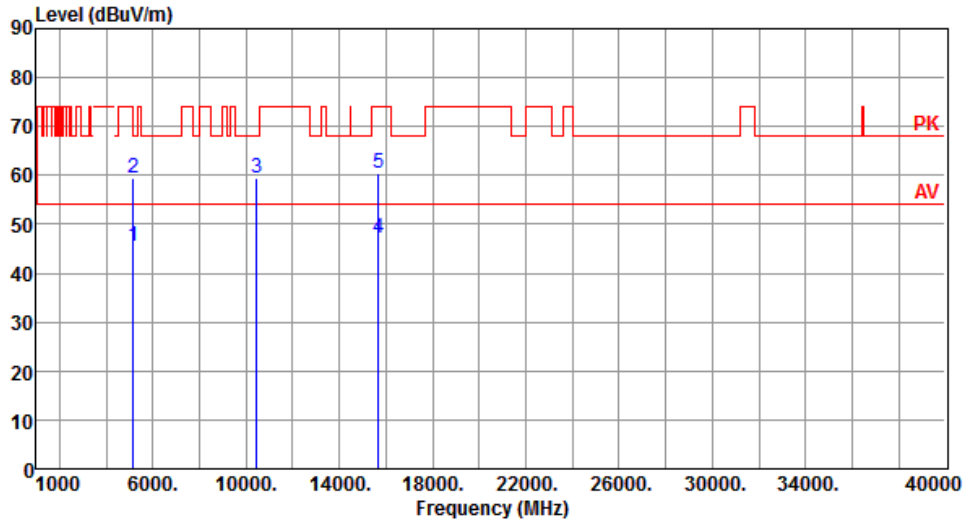
|   | Freq.<br>MHz | Emission<br>level<br>dBuV/m | Limit<br>dBuV/m | Margin<br>dB | SA<br>reading<br>dBuV | Factor<br>dB | Remark  | ANT<br>High<br>cm | Turn<br>Table<br>deg |
|---|--------------|-----------------------------|-----------------|--------------|-----------------------|--------------|---------|-------------------|----------------------|
| 1 | 5150.00      | 44.77                       | 54.00           | -9.23        | 40.13                 | 4.64         | Average | 100               | 141                  |
| 2 | 5150.00      | 59.31                       | 74.00           | -14.69       | 54.67                 | 4.64         | Peak    | 100               | 141                  |
| 3 | 10380.00     | 59.29                       | 68.20           | -8.91        | 45.05                 | 14.24        | Peak    | 100               | 35                   |
| 4 | 15570.00     | 47.52                       | 54.00           | -6.48        | 32.74                 | 14.78        | Average | 100               | 39                   |
| 5 | 15570.00     | 60.48                       | 74.00           | -13.52       | 45.70                 | 14.78        | Peak    | 100               | 39                   |

Note 1: Emission Level (dBuV/m) = SA Reading (dBuV/m) + Factor\* (dB)

\*Factor includes antenna factor , cable loss and amplifier gain

Note 2: Margin (dB) = Emission level (dBuV/m) – Limit (dBuV/m).

|                     |            |                         |      |
|---------------------|------------|-------------------------|------|
| <b>Modulation</b>   | ax HE40    | <b>Test Freq. (MHz)</b> | 5230 |
| <b>Polarization</b> | Horizontal |                         |      |



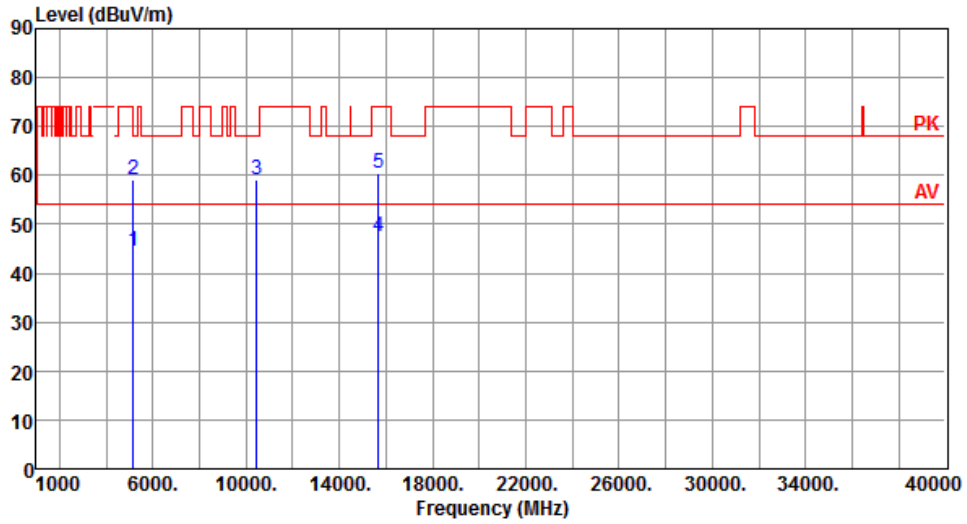
|   | Freq.<br>MHz | Emission<br>level<br>dBuV/m | Limit<br>dBuV/m | Margin<br>dB | SA<br>reading<br>dBuV | Factor<br>dB | Remark  | ANT<br>High<br>cm | Turn<br>Table<br>deg |
|---|--------------|-----------------------------|-----------------|--------------|-----------------------|--------------|---------|-------------------|----------------------|
| 1 | 5150.00      | 45.59                       | 54.00           | -8.41        | 40.95                 | 4.64         | Average | 222               | 115                  |
| 2 | 5150.00      | 59.38                       | 74.00           | -14.62       | 54.74                 | 4.64         | Peak    | 222               | 115                  |
| 3 | 10460.00     | 59.41                       | 68.20           | -8.79        | 44.99                 | 14.42        | Peak    | 100               | 25                   |
| 4 | 15690.00     | 47.25                       | 54.00           | -6.75        | 32.99                 | 14.26        | Average | 100               | 38                   |
| 5 | 15690.00     | 60.31                       | 74.00           | -13.69       | 46.05                 | 14.26        | Peak    | 100               | 38                   |

Note 1: Emission Level (dBuV/m) = SA Reading (dBuV/m) + Factor\* (dB)

\*Factor includes antenna factor , cable loss and amplifier gain

Note 2: Margin (dB) = Emission level (dBuV/m) – Limit (dBuV/m).

|                     |          |                         |      |
|---------------------|----------|-------------------------|------|
| <b>Modulation</b>   | ax HE40  | <b>Test Freq. (MHz)</b> | 5230 |
| <b>Polarization</b> | Vertical |                         |      |



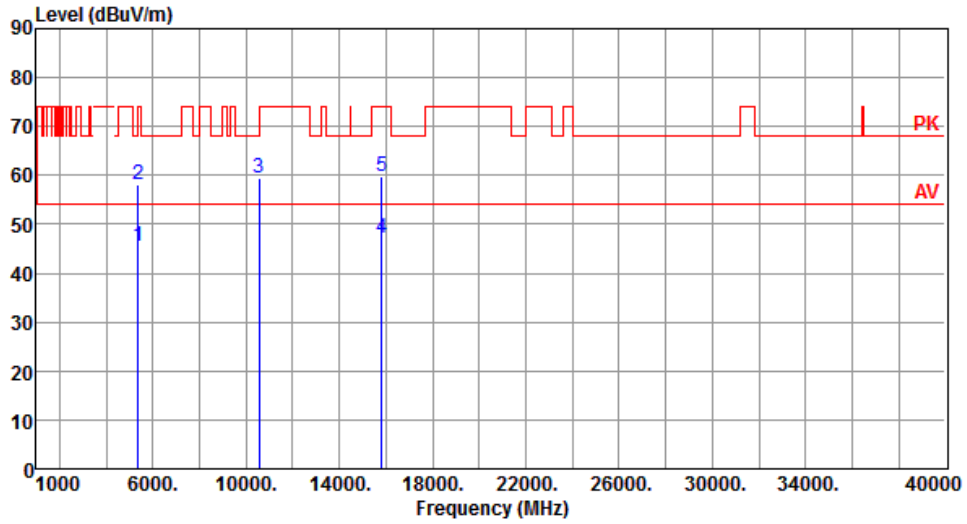
|   | Freq.<br>MHz | Emission<br>level<br>dBuV/m | Limit<br>dBuV/m | Margin<br>dB | SA<br>reading<br>dBuV | Factor<br>dB | Remark  | ANT<br>High<br>cm | Turn<br>Table<br>deg |
|---|--------------|-----------------------------|-----------------|--------------|-----------------------|--------------|---------|-------------------|----------------------|
| 1 | 5150.00      | 44.65                       | 54.00           | -9.35        | 40.01                 | 4.64         | Average | 100               | 144                  |
| 2 | 5150.00      | 59.22                       | 74.00           | -14.78       | 54.58                 | 4.64         | Peak    | 100               | 144                  |
| 3 | 10460.00     | 59.15                       | 68.20           | -9.05        | 44.73                 | 14.42        | Peak    | 100               | 31                   |
| 4 | 15690.00     | 47.44                       | 54.00           | -6.56        | 33.18                 | 14.26        | Average | 100               | 31                   |
| 5 | 15690.00     | 60.29                       | 74.00           | -13.71       | 46.03                 | 14.26        | Peak    | 100               | 31                   |

Note 1: Emission Level (dBuV/m) = SA Reading (dBuV/m) + Factor\* (dB)

\*Factor includes antenna factor , cable loss and amplifier gain

Note 2: Margin (dB) = Emission level (dBuV/m) – Limit (dBuV/m).

|                     |            |                         |      |
|---------------------|------------|-------------------------|------|
| <b>Modulation</b>   | ax HE40    | <b>Test Freq. (MHz)</b> | 5270 |
| <b>Polarization</b> | Horizontal |                         |      |



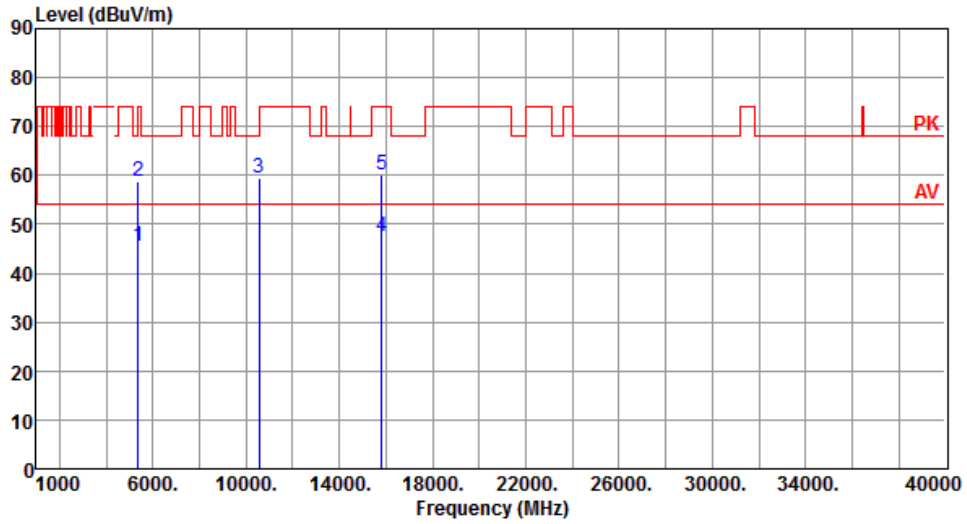
|   | Freq.<br>MHz | Emission<br>level<br>dBuV/m | Limit<br>dBuV/m | Margin<br>dB | SA<br>reading<br>dBuV | Factor<br>dB | Remark  | ANT<br>High<br>cm | Turn<br>Table<br>deg |
|---|--------------|-----------------------------|-----------------|--------------|-----------------------|--------------|---------|-------------------|----------------------|
| 1 | 5350.00      | 45.36                       | 54.00           | -8.64        | 41.42                 | 3.94         | Average | 215               | 119                  |
| 2 | 5350.00      | 58.21                       | 74.00           | -15.79       | 54.27                 | 3.94         | Peak    | 215               | 119                  |
| 3 | 10540.00     | 59.32                       | 68.20           | -8.88        | 44.90                 | 14.42        | Peak    | 100               | 39                   |
| 4 | 15810.00     | 47.21                       | 54.00           | -6.79        | 33.03                 | 14.18        | Average | 100               | 56                   |
| 5 | 15810.00     | 59.93                       | 74.00           | -14.07       | 45.75                 | 14.18        | Peak    | 100               | 56                   |

Note 1: Emission Level (dBuV/m) = SA Reading (dBuV/m) + Factor\* (dB)

\*Factor includes antenna factor , cable loss and amplifier gain

Note 2: Margin (dB) = Emission level (dBuV/m) – Limit (dBuV/m).

|                     |          |                         |      |
|---------------------|----------|-------------------------|------|
| <b>Modulation</b>   | ax HE40  | <b>Test Freq. (MHz)</b> | 5270 |
| <b>Polarization</b> | Vertical |                         |      |



|   | Freq.<br>MHz | Emission<br>level<br>dBuV/m | Limit<br>dBuV/m | Margin<br>dB | SA<br>reading<br>dBuV | Factor<br>dB | Remark  | ANT<br>High<br>cm | Turn<br>Table<br>deg |
|---|--------------|-----------------------------|-----------------|--------------|-----------------------|--------------|---------|-------------------|----------------------|
| 1 | 5350.00      | 45.38                       | 54.00           | -8.62        | 41.44                 | 3.94         | Average | 105               | 141                  |
| 2 | 5350.00      | 58.69                       | 74.00           | -15.31       | 54.75                 | 3.94         | Peak    | 105               | 141                  |
| 3 | 10540.00     | 59.44                       | 68.20           | -8.76        | 45.02                 | 14.42        | Peak    | 100               | 11                   |
| 4 | 15810.00     | 47.42                       | 54.00           | -6.58        | 33.24                 | 14.18        | Average | 100               | 33                   |
| 5 | 15810.00     | 60.02                       | 74.00           | -13.98       | 45.84                 | 14.18        | Peak    | 100               | 33                   |

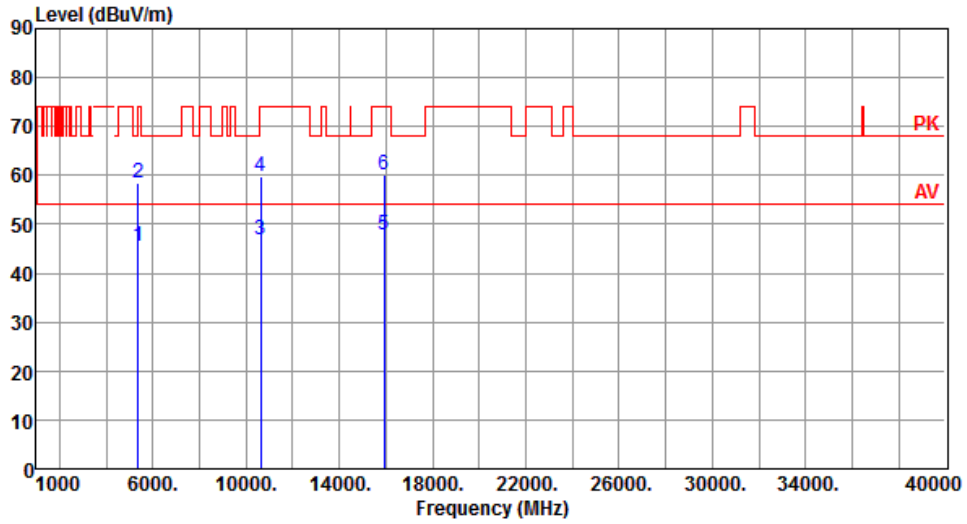
Note 1: Emission Level (dBuV/m) = SA Reading (dBuV/m) + Factor\* (dB)

\*Factor includes antenna factor , cable loss and amplifier gain

Note 2: Margin (dB) = Emission level (dBuV/m) – Limit (dBuV/m).



|                     |            |                         |      |
|---------------------|------------|-------------------------|------|
| <b>Modulation</b>   | ax HE40    | <b>Test Freq. (MHz)</b> | 5310 |
| <b>Polarization</b> | Horizontal |                         |      |



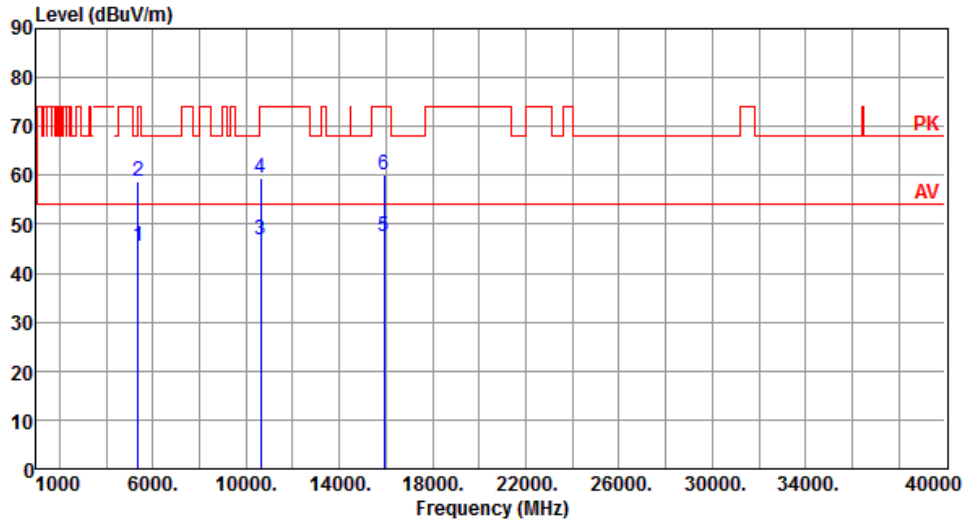
|   | Freq.<br>MHz | Emission<br>level<br>dBuV/m | Limit<br>dBuV/m | Margin<br>dB | SA<br>reading<br>dBuV | Factor<br>dB | Remark  | ANT<br>High<br>cm | Turn<br>Table<br>deg |
|---|--------------|-----------------------------|-----------------|--------------|-----------------------|--------------|---------|-------------------|----------------------|
| 1 | 5350.00      | 45.41                       | 54.00           | -8.59        | 41.47                 | 3.94         | Average | 215               | 117                  |
| 2 | 5350.00      | 58.36                       | 74.00           | -15.64       | 54.42                 | 3.94         | Peak    | 215               | 117                  |
| 3 | 10620.00     | 46.81                       | 54.00           | -7.19        | 32.47                 | 14.34        | Average | 100               | 25                   |
| 4 | 10620.00     | 59.62                       | 74.00           | -14.38       | 45.28                 | 14.34        | Peak    | 100               | 25                   |
| 5 | 15930.00     | 47.69                       | 54.00           | -6.31        | 33.46                 | 14.23        | Average | 100               | 42                   |
| 6 | 15930.00     | 60.02                       | 74.00           | -13.98       | 45.79                 | 14.23        | Peak    | 100               | 42                   |

Note 1: Emission Level (dBuV/m) = SA Reading (dBuV/m) + Factor\* (dB)

\*Factor includes antenna factor , cable loss and amplifier gain

Note 2: Margin (dB) = Emission level (dBuV/m) – Limit (dBuV/m).

|                     |          |                         |      |
|---------------------|----------|-------------------------|------|
| <b>Modulation</b>   | ax HE40  | <b>Test Freq. (MHz)</b> | 5310 |
| <b>Polarization</b> | Vertical |                         |      |



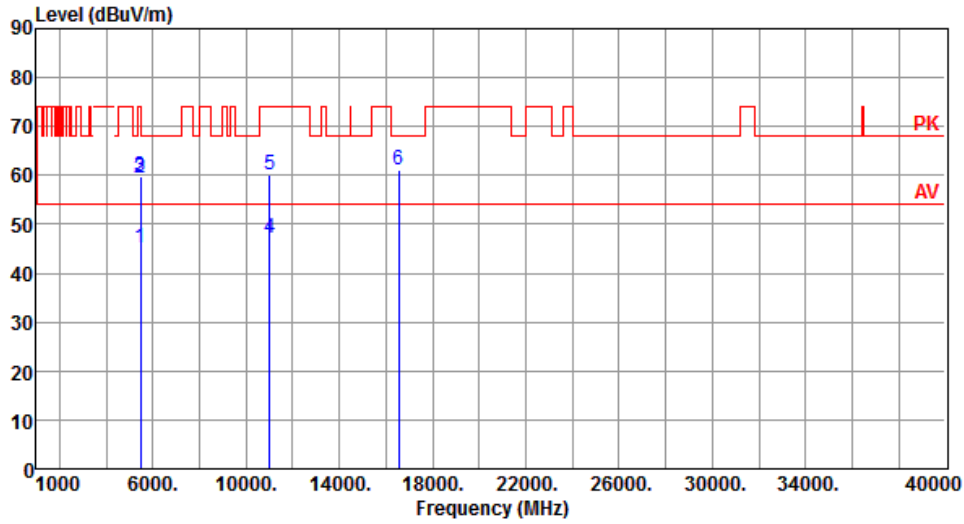
|   | Freq.<br>MHz | Emission<br>level<br>dBuV/m | Limit<br>dBuV/m | Margin<br>dB | SA<br>reading<br>dBuV | Factor<br>dB | Remark  | ANT<br>High<br>cm | Turn<br>Table<br>deg |
|---|--------------|-----------------------------|-----------------|--------------|-----------------------|--------------|---------|-------------------|----------------------|
| 1 | 5350.00      | 45.47                       | 54.00           | -8.53        | 41.53                 | 3.94         | Average | 105               | 144                  |
| 2 | 5350.00      | 58.81                       | 74.00           | -15.19       | 54.87                 | 3.94         | Peak    | 105               | 144                  |
| 3 | 10620.00     | 46.72                       | 54.00           | -7.28        | 32.38                 | 14.34        | Average | 100               | 29                   |
| 4 | 10620.00     | 59.58                       | 74.00           | -14.42       | 45.24                 | 14.34        | Peak    | 100               | 29                   |
| 5 | 15930.00     | 47.55                       | 54.00           | -6.45        | 33.32                 | 14.23        | Average | 100               | 38                   |
| 6 | 15930.00     | 60.06                       | 74.00           | -13.94       | 45.83                 | 14.23        | Peak    | 100               | 38                   |

Note 1: Emission Level (dBuV/m) = SA Reading (dBuV/m) + Factor\* (dB)

\*Factor includes antenna factor , cable loss and amplifier gain

Note 2: Margin (dB) = Emission level (dBuV/m) – Limit (dBuV/m).

|                     |            |                         |      |
|---------------------|------------|-------------------------|------|
| <b>Modulation</b>   | ax HE40    | <b>Test Freq. (MHz)</b> | 5510 |
| <b>Polarization</b> | Horizontal |                         |      |



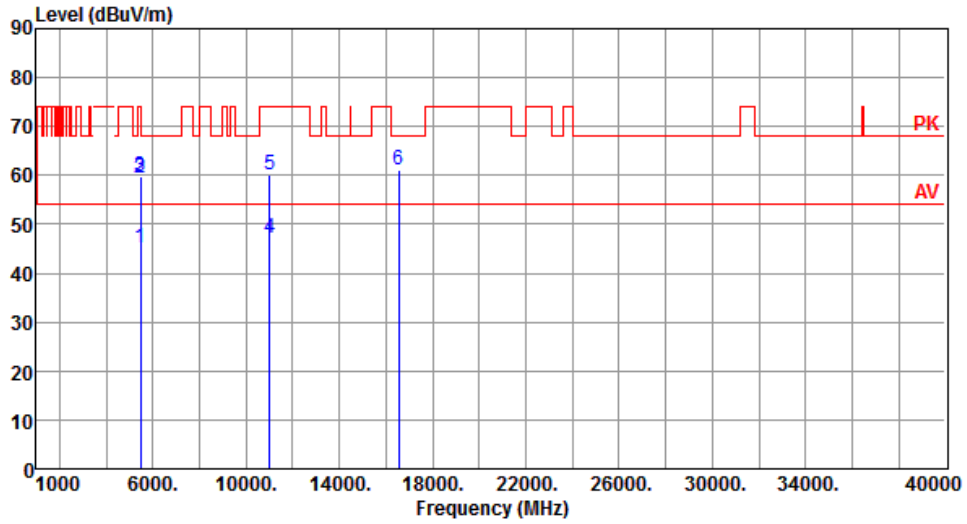
|   | Freq.<br>MHz | Emission<br>level<br>dBuV/m | Limit<br>dBuV/m | Margin<br>dB | SA<br>reading<br>dBuV | Factor<br>dB | Remark  | ANT<br>High<br>cm | Turn<br>Table<br>deg |
|---|--------------|-----------------------------|-----------------|--------------|-----------------------|--------------|---------|-------------------|----------------------|
| 1 | 5460.00      | 45.13                       | 54.00           | -8.87        | 40.68                 | 4.45         | Average | 212               | 119                  |
| 2 | 5460.00      | 59.58                       | 74.00           | -14.42       | 55.13                 | 4.45         | Peak    | 212               | 119                  |
| 3 | 5470.00      | 59.73                       | 68.20           | -8.47        | 55.23                 | 4.50         | Peak    | 212               | 119                  |
| 4 | 11020.00     | 47.15                       | 54.00           | -6.85        | 32.34                 | 14.81        | Average | 100               | 22                   |
| 5 | 11020.00     | 60.24                       | 74.00           | -13.76       | 45.43                 | 14.81        | Peak    | 100               | 22                   |
| 6 | 16530.00     | 61.14                       | 68.20           | -7.06        | 44.81                 | 16.33        | Peak    | 100               | 55                   |

Note 1: Emission Level (dBuV/m) = SA Reading (dBuV/m) + Factor\* (dB)

\*Factor includes antenna factor , cable loss and amplifier gain

Note 2: Margin (dB) = Emission level (dBuV/m) – Limit (dBuV/m).

|                     |          |                         |      |
|---------------------|----------|-------------------------|------|
| <b>Modulation</b>   | ax HE40  | <b>Test Freq. (MHz)</b> | 5510 |
| <b>Polarization</b> | Vertical |                         |      |



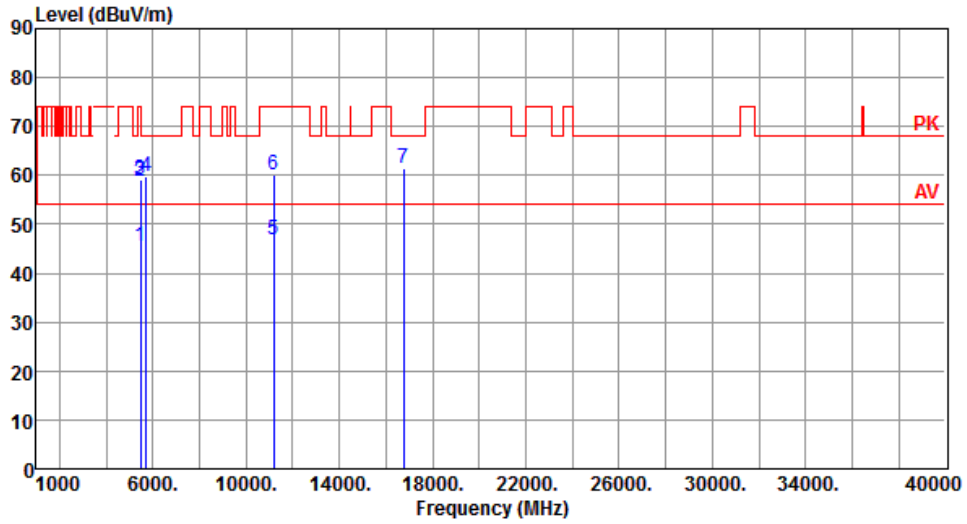
|   | Freq.<br>MHz | Emission<br>level<br>dBuV/m | Limit<br>dBuV/m | Margin<br>dB | SA<br>reading<br>dBuV | Factor<br>dB | Remark  | ANT<br>High<br>cm | Turn<br>Table<br>deg |
|---|--------------|-----------------------------|-----------------|--------------|-----------------------|--------------|---------|-------------------|----------------------|
| 1 | 5460.00      | 45.02                       | 54.00           | -8.98        | 40.57                 | 4.45         | Average | 106               | 142                  |
| 2 | 5460.00      | 59.41                       | 74.00           | -14.59       | 54.96                 | 4.45         | Peak    | 106               | 142                  |
| 3 | 5470.00      | 59.66                       | 68.20           | -8.54        | 55.16                 | 4.50         | Peak    | 106               | 142                  |
| 4 | 11020.00     | 47.08                       | 54.00           | -6.92        | 32.27                 | 14.81        | Average | 100               | 34                   |
| 5 | 11020.00     | 60.12                       | 74.00           | -13.88       | 45.31                 | 14.81        | Peak    | 100               | 34                   |
| 6 | 16530.00     | 61.22                       | 68.20           | -6.98        | 44.89                 | 16.33        | Peak    | 100               | 39                   |

Note 1: Emission Level (dBuV/m) = SA Reading (dBuV/m) + Factor\* (dB)

\*Factor includes antenna factor , cable loss and amplifier gain

Note 2: Margin (dB) = Emission level (dBuV/m) – Limit (dBuV/m).

|                     |            |                         |      |
|---------------------|------------|-------------------------|------|
| <b>Modulation</b>   | ax HE40    | <b>Test Freq. (MHz)</b> | 5590 |
| <b>Polarization</b> | Horizontal |                         |      |



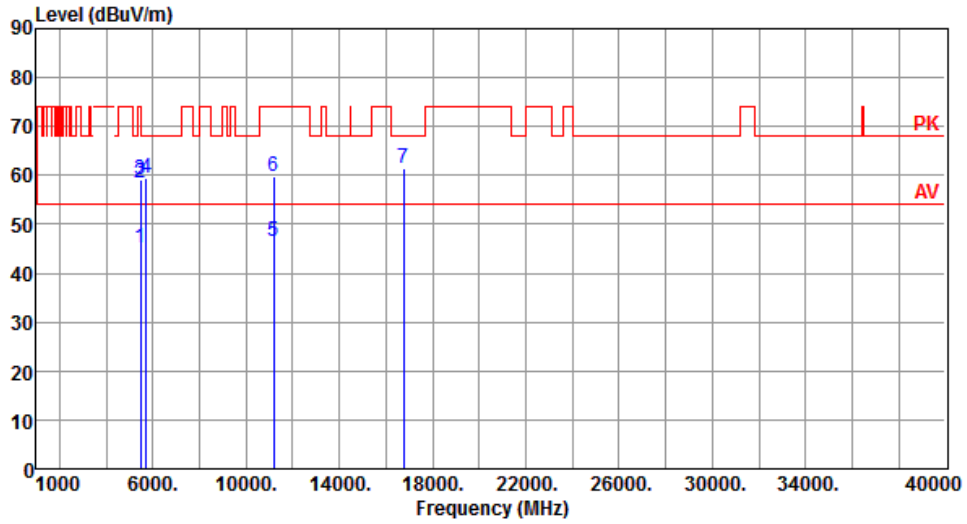
|   | Freq.<br>MHz | Emission<br>level<br>dBuV/m | Limit<br>dBuV/m | Margin<br>dB | SA<br>reading<br>dBuV | Factor<br>dB | Remark  | ANT<br>High<br>cm | Turn<br>Table<br>deg |
|---|--------------|-----------------------------|-----------------|--------------|-----------------------|--------------|---------|-------------------|----------------------|
| 1 | 5460.00      | 45.42                       | 54.00           | -8.58        | 40.97                 | 4.45         | Average | 204               | 117                  |
| 2 | 5460.00      | 58.69                       | 74.00           | -15.31       | 54.24                 | 4.45         | Peak    | 204               | 117                  |
| 3 | 5470.00      | 59.28                       | 68.20           | -8.92        | 54.78                 | 4.50         | Peak    | 204               | 117                  |
| 4 | 5725.00      | 59.65                       | 68.20           | -8.55        | 54.80                 | 4.85         | Peak    | 204               | 117                  |
| 5 | 11180.00     | 46.79                       | 54.00           | -7.21        | 32.46                 | 14.33        | Average | 100               | 26                   |
| 6 | 11180.00     | 59.98                       | 74.00           | -14.02       | 45.65                 | 14.33        | Peak    | 100               | 26                   |
| 7 | 16770.00     | 61.52                       | 68.20           | -6.68        | 43.94                 | 17.58        | Peak    | 100               | 42                   |

Note 1: Emission Level (dBuV/m) = SA Reading (dBuV/m) + Factor\* (dB)

\*Factor includes antenna factor , cable loss and amplifier gain

Note 2: Margin (dB) = Emission level (dBuV/m) – Limit (dBuV/m).

|                     |          |                         |      |
|---------------------|----------|-------------------------|------|
| <b>Modulation</b>   | ax HE40  | <b>Test Freq. (MHz)</b> | 5590 |
| <b>Polarization</b> | Vertical |                         |      |



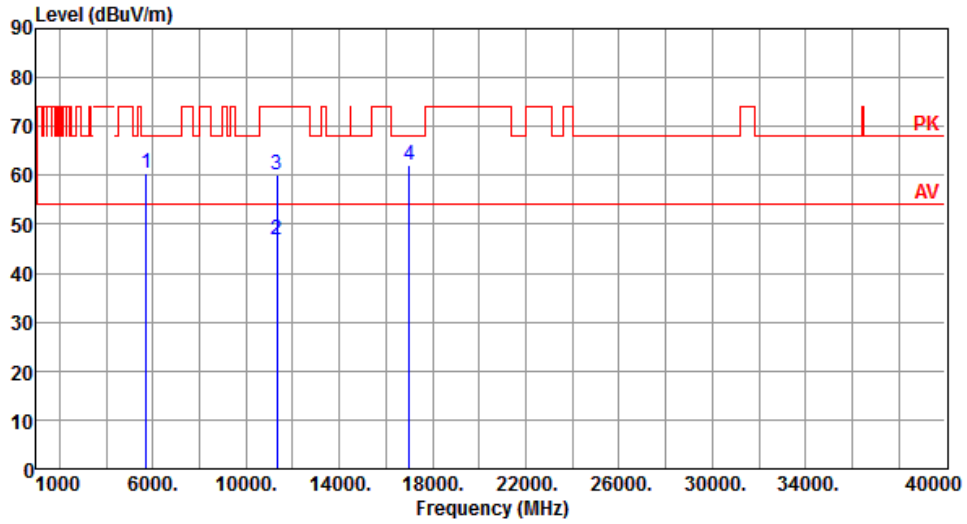
|   | Freq.<br>MHz | Emission<br>level<br>dBuV/m | Limit<br>dBuV/m | Margin<br>dB | SA<br>reading<br>dBuV | Factor<br>dB | Remark  | ANT<br>High<br>cm | Turn<br>Table<br>deg |
|---|--------------|-----------------------------|-----------------|--------------|-----------------------|--------------|---------|-------------------|----------------------|
| 1 | 5460.00      | 45.31                       | 54.00           | -8.69        | 40.86                 | 4.45         | Average | 104               | 134                  |
| 2 | 5460.00      | 58.45                       | 74.00           | -15.55       | 54.00                 | 4.45         | Peak    | 104               | 134                  |
| 3 | 5470.00      | 59.02                       | 68.20           | -9.18        | 54.52                 | 4.50         | Peak    | 104               | 134                  |
| 4 | 5725.00      | 59.36                       | 68.20           | -8.84        | 54.51                 | 4.85         | Peak    | 104               | 134                  |
| 5 | 11180.00     | 46.54                       | 54.00           | -7.46        | 32.21                 | 14.33        | Average | 100               | 48                   |
| 6 | 11180.00     | 59.81                       | 74.00           | -14.19       | 45.48                 | 14.33        | Peak    | 100               | 48                   |
| 7 | 16770.00     | 61.43                       | 68.20           | -6.77        | 43.85                 | 17.58        | Peak    | 100               | 35                   |

Note 1: Emission Level (dBuV/m) = SA Reading (dBuV/m) + Factor\* (dB)

\*Factor includes antenna factor , cable loss and amplifier gain

Note 2: Margin (dB) = Emission level (dBuV/m) – Limit (dBuV/m).

|                     |            |                         |      |
|---------------------|------------|-------------------------|------|
| <b>Modulation</b>   | ax HE40    | <b>Test Freq. (MHz)</b> | 5670 |
| <b>Polarization</b> | Horizontal |                         |      |



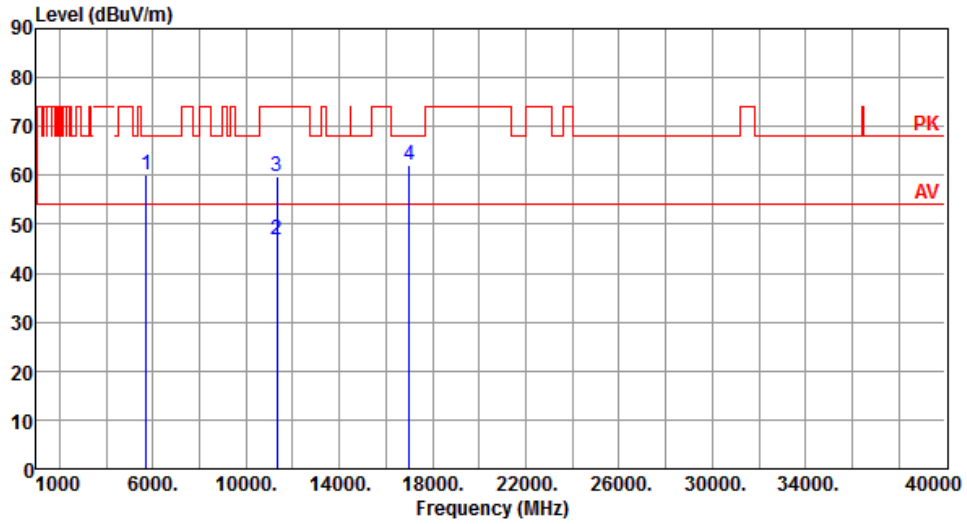
|   | Freq.<br>MHz | Emission<br>level<br>dBuV/m | Limit<br>dBuV/m | Margin<br>dB | SA<br>reading<br>dBuV | Factor<br>dB | Remark  | ANT<br>High<br>cm | Turn<br>Table<br>deg |
|---|--------------|-----------------------------|-----------------|--------------|-----------------------|--------------|---------|-------------------|----------------------|
| 1 | 5725.00      | 60.36                       | 68.20           | -7.84        | 55.51                 | 4.85         | Peak    | 198               | 113                  |
| 2 | 11340.00     | 46.95                       | 54.00           | -7.05        | 32.48                 | 14.47        | Average | 100               | 33                   |
| 3 | 11340.00     | 60.08                       | 74.00           | -13.92       | 45.61                 | 14.47        | Peak    | 100               | 33                   |
| 4 | 17010.00     | 62.21                       | 68.20           | -5.99        | 44.32                 | 17.89        | Peak    | 100               | 35                   |

Note 1: Emission Level (dBuV/m) = SA Reading (dBuV/m) + Factor\* (dB)

\*Factor includes antenna factor , cable loss and amplifier gain

Note 2: Margin (dB) = Emission level (dBuV/m) – Limit (dBuV/m).

|                     |          |                         |      |
|---------------------|----------|-------------------------|------|
| <b>Modulation</b>   | ax HE40  | <b>Test Freq. (MHz)</b> | 5670 |
| <b>Polarization</b> | Vertical |                         |      |



|   | Freq.<br>MHz | Emission<br>level<br>dBuV/m | Limit<br>dBuV/m | Margin<br>dB | SA<br>reading<br>dBuV | Factor<br>dB | Remark  | ANT<br>High<br>cm | Turn<br>Table<br>deg |
|---|--------------|-----------------------------|-----------------|--------------|-----------------------|--------------|---------|-------------------|----------------------|
| 1 | 5725.00      | 60.06                       | 68.20           | -8.14        | 55.21                 | 4.85         | Peak    | 105               | 135                  |
| 2 | 11340.00     | 46.78                       | 54.00           | -7.22        | 32.31                 | 14.47        | Average | 100               | 15                   |
| 3 | 11340.00     | 59.92                       | 74.00           | -14.08       | 45.45                 | 14.47        | Peak    | 100               | 15                   |
| 4 | 17010.00     | 62.04                       | 68.20           | -6.16        | 44.15                 | 17.89        | Peak    | 100               | 49                   |

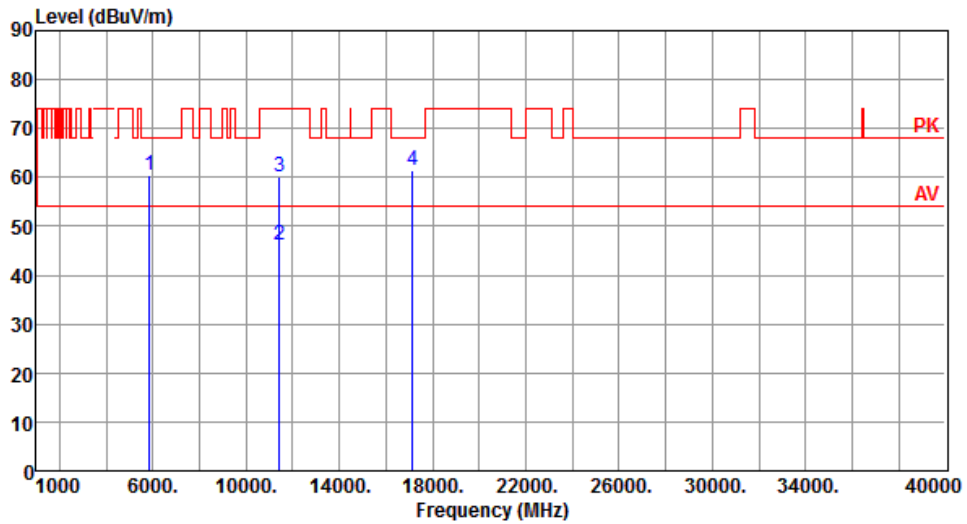
Note 1: Emission Level (dBuV/m) = SA Reading (dBuV/m) + Factor\* (dB)

\*Factor includes antenna factor , cable loss and amplifier gain

Note 2: Margin (dB) = Emission level (dBuV/m) – Limit (dBuV/m).



|                     |            |                         |      |
|---------------------|------------|-------------------------|------|
| <b>Modulation</b>   | ax HE40    | <b>Test Freq. (MHz)</b> | 5710 |
| <b>Polarization</b> | Horizontal |                         |      |



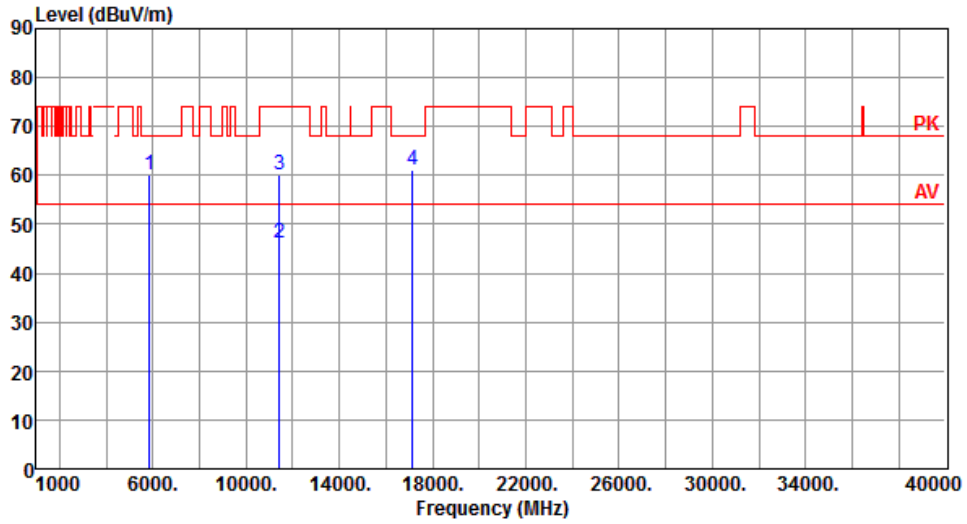
|   | Freq.<br>MHz | Emission<br>level<br>dBuV/m | Limit<br>dBuV/m | Margin<br>dB | SA<br>reading<br>dBuV | Factor<br>dB | Remark  | ANT<br>High<br>cm | Turn<br>Table<br>deg |
|---|--------------|-----------------------------|-----------------|--------------|-----------------------|--------------|---------|-------------------|----------------------|
| 1 | 5850.00      | 60.58                       | 68.20           | -7.62        | 55.13                 | 5.45         | Peak    | 196               | 115                  |
| 2 | 11420.00     | 46.05                       | 54.00           | -7.95        | 31.38                 | 14.67        | Average | 100               | 39                   |
| 3 | 11420.00     | 60.11                       | 74.00           | -13.89       | 45.44                 | 14.67        | Peak    | 100               | 39                   |
| 4 | 17130.00     | 61.58                       | 68.20           | -6.62        | 43.91                 | 17.67        | Peak    | 100               | 32                   |

Note 1: Emission Level (dBuV/m) = SA Reading (dBuV/m) + Factor\* (dB)

\*Factor includes antenna factor , cable loss and amplifier gain

Note 2: Margin (dB) = Emission level (dBuV/m) – Limit (dBuV/m).

|                     |          |                         |      |
|---------------------|----------|-------------------------|------|
| <b>Modulation</b>   | ax HE40  | <b>Test Freq. (MHz)</b> | 5710 |
| <b>Polarization</b> | Vertical |                         |      |



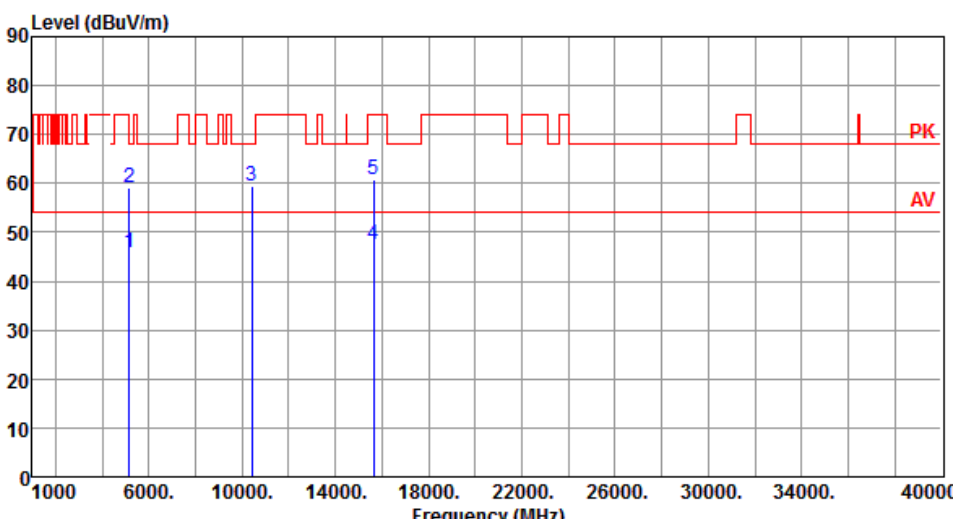
|   | Freq.<br>MHz | Emission<br>level<br>dBuV/m | Limit<br>dBuV/m | Margin<br>dB | SA<br>reading<br>dBuV | Factor<br>dB | Remark  | ANT<br>High<br>cm | Turn<br>Table<br>deg |
|---|--------------|-----------------------------|-----------------|--------------|-----------------------|--------------|---------|-------------------|----------------------|
| 1 | 5850.00      | 60.21                       | 68.20           | -7.99        | 54.76                 | 5.45         | Peak    | 106               | 134                  |
| 2 | 11420.00     | 46.14                       | 54.00           | -7.86        | 31.47                 | 14.67        | Average | 100               | 44                   |
| 3 | 11420.00     | 60.25                       | 74.00           | -13.75       | 45.58                 | 14.67        | Peak    | 100               | 44                   |
| 4 | 17130.00     | 61.24                       | 68.20           | -6.96        | 43.57                 | 17.67        | Peak    | 100               | 55                   |

Note 1: Emission Level (dBuV/m) = SA Reading (dBuV/m) + Factor\* (dB)

\*Factor includes antenna factor , cable loss and amplifier gain

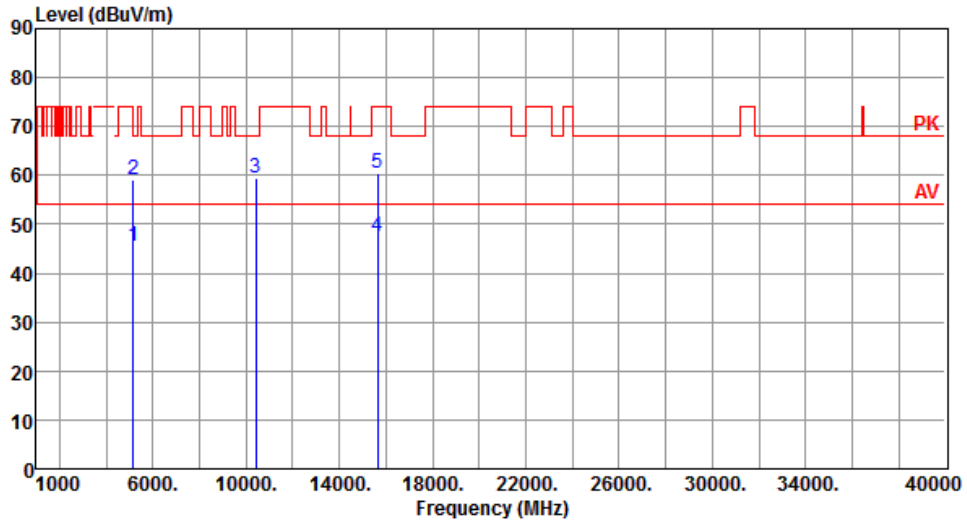
Note 2: Margin (dB) = Emission level (dBuV/m) – Limit (dBuV/m).

### 3.5.11 Transmitter Radiated Unwanted Emissions (Above 1GHz) for ax HE80

| Modulation  | ax HE80      | Test Freq. (MHz)            | 5210            |              |                       |              |         |                   |                      |
|---|--------------|-----------------------------|-----------------|--------------|-----------------------|--------------|---------|-------------------|----------------------|
| Polarization  | Horizontal   |                             |                 |              |                       |              |         |                   |                      |
|  |              |                             |                 |              |                       |              |         |                   |                      |
|   | Freq.<br>MHz | Emission<br>level<br>dBuV/m | Limit<br>dBuV/m | Margin<br>dB | SA<br>reading<br>dBuV | Factor<br>dB | Remark  | ANT<br>High<br>cm | Turn<br>Table<br>deg |
| 1   | 5150.00      | 45.78                       | 54.00           | -8.22        | 41.14                 | 4.64         | Average | 212               | 116                  |
| 2   | 5150.00      | 59.17                       | 74.00           | -14.83       | 54.53                 | 4.64         | Peak    | 212               | 116                  |
| 3   | 10420.00     | 59.57                       | 68.20           | -8.63        | 45.23                 | 14.34        | Peak    | 100               | 50                   |
| 4   | 15630.00     | 47.63                       | 54.00           | -6.37        | 33.12                 | 14.51        | Average | 100               | 40                   |
| 5   | 15630.00     | 60.65                       | 74.00           | -13.35       | 46.14                 | 14.51        | Peak    | 100               | 40                   |

Note 1: Emission Level (dBuV/m) = SA Reading (dBuV/m) + Factor\* (dB)  
 \*Factor includes antenna factor , cable loss and amplifier gain  
 Note 2: Margin (dB) = Emission level (dBuV/m) – Limit (dBuV/m).

|                     |          |                         |      |
|---------------------|----------|-------------------------|------|
| <b>Modulation</b>   | ax HE80  | <b>Test Freq. (MHz)</b> | 5210 |
| <b>Polarization</b> | Vertical |                         |      |



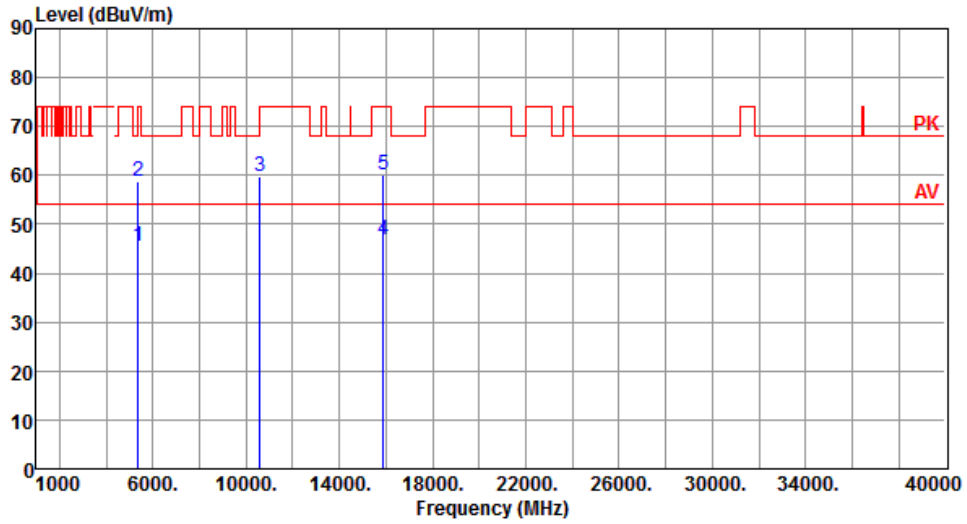
|   | Freq.<br>MHz | Emission<br>level<br>dBuV/m | Limit<br>dBuV/m | Margin<br>dB | SA<br>reading<br>dBuV | Factor<br>dB | Remark  | ANT<br>High<br>cm | Turn<br>Table<br>deg |
|---|--------------|-----------------------------|-----------------|--------------|-----------------------|--------------|---------|-------------------|----------------------|
| 1 | 5150.00      | 45.57                       | 54.00           | -8.43        | 40.93                 | 4.64         | Average | 100               | 155                  |
| 2 | 5150.00      | 58.97                       | 74.00           | -15.03       | 54.33                 | 4.64         | Peak    | 100               | 155                  |
| 3 | 10420.00     | 59.45                       | 68.20           | -8.75        | 45.11                 | 14.34        | Peak    | 100               | 25                   |
| 4 | 15630.00     | 47.59                       | 54.00           | -6.41        | 33.08                 | 14.51        | Average | 100               | 33                   |
| 5 | 15630.00     | 60.52                       | 74.00           | -13.48       | 46.01                 | 14.51        | Peak    | 100               | 33                   |

Note 1: Emission Level (dBuV/m) = SA Reading (dBuV/m) + Factor\* (dB)

\*Factor includes antenna factor , cable loss and amplifier gain

Note 2: Margin (dB) = Emission level (dBuV/m) – Limit (dBuV/m).

|                     |            |                         |      |
|---------------------|------------|-------------------------|------|
| <b>Modulation</b>   | ax HE80    | <b>Test Freq. (MHz)</b> | 5290 |
| <b>Polarization</b> | Horizontal |                         |      |



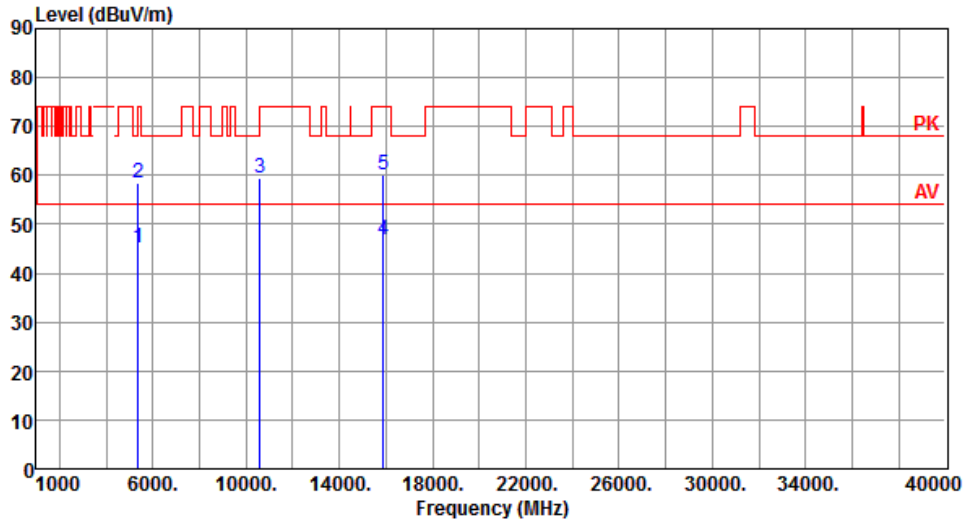
|   | Freq.<br>MHz | Emission<br>level<br>dBuV/m | Limit<br>dBuV/m | Margin<br>dB | SA<br>reading<br>dBuV | Factor<br>dB | Remark  | ANT<br>High<br>cm | Turn<br>Table<br>deg |
|---|--------------|-----------------------------|-----------------|--------------|-----------------------|--------------|---------|-------------------|----------------------|
| 1 | 5350.00      | 45.42                       | 54.00           | -8.58        | 41.48                 | 3.94         | Average | 230               | 120                  |
| 2 | 5350.00      | 58.81                       | 74.00           | -15.19       | 54.87                 | 3.94         | Peak    | 230               | 120                  |
| 3 | 10580.00     | 59.79                       | 68.20           | -8.41        | 45.47                 | 14.32        | Peak    | 100               | 80                   |
| 4 | 15870.00     | 46.92                       | 54.00           | -7.08        | 32.69                 | 14.23        | Average | 100               | 40                   |
| 5 | 15870.00     | 60.20                       | 74.00           | -13.80       | 45.97                 | 14.23        | Peak    | 100               | 40                   |

Note 1: Emission Level (dBuV/m) = SA Reading (dBuV/m) + Factor\* (dB)

\*Factor includes antenna factor , cable loss and amplifier gain

Note 2: Margin (dB) = Emission level (dBuV/m) – Limit (dBuV/m).

|                     |          |                         |      |
|---------------------|----------|-------------------------|------|
| <b>Modulation</b>   | ax HE80  | <b>Test Freq. (MHz)</b> | 5290 |
| <b>Polarization</b> | Vertical |                         |      |



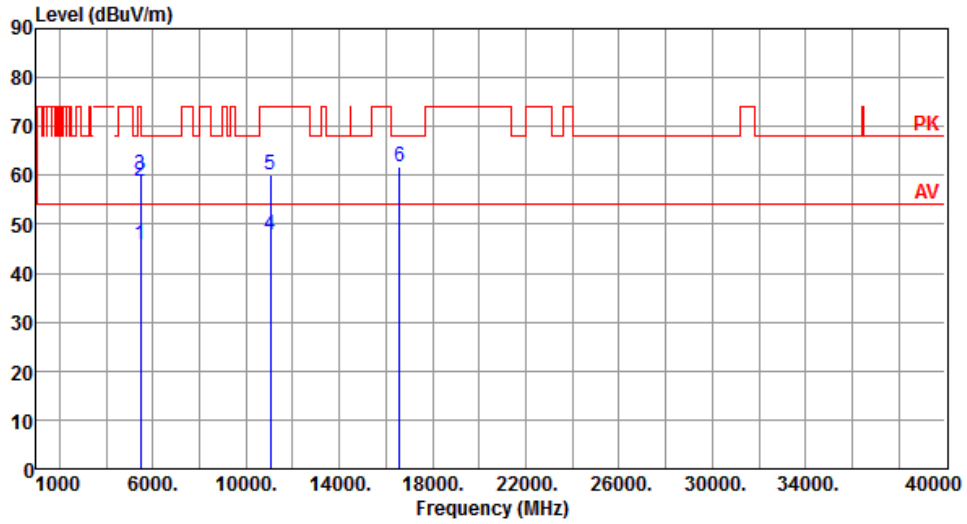
|   | Freq.<br>MHz | Emission<br>level<br>dBuV/m | Limit<br>dBuV/m | Margin<br>dB | SA<br>reading<br>dBuV | Factor<br>dB | Remark  | ANT<br>High<br>cm | Turn<br>Table<br>deg |
|---|--------------|-----------------------------|-----------------|--------------|-----------------------|--------------|---------|-------------------|----------------------|
| 1 | 5350.00      | 45.27                       | 54.00           | -8.73        | 41.33                 | 3.94         | Average | 100               | 158                  |
| 2 | 5350.00      | 58.53                       | 74.00           | -15.47       | 54.59                 | 3.94         | Peak    | 100               | 158                  |
| 3 | 10580.00     | 59.58                       | 68.20           | -8.62        | 45.26                 | 14.32        | Peak    | 104               | 66                   |
| 4 | 15870.00     | 46.85                       | 54.00           | -7.15        | 32.62                 | 14.23        | Average | 100               | 29                   |
| 5 | 15870.00     | 60.11                       | 74.00           | -13.89       | 45.88                 | 14.23        | Peak    | 100               | 29                   |

Note 1: Emission Level (dBuV/m) = SA Reading (dBuV/m) + Factor\* (dB)

\*Factor includes antenna factor , cable loss and amplifier gain

Note 2: Margin (dB) = Emission level (dBuV/m) – Limit (dBuV/m).

|                     |            |                         |      |
|---------------------|------------|-------------------------|------|
| <b>Modulation</b>   | ax HE80    | <b>Test Freq. (MHz)</b> | 5530 |
| <b>Polarization</b> | Horizontal |                         |      |



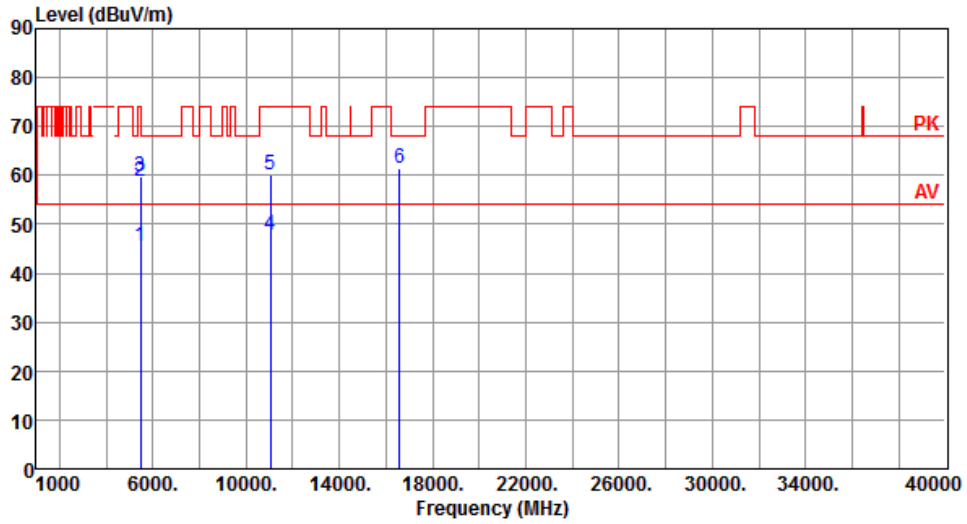
|   | Freq.<br>MHz | Emission<br>level<br>dBuV/m | Limit<br>dBuV/m | Margin<br>dB | SA<br>reading<br>dBuV | Factor<br>dB | Remark  | ANT<br>High<br>cm | Turn<br>Table<br>deg |
|---|--------------|-----------------------------|-----------------|--------------|-----------------------|--------------|---------|-------------------|----------------------|
| 1 | 5460.00      | 45.70                       | 54.00           | -8.30        | 41.25                 | 4.45         | Average | 184               | 121                  |
| 2 | 5460.00      | 58.79                       | 74.00           | -15.21       | 54.34                 | 4.45         | Peak    | 184               | 121                  |
| 3 | 5470.00      | 60.24                       | 68.20           | -7.96        | 55.74                 | 4.50         | Peak    | 184               | 121                  |
| 4 | 11060.00     | 47.91                       | 54.00           | -6.09        | 33.24                 | 14.67        | Average | 100               | 90                   |
| 5 | 11060.00     | 60.10                       | 74.00           | -13.90       | 45.43                 | 14.67        | Peak    | 100               | 90                   |
| 6 | 16590.00     | 61.68                       | 68.20           | -6.52        | 45.07                 | 16.61        | Peak    | 100               | 50                   |

Note 1: Emission Level (dBuV/m) = SA Reading (dBuV/m) + Factor\* (dB)

\*Factor includes antenna factor , cable loss and amplifier gain

Note 2: Margin (dB) = Emission level (dBuV/m) – Limit (dBuV/m).

|                     |          |                         |      |
|---------------------|----------|-------------------------|------|
| <b>Modulation</b>   | ax HE80  | <b>Test Freq. (MHz)</b> | 5530 |
| <b>Polarization</b> | Vertical |                         |      |



|   | Freq.<br>MHz | Emission<br>level<br>dBuV/m | Limit<br>dBuV/m | Margin<br>dB | SA<br>reading<br>dBuV | Factor<br>dB | Remark  | ANT<br>High<br>cm | Turn<br>Table<br>deg |
|---|--------------|-----------------------------|-----------------|--------------|-----------------------|--------------|---------|-------------------|----------------------|
| 1 | 5460.00      | 45.58                       | 54.00           | -8.42        | 41.13                 | 4.45         | Average | 195               | 167                  |
| 2 | 5460.00      | 58.71                       | 74.00           | -15.29       | 54.26                 | 4.45         | Peak    | 195               | 167                  |
| 3 | 5470.00      | 59.93                       | 68.20           | -8.27        | 55.43                 | 4.50         | Peak    | 195               | 167                  |
| 4 | 11060.00     | 47.85                       | 54.00           | -6.15        | 33.18                 | 14.67        | Average | 100               | 39                   |
| 5 | 11060.00     | 60.04                       | 74.00           | -13.96       | 45.37                 | 14.67        | Peak    | 100               | 39                   |
| 6 | 16590.00     | 61.45                       | 68.20           | -6.75        | 44.84                 | 16.61        | Peak    | 100               | 54                   |

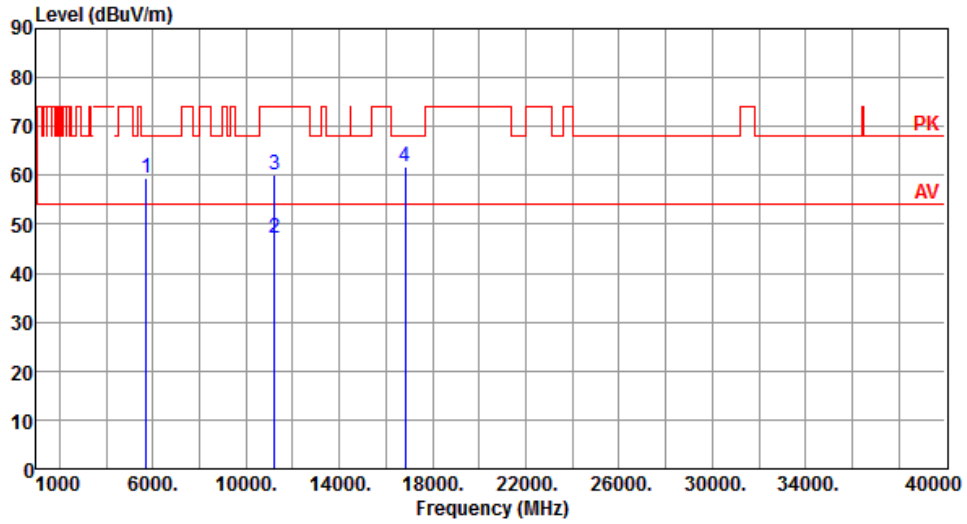
Note 1: Emission Level (dBuV/m) = SA Reading (dBuV/m) + Factor\* (dB)

\*Factor includes antenna factor , cable loss and amplifier gain

Note 2: Margin (dB) = Emission level (dBuV/m) – Limit (dBuV/m).



|                     |            |                         |      |
|---------------------|------------|-------------------------|------|
| <b>Modulation</b>   | ax HE80    | <b>Test Freq. (MHz)</b> | 5610 |
| <b>Polarization</b> | Horizontal |                         |      |



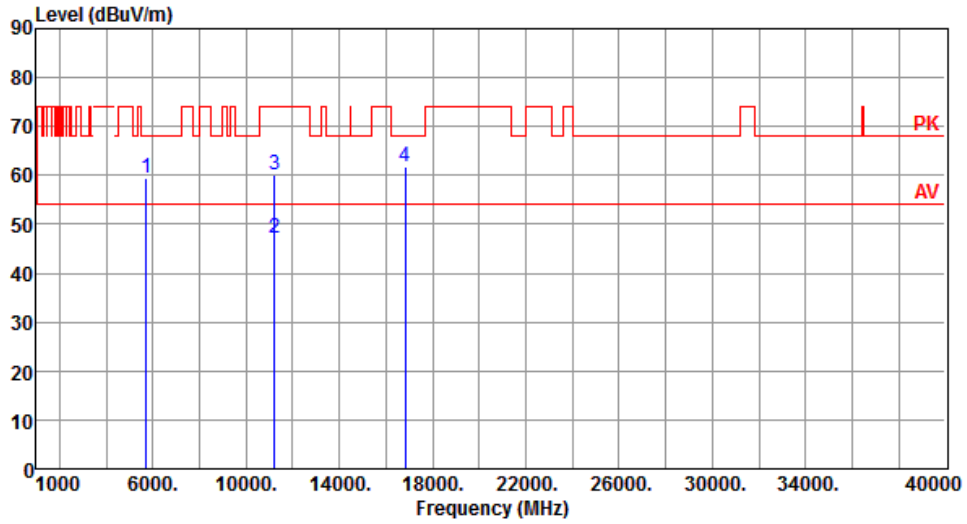
|   | Freq.<br>MHz | Emission<br>level<br>dBuV/m | Limit<br>dBuV/m | Margin<br>dB | SA<br>reading<br>dBuV | Factor<br>dB | Remark  | ANT<br>High<br>cm | Turn<br>Table<br>deg |
|---|--------------|-----------------------------|-----------------|--------------|-----------------------|--------------|---------|-------------------|----------------------|
| 1 | 5725.00      | 59.53                       | 68.20           | -8.67        | 54.68                 | 4.85         | Peak    | 183               | 120                  |
| 2 | 11220.00     | 47.10                       | 54.00           | -6.90        | 32.81                 | 14.29        | Average | 100               | 70                   |
| 3 | 11220.00     | 59.97                       | 74.00           | -14.03       | 45.68                 | 14.29        | Peak    | 100               | 70                   |
| 4 | 16830.00     | 61.82                       | 68.20           | -6.38        | 44.17                 | 17.65        | Peak    | 100               | 40                   |

Note 1: Emission Level (dBuV/m) = SA Reading (dBuV/m) + Factor\* (dB)

\*Factor includes antenna factor , cable loss and amplifier gain

Note 2: Margin (dB) = Emission level (dBuV/m) – Limit (dBuV/m).

|                     |          |                         |      |
|---------------------|----------|-------------------------|------|
| <b>Modulation</b>   | ax HE80  | <b>Test Freq. (MHz)</b> | 5610 |
| <b>Polarization</b> | Vertical |                         |      |



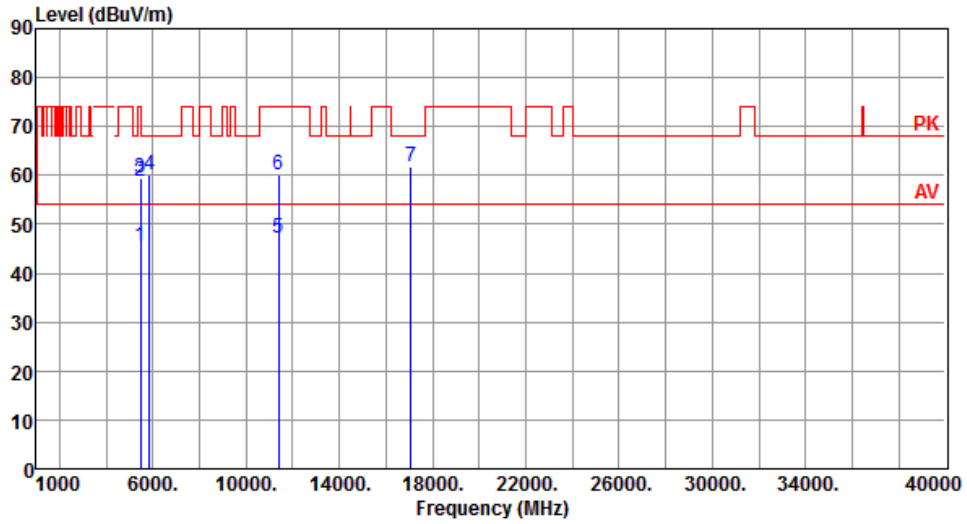
|   | Freq.<br>MHz | Emission<br>level<br>dBuV/m | Limit<br>dBuV/m | Margin<br>dB | SA<br>reading<br>dBuV | Factor<br>dB | Remark  | ANT<br>High<br>cm | Turn<br>Table<br>deg |
|---|--------------|-----------------------------|-----------------|--------------|-----------------------|--------------|---------|-------------------|----------------------|
| 1 | 5725.00      | 59.41                       | 68.20           | -8.79        | 54.56                 | 4.85         | Peak    | 196               | 168                  |
| 2 | 11220.00     | 47.26                       | 54.00           | -6.74        | 32.97                 | 14.29        | Average | 100               | 92                   |
| 3 | 11220.00     | 60.15                       | 74.00           | -13.85       | 45.86                 | 14.29        | Peak    | 100               | 92                   |
| 4 | 16830.00     | 61.75                       | 68.20           | -6.45        | 44.10                 | 17.65        | Peak    | 100               | 69                   |

Note 1: Emission Level (dBuV/m) = SA Reading (dBuV/m) + Factor\* (dB)

\*Factor includes antenna factor , cable loss and amplifier gain

Note 2: Margin (dB) = Emission level (dBuV/m) – Limit (dBuV/m).

|                     |            |                         |      |
|---------------------|------------|-------------------------|------|
| <b>Modulation</b>   | ax HE80    | <b>Test Freq. (MHz)</b> | 5690 |
| <b>Polarization</b> | Horizontal |                         |      |



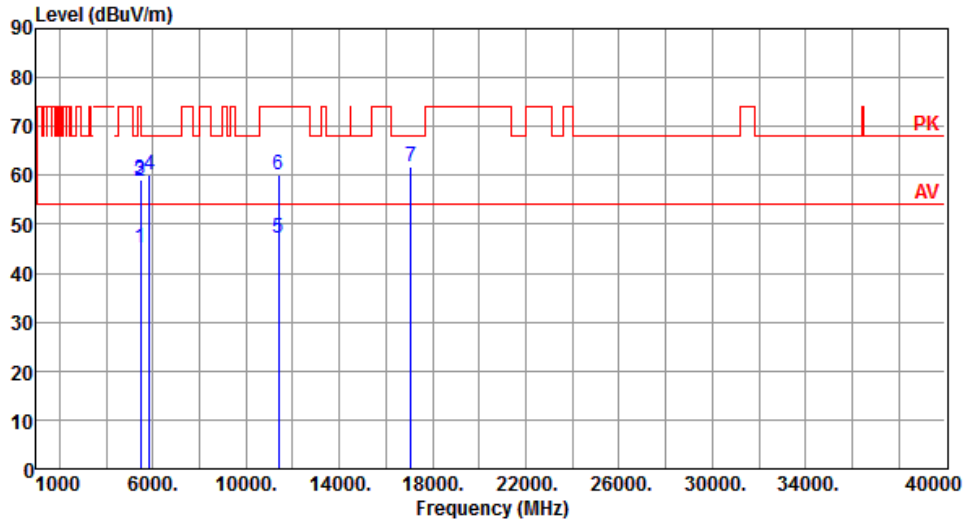
|   | Freq.<br>MHz | Emission<br>level<br>dBuV/m | Limit<br>dBuV/m | Margin<br>dB | SA<br>reading<br>dBuV | Factor<br>dB | Remark  | ANT<br>High<br>cm | Turn<br>Table<br>deg |
|---|--------------|-----------------------------|-----------------|--------------|-----------------------|--------------|---------|-------------------|----------------------|
| 1 | 5460.00      | 45.39                       | 54.00           | -8.61        | 40.94                 | 4.45         | Average | 188               | 118                  |
| 2 | 5460.00      | 58.81                       | 74.00           | -15.19       | 54.36                 | 4.45         | Peak    | 188               | 118                  |
| 3 | 5470.00      | 59.30                       | 68.20           | -8.90        | 54.80                 | 4.50         | Peak    | 188               | 118                  |
| 4 | 5850.00      | 60.18                       | 68.20           | -8.02        | 54.73                 | 5.45         | Peak    | 188               | 118                  |
| 5 | 11380.00     | 47.07                       | 54.00           | -6.93        | 32.46                 | 14.61        | Average | 100               | 40                   |
| 6 | 11380.00     | 60.03                       | 74.00           | -13.97       | 45.42                 | 14.61        | Peak    | 100               | 40                   |
| 7 | 17070.00     | 61.82                       | 68.20           | -6.38        | 44.07                 | 17.75        | Peak    | 100               | 20                   |

Note 1: Emission Level (dBuV/m) = SA Reading (dBuV/m) + Factor\* (dB)

\*Factor includes antenna factor , cable loss and amplifier gain

Note 2: Margin (dB) = Emission level (dBuV/m) – Limit (dBuV/m).

|                     |          |                         |      |
|---------------------|----------|-------------------------|------|
| <b>Modulation</b>   | ax HE80  | <b>Test Freq. (MHz)</b> | 5690 |
| <b>Polarization</b> | Vertical |                         |      |



|   | Freq.<br>MHz | Emission<br>level<br>dBuV/m | Limit<br>dBuV/m | Margin<br>dB | SA<br>reading<br>dBuV | Factor<br>dB | Remark  | ANT<br>High<br>cm | Turn<br>Table<br>deg |
|---|--------------|-----------------------------|-----------------|--------------|-----------------------|--------------|---------|-------------------|----------------------|
| 1 | 5460.00      | 45.28                       | 54.00           | -8.72        | 40.83                 | 4.45         | Average | 191               | 165                  |
| 2 | 5460.00      | 58.79                       | 74.00           | -15.21       | 54.34                 | 4.45         | Peak    | 191               | 165                  |
| 3 | 5470.00      | 59.22                       | 68.20           | -8.98        | 54.72                 | 4.50         | Peak    | 191               | 165                  |
| 4 | 5850.00      | 60.11                       | 68.20           | -8.09        | 54.66                 | 5.45         | Peak    | 191               | 165                  |
| 5 | 11380.00     | 47.12                       | 54.00           | -6.88        | 32.51                 | 14.61        | Average | 100               | 39                   |
| 6 | 11380.00     | 60.15                       | 74.00           | -13.85       | 45.54                 | 14.61        | Peak    | 100               | 39                   |
| 7 | 17070.00     | 61.68                       | 68.20           | -6.52        | 43.93                 | 17.75        | Peak    | 100               | 14                   |

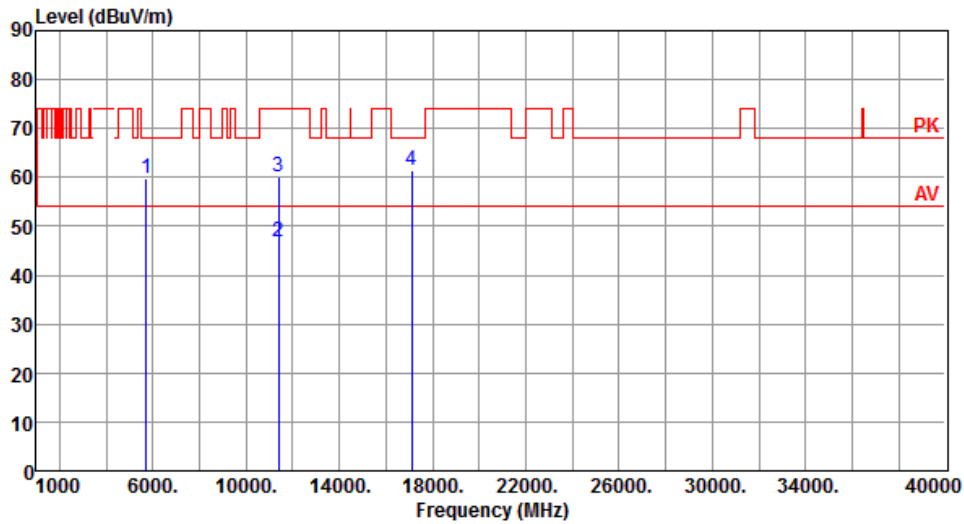
Note 1: Emission Level (dBuV/m) = SA Reading (dBuV/m) + Factor\* (dB)

\*Factor includes antenna factor , cable loss and amplifier gain

Note 2: Margin (dB) = Emission level (dBuV/m) – Limit (dBuV/m).

### 3.5.12 Transmitter Radiated Unwanted Emissions (Above 1GHz) for ax HE20 RU106

|                     |                        |                         |      |
|---------------------|------------------------|-------------------------|------|
| <b>Modulation</b>   | ax HE20 RU106 Index 54 | <b>Test Freq. (MHz)</b> | 5700 |
| <b>Polarization</b> | Horizontal             |                         |      |



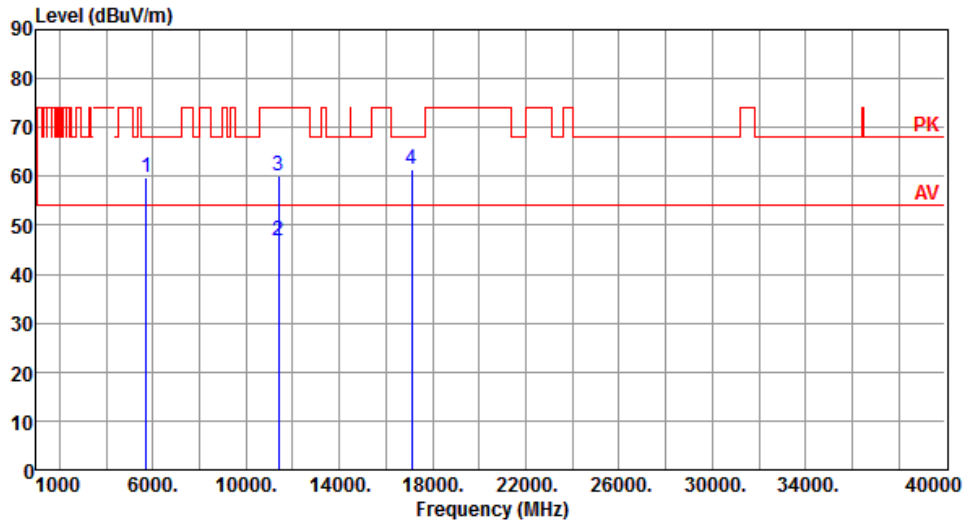
|   | Freq.<br>MHz | Emission<br>level<br>dBuV/m | Limit<br>dBuV/m | Margin<br>dB | SA<br>reading<br>dBuV | Factor<br>dB | Remark  | ANT<br>High<br>cm | Turn<br>Table<br>deg |
|---|--------------|-----------------------------|-----------------|--------------|-----------------------|--------------|---------|-------------------|----------------------|
| 1 | 5725.00      | 59.91                       | 68.20           | -8.29        | 55.06                 | 4.85         | Peak    | 202               | 161                  |
| 2 | 11400.00     | 46.84                       | 54.00           | -7.16        | 32.16                 | 14.68        | Average | 100               | 50                   |
| 3 | 11400.00     | 60.18                       | 74.00           | -13.82       | 45.50                 | 14.68        | Peak    | 100               | 50                   |
| 4 | 17100.00     | 61.50                       | 68.20           | -6.70        | 43.82                 | 17.68        | Peak    | 100               | 60                   |

Note 1: Emission Level (dBuV/m) = SA Reading (dBuV/m) + Factor\* (dB)

\*Factor includes antenna factor , cable loss and amplifier gain

Note 2: Margin (dB) = Emission level (dBuV/m) – Limit (dBuV/m).

|                     |                        |                         |      |
|---------------------|------------------------|-------------------------|------|
| <b>Modulation</b>   | ax HE20 RU106 Index 54 | <b>Test Freq. (MHz)</b> | 5700 |
| <b>Polarization</b> | Vertical               |                         |      |



|   | Freq.<br>MHz | Emission<br>level<br>dBuV/m | Limit<br>dBuV/m | Margin<br>dB | SA<br>reading<br>dBuV | Factor<br>dB | Remark  | ANT<br>High<br>cm | Turn<br>Table<br>deg |
|---|--------------|-----------------------------|-----------------|--------------|-----------------------|--------------|---------|-------------------|----------------------|
| 1 | 5725.00      | 59.79                       | 68.20           | -8.41        | 54.94                 | 4.85         | Peak    | 100               | 149                  |
| 2 | 11400.00     | 46.94                       | 54.00           | -7.06        | 32.26                 | 14.68        | Average | 100               | 80                   |
| 3 | 11400.00     | 60.01                       | 74.00           | -13.99       | 45.33                 | 14.68        | Peak    | 100               | 80                   |
| 4 | 17100.00     | 61.58                       | 68.20           | -6.62        | 43.90                 | 17.68        | Peak    | 100               | 40                   |

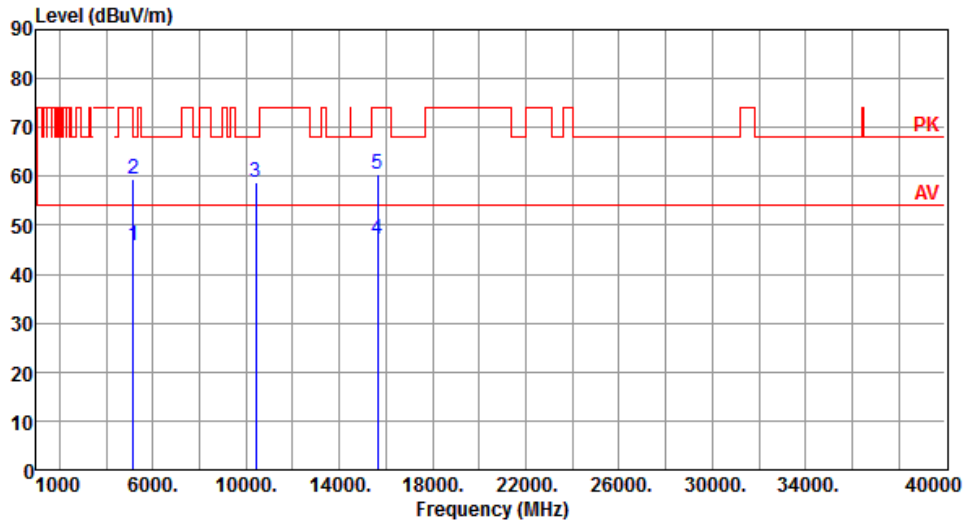
Note 1: Emission Level (dBuV/m) = SA Reading (dBuV/m) + Factor\* (dB)

\*Factor includes antenna factor , cable loss and amplifier gain

Note 2: Margin (dB) = Emission level (dBuV/m) – Limit (dBuV/m).

### 3.5.13 Transmitter Radiated Unwanted Emissions (Above 1GHz) for ax HE80 RU26

|                     |                      |                         |      |
|---------------------|----------------------|-------------------------|------|
| <b>Modulation</b>   | ax HE80 RU26 Index 0 | <b>Test Freq. (MHz)</b> | 5210 |
| <b>Polarization</b> | Horizontal           |                         |      |



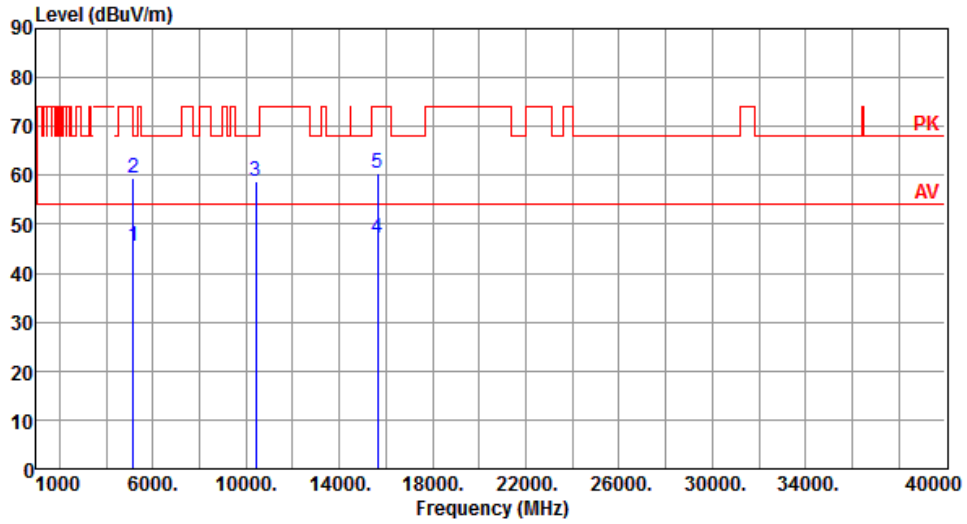
|   | Freq.<br>MHz | Emission<br>level<br>dBuV/m | Limit<br>dBuV/m | Margin<br>dB | SA<br>reading<br>dBuV | Factor<br>dB | Remark  | ANT<br>High<br>cm | Turn<br>Table<br>deg |
|---|--------------|-----------------------------|-----------------|--------------|-----------------------|--------------|---------|-------------------|----------------------|
| 1 | 5150.00      | 45.85                       | 54.00           | -8.15        | 41.21                 | 4.64         | Average | 166               | 125                  |
| 2 | 5150.00      | 59.44                       | 74.00           | -14.56       | 54.80                 | 4.64         | Peak    | 166               | 125                  |
| 3 | 10420.00     | 58.90                       | 68.20           | -9.30        | 44.56                 | 14.34        | Peak    | 100               | 60                   |
| 4 | 15630.00     | 47.32                       | 54.00           | -6.68        | 32.81                 | 14.51        | Average | 100               | 55                   |
| 5 | 15630.00     | 60.52                       | 74.00           | -13.48       | 46.01                 | 14.51        | Peak    | 100               | 55                   |

Note 1: Emission Level (dBuV/m) = SA Reading (dBuV/m) + Factor\* (dB)

\*Factor includes antenna factor , cable loss and amplifier gain

Note 2: Margin (dB) = Emission level (dBuV/m) – Limit (dBuV/m).

|                     |                      |                         |      |
|---------------------|----------------------|-------------------------|------|
| <b>Modulation</b>   | ax HE80 RU26 Index 0 | <b>Test Freq. (MHz)</b> | 5210 |
| <b>Polarization</b> | Vertical             |                         |      |



|   | Freq.<br>MHz | Emission<br>level<br>dBuV/m | Limit<br>dBuV/m | Margin<br>dB | SA<br>reading<br>dBuV | Factor<br>dB | Remark  | ANT<br>High<br>cm | Turn<br>Table<br>deg |
|---|--------------|-----------------------------|-----------------|--------------|-----------------------|--------------|---------|-------------------|----------------------|
| 1 | 5150.00      | 45.47                       | 54.00           | -8.53        | 40.83                 | 4.64         | Average | 100               | 146                  |
| 2 | 5150.00      | 59.38                       | 74.00           | -14.62       | 54.74                 | 4.64         | Peak    | 100               | 146                  |
| 3 | 10420.00     | 58.88                       | 68.20           | -9.32        | 44.54                 | 14.34        | Peak    | 100               | 80                   |
| 4 | 15630.00     | 47.31                       | 54.00           | -6.69        | 32.80                 | 14.51        | Average | 100               | 30                   |
| 5 | 15630.00     | 60.54                       | 74.00           | -13.46       | 46.03                 | 14.51        | Peak    | 100               | 30                   |

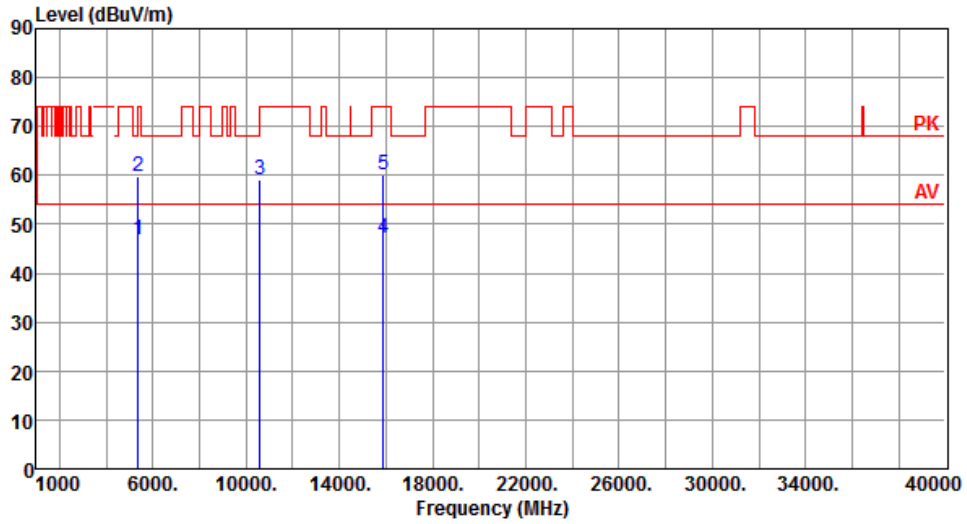
Note 1: Emission Level (dBuV/m) = SA Reading (dBuV/m) + Factor\* (dB)

\*Factor includes antenna factor , cable loss and amplifier gain

Note 2: Margin (dB) = Emission level (dBuV/m) – Limit (dBuV/m).



|                     |                       |                         |      |
|---------------------|-----------------------|-------------------------|------|
| <b>Modulation</b>   | ax HE80 RU26 Index 36 | <b>Test Freq. (MHz)</b> | 5290 |
| <b>Polarization</b> | Horizontal            |                         |      |



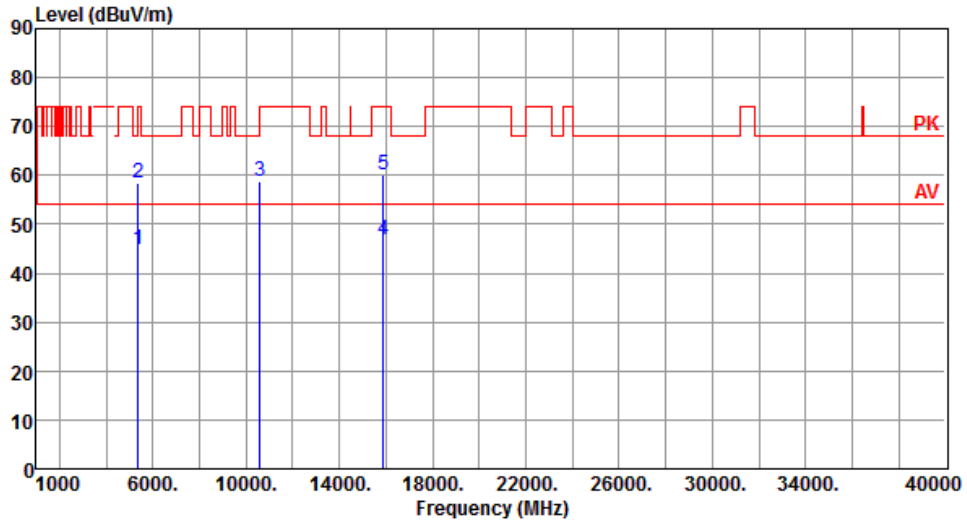
|   | Freq.<br>MHz | Emission<br>level<br>dBuV/m | Limit<br>dBuV/m | Margin<br>dB | SA<br>reading<br>dBuV | Factor<br>dB | Remark  | ANT<br>High<br>cm | Turn<br>Table<br>deg |
|---|--------------|-----------------------------|-----------------|--------------|-----------------------|--------------|---------|-------------------|----------------------|
| 1 | 5350.00      | 46.81                       | 54.00           | -7.19        | 42.87                 | 3.94         | Average | 198               | 123                  |
| 2 | 5350.00      | 59.74                       | 74.00           | -14.26       | 55.80                 | 3.94         | Peak    | 198               | 123                  |
| 3 | 10580.00     | 59.07                       | 68.20           | -9.13        | 44.75                 | 14.32        | Peak    | 100               | 30                   |
| 4 | 15870.00     | 47.10                       | 54.00           | -6.90        | 32.87                 | 14.23        | Average | 100               | 40                   |
| 5 | 15870.00     | 60.10                       | 74.00           | -13.90       | 45.87                 | 14.23        | Peak    | 100               | 40                   |

Note 1: Emission Level (dBuV/m) = SA Reading (dBuV/m) + Factor\* (dB)

\*Factor includes antenna factor , cable loss and amplifier gain

Note 2: Margin (dB) = Emission level (dBuV/m) – Limit (dBuV/m).

|                     |                       |                         |      |
|---------------------|-----------------------|-------------------------|------|
| <b>Modulation</b>   | ax HE80 RU26 Index 36 | <b>Test Freq. (MHz)</b> | 5290 |
| <b>Polarization</b> | Vertical              |                         |      |



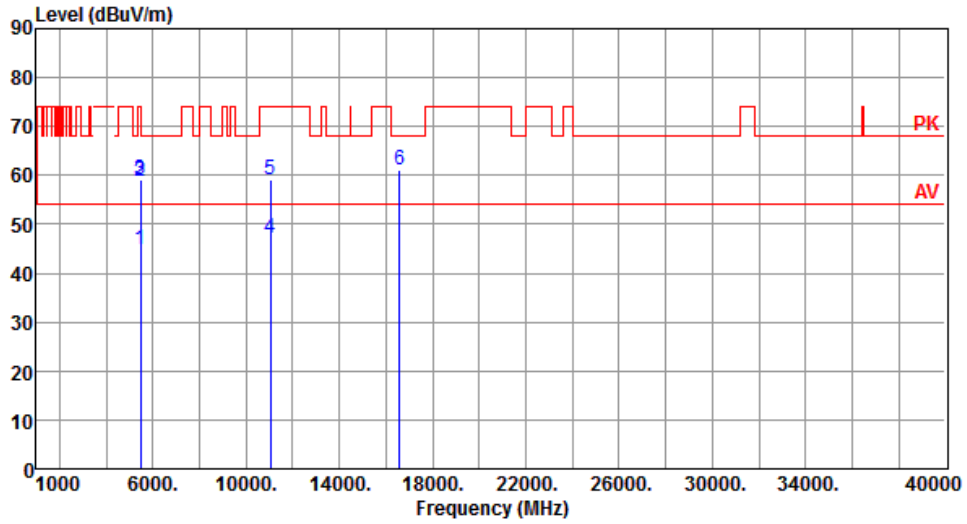
|   | Freq.<br>MHz | Emission<br>level<br>dBuV/m | Limit<br>dBuV/m | Margin<br>dB | SA<br>reading<br>dBuV | Factor<br>dB | Remark  | ANT<br>High<br>cm | Turn<br>Table<br>deg |
|---|--------------|-----------------------------|-----------------|--------------|-----------------------|--------------|---------|-------------------|----------------------|
| 1 | 5350.00      | 44.74                       | 54.00           | -9.26        | 40.80                 | 3.94         | Average | 100               | 148                  |
| 2 | 5350.00      | 58.29                       | 74.00           | -15.71       | 54.35                 | 3.94         | Peak    | 100               | 148                  |
| 3 | 10580.00     | 58.69                       | 68.20           | -9.51        | 44.37                 | 14.32        | Peak    | 100               | 70                   |
| 4 | 15870.00     | 46.86                       | 54.00           | -7.14        | 32.63                 | 14.23        | Average | 100               | 30                   |
| 5 | 15870.00     | 60.06                       | 74.00           | -13.94       | 45.83                 | 14.23        | Peak    | 100               | 30                   |

Note 1: Emission Level (dBuV/m) = SA Reading (dBuV/m) + Factor\* (dB)

\*Factor includes antenna factor , cable loss and amplifier gain

Note 2: Margin (dB) = Emission level (dBuV/m) – Limit (dBuV/m).

|                     |                      |                         |      |
|---------------------|----------------------|-------------------------|------|
| <b>Modulation</b>   | ax HE80 RU26 Index 0 | <b>Test Freq. (MHz)</b> | 5530 |
| <b>Polarization</b> | Horizontal           |                         |      |



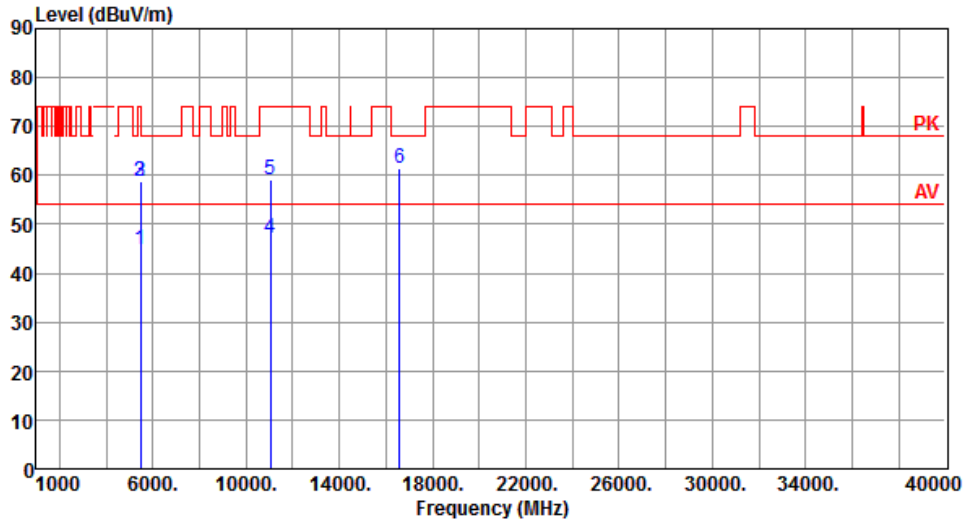
|   | Freq.<br>MHz | Emission<br>level<br>dBuV/m | Limit<br>dBuV/m | Margin<br>dB | SA<br>reading<br>dBuV | Factor<br>dB | Remark  | ANT<br>High<br>cm | Turn<br>Table<br>deg |
|---|--------------|-----------------------------|-----------------|--------------|-----------------------|--------------|---------|-------------------|----------------------|
| 1 | 5460.00      | 44.81                       | 54.00           | -9.19        | 40.36                 | 4.45         | Average | 166               | 114                  |
| 2 | 5460.00      | 58.89                       | 74.00           | -15.11       | 54.44                 | 4.45         | Peak    | 166               | 114                  |
| 3 | 5470.00      | 59.04                       | 68.20           | -9.16        | 54.54                 | 4.50         | Peak    | 166               | 114                  |
| 4 | 11060.00     | 47.22                       | 54.00           | -6.78        | 32.55                 | 14.67        | Average | 100               | 30                   |
| 5 | 11060.00     | 59.27                       | 74.00           | -14.73       | 44.60                 | 14.67        | Peak    | 100               | 30                   |
| 6 | 16590.00     | 61.21                       | 68.20           | -6.99        | 44.60                 | 16.61        | Peak    | 100               | 50                   |

Note 1: Emission Level (dBuV/m) = SA Reading (dBuV/m) + Factor\* (dB)

\*Factor includes antenna factor , cable loss and amplifier gain

Note 2: Margin (dB) = Emission level (dBuV/m) – Limit (dBuV/m).

|                     |                      |                         |      |
|---------------------|----------------------|-------------------------|------|
| <b>Modulation</b>   | ax HE80 RU26 Index 0 | <b>Test Freq. (MHz)</b> | 5530 |
| <b>Polarization</b> | Vertical             |                         |      |



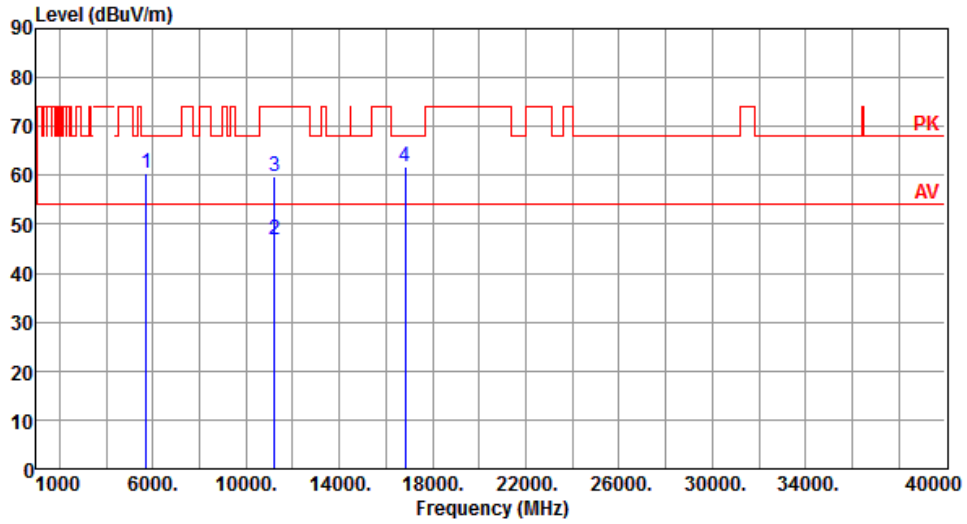
|   | Freq.<br>MHz | Emission<br>level<br>dBuV/m | Limit<br>dBuV/m | Margin<br>dB | SA<br>reading<br>dBuV | Factor<br>dB | Remark  | ANT<br>High<br>cm | Turn<br>Table<br>deg |
|---|--------------|-----------------------------|-----------------|--------------|-----------------------|--------------|---------|-------------------|----------------------|
| 1 | 5460.00      | 44.67                       | 54.00           | -9.33        | 40.22                 | 4.45         | Average | 100               | 147                  |
| 2 | 5460.00      | 58.78                       | 74.00           | -15.22       | 54.33                 | 4.45         | Peak    | 100               | 147                  |
| 3 | 5470.00      | 58.94                       | 68.20           | -9.26        | 54.44                 | 4.50         | Peak    | 100               | 147                  |
| 4 | 11060.00     | 47.00                       | 54.00           | -7.00        | 32.33                 | 14.67        | Average | 100               | 40                   |
| 5 | 11060.00     | 59.17                       | 74.00           | -14.83       | 44.50                 | 14.67        | Peak    | 100               | 40                   |
| 6 | 16590.00     | 61.36                       | 68.20           | -6.84        | 44.75                 | 16.61        | Peak    | 100               | 60                   |

Note 1: Emission Level (dBuV/m) = SA Reading (dBuV/m) + Factor\* (dB)

\*Factor includes antenna factor , cable loss and amplifier gain

Note 2: Margin (dB) = Emission level (dBuV/m) – Limit (dBuV/m).

|                     |                       |                         |      |
|---------------------|-----------------------|-------------------------|------|
| <b>Modulation</b>   | ax HE80 RU26 Index 18 | <b>Test Freq. (MHz)</b> | 5610 |
| <b>Polarization</b> | Horizontal            |                         |      |



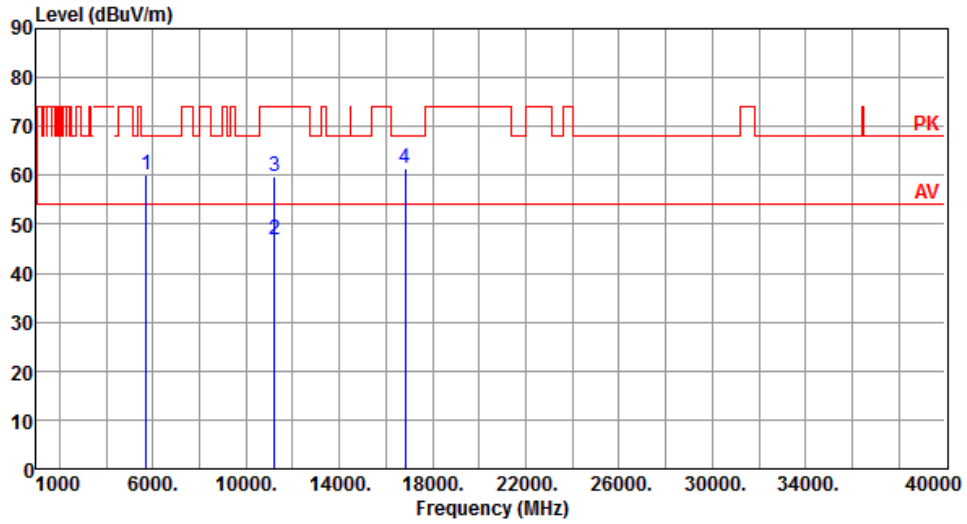
|   | Freq.<br>MHz | Emission<br>level<br>dBuV/m | Limit<br>dBuV/m | Margin<br>dB | SA<br>reading<br>dBuV | Factor<br>dB | Remark  | ANT<br>High<br>cm | Turn<br>Table<br>deg |
|---|--------------|-----------------------------|-----------------|--------------|-----------------------|--------------|---------|-------------------|----------------------|
| 1 | 5725.00      | 60.44                       | 68.20           | -7.76        | 55.59                 | 4.85         | Peak    | 168               | 113                  |
| 2 | 11220.00     | 46.69                       | 54.00           | -7.31        | 32.40                 | 14.29        | Average | 100               | 80                   |
| 3 | 11220.00     | 59.67                       | 74.00           | -14.33       | 45.38                 | 14.29        | Peak    | 100               | 80                   |
| 4 | 16830.00     | 61.88                       | 68.20           | -6.32        | 44.23                 | 17.65        | Peak    | 100               | 50                   |

Note 1: Emission Level (dBuV/m) = SA Reading (dBuV/m) + Factor\* (dB)

\*Factor includes antenna factor , cable loss and amplifier gain

Note 2: Margin (dB) = Emission level (dBuV/m) – Limit (dBuV/m).

|                     |                       |                         |      |
|---------------------|-----------------------|-------------------------|------|
| <b>Modulation</b>   | ax HE80 RU26 Index 18 | <b>Test Freq. (MHz)</b> | 5610 |
| <b>Polarization</b> | Vertical              |                         |      |



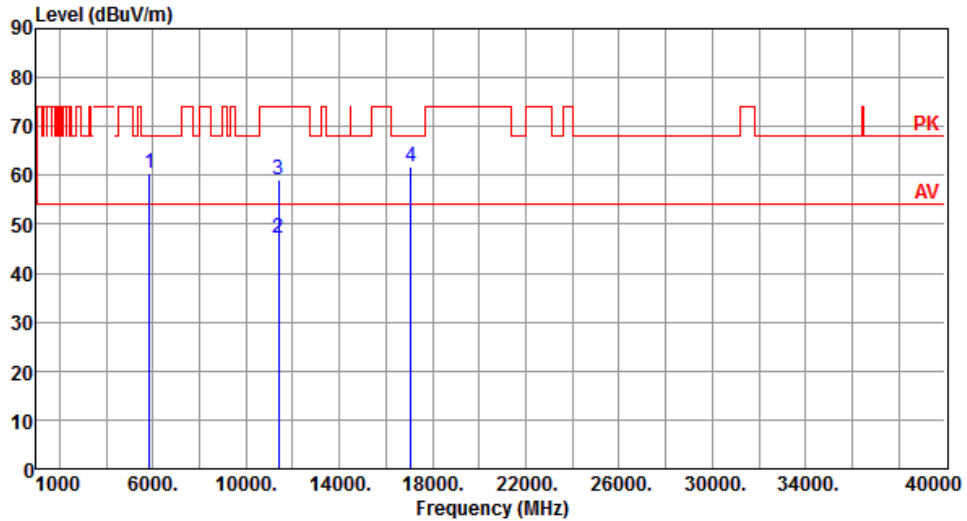
|   | Freq.<br>MHz | Emission<br>level<br>dBuV/m | Limit<br>dBuV/m | Margin<br>dB | SA<br>reading<br>dBuV | Factor<br>dB | Remark  | ANT<br>High<br>cm | Turn<br>Table<br>deg |
|---|--------------|-----------------------------|-----------------|--------------|-----------------------|--------------|---------|-------------------|----------------------|
| 1 | 5725.00      | 60.19                       | 68.20           | -8.01        | 55.34                 | 4.85         | Peak    | 100               | 146                  |
| 2 | 11220.00     | 46.80                       | 54.00           | -7.20        | 32.51                 | 14.29        | Average | 100               | 40                   |
| 3 | 11220.00     | 59.81                       | 74.00           | -14.19       | 45.52                 | 14.29        | Peak    | 100               | 40                   |
| 4 | 16830.00     | 61.58                       | 68.20           | -6.62        | 43.93                 | 17.65        | Peak    | 100               | 55                   |

Note 1: Emission Level (dBuV/m) = SA Reading (dBuV/m) + Factor\* (dB)

\*Factor includes antenna factor , cable loss and amplifier gain

Note 2: Margin (dB) = Emission level (dBuV/m) – Limit (dBuV/m).

|                     |                       |                         |      |
|---------------------|-----------------------|-------------------------|------|
| <b>Modulation</b>   | ax HE80 RU26 Index 36 | <b>Test Freq. (MHz)</b> | 5690 |
| <b>Polarization</b> | Horizontal            |                         |      |



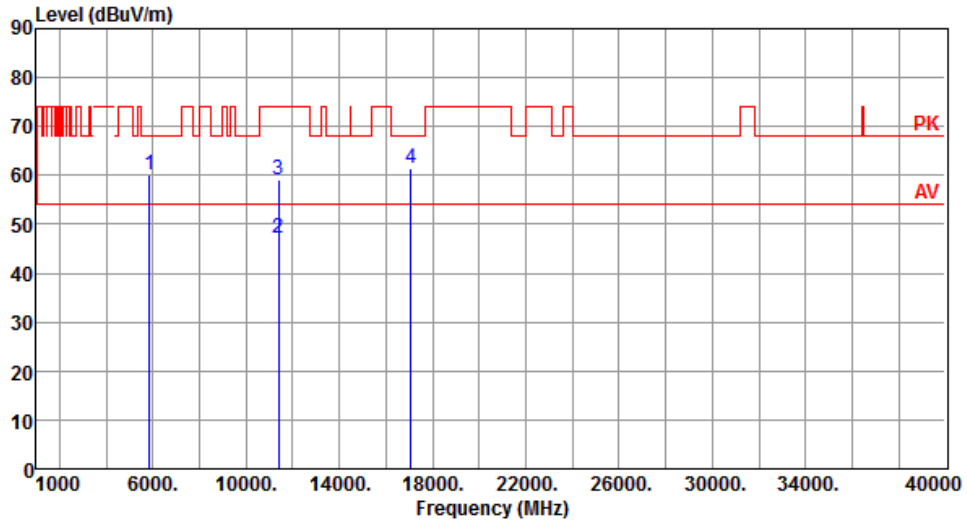
|   | Freq.<br>MHz | Emission<br>level<br>dBuV/m | Limit<br>dBuV/m | Margin<br>dB | SA<br>reading<br>dBuV | Factor<br>dB | Remark  | ANT<br>High<br>cm | Turn<br>Table<br>deg |
|---|--------------|-----------------------------|-----------------|--------------|-----------------------|--------------|---------|-------------------|----------------------|
| 1 | 5850.00      | 60.38                       | 68.20           | -7.82        | 54.93                 | 5.45         | Peak    | 165               | 115                  |
| 2 | 11380.00     | 47.12                       | 54.00           | -6.88        | 32.51                 | 14.61        | Average | 100               | 30                   |
| 3 | 11380.00     | 59.21                       | 74.00           | -14.79       | 44.60                 | 14.61        | Peak    | 100               | 30                   |
| 4 | 17070.00     | 61.79                       | 68.20           | -6.41        | 44.04                 | 17.75        | Peak    | 100               | 20                   |

Note 1: Emission Level (dBuV/m) = SA Reading (dBuV/m) + Factor\* (dB)

\*Factor includes antenna factor , cable loss and amplifier gain

Note 2: Margin (dB) = Emission level (dBuV/m) – Limit (dBuV/m).

|                     |                       |                         |      |
|---------------------|-----------------------|-------------------------|------|
| <b>Modulation</b>   | ax HE80 RU26 Index 36 | <b>Test Freq. (MHz)</b> | 5690 |
| <b>Polarization</b> | Vertical              |                         |      |



|   | Freq.<br>MHz | Emission<br>level<br>dBuV/m | Limit<br>dBuV/m | Margin<br>dB | SA<br>reading<br>dBuV | Factor<br>dB | Remark  | ANT<br>High<br>cm | Turn<br>Table<br>deg |
|---|--------------|-----------------------------|-----------------|--------------|-----------------------|--------------|---------|-------------------|----------------------|
| 1 | 5850.00      | 60.19                       | 68.20           | -8.01        | 54.74                 | 5.45         | Peak    | 100               | 146                  |
| 2 | 11380.00     | 47.01                       | 54.00           | -6.99        | 32.40                 | 14.61        | Average | 100               | 70                   |
| 3 | 11380.00     | 59.02                       | 74.00           | -14.98       | 44.41                 | 14.61        | Peak    | 100               | 70                   |
| 4 | 17070.00     | 61.60                       | 68.20           | -6.60        | 43.85                 | 17.75        | Peak    | 100               | 40                   |

Note 1: Emission Level (dBuV/m) = SA Reading (dBuV/m) + Factor\* (dB)

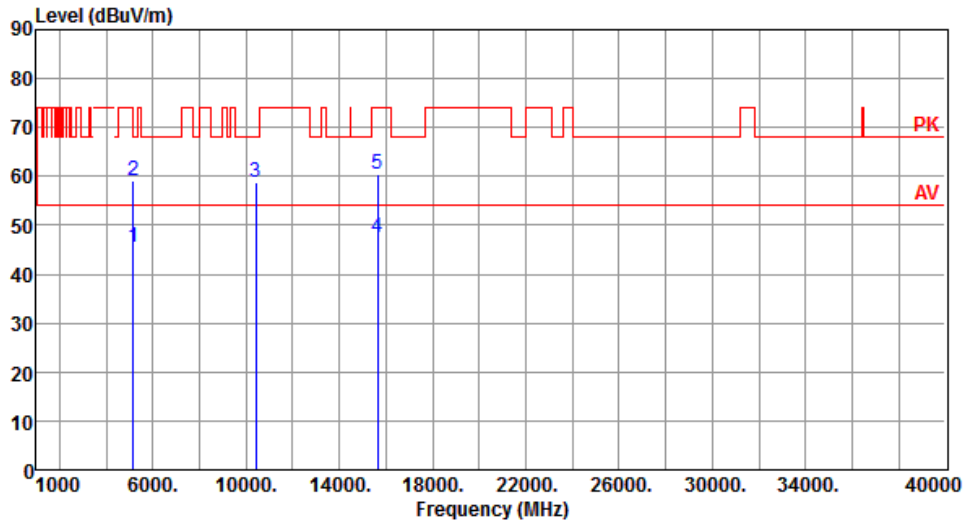
\*Factor includes antenna factor , cable loss and amplifier gain

Note 2: Margin (dB) = Emission level (dBuV/m) – Limit (dBuV/m).



### 3.5.14 Transmitter Radiated Unwanted Emissions (Above 1GHz) for ax HE80 RU52

|                     |                       |                         |      |
|---------------------|-----------------------|-------------------------|------|
| <b>Modulation</b>   | ax HE80 RU52 Index 37 | <b>Test Freq. (MHz)</b> | 5210 |
| <b>Polarization</b> | Horizontal            |                         |      |



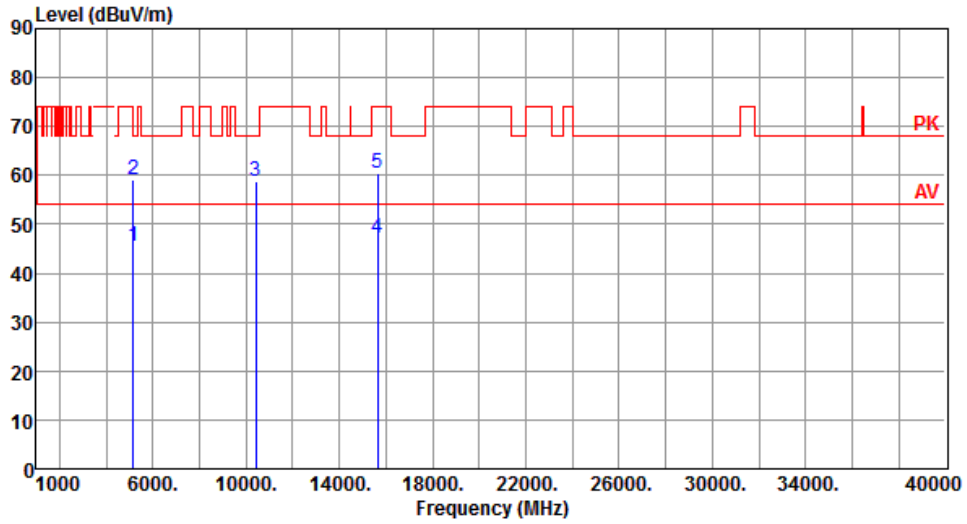
|   | Freq.<br>MHz | Emission<br>level<br>dBuV/m | Limit<br>dBuV/m | Margin<br>dB | SA<br>reading<br>dBuV | Factor<br>dB | Remark  | ANT<br>High<br>cm | Turn<br>Table<br>deg |
|---|--------------|-----------------------------|-----------------|--------------|-----------------------|--------------|---------|-------------------|----------------------|
| 1 | 5150.00      | 45.65                       | 54.00           | -8.35        | 41.01                 | 4.64         | Average | 189               | 121                  |
| 2 | 5150.00      | 59.13                       | 74.00           | -14.87       | 54.49                 | 4.64         | Peak    | 189               | 121                  |
| 3 | 10420.00     | 58.90                       | 68.20           | -9.30        | 44.56                 | 14.34        | Peak    | 100               | 30                   |
| 4 | 15630.00     | 47.43                       | 54.00           | -6.57        | 32.92                 | 14.51        | Average | 100               | 50                   |
| 5 | 15630.00     | 60.52                       | 74.00           | -13.48       | 46.01                 | 14.51        | Peak    | 100               | 50                   |

Note 1: Emission Level (dBuV/m) = SA Reading (dBuV/m) + Factor\* (dB)

\*Factor includes antenna factor , cable loss and amplifier gain

Note 2: Margin (dB) = Emission level (dBuV/m) – Limit (dBuV/m).

|                     |                       |                         |      |
|---------------------|-----------------------|-------------------------|------|
| <b>Modulation</b>   | ax HE80 RU52 Index 37 | <b>Test Freq. (MHz)</b> | 5210 |
| <b>Polarization</b> | Vertical              |                         |      |



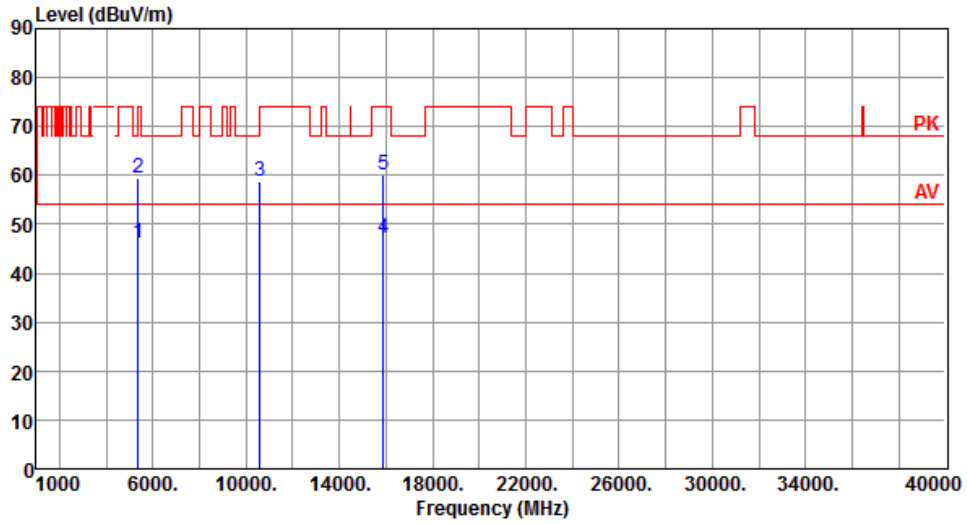
|   | Freq.<br>MHz | Emission<br>level<br>dBuV/m | Limit<br>dBuV/m | Margin<br>dB | SA<br>reading<br>dBuV | Factor<br>dB | Remark  | ANT<br>High<br>cm | Turn<br>Table<br>deg |
|---|--------------|-----------------------------|-----------------|--------------|-----------------------|--------------|---------|-------------------|----------------------|
| 1 | 5150.00      | 45.33                       | 54.00           | -8.67        | 40.69                 | 4.64         | Average | 100               | 144                  |
| 2 | 5150.00      | 59.00                       | 74.00           | -15.00       | 54.36                 | 4.64         | Peak    | 100               | 144                  |
| 3 | 10420.00     | 58.72                       | 68.20           | -9.48        | 44.38                 | 14.34        | Peak    | 100               | 50                   |
| 4 | 15630.00     | 47.32                       | 54.00           | -6.68        | 32.81                 | 14.51        | Average | 100               | 60                   |
| 5 | 15630.00     | 60.40                       | 74.00           | -13.60       | 45.89                 | 14.51        | Peak    | 100               | 60                   |

Note 1: Emission Level (dBuV/m) = SA Reading (dBuV/m) + Factor\* (dB)

\*Factor includes antenna factor , cable loss and amplifier gain

Note 2: Margin (dB) = Emission level (dBuV/m) – Limit (dBuV/m).

|                     |                       |                         |      |
|---------------------|-----------------------|-------------------------|------|
| <b>Modulation</b>   | ax HE80 RU52 Index 52 | <b>Test Freq. (MHz)</b> | 5290 |
| <b>Polarization</b> | Horizontal            |                         |      |



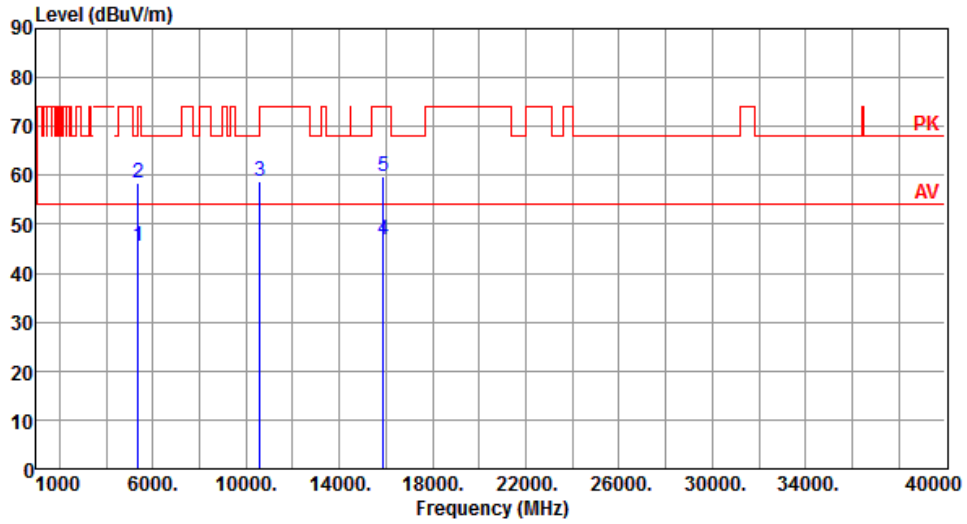
|   | Freq.<br>MHz | Emission<br>level<br>dBuV/m | Limit<br>dBuV/m | Margin<br>dB | SA<br>reading<br>dBuV | Factor<br>dB | Remark  | ANT<br>High<br>cm | Turn<br>Table<br>deg |
|---|--------------|-----------------------------|-----------------|--------------|-----------------------|--------------|---------|-------------------|----------------------|
| 1 | 5350.00      | 46.06                       | 54.00           | -7.94        | 42.12                 | 3.94         | Average | 202               | 120                  |
| 2 | 5350.00      | 59.47                       | 74.00           | -14.53       | 55.53                 | 3.94         | Peak    | 202               | 120                  |
| 3 | 10580.00     | 58.94                       | 68.20           | -9.26        | 44.62                 | 14.32        | Peak    | 100               | 50                   |
| 4 | 15870.00     | 47.14                       | 54.00           | -6.86        | 32.91                 | 14.23        | Average | 100               | 20                   |
| 5 | 15870.00     | 60.06                       | 74.00           | -13.94       | 45.83                 | 14.23        | Peak    | 100               | 20                   |

Note 1: Emission Level (dBuV/m) = SA Reading (dBuV/m) + Factor\* (dB)

\*Factor includes antenna factor , cable loss and amplifier gain

Note 2: Margin (dB) = Emission level (dBuV/m) – Limit (dBuV/m).

|                     |                       |                         |      |
|---------------------|-----------------------|-------------------------|------|
| <b>Modulation</b>   | ax HE80 RU52 Index 52 | <b>Test Freq. (MHz)</b> | 5290 |
| <b>Polarization</b> | Vertical              |                         |      |



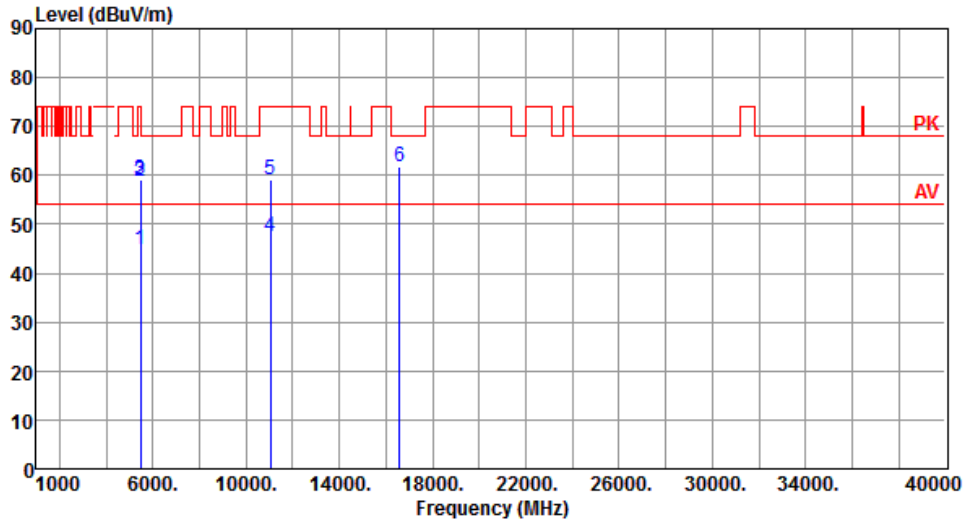
|   | Freq.<br>MHz | Emission<br>level<br>dBuV/m | Limit<br>dBuV/m | Margin<br>dB | SA<br>reading<br>dBuV | Factor<br>dB | Remark  | ANT<br>High<br>cm | Turn<br>Table<br>deg |
|---|--------------|-----------------------------|-----------------|--------------|-----------------------|--------------|---------|-------------------|----------------------|
| 1 | 5350.00      | 45.41                       | 54.00           | -8.59        | 41.47                 | 3.94         | Average | 100               | 143                  |
| 2 | 5350.00      | 58.44                       | 74.00           | -15.56       | 54.50                 | 3.94         | Peak    | 100               | 143                  |
| 3 | 10580.00     | 58.84                       | 68.20           | -9.36        | 44.52                 | 14.32        | Peak    | 100               | 30                   |
| 4 | 15870.00     | 46.93                       | 54.00           | -7.07        | 32.70                 | 14.23        | Average | 100               | 70                   |
| 5 | 15870.00     | 59.89                       | 74.00           | -14.11       | 45.66                 | 14.23        | Peak    | 100               | 70                   |

Note 1: Emission Level (dBuV/m) = SA Reading (dBuV/m) + Factor\* (dB)

\*Factor includes antenna factor , cable loss and amplifier gain

Note 2: Margin (dB) = Emission level (dBuV/m) – Limit (dBuV/m).

|                     |                       |                         |      |
|---------------------|-----------------------|-------------------------|------|
| <b>Modulation</b>   | ax HE80 RU52 Index 37 | <b>Test Freq. (MHz)</b> | 5530 |
| <b>Polarization</b> | Horizontal            |                         |      |



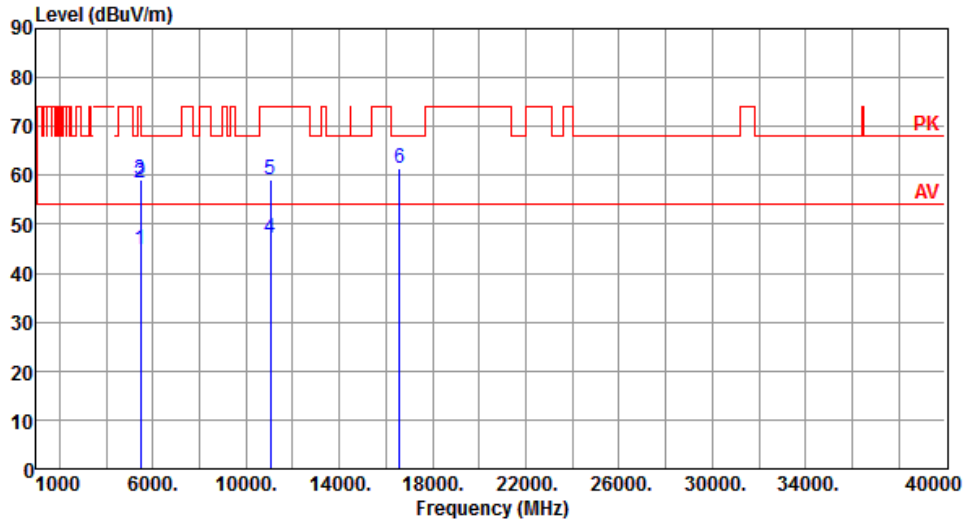
|   | Freq.<br>MHz | Emission<br>level<br>dBuV/m | Limit<br>dBuV/m | Margin<br>dB | SA<br>reading<br>dBuV | Factor<br>dB | Remark  | ANT<br>High<br>cm | Turn<br>Table<br>deg |
|---|--------------|-----------------------------|-----------------|--------------|-----------------------|--------------|---------|-------------------|----------------------|
| 1 | 5460.00      | 44.83                       | 54.00           | -9.17        | 40.38                 | 4.45         | Average | 167               | 116                  |
| 2 | 5460.00      | 58.74                       | 74.00           | -15.26       | 54.29                 | 4.45         | Peak    | 167               | 116                  |
| 3 | 5470.00      | 59.22                       | 68.20           | -8.98        | 54.72                 | 4.50         | Peak    | 167               | 116                  |
| 4 | 11060.00     | 47.34                       | 54.00           | -6.66        | 32.67                 | 14.67        | Average | 100               | 70                   |
| 5 | 11060.00     | 59.28                       | 74.00           | -14.72       | 44.61                 | 14.67        | Peak    | 100               | 70                   |
| 6 | 16590.00     | 61.80                       | 68.20           | -6.40        | 45.19                 | 16.61        | Peak    | 100               | 20                   |

Note 1: Emission Level (dBuV/m) = SA Reading (dBuV/m) + Factor\* (dB)

\*Factor includes antenna factor , cable loss and amplifier gain

Note 2: Margin (dB) = Emission level (dBuV/m) – Limit (dBuV/m).

|                     |                       |                         |      |
|---------------------|-----------------------|-------------------------|------|
| <b>Modulation</b>   | ax HE80 RU52 Index 37 | <b>Test Freq. (MHz)</b> | 5530 |
| <b>Polarization</b> | Vertical              |                         |      |



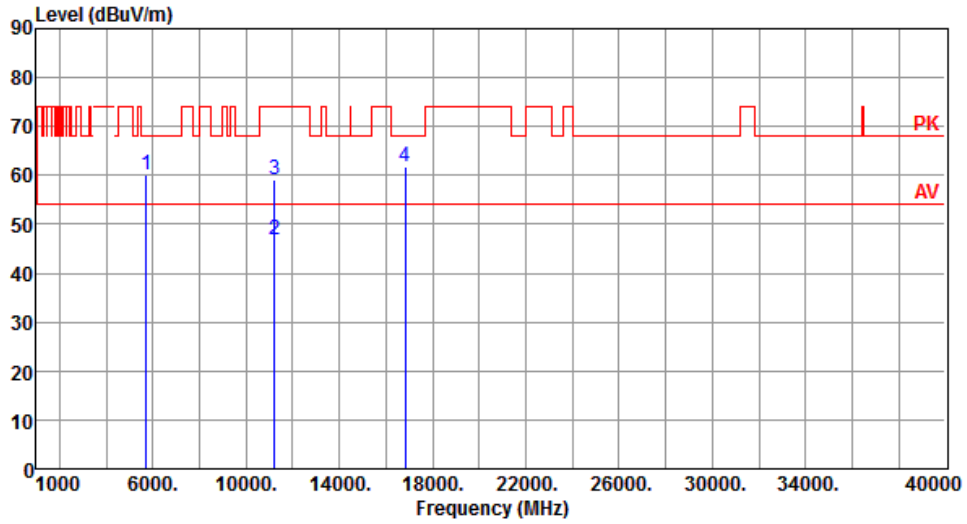
|   | Freq.<br>MHz | Emission<br>level<br>dBuV/m | Limit<br>dBuV/m | Margin<br>dB | SA<br>reading<br>dBuV | Factor<br>dB | Remark  | ANT<br>High<br>cm | Turn<br>Table<br>deg |
|---|--------------|-----------------------------|-----------------|--------------|-----------------------|--------------|---------|-------------------|----------------------|
| 1 | 5460.00      | 44.67                       | 54.00           | -9.33        | 40.22                 | 4.45         | Average | 100               | 148                  |
| 2 | 5460.00      | 58.51                       | 74.00           | -15.49       | 54.06                 | 4.45         | Peak    | 100               | 148                  |
| 3 | 5470.00      | 59.04                       | 68.20           | -9.16        | 54.54                 | 4.50         | Peak    | 100               | 148                  |
| 4 | 11060.00     | 47.17                       | 54.00           | -6.83        | 32.50                 | 14.67        | Average | 100               | 100                  |
| 5 | 11060.00     | 59.18                       | 74.00           | -14.82       | 44.51                 | 14.67        | Peak    | 100               | 100                  |
| 6 | 16590.00     | 61.49                       | 68.20           | -6.71        | 44.88                 | 16.61        | Peak    | 100               | 50                   |

Note 1: Emission Level (dBuV/m) = SA Reading (dBuV/m) + Factor\* (dB)

\*Factor includes antenna factor , cable loss and amplifier gain

Note 2: Margin (dB) = Emission level (dBuV/m) – Limit (dBuV/m).

|                     |                       |                         |      |
|---------------------|-----------------------|-------------------------|------|
| <b>Modulation</b>   | ax HE80 RU52 Index 45 | <b>Test Freq. (MHz)</b> | 5610 |
| <b>Polarization</b> | Horizontal            |                         |      |



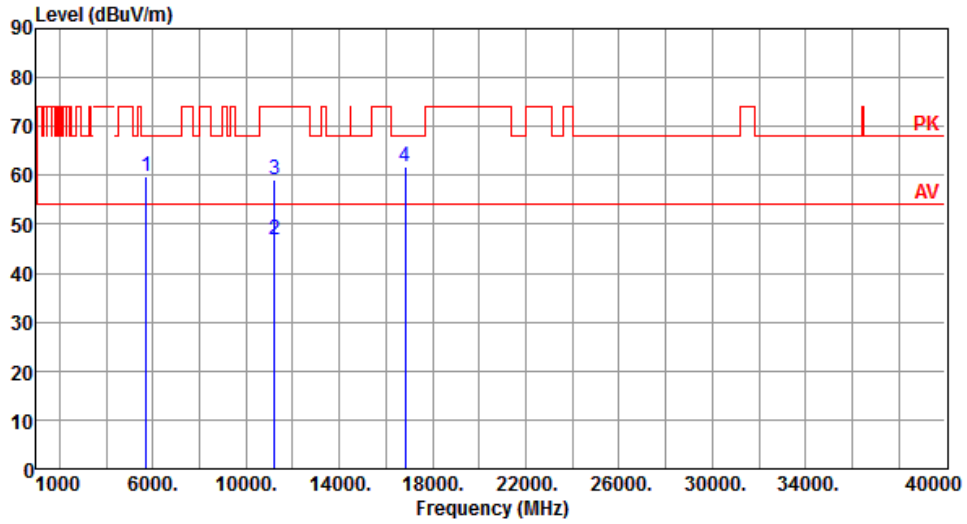
|   | Freq.<br>MHz | Emission<br>level<br>dBuV/m | Limit<br>dBuV/m | Margin<br>dB | SA<br>reading<br>dBuV | Factor<br>dB | Remark  | ANT<br>High<br>cm | Turn<br>Table<br>deg |
|---|--------------|-----------------------------|-----------------|--------------|-----------------------|--------------|---------|-------------------|----------------------|
| 1 | 5725.00      | 60.01                       | 68.20           | -8.19        | 55.16                 | 4.85         | Peak    | 176               | 115                  |
| 2 | 11220.00     | 46.93                       | 54.00           | -7.07        | 32.64                 | 14.29        | Average | 100               | 90                   |
| 3 | 11220.00     | 59.08                       | 74.00           | -14.92       | 44.79                 | 14.29        | Peak    | 100               | 90                   |
| 4 | 16830.00     | 61.87                       | 68.20           | -6.33        | 44.22                 | 17.65        | Peak    | 100               | 50                   |

Note 1: Emission Level (dBuV/m) = SA Reading (dBuV/m) + Factor\* (dB)

\*Factor includes antenna factor , cable loss and amplifier gain

Note 2: Margin (dB) = Emission level (dBuV/m) – Limit (dBuV/m).

|                     |                       |                         |      |
|---------------------|-----------------------|-------------------------|------|
| <b>Modulation</b>   | ax HE80 RU52 Index 45 | <b>Test Freq. (MHz)</b> | 5610 |
| <b>Polarization</b> | Vertical              |                         |      |



|   | Freq.<br>MHz | Emission<br>level<br>dBuV/m | Limit<br>dBuV/m | Margin<br>dB | SA<br>reading<br>dBuV | Factor<br>dB | Remark  | ANT<br>High<br>cm | Turn<br>Table<br>deg |
|---|--------------|-----------------------------|-----------------|--------------|-----------------------|--------------|---------|-------------------|----------------------|
| 1 | 5725.00      | 59.90                       | 68.20           | -8.30        | 55.05                 | 4.85         | Peak    | 100               | 144                  |
| 2 | 11220.00     | 46.88                       | 54.00           | -7.12        | 32.59                 | 14.29        | Average | 100               | 80                   |
| 3 | 11220.00     | 58.98                       | 74.00           | -15.02       | 44.69                 | 14.29        | Peak    | 100               | 80                   |
| 4 | 16830.00     | 61.82                       | 68.20           | -6.38        | 44.17                 | 17.65        | Peak    | 100               | 60                   |

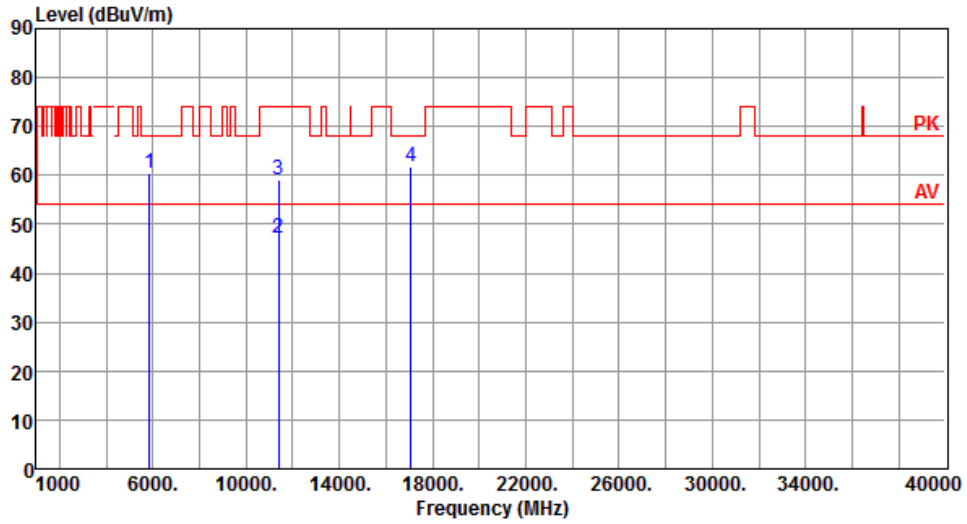
Note 1: Emission Level (dBuV/m) = SA Reading (dBuV/m) + Factor\* (dB)

\*Factor includes antenna factor , cable loss and amplifier gain

Note 2: Margin (dB) = Emission level (dBuV/m) – Limit (dBuV/m).



|                     |                       |                         |      |
|---------------------|-----------------------|-------------------------|------|
| <b>Modulation</b>   | ax HE80 RU52 Index 52 | <b>Test Freq. (MHz)</b> | 5690 |
| <b>Polarization</b> | Horizontal            |                         |      |



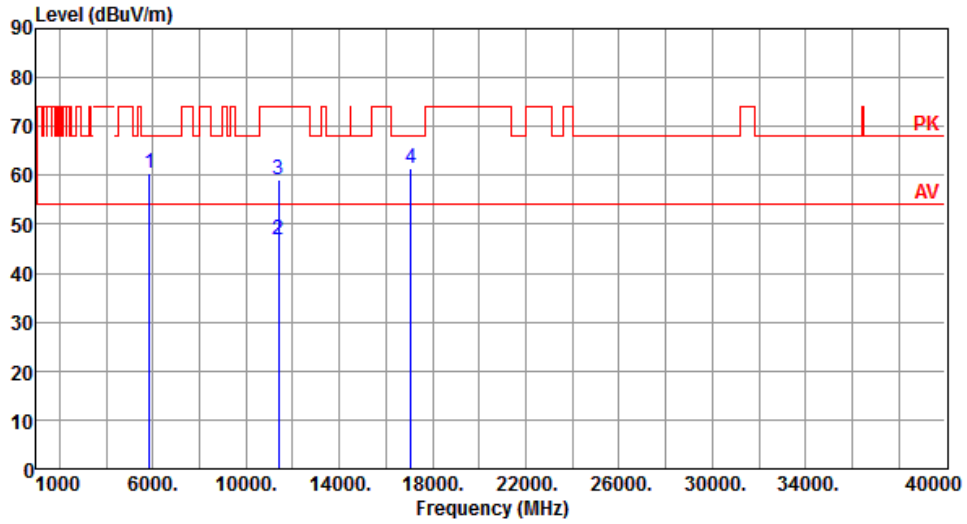
|   | Freq.<br>MHz | Emission<br>level<br>dBuV/m | Limit<br>dBuV/m | Margin<br>dB | SA<br>reading<br>dBuV | Factor<br>dB | Remark  | ANT<br>High<br>cm | Turn<br>Table<br>deg |
|---|--------------|-----------------------------|-----------------|--------------|-----------------------|--------------|---------|-------------------|----------------------|
| 1 | 5850.00      | 60.48                       | 68.20           | -7.72        | 55.03                 | 5.45         | Peak    | 165               | 118                  |
| 2 | 11380.00     | 47.16                       | 54.00           | -6.84        | 32.55                 | 14.61        | Average | 100               | 25                   |
| 3 | 11380.00     | 59.13                       | 74.00           | -14.87       | 44.52                 | 14.61        | Peak    | 100               | 25                   |
| 4 | 17070.00     | 61.77                       | 68.20           | -6.43        | 44.02                 | 17.75        | Peak    | 100               | 30                   |

Note 1: Emission Level (dBuV/m) = SA Reading (dBuV/m) + Factor\* (dB)

\*Factor includes antenna factor , cable loss and amplifier gain

Note 2: Margin (dB) = Emission level (dBuV/m) – Limit (dBuV/m).

|                     |                       |                         |      |
|---------------------|-----------------------|-------------------------|------|
| <b>Modulation</b>   | ax HE80 RU52 Index 52 | <b>Test Freq. (MHz)</b> | 5690 |
| <b>Polarization</b> | Vertical              |                         |      |



|   | Freq.<br>MHz | Emission<br>level<br>dBuV/m | Limit<br>dBuV/m | Margin<br>dB | SA<br>reading<br>dBuV | Factor<br>dB | Remark  | ANT<br>High<br>cm | Turn<br>Table<br>deg |
|---|--------------|-----------------------------|-----------------|--------------|-----------------------|--------------|---------|-------------------|----------------------|
| 1 | 5850.00      | 60.33                       | 68.20           | -7.87        | 54.88                 | 5.45         | Peak    | 100               | 150                  |
| 2 | 11380.00     | 46.98                       | 54.00           | -7.02        | 32.37                 | 14.61        | Average | 100               | 40                   |
| 3 | 11380.00     | 59.02                       | 74.00           | -14.98       | 44.41                 | 14.61        | Peak    | 100               | 40                   |
| 4 | 17070.00     | 61.60                       | 68.20           | -6.60        | 43.85                 | 17.75        | Peak    | 100               | 80                   |

Note 1: Emission Level (dBuV/m) = SA Reading (dBuV/m) + Factor\* (dB)

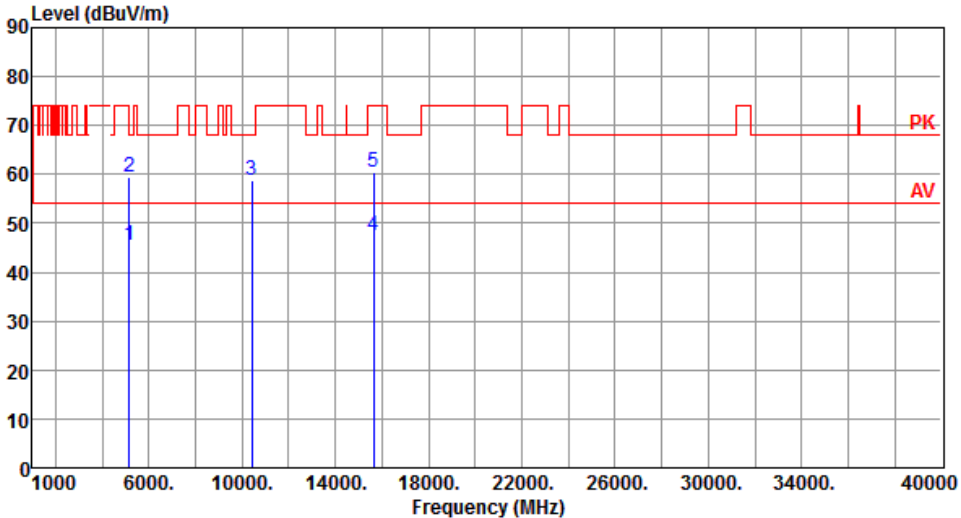
\*Factor includes antenna factor , cable loss and amplifier gain

Note 2: Margin (dB) = Emission level (dBuV/m) – Limit (dBuV/m).

### 3.5.15 Transmitter Radiated Unwanted Emissions (Above 1GHz) for ax HE80 RU106

|                     |                        |                         |      |
|---------------------|------------------------|-------------------------|------|
| <b>Modulation</b>   | ax HE80 RU106 Index 53 | <b>Test Freq. (MHz)</b> | 5210 |
| <b>Polarization</b> | Horizontal             |                         |      |

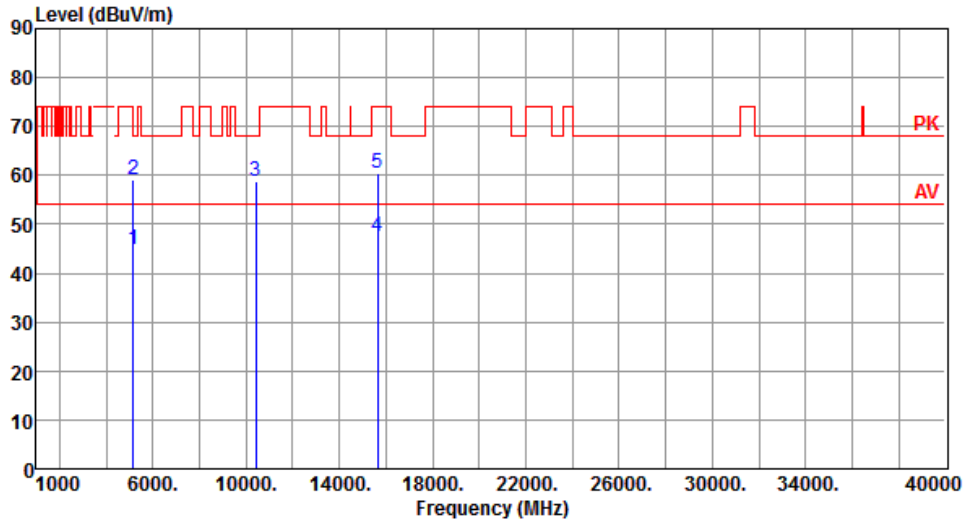
  



|   | Freq.<br>MHz | Emission<br>level<br>dBuV/m | Limit<br>dBuV/m | Margin<br>dB | SA<br>reading<br>dBuV | Factor<br>dB | Remark  | ANT<br>High<br>cm | Turn<br>Table<br>deg |
|---|--------------|-----------------------------|-----------------|--------------|-----------------------|--------------|---------|-------------------|----------------------|
| 1 | 5150.00      | 45.47                       | 54.00           | -8.53        | 40.83                 | 4.64         | Average | 182               | 120                  |
| 2 | 5150.00      | 59.34                       | 74.00           | -14.66       | 54.70                 | 4.64         | Peak    | 182               | 120                  |
| 3 | 10420.00     | 58.89                       | 68.20           | -9.31        | 44.55                 | 14.34        | Peak    | 100               | 50                   |
| 4 | 15630.00     | 47.54                       | 54.00           | -6.46        | 33.03                 | 14.51        | Average | 100               | 30                   |
| 5 | 15630.00     | 60.60                       | 74.00           | -13.40       | 46.09                 | 14.51        | Peak    | 100               | 30                   |

Note 1: Emission Level (dBuV/m) = SA Reading (dBuV/m) + Factor\* (dB)  
\*Factor includes antenna factor , cable loss and amplifier gain  
Note 2: Margin (dB) = Emission level (dBuV/m) – Limit (dBuV/m).

|                     |                        |                         |      |
|---------------------|------------------------|-------------------------|------|
| <b>Modulation</b>   | ax HE80 RU106 Index 53 | <b>Test Freq. (MHz)</b> | 5210 |
| <b>Polarization</b> | Vertical               |                         |      |



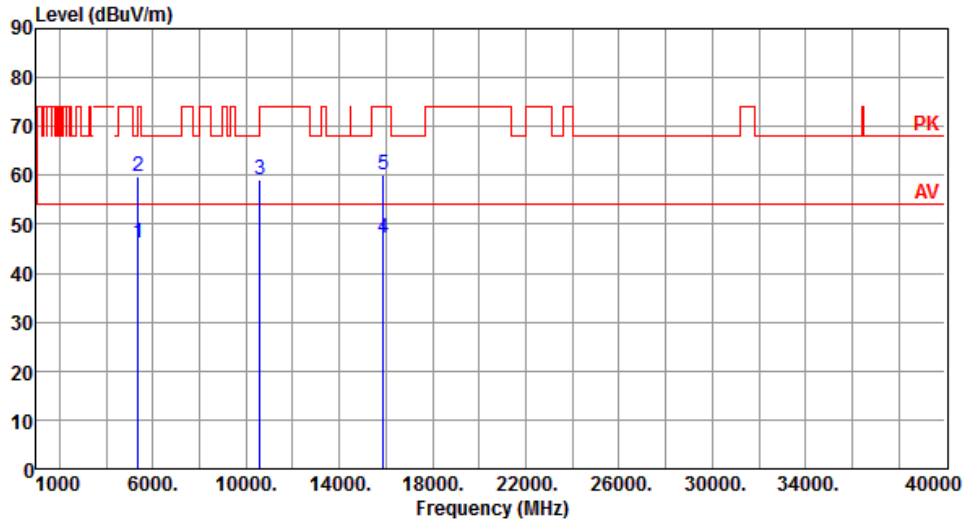
|   | Freq.<br>MHz | Emission<br>level<br>dBuV/m | Limit<br>dBuV/m | Margin<br>dB | SA<br>reading<br>dBuV | Factor<br>dB | Remark  | ANT<br>High<br>cm | Turn<br>Table<br>deg |
|---|--------------|-----------------------------|-----------------|--------------|-----------------------|--------------|---------|-------------------|----------------------|
| 1 | 5150.00      | 44.97                       | 54.00           | -9.03        | 40.33                 | 4.64         | Average | 105               | 148                  |
| 2 | 5150.00      | 58.97                       | 74.00           | -15.03       | 54.33                 | 4.64         | Peak    | 105               | 148                  |
| 3 | 10420.00     | 58.77                       | 68.20           | -9.43        | 44.43                 | 14.34        | Peak    | 100               | 40                   |
| 4 | 15630.00     | 47.42                       | 54.00           | -6.58        | 32.91                 | 14.51        | Average | 100               | 70                   |
| 5 | 15630.00     | 60.56                       | 74.00           | -13.44       | 46.05                 | 14.51        | Peak    | 100               | 70                   |

Note 1: Emission Level (dBuV/m) = SA Reading (dBuV/m) + Factor\* (dB)

\*Factor includes antenna factor , cable loss and amplifier gain

Note 2: Margin (dB) = Emission level (dBuV/m) – Limit (dBuV/m).

|                     |                        |                         |      |
|---------------------|------------------------|-------------------------|------|
| <b>Modulation</b>   | ax HE80 RU106 Index 60 | <b>Test Freq. (MHz)</b> | 5290 |
| <b>Polarization</b> | Horizontal             |                         |      |



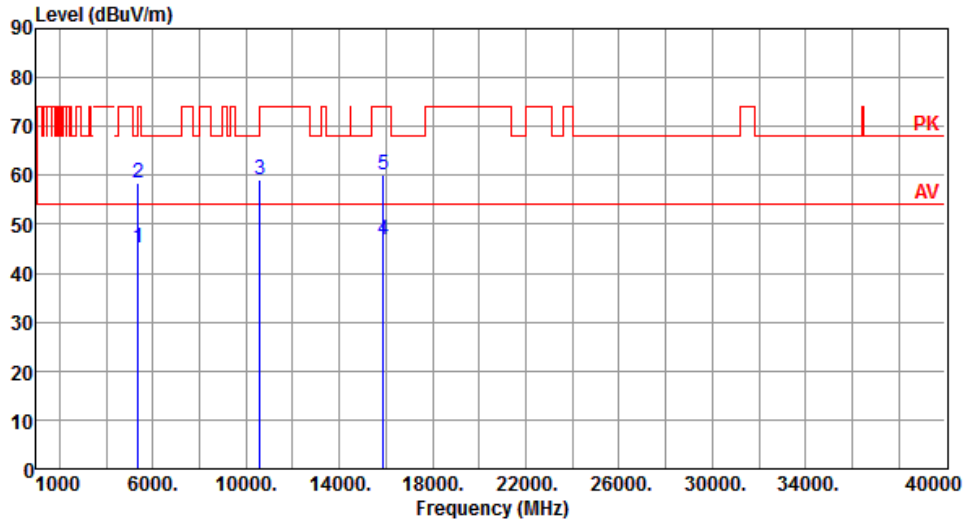
|   | Freq.<br>MHz | Emission<br>level<br>dBuV/m | Limit<br>dBuV/m | Margin<br>dB | SA<br>reading<br>dBuV | Factor<br>dB | Remark  | ANT<br>High<br>cm | Turn<br>Table<br>deg |
|---|--------------|-----------------------------|-----------------|--------------|-----------------------|--------------|---------|-------------------|----------------------|
| 1 | 5350.00      | 46.07                       | 54.00           | -7.93        | 42.13                 | 3.94         | Average | 202               | 119                  |
| 2 | 5350.00      | 59.66                       | 74.00           | -14.34       | 55.72                 | 3.94         | Peak    | 202               | 119                  |
| 3 | 10580.00     | 59.07                       | 68.20           | -9.13        | 44.75                 | 14.32        | Peak    | 100               | 80                   |
| 4 | 15870.00     | 47.08                       | 54.00           | -6.92        | 32.85                 | 14.23        | Average | 100               | 50                   |
| 5 | 15870.00     | 60.22                       | 74.00           | -13.78       | 45.99                 | 14.23        | Peak    | 100               | 50                   |

Note 1: Emission Level (dBuV/m) = SA Reading (dBuV/m) + Factor\* (dB)

\*Factor includes antenna factor , cable loss and amplifier gain

Note 2: Margin (dB) = Emission level (dBuV/m) – Limit (dBuV/m).

|                     |                        |                         |      |
|---------------------|------------------------|-------------------------|------|
| <b>Modulation</b>   | ax HE80 RU106 Index 60 | <b>Test Freq. (MHz)</b> | 5290 |
| <b>Polarization</b> | Vertical               |                         |      |



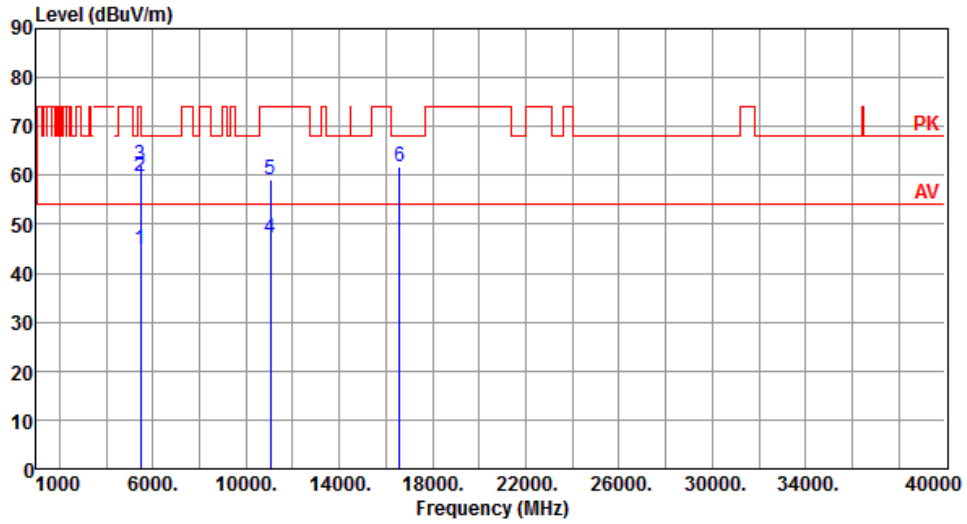
|   | Freq.<br>MHz | Emission<br>level<br>dBuV/m | Limit<br>dBuV/m | Margin<br>dB | SA<br>reading<br>dBuV | Factor<br>dB | Remark  | ANT<br>High<br>cm | Turn<br>Table<br>deg |
|---|--------------|-----------------------------|-----------------|--------------|-----------------------|--------------|---------|-------------------|----------------------|
| 1 | 5350.00      | 45.19                       | 54.00           | -8.81        | 41.25                 | 3.94         | Average | 100               | 146                  |
| 2 | 5350.00      | 58.54                       | 74.00           | -15.46       | 54.60                 | 3.94         | Peak    | 100               | 146                  |
| 3 | 10580.00     | 59.03                       | 68.20           | -9.17        | 44.71                 | 14.32        | Peak    | 100               | 70                   |
| 4 | 15870.00     | 46.98                       | 54.00           | -7.02        | 32.75                 | 14.23        | Average | 100               | 40                   |
| 5 | 15870.00     | 60.14                       | 74.00           | -13.86       | 45.91                 | 14.23        | Peak    | 100               | 40                   |

Note 1: Emission Level (dBuV/m) = SA Reading (dBuV/m) + Factor\* (dB)

\*Factor includes antenna factor , cable loss and amplifier gain

Note 2: Margin (dB) = Emission level (dBuV/m) – Limit (dBuV/m).

|                     |                        |                         |      |
|---------------------|------------------------|-------------------------|------|
| <b>Modulation</b>   | ax HE80 RU106 Index 53 | <b>Test Freq. (MHz)</b> | 5530 |
| <b>Polarization</b> | Horizontal             |                         |      |



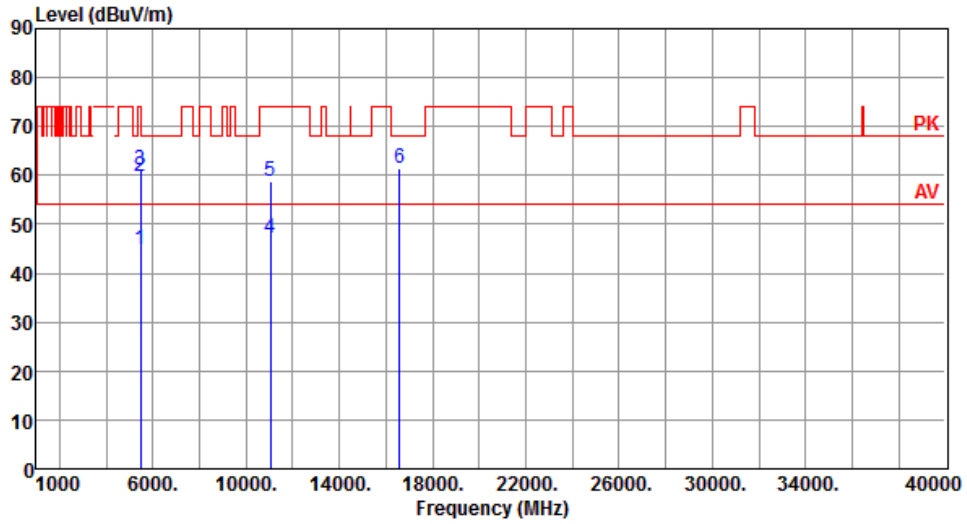
|   | Freq.<br>MHz | Emission<br>level<br>dBuV/m | Limit<br>dBuV/m | Margin<br>dB | SA<br>reading<br>dBuV | Factor<br>dB | Remark  | ANT<br>High<br>cm | Turn<br>Table<br>deg |
|---|--------------|-----------------------------|-----------------|--------------|-----------------------|--------------|---------|-------------------|----------------------|
| 1 | 5460.00      | 44.87                       | 54.00           | -9.13        | 40.42                 | 4.45         | Average | 168               | 114                  |
| 2 | 5460.00      | 59.89                       | 74.00           | -14.11       | 55.44                 | 4.45         | Peak    | 168               | 114                  |
| 3 | 5470.00      | 62.09                       | 68.20           | -6.11        | 57.59                 | 4.50         | Peak    | 168               | 114                  |
| 4 | 11060.00     | 47.16                       | 54.00           | -6.84        | 32.49                 | 14.67        | Average | 100               | 80                   |
| 5 | 11060.00     | 59.21                       | 74.00           | -14.79       | 44.54                 | 14.67        | Peak    | 100               | 80                   |
| 6 | 16590.00     | 61.68                       | 68.20           | -6.52        | 45.07                 | 16.61        | Peak    | 100               | 50                   |

Note 1: Emission Level (dBuV/m) = SA Reading (dBuV/m) + Factor\* (dB)

\*Factor includes antenna factor , cable loss and amplifier gain

Note 2: Margin (dB) = Emission level (dBuV/m) – Limit (dBuV/m).

|                     |                        |                         |      |
|---------------------|------------------------|-------------------------|------|
| <b>Modulation</b>   | ax HE80 RU106 Index 53 | <b>Test Freq. (MHz)</b> | 5530 |
| <b>Polarization</b> | Vertical               |                         |      |



|   | Freq.<br>MHz | Emission<br>level<br>dBuV/m | Limit<br>dBuV/m | Margin<br>dB | SA<br>reading<br>dBuV | Factor<br>dB | Remark  | ANT<br>High<br>cm | Turn<br>Table<br>deg |
|---|--------------|-----------------------------|-----------------|--------------|-----------------------|--------------|---------|-------------------|----------------------|
| 1 | 5460.00      | 44.70                       | 54.00           | -9.30        | 40.25                 | 4.45         | Average | 100               | 143                  |
| 2 | 5460.00      | 59.81                       | 74.00           | -14.19       | 55.36                 | 4.45         | Peak    | 100               | 143                  |
| 3 | 5470.00      | 61.16                       | 68.20           | -7.04        | 56.66                 | 4.50         | Peak    | 100               | 143                  |
| 4 | 11060.00     | 47.01                       | 54.00           | -6.99        | 32.34                 | 14.67        | Average | 100               | 30                   |
| 5 | 11060.00     | 58.92                       | 74.00           | -15.08       | 44.25                 | 14.67        | Peak    | 100               | 30                   |
| 6 | 16590.00     | 61.45                       | 68.20           | -6.75        | 44.84                 | 16.61        | Peak    | 100               | 50                   |

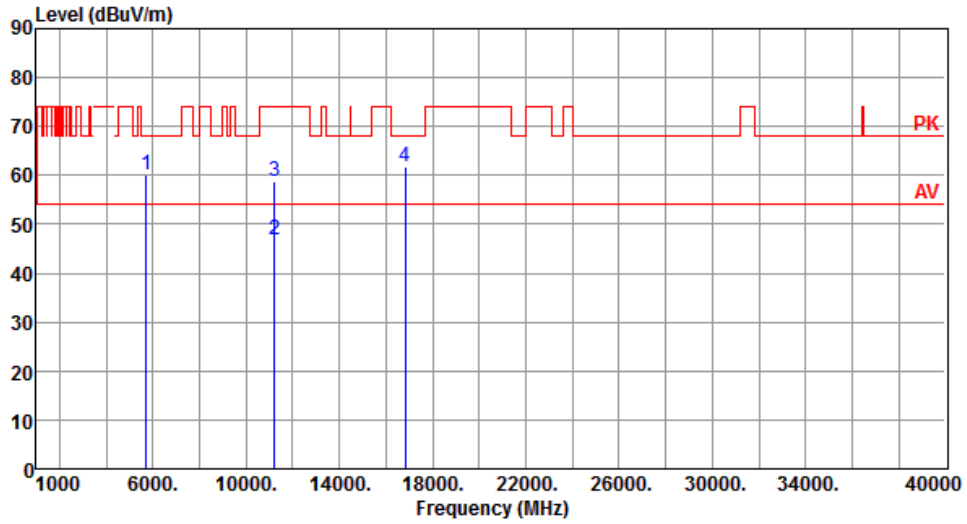
Note 1: Emission Level (dBuV/m) = SA Reading (dBuV/m) + Factor\* (dB)

\*Factor includes antenna factor , cable loss and amplifier gain

Note 2: Margin (dB) = Emission level (dBuV/m) – Limit (dBuV/m).



|                     |                        |                         |      |
|---------------------|------------------------|-------------------------|------|
| <b>Modulation</b>   | ax HE80 RU106 Index 57 | <b>Test Freq. (MHz)</b> | 5610 |
| <b>Polarization</b> | Horizontal             |                         |      |



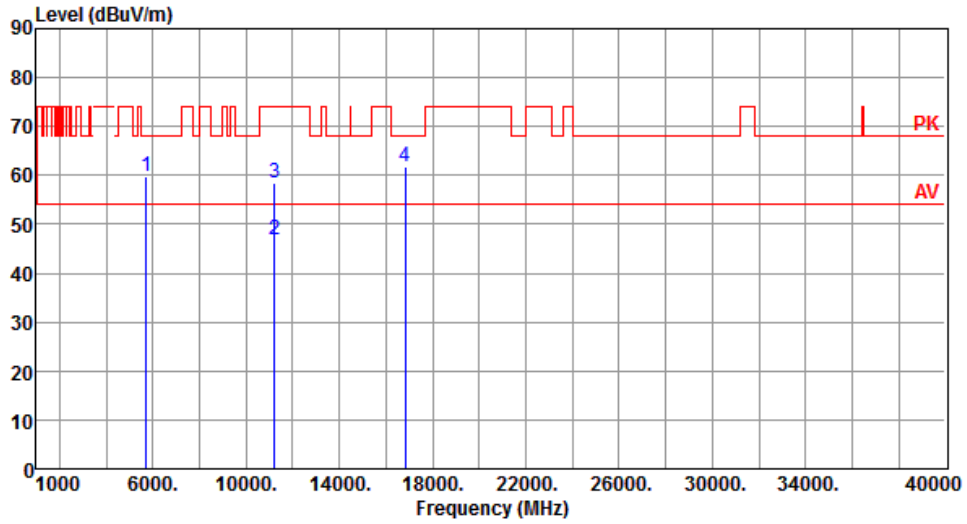
|   | Freq.<br>MHz | Emission<br>level<br>dBuV/m | Limit<br>dBuV/m | Margin<br>dB | SA<br>reading<br>dBuV | Factor<br>dB | Remark  | ANT<br>High<br>cm | Turn<br>Table<br>deg |
|---|--------------|-----------------------------|-----------------|--------------|-----------------------|--------------|---------|-------------------|----------------------|
| 1 | 5725.00      | 60.01                       | 68.20           | -8.19        | 55.16                 | 4.85         | Peak    | 211               | 113                  |
| 2 | 11220.00     | 46.89                       | 54.00           | -7.11        | 32.60                 | 14.29        | Average | 100               | 30                   |
| 3 | 11220.00     | 58.68                       | 74.00           | -15.32       | 44.39                 | 14.29        | Peak    | 100               | 30                   |
| 4 | 16830.00     | 61.69                       | 68.20           | -6.51        | 44.04                 | 17.65        | Peak    | 100               | 45                   |

Note 1: Emission Level (dBuV/m) = SA Reading (dBuV/m) + Factor\* (dB)

\*Factor includes antenna factor , cable loss and amplifier gain

Note 2: Margin (dB) = Emission level (dBuV/m) – Limit (dBuV/m).

|                     |                        |                         |      |
|---------------------|------------------------|-------------------------|------|
| <b>Modulation</b>   | ax HE80 RU106 Index 57 | <b>Test Freq. (MHz)</b> | 5610 |
| <b>Polarization</b> | Vertical               |                         |      |



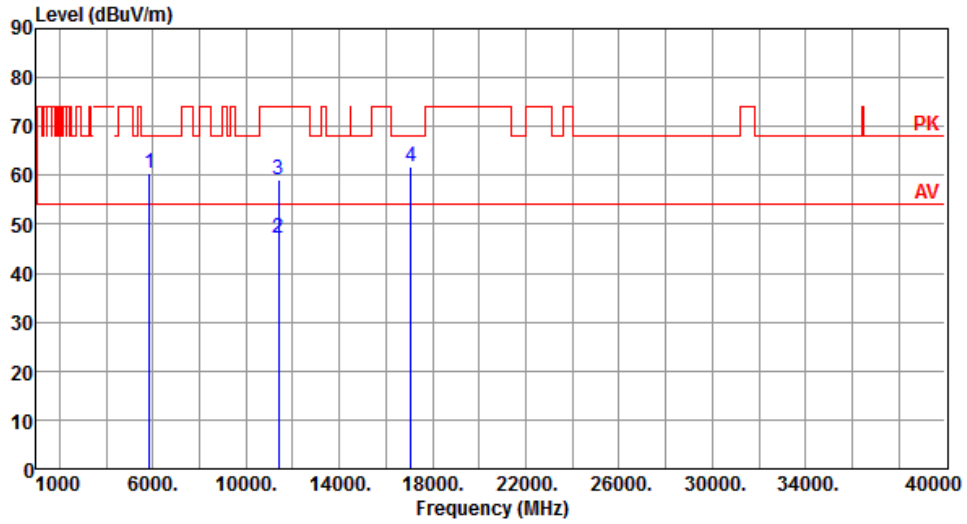
|   | Freq.<br>MHz | Emission<br>level<br>dBuV/m | Limit<br>dBuV/m | Margin<br>dB | SA<br>reading<br>dBuV | Factor<br>dB | Remark  | ANT<br>High<br>cm | Turn<br>Table<br>deg |
|---|--------------|-----------------------------|-----------------|--------------|-----------------------|--------------|---------|-------------------|----------------------|
| 1 | 5725.00      | 59.80                       | 68.20           | -8.40        | 54.95                 | 4.85         | Peak    | 100               | 148                  |
| 2 | 11220.00     | 46.80                       | 54.00           | -7.20        | 32.51                 | 14.29        | Average | 100               | 40                   |
| 3 | 11220.00     | 58.58                       | 74.00           | -15.42       | 44.29                 | 14.29        | Peak    | 100               | 40                   |
| 4 | 16830.00     | 61.61                       | 68.20           | -6.59        | 43.96                 | 17.65        | Peak    | 100               | 50                   |

Note 1: Emission Level (dBuV/m) = SA Reading (dBuV/m) + Factor\* (dB)

\*Factor includes antenna factor , cable loss and amplifier gain

Note 2: Margin (dB) = Emission level (dBuV/m) – Limit (dBuV/m).

|                     |                        |                         |      |
|---------------------|------------------------|-------------------------|------|
| <b>Modulation</b>   | ax HE80 RU106 Index 60 | <b>Test Freq. (MHz)</b> | 5690 |
| <b>Polarization</b> | Horizontal             |                         |      |



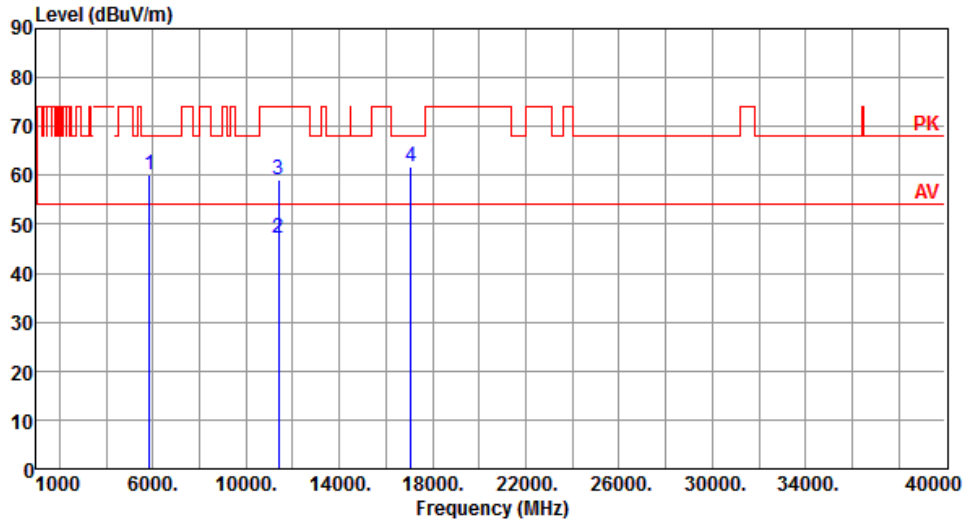
|   | Freq.<br>MHz | Emission<br>level<br>dBuV/m | Limit<br>dBuV/m | Margin<br>dB | SA<br>reading<br>dBuV | Factor<br>dB | Remark  | ANT<br>High<br>cm | Turn<br>Table<br>deg |
|---|--------------|-----------------------------|-----------------|--------------|-----------------------|--------------|---------|-------------------|----------------------|
| 1 | 5850.00      | 60.48                       | 68.20           | -7.72        | 55.03                 | 5.45         | Peak    | 169               | 115                  |
| 2 | 11380.00     | 47.16                       | 54.00           | -6.84        | 32.55                 | 14.61        | Average | 100               | 40                   |
| 3 | 11380.00     | 59.19                       | 74.00           | -14.81       | 44.58                 | 14.61        | Peak    | 100               | 40                   |
| 4 | 17070.00     | 61.86                       | 68.20           | -6.34        | 44.11                 | 17.75        | Peak    | 100               | 50                   |

Note 1: Emission Level (dBuV/m) = SA Reading (dBuV/m) + Factor\* (dB)

\*Factor includes antenna factor , cable loss and amplifier gain

Note 2: Margin (dB) = Emission level (dBuV/m) – Limit (dBuV/m).

|                     |                        |                         |      |
|---------------------|------------------------|-------------------------|------|
| <b>Modulation</b>   | ax HE80 RU106 Index 60 | <b>Test Freq. (MHz)</b> | 5690 |
| <b>Polarization</b> | Vertical               |                         |      |



|   | Freq.<br>MHz | Emission<br>level<br>dBuV/m | Limit<br>dBuV/m | Margin<br>dB | SA<br>reading<br>dBuV | Factor<br>dB | Remark  | ANT<br>High<br>cm | Turn<br>Table<br>deg |
|---|--------------|-----------------------------|-----------------|--------------|-----------------------|--------------|---------|-------------------|----------------------|
| 1 | 5850.00      | 60.15                       | 68.20           | -8.05        | 54.70                 | 5.45         | Peak    | 100               | 147                  |
| 2 | 11380.00     | 47.03                       | 54.00           | -6.97        | 32.42                 | 14.61        | Average | 100               | 50                   |
| 3 | 11380.00     | 59.10                       | 74.00           | -14.90       | 44.49                 | 14.61        | Peak    | 100               | 50                   |
| 4 | 17070.00     | 61.72                       | 68.20           | -6.48        | 43.97                 | 17.75        | Peak    | 100               | 80                   |

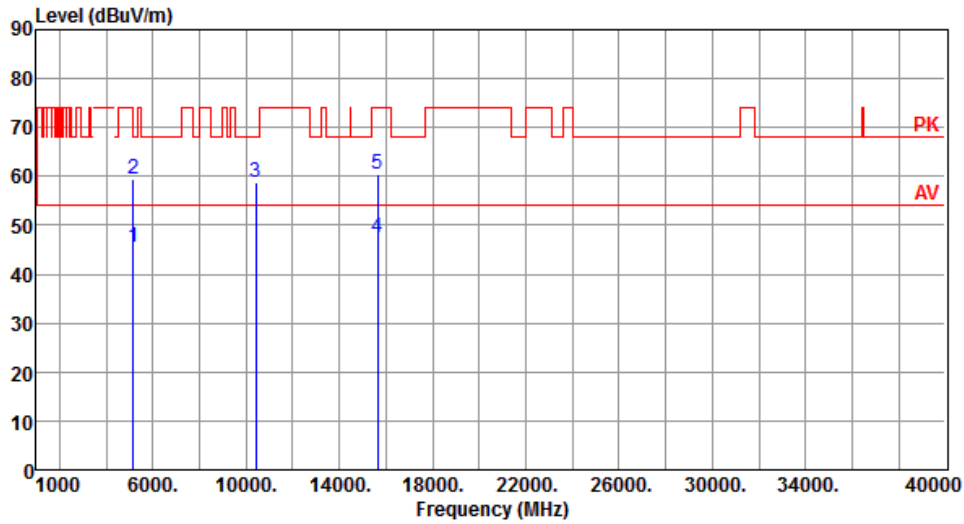
Note 1: Emission Level (dBuV/m) = SA Reading (dBuV/m) + Factor\* (dB)

\*Factor includes antenna factor , cable loss and amplifier gain

Note 2: Margin (dB) = Emission level (dBuV/m) – Limit (dBuV/m).

### 3.5.16 Transmitter Radiated Unwanted Emissions (Above 1GHz) for ax HE80 RU242

|                     |                        |                         |      |
|---------------------|------------------------|-------------------------|------|
| <b>Modulation</b>   | ax HE80 RU242 Index 61 | <b>Test Freq. (MHz)</b> | 5210 |
| <b>Polarization</b> | Horizontal             |                         |      |



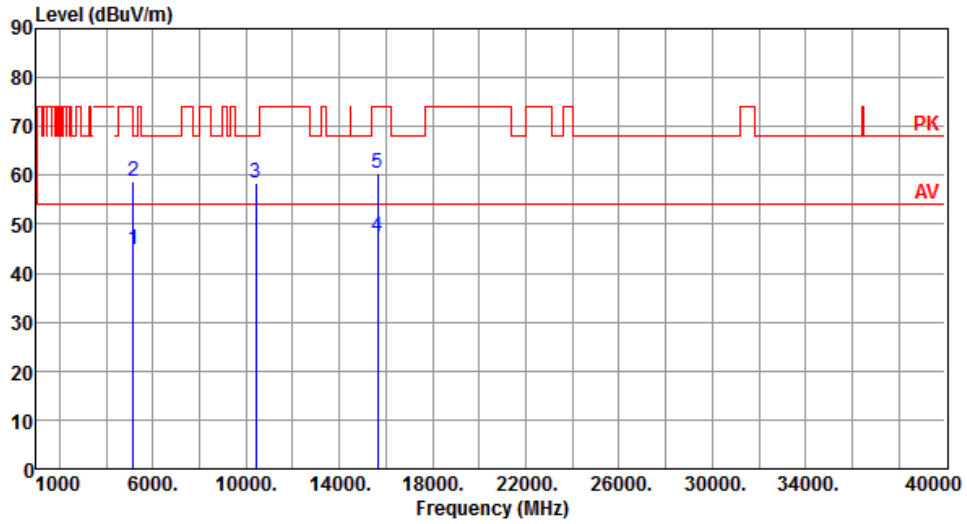
|   | Freq.<br>MHz | Emission<br>level<br>dBuV/m | Limit<br>dBuV/m | Margin<br>dB | SA<br>reading<br>dBuV | Factor<br>dB | Remark  | ANT<br>High<br>cm | Turn<br>Table<br>deg |
|---|--------------|-----------------------------|-----------------|--------------|-----------------------|--------------|---------|-------------------|----------------------|
| 1 | 5150.00      | 45.33                       | 54.00           | -8.67        | 40.69                 | 4.64         | Average | 176               | 124                  |
| 2 | 5150.00      | 59.33                       | 74.00           | -14.67       | 54.69                 | 4.64         | Peak    | 176               | 124                  |
| 3 | 10420.00     | 58.67                       | 68.20           | -9.53        | 44.33                 | 14.34        | Peak    | 100               | 70                   |
| 4 | 15630.00     | 47.54                       | 54.00           | -6.46        | 33.03                 | 14.51        | Average | 100               | 50                   |
| 5 | 15630.00     | 60.42                       | 74.00           | -13.58       | 45.91                 | 14.51        | Peak    | 100               | 50                   |

Note 1: Emission Level (dBuV/m) = SA Reading (dBuV/m) + Factor\* (dB)

\*Factor includes antenna factor , cable loss and amplifier gain

Note 2: Margin (dB) = Emission level (dBuV/m) – Limit (dBuV/m).

|                     |                        |                         |      |
|---------------------|------------------------|-------------------------|------|
| <b>Modulation</b>   | ax HE80 RU242 Index 61 | <b>Test Freq. (MHz)</b> | 5210 |
| <b>Polarization</b> | Vertical               |                         |      |



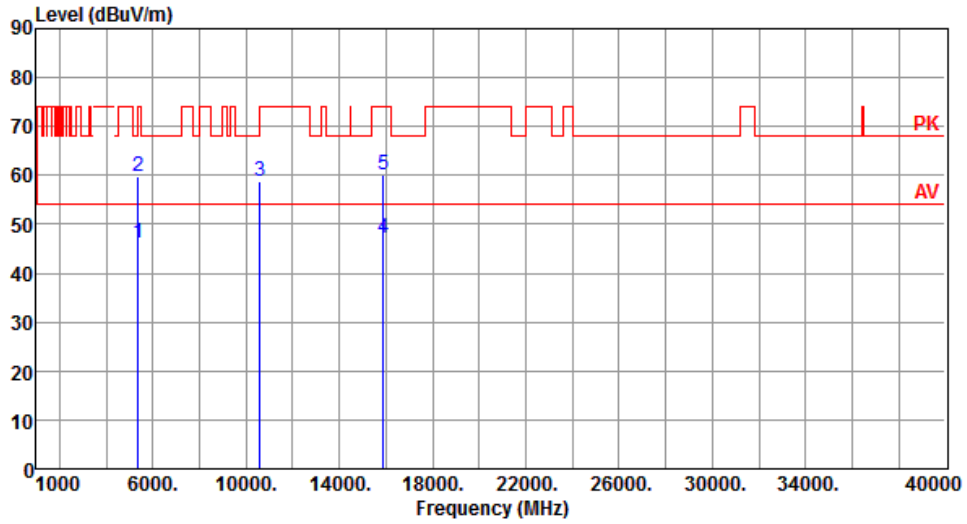
|   | Freq.<br>MHz | Emission<br>level<br>dBuV/m | Limit<br>dBuV/m | Margin<br>dB | SA<br>reading<br>dBuV | Factor<br>dB | Remark  | ANT<br>High<br>cm | Turn<br>Table<br>deg |
|---|--------------|-----------------------------|-----------------|--------------|-----------------------|--------------|---------|-------------------|----------------------|
| 1 | 5150.00      | 44.76                       | 54.00           | -9.24        | 40.12                 | 4.64         | Average | 100               | 144                  |
| 2 | 5150.00      | 58.90                       | 74.00           | -15.10       | 54.26                 | 4.64         | Peak    | 100               | 144                  |
| 3 | 10420.00     | 58.54                       | 68.20           | -9.66        | 44.20                 | 14.34        | Peak    | 100               | 60                   |
| 4 | 15630.00     | 47.38                       | 54.00           | -6.62        | 32.87                 | 14.51        | Average | 100               | 40                   |
| 5 | 15630.00     | 60.36                       | 74.00           | -13.64       | 45.85                 | 14.51        | Peak    | 100               | 40                   |

Note 1: Emission Level (dBuV/m) = SA Reading (dBuV/m) + Factor\* (dB)

\*Factor includes antenna factor , cable loss and amplifier gain

Note 2: Margin (dB) = Emission level (dBuV/m) – Limit (dBuV/m).

|                     |                        |                         |      |
|---------------------|------------------------|-------------------------|------|
| <b>Modulation</b>   | ax HE80 RU242 Index 64 | <b>Test Freq. (MHz)</b> | 5290 |
| <b>Polarization</b> | Horizontal             |                         |      |



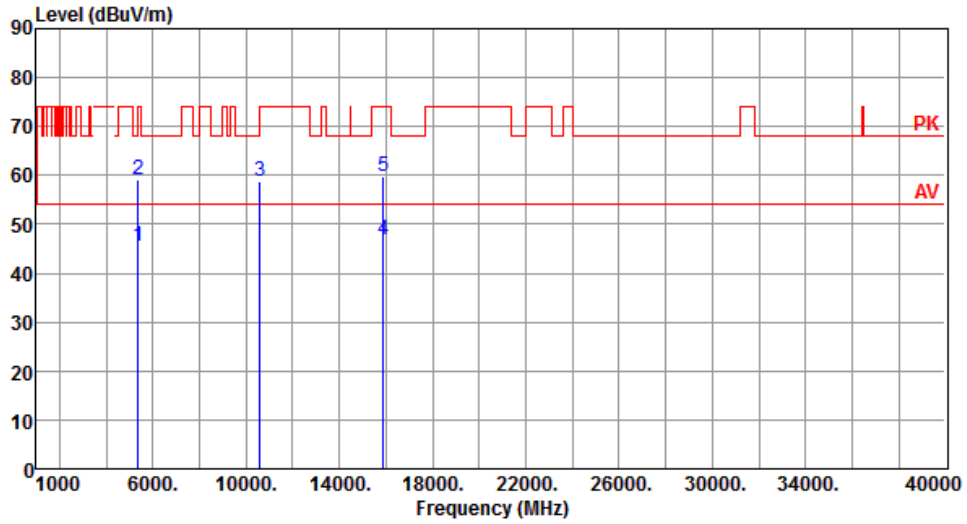
|   | Freq.<br>MHz | Emission<br>level<br>dBuV/m | Limit<br>dBuV/m | Margin<br>dB | SA<br>reading<br>dBuV | Factor<br>dB | Remark  | ANT<br>High<br>cm | Turn<br>Table<br>deg |
|---|--------------|-----------------------------|-----------------|--------------|-----------------------|--------------|---------|-------------------|----------------------|
| 1 | 5350.00      | 46.04                       | 54.00           | -7.96        | 42.10                 | 3.94         | Average | 201               | 120                  |
| 2 | 5350.00      | 59.73                       | 74.00           | -14.27       | 55.79                 | 3.94         | Peak    | 201               | 120                  |
| 3 | 10580.00     | 58.85                       | 68.20           | -9.35        | 44.53                 | 14.32        | Peak    | 100               | 100                  |
| 4 | 15870.00     | 47.00                       | 54.00           | -7.00        | 32.77                 | 14.23        | Average | 100               | 80                   |
| 5 | 15870.00     | 60.10                       | 74.00           | -13.90       | 45.87                 | 14.23        | Peak    | 100               | 80                   |

Note 1: Emission Level (dBuV/m) = SA Reading (dBuV/m) + Factor\* (dB)

\*Factor includes antenna factor , cable loss and amplifier gain

Note 2: Margin (dB) = Emission level (dBuV/m) – Limit (dBuV/m).

|                     |                        |                         |      |
|---------------------|------------------------|-------------------------|------|
| <b>Modulation</b>   | ax HE80 RU242 Index 64 | <b>Test Freq. (MHz)</b> | 5290 |
| <b>Polarization</b> | Vertical               |                         |      |



|   | Freq.<br>MHz | Emission<br>level<br>dBuV/m | Limit<br>dBuV/m | Margin<br>dB | SA<br>reading<br>dBuV | Factor<br>dB | Remark  | ANT<br>High<br>cm | Turn<br>Table<br>deg |
|---|--------------|-----------------------------|-----------------|--------------|-----------------------|--------------|---------|-------------------|----------------------|
| 1 | 5350.00      | 45.35                       | 54.00           | -8.65        | 41.41                 | 3.94         | Average | 105               | 145                  |
| 2 | 5350.00      | 59.00                       | 74.00           | -15.00       | 55.06                 | 3.94         | Peak    | 105               | 145                  |
| 3 | 10580.00     | 58.69                       | 68.20           | -9.51        | 44.37                 | 14.32        | Peak    | 100               | 50                   |
| 4 | 15870.00     | 46.83                       | 54.00           | -7.17        | 32.60                 | 14.23        | Average | 100               | 60                   |
| 5 | 15870.00     | 59.89                       | 74.00           | -14.11       | 45.66                 | 14.23        | Peak    | 100               | 60                   |

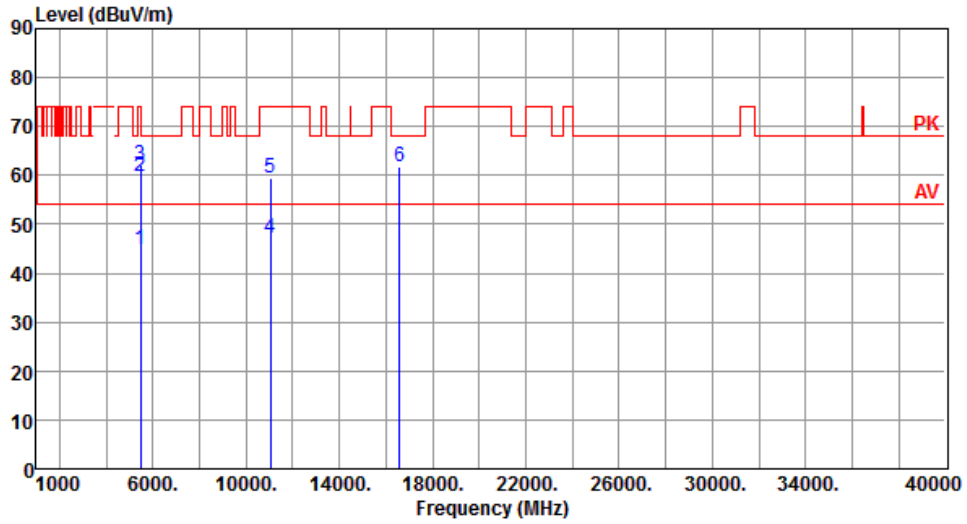
Note 1: Emission Level (dBuV/m) = SA Reading (dBuV/m) + Factor\* (dB)

\*Factor includes antenna factor , cable loss and amplifier gain

Note 2: Margin (dB) = Emission level (dBuV/m) – Limit (dBuV/m).



|                     |                        |                         |      |
|---------------------|------------------------|-------------------------|------|
| <b>Modulation</b>   | ax HE80 RU242 Index 61 | <b>Test Freq. (MHz)</b> | 5530 |
| <b>Polarization</b> | Horizontal             |                         |      |



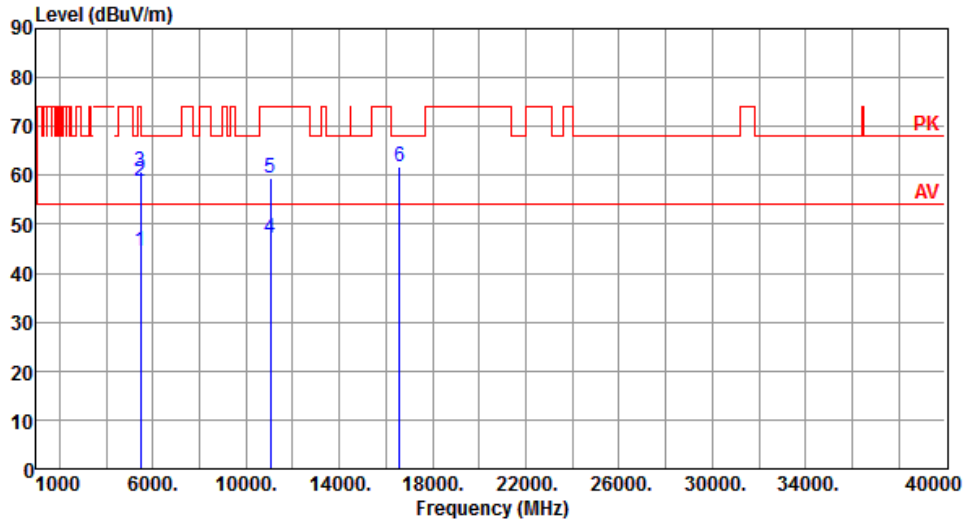
|   | Freq.<br>MHz | Emission<br>level<br>dBuV/m | Limit<br>dBuV/m | Margin<br>dB | SA<br>reading<br>dBuV | Factor<br>dB | Remark  | ANT<br>High<br>cm | Turn<br>Table<br>deg |
|---|--------------|-----------------------------|-----------------|--------------|-----------------------|--------------|---------|-------------------|----------------------|
| 1 | 5460.00      | 44.67                       | 54.00           | -9.33        | 40.22                 | 4.45         | Average | 171               | 114                  |
| 2 | 5460.00      | 59.67                       | 74.00           | -14.33       | 55.22                 | 4.45         | Peak    | 171               | 114                  |
| 3 | 5470.00      | 62.19                       | 68.20           | -6.01        | 57.69                 | 4.50         | Peak    | 171               | 114                  |
| 4 | 11060.00     | 47.22                       | 54.00           | -6.78        | 32.55                 | 14.67        | Average | 100               | 40                   |
| 5 | 11060.00     | 59.44                       | 74.00           | -14.56       | 44.77                 | 14.67        | Peak    | 100               | 40                   |
| 6 | 16590.00     | 61.62                       | 68.20           | -6.58        | 45.01                 | 16.61        | Peak    | 100               | 55                   |

Note 1: Emission Level (dBuV/m) = SA Reading (dBuV/m) + Factor\* (dB)

\*Factor includes antenna factor , cable loss and amplifier gain

Note 2: Margin (dB) = Emission level (dBuV/m) – Limit (dBuV/m).

|                     |                        |                         |      |
|---------------------|------------------------|-------------------------|------|
| <b>Modulation</b>   | ax HE80 RU242 Index 61 | <b>Test Freq. (MHz)</b> | 5530 |
| <b>Polarization</b> | Vertical               |                         |      |



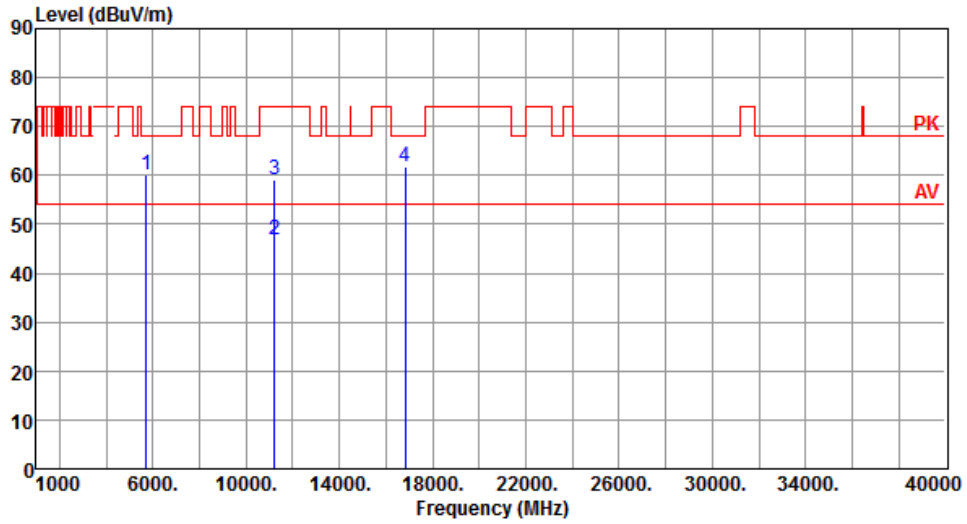
|   | Freq.<br>MHz | Emission<br>level<br>dBuV/m | Limit<br>dBuV/m | Margin<br>dB | SA<br>reading<br>dBuV | Factor<br>dB | Remark  | ANT<br>High<br>cm | Turn<br>Table<br>deg |
|---|--------------|-----------------------------|-----------------|--------------|-----------------------|--------------|---------|-------------------|----------------------|
| 1 | 5460.00      | 44.58                       | 54.00           | -9.42        | 40.13                 | 4.45         | Average | 100               | 149                  |
| 2 | 5460.00      | 58.92                       | 74.00           | -15.08       | 54.47                 | 4.45         | Peak    | 100               | 149                  |
| 3 | 5470.00      | 60.93                       | 68.20           | -7.27        | 56.43                 | 4.50         | Peak    | 100               | 149                  |
| 4 | 11060.00     | 47.07                       | 54.00           | -6.93        | 32.40                 | 14.67        | Average | 100               | 50                   |
| 5 | 11060.00     | 59.29                       | 74.00           | -14.71       | 44.62                 | 14.67        | Peak    | 100               | 50                   |
| 6 | 16590.00     | 61.72                       | 68.20           | -6.48        | 45.11                 | 16.61        | Peak    | 100               | 90                   |

Note 1: Emission Level (dBuV/m) = SA Reading (dBuV/m) + Factor\* (dB)

\*Factor includes antenna factor , cable loss and amplifier gain

Note 2: Margin (dB) = Emission level (dBuV/m) – Limit (dBuV/m).

|                     |                        |                         |      |
|---------------------|------------------------|-------------------------|------|
| <b>Modulation</b>   | ax HE80 RU242 Index 62 | <b>Test Freq. (MHz)</b> | 5610 |
| <b>Polarization</b> | Horizontal             |                         |      |



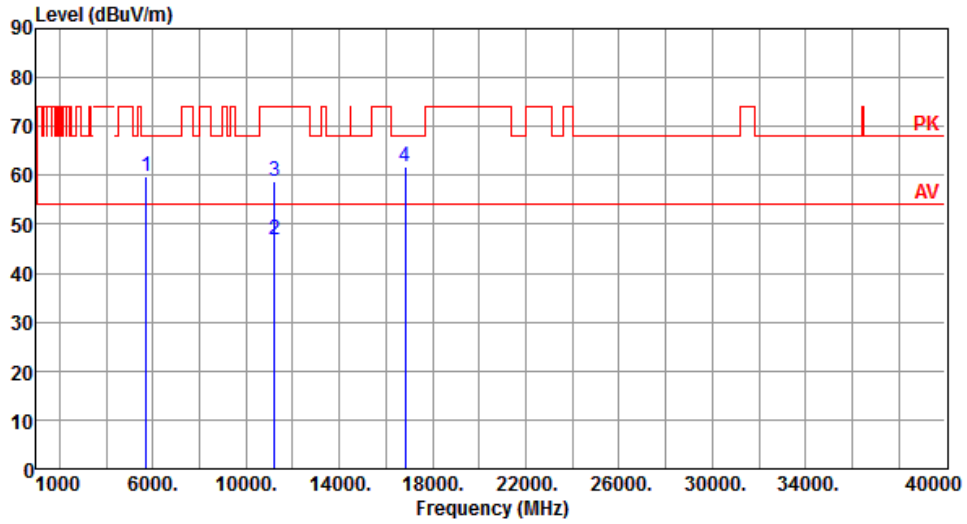
|   | Freq.<br>MHz | Emission<br>level<br>dBuV/m | Limit<br>dBuV/m | Margin<br>dB | SA<br>reading<br>dBuV | Factor<br>dB | Remark  | ANT<br>High<br>cm | Turn<br>Table<br>deg |
|---|--------------|-----------------------------|-----------------|--------------|-----------------------|--------------|---------|-------------------|----------------------|
| 1 | 5725.00      | 60.06                       | 68.20           | -8.14        | 55.21                 | 4.85         | Peak    | 221               | 113                  |
| 2 | 11220.00     | 46.98                       | 54.00           | -7.02        | 32.69                 | 14.29        | Average | 100               | 30                   |
| 3 | 11220.00     | 58.98                       | 74.00           | -15.02       | 44.69                 | 14.29        | Peak    | 100               | 30                   |
| 4 | 16830.00     | 61.75                       | 68.20           | -6.45        | 44.10                 | 17.65        | Peak    | 100               | 45                   |

Note 1: Emission Level (dBuV/m) = SA Reading (dBuV/m) + Factor\* (dB)

\*Factor includes antenna factor , cable loss and amplifier gain

Note 2: Margin (dB) = Emission level (dBuV/m) – Limit (dBuV/m).

|                     |                        |                         |      |
|---------------------|------------------------|-------------------------|------|
| <b>Modulation</b>   | ax HE80 RU242 Index 62 | <b>Test Freq. (MHz)</b> | 5610 |
| <b>Polarization</b> | Vertical               |                         |      |



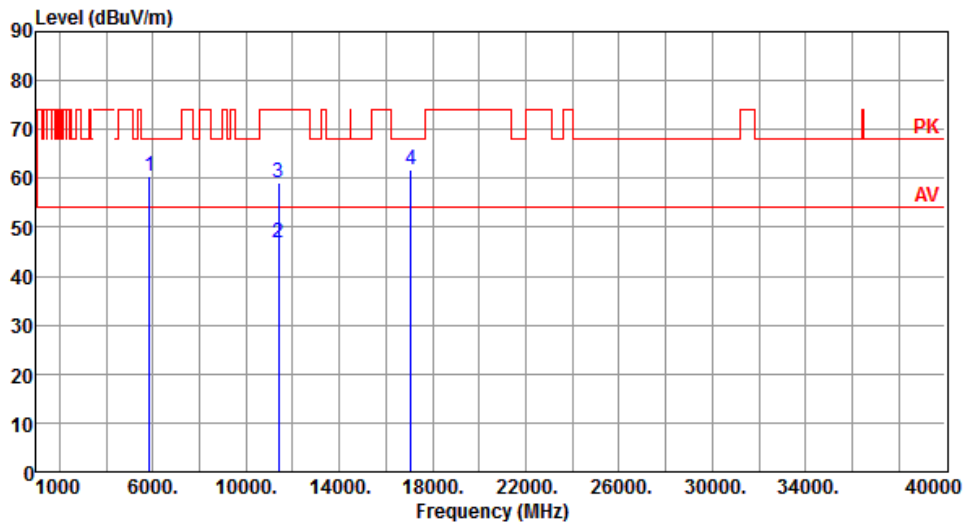
|   | Freq.<br>MHz | Emission<br>level<br>dBuV/m | Limit<br>dBuV/m | Margin<br>dB | SA<br>reading<br>dBuV | Factor<br>dB | Remark  | ANT<br>High<br>cm | Turn<br>Table<br>deg |
|---|--------------|-----------------------------|-----------------|--------------|-----------------------|--------------|---------|-------------------|----------------------|
| 1 | 5725.00      | 59.81                       | 68.20           | -8.39        | 54.96                 | 4.85         | Peak    | 102               | 145                  |
| 2 | 11220.00     | 46.83                       | 54.00           | -7.17        | 32.54                 | 14.29        | Average | 100               | 30                   |
| 3 | 11220.00     | 58.66                       | 74.00           | -15.34       | 44.37                 | 14.29        | Peak    | 100               | 30                   |
| 4 | 16830.00     | 61.81                       | 68.20           | -6.39        | 44.16                 | 17.65        | Peak    | 100               | 50                   |

Note 1: Emission Level (dBuV/m) = SA Reading (dBuV/m) + Factor\* (dB)

\*Factor includes antenna factor , cable loss and amplifier gain

Note 2: Margin (dB) = Emission level (dBuV/m) – Limit (dBuV/m).

|                     |                        |                         |      |
|---------------------|------------------------|-------------------------|------|
| <b>Modulation</b>   | ax HE80 RU242 Index 64 | <b>Test Freq. (MHz)</b> | 5690 |
| <b>Polarization</b> | Horizontal             |                         |      |



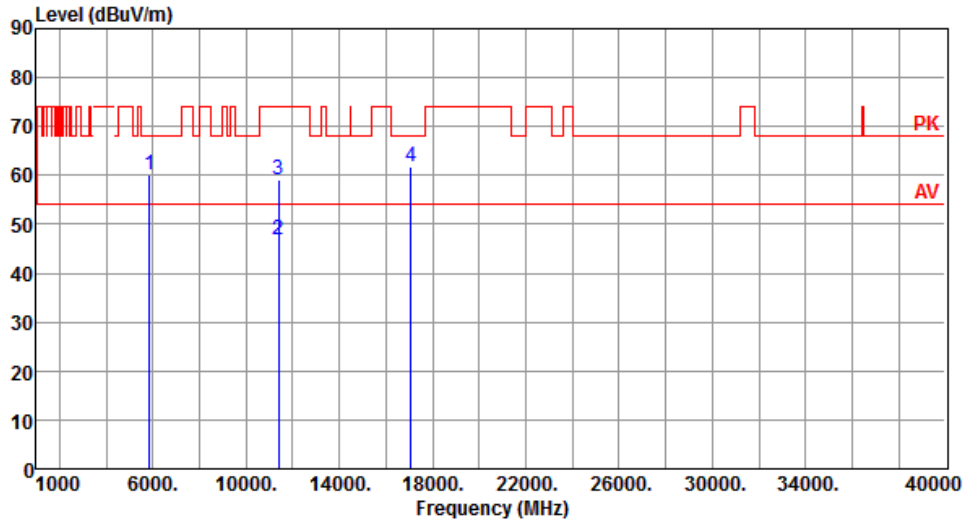
|   | Freq.<br>MHz | Emission<br>level<br>dBuV/m | Limit<br>dBuV/m | Margin<br>dB | SA<br>reading<br>dBuV | Factor<br>dB | Remark  | ANT<br>High<br>cm | Turn<br>Table<br>deg |
|---|--------------|-----------------------------|-----------------|--------------|-----------------------|--------------|---------|-------------------|----------------------|
| 1 | 5850.00      | 60.36                       | 68.20           | -7.84        | 54.91                 | 5.45         | Peak    | 168               | 117                  |
| 2 | 11380.00     | 46.99                       | 54.00           | -7.01        | 32.38                 | 14.61        | Average | 100               | 30                   |
| 3 | 11380.00     | 59.14                       | 74.00           | -14.86       | 44.53                 | 14.61        | Peak    | 100               | 30                   |
| 4 | 17070.00     | 61.87                       | 68.20           | -6.33        | 44.12                 | 17.75        | Peak    | 100               | 50                   |

Note 1: Emission Level (dBuV/m) = SA Reading (dBuV/m) + Factor\* (dB)

\*Factor includes antenna factor , cable loss and amplifier gain

Note 2: Margin (dB) = Emission level (dBuV/m) – Limit (dBuV/m).

|                     |                        |                         |      |
|---------------------|------------------------|-------------------------|------|
| <b>Modulation</b>   | ax HE80 RU242 Index 64 | <b>Test Freq. (MHz)</b> | 5690 |
| <b>Polarization</b> | Vertical               |                         |      |



|   | Freq.<br>MHz | Emission<br>level<br>dBuV/m | Limit<br>dBuV/m | Margin<br>dB | SA<br>reading<br>dBuV | Factor<br>dB | Remark  | ANT<br>High<br>cm | Turn<br>Table<br>deg |
|---|--------------|-----------------------------|-----------------|--------------|-----------------------|--------------|---------|-------------------|----------------------|
| 1 | 5850.00      | 60.13                       | 68.20           | -8.07        | 54.68                 | 5.45         | Peak    | 100               | 146                  |
| 2 | 11380.00     | 46.92                       | 54.00           | -7.08        | 32.31                 | 14.61        | Average | 100               | 20                   |
| 3 | 11380.00     | 58.98                       | 74.00           | -15.02       | 44.37                 | 14.61        | Peak    | 100               | 20                   |
| 4 | 17070.00     | 61.80                       | 68.20           | -6.40        | 44.05                 | 17.75        | Peak    | 100               | 80                   |

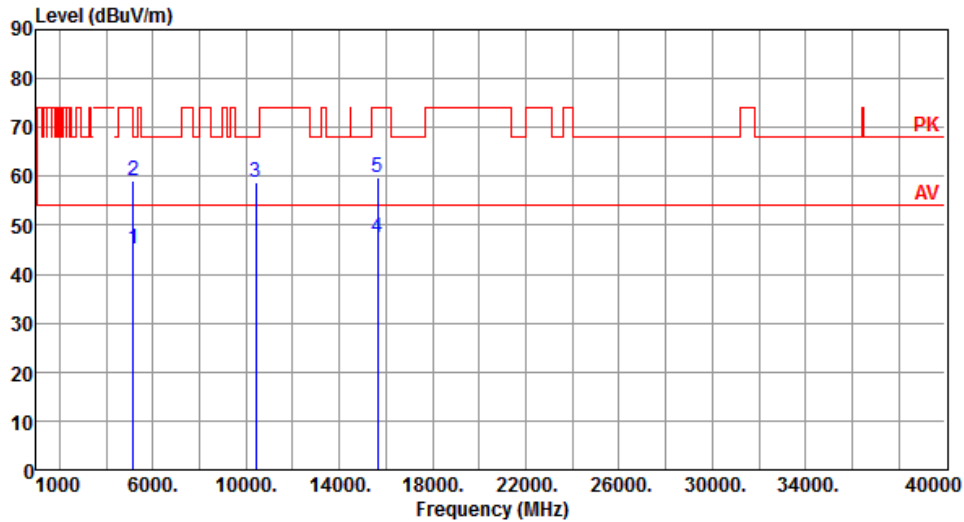
Note 1: Emission Level (dBuV/m) = SA Reading (dBuV/m) + Factor\* (dB)

\*Factor includes antenna factor , cable loss and amplifier gain

Note 2: Margin (dB) = Emission level (dBuV/m) – Limit (dBuV/m).

### 3.5.17 Transmitter Radiated Unwanted Emissions (Above 1GHz) for ax HE80 RU484

|                     |                        |                         |      |
|---------------------|------------------------|-------------------------|------|
| <b>Modulation</b>   | ax HE80 RU484 Index 65 | <b>Test Freq. (MHz)</b> | 5210 |
| <b>Polarization</b> | Horizontal             |                         |      |



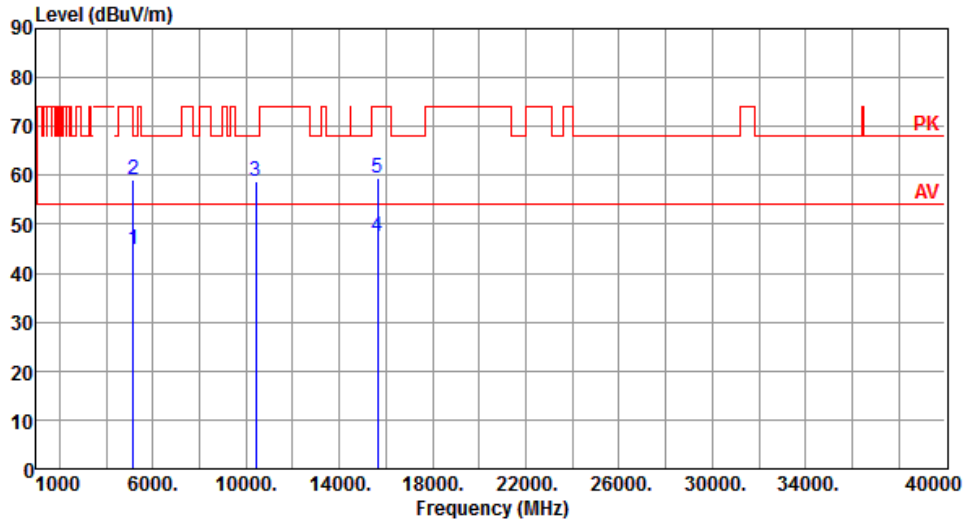
|   | Freq.<br>MHz | Emission<br>level<br>dBuV/m | Limit<br>dBuV/m | Margin<br>dB | SA<br>reading<br>dBuV | Factor<br>dB | Remark  | ANT<br>High<br>cm | Turn<br>Table<br>deg |
|---|--------------|-----------------------------|-----------------|--------------|-----------------------|--------------|---------|-------------------|----------------------|
| 1 | 5150.00      | 45.24                       | 54.00           | -8.76        | 40.60                 | 4.64         | Average | 194               | 125                  |
| 2 | 5150.00      | 59.27                       | 74.00           | -14.73       | 54.63                 | 4.64         | Peak    | 194               | 125                  |
| 3 | 10420.00     | 58.66                       | 68.20           | -9.54        | 44.32                 | 14.34        | Peak    | 100               | 20                   |
| 4 | 15630.00     | 47.51                       | 54.00           | -6.49        | 33.00                 | 14.51        | Average | 100               | 30                   |
| 5 | 15630.00     | 59.75                       | 74.00           | -14.25       | 45.24                 | 14.51        | Peak    | 100               | 30                   |

Note 1: Emission Level (dBuV/m) = SA Reading (dBuV/m) + Factor\* (dB)

\*Factor includes antenna factor, cable loss and amplifier gain

Note 2: Margin (dB) = Emission level (dBuV/m) – Limit (dBuV/m).

|                     |                        |                         |      |
|---------------------|------------------------|-------------------------|------|
| <b>Modulation</b>   | ax HE80 RU484 Index 65 | <b>Test Freq. (MHz)</b> | 5210 |
| <b>Polarization</b> | Vertical               |                         |      |



|   | Freq.<br>MHz | Emission<br>level<br>dBuV/m | Limit<br>dBuV/m | Margin<br>dB | SA<br>reading<br>dBuV | Factor<br>dB | Remark  | ANT<br>High<br>cm | Turn<br>Table<br>deg |
|---|--------------|-----------------------------|-----------------|--------------|-----------------------|--------------|---------|-------------------|----------------------|
| 1 | 5150.00      | 44.76                       | 54.00           | -9.24        | 40.12                 | 4.64         | Average | 100               | 144                  |
| 2 | 5150.00      | 58.98                       | 74.00           | -15.02       | 54.34                 | 4.64         | Peak    | 100               | 144                  |
| 3 | 10420.00     | 58.65                       | 68.20           | -9.55        | 44.31                 | 14.34        | Peak    | 100               | 30                   |
| 4 | 15630.00     | 47.35                       | 54.00           | -6.65        | 32.84                 | 14.51        | Average | 100               | 20                   |
| 5 | 15630.00     | 59.61                       | 74.00           | -14.39       | 45.10                 | 14.51        | Peak    | 100               | 20                   |

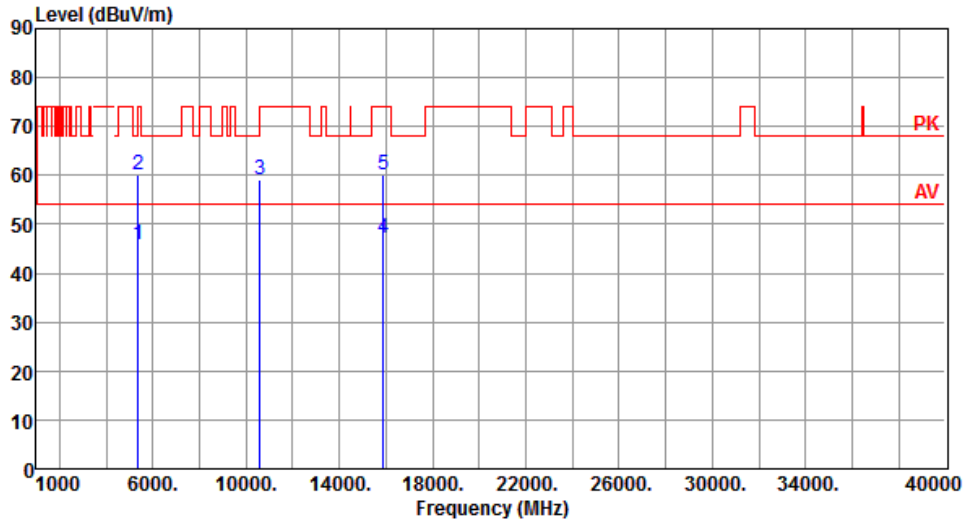
Note 1: Emission Level (dBuV/m) = SA Reading (dBuV/m) + Factor\* (dB)

\*Factor includes antenna factor , cable loss and amplifier gain

Note 2: Margin (dB) = Emission level (dBuV/m) – Limit (dBuV/m).



|                     |                        |                         |      |
|---------------------|------------------------|-------------------------|------|
| <b>Modulation</b>   | ax HE80 RU484 Index 66 | <b>Test Freq. (MHz)</b> | 5290 |
| <b>Polarization</b> | Horizontal             |                         |      |



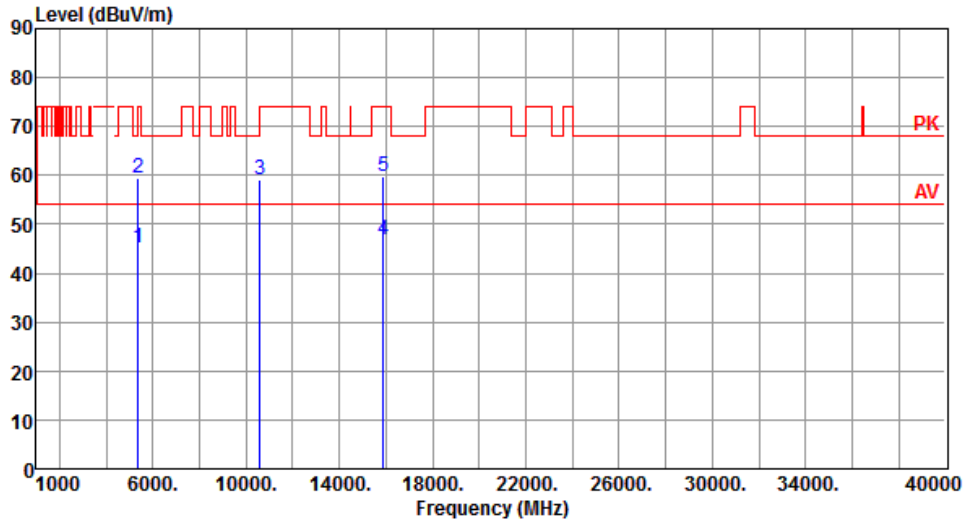
|   | Freq.<br>MHz | Emission<br>level<br>dBuV/m | Limit<br>dBuV/m | Margin<br>dB | SA<br>reading<br>dBuV | Factor<br>dB | Remark  | ANT<br>High<br>cm | Turn<br>Table<br>deg |
|---|--------------|-----------------------------|-----------------|--------------|-----------------------|--------------|---------|-------------------|----------------------|
| 1 | 5350.00      | 45.97                       | 54.00           | -8.03        | 42.03                 | 3.94         | Average | 239               | 116                  |
| 2 | 5350.00      | 59.96                       | 74.00           | -14.04       | 56.02                 | 3.94         | Peak    | 239               | 116                  |
| 3 | 10580.00     | 59.09                       | 68.20           | -9.11        | 44.77                 | 14.32        | Peak    | 100               | 40                   |
| 4 | 15870.00     | 47.00                       | 54.00           | -7.00        | 32.77                 | 14.23        | Average | 100               | 35                   |
| 5 | 15870.00     | 59.96                       | 74.00           | -14.04       | 45.73                 | 14.23        | Peak    | 100               | 35                   |

Note 1: Emission Level (dBuV/m) = SA Reading (dBuV/m) + Factor\* (dB)

\*Factor includes antenna factor , cable loss and amplifier gain

Note 2: Margin (dB) = Emission level (dBuV/m) – Limit (dBuV/m).

|                     |                        |                         |      |
|---------------------|------------------------|-------------------------|------|
| <b>Modulation</b>   | ax HE80 RU484 Index 66 | <b>Test Freq. (MHz)</b> | 5290 |
| <b>Polarization</b> | Vertical               |                         |      |



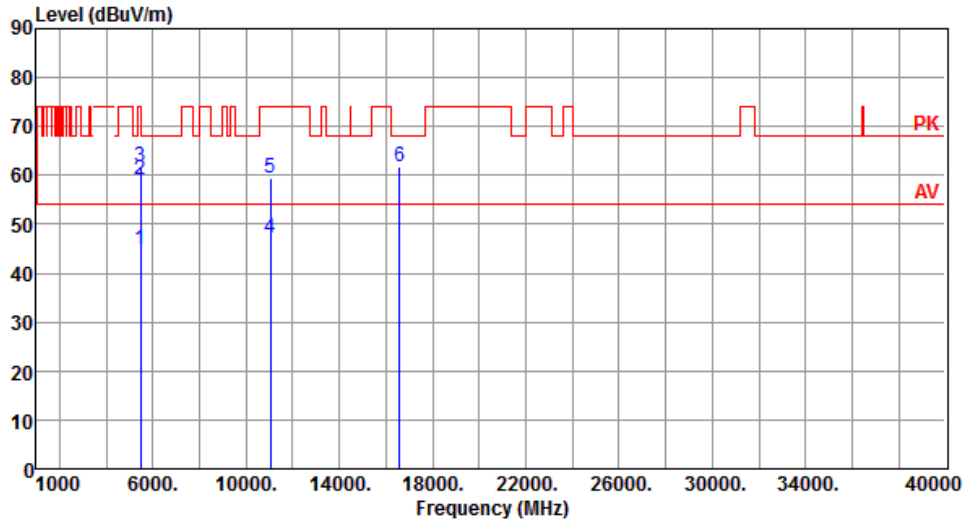
|   | Freq.<br>MHz | Emission<br>level<br>dBuV/m | Limit<br>dBuV/m | Margin<br>dB | SA<br>reading<br>dBuV | Factor<br>dB | Remark  | ANT<br>High<br>cm | Turn<br>Table<br>deg |
|---|--------------|-----------------------------|-----------------|--------------|-----------------------|--------------|---------|-------------------|----------------------|
| 1 | 5350.00      | 45.09                       | 54.00           | -8.91        | 41.15                 | 3.94         | Average | 100               | 149                  |
| 2 | 5350.00      | 59.32                       | 74.00           | -14.68       | 55.38                 | 3.94         | Peak    | 100               | 149                  |
| 3 | 10580.00     | 59.04                       | 68.20           | -9.16        | 44.72                 | 14.32        | Peak    | 100               | 40                   |
| 4 | 15870.00     | 46.89                       | 54.00           | -7.11        | 32.66                 | 14.23        | Average | 100               | 90                   |
| 5 | 15870.00     | 59.87                       | 74.00           | -14.13       | 45.64                 | 14.23        | Peak    | 100               | 90                   |

Note 1: Emission Level (dBuV/m) = SA Reading (dBuV/m) + Factor\* (dB)

\*Factor includes antenna factor , cable loss and amplifier gain

Note 2: Margin (dB) = Emission level (dBuV/m) – Limit (dBuV/m).

|                     |                        |                         |      |
|---------------------|------------------------|-------------------------|------|
| <b>Modulation</b>   | ax HE80 RU484 Index 65 | <b>Test Freq. (MHz)</b> | 5530 |
| <b>Polarization</b> | Horizontal             |                         |      |



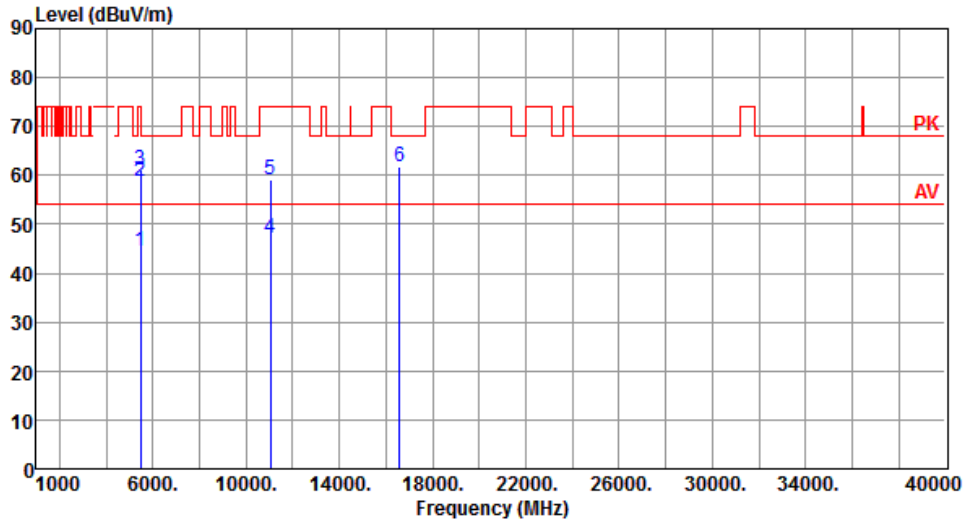
|   | Freq.<br>MHz | Emission<br>level<br>dBuV/m | Limit<br>dBuV/m | Margin<br>dB | SA<br>reading<br>dBuV | Factor<br>dB | Remark  | ANT<br>High<br>cm | Turn<br>Table<br>deg |
|---|--------------|-----------------------------|-----------------|--------------|-----------------------|--------------|---------|-------------------|----------------------|
| 1 | 5460.00      | 44.81                       | 54.00           | -9.19        | 40.36                 | 4.45         | Average | 129               | 116                  |
| 2 | 5460.00      | 59.20                       | 74.00           | -14.80       | 54.75                 | 4.45         | Peak    | 129               | 116                  |
| 3 | 5470.00      | 61.83                       | 68.20           | -6.37        | 57.33                 | 4.50         | Peak    | 129               | 116                  |
| 4 | 11060.00     | 47.23                       | 54.00           | -6.77        | 32.56                 | 14.67        | Average | 100               | 60                   |
| 5 | 11060.00     | 59.30                       | 74.00           | -14.70       | 44.63                 | 14.67        | Peak    | 100               | 60                   |
| 6 | 16590.00     | 61.77                       | 68.20           | -6.43        | 45.16                 | 16.61        | Peak    | 100               | 90                   |

Note 1: Emission Level (dBuV/m) = SA Reading (dBuV/m) + Factor\* (dB)

\*Factor includes antenna factor , cable loss and amplifier gain

Note 2: Margin (dB) = Emission level (dBuV/m) – Limit (dBuV/m).

|                     |                        |                         |      |
|---------------------|------------------------|-------------------------|------|
| <b>Modulation</b>   | ax HE80 RU484 Index 65 | <b>Test Freq. (MHz)</b> | 5530 |
| <b>Polarization</b> | Vertical               |                         |      |



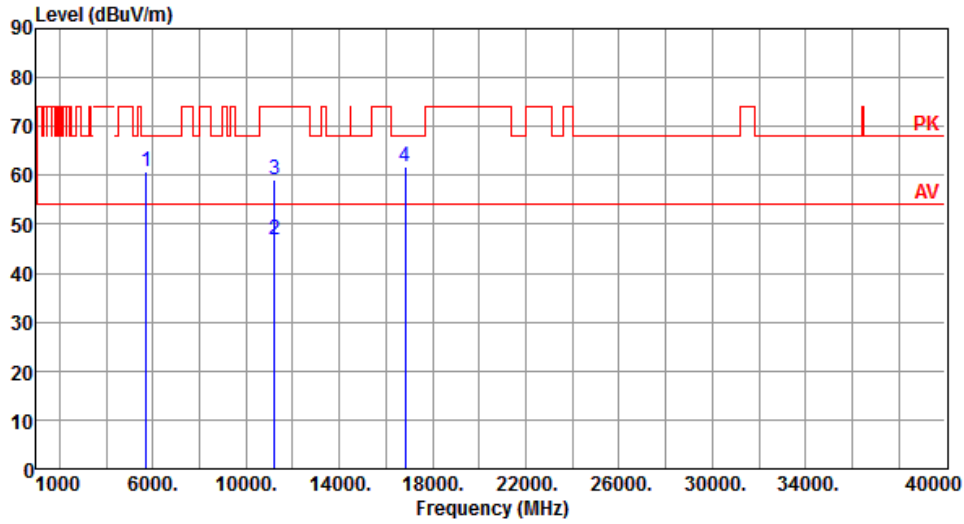
|   | Freq.<br>MHz | Emission<br>level<br>dBuV/m | Limit<br>dBuV/m | Margin<br>dB | SA<br>reading<br>dBuV | Factor<br>dB | Remark  | ANT<br>High<br>cm | Turn<br>Table<br>deg |
|---|--------------|-----------------------------|-----------------|--------------|-----------------------|--------------|---------|-------------------|----------------------|
| 1 | 5460.00      | 44.50                       | 54.00           | -9.50        | 40.05                 | 4.45         | Average | 100               | 143                  |
| 2 | 5460.00      | 58.90                       | 74.00           | -15.10       | 54.45                 | 4.45         | Peak    | 100               | 143                  |
| 3 | 5470.00      | 61.13                       | 68.20           | -7.07        | 56.63                 | 4.50         | Peak    | 100               | 143                  |
| 4 | 11060.00     | 47.00                       | 54.00           | -7.00        | 32.33                 | 14.67        | Average | 100               | 80                   |
| 5 | 11060.00     | 59.21                       | 74.00           | -14.79       | 44.54                 | 14.67        | Peak    | 100               | 80                   |
| 6 | 16590.00     | 61.65                       | 68.20           | -6.55        | 45.04                 | 16.61        | Peak    | 100               | 80                   |

Note 1: Emission Level (dBuV/m) = SA Reading (dBuV/m) + Factor\* (dB)

\*Factor includes antenna factor , cable loss and amplifier gain

Note 2: Margin (dB) = Emission level (dBuV/m) – Limit (dBuV/m).

|                     |                        |                         |      |
|---------------------|------------------------|-------------------------|------|
| <b>Modulation</b>   | ax HE80 RU484 Index 66 | <b>Test Freq. (MHz)</b> | 5610 |
| <b>Polarization</b> | Horizontal             |                         |      |



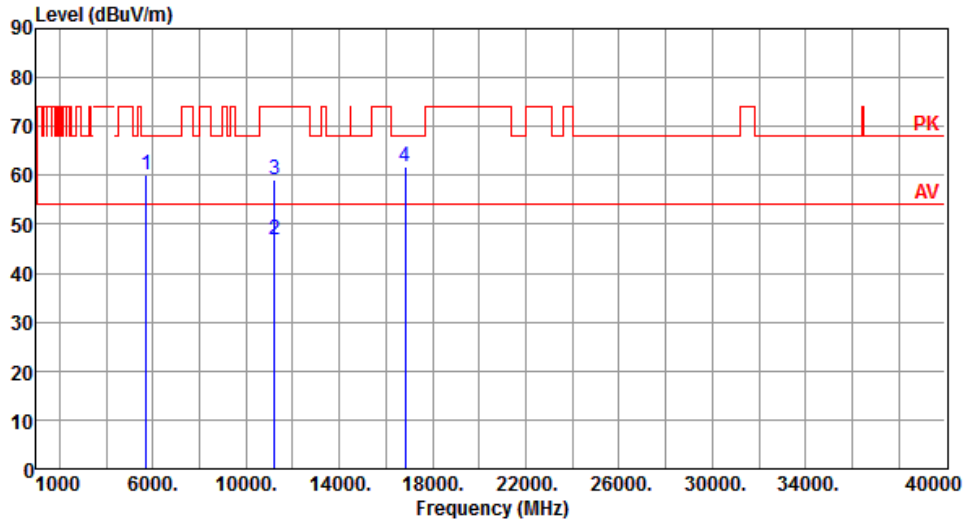
|   | Freq.<br>MHz | Emission<br>level<br>dBuV/m | Limit<br>dBuV/m | Margin<br>dB | SA<br>reading<br>dBuV | Factor<br>dB | Remark  | ANT<br>High<br>cm | Turn<br>Table<br>deg |
|---|--------------|-----------------------------|-----------------|--------------|-----------------------|--------------|---------|-------------------|----------------------|
| 1 | 5725.00      | 60.84                       | 68.20           | -7.36        | 55.99                 | 4.85         | Peak    | 222               | 114                  |
| 2 | 11220.00     | 46.97                       | 54.00           | -7.03        | 32.68                 | 14.29        | Average | 100               | 50                   |
| 3 | 11220.00     | 59.10                       | 74.00           | -14.90       | 44.81                 | 14.29        | Peak    | 100               | 50                   |
| 4 | 16830.00     | 61.80                       | 68.20           | -6.40        | 44.15                 | 17.65        | Peak    | 100               | 80                   |

Note 1: Emission Level (dBuV/m) = SA Reading (dBuV/m) + Factor\* (dB)

\*Factor includes antenna factor , cable loss and amplifier gain

Note 2: Margin (dB) = Emission level (dBuV/m) – Limit (dBuV/m).

|                     |                        |                         |      |
|---------------------|------------------------|-------------------------|------|
| <b>Modulation</b>   | ax HE80 RU484 Index 66 | <b>Test Freq. (MHz)</b> | 5610 |
| <b>Polarization</b> | Vertical               |                         |      |



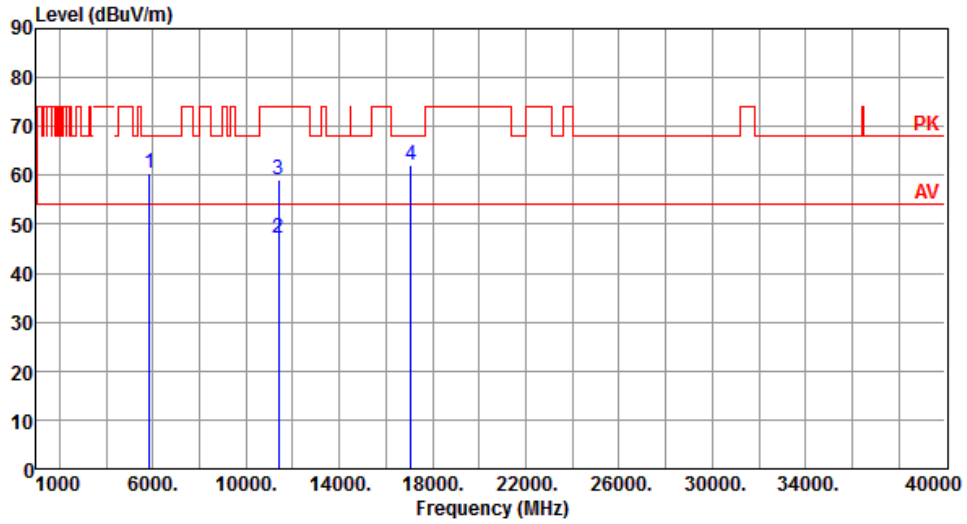
|   | Freq.<br>MHz | Emission<br>level<br>dBuV/m | Limit<br>dBuV/m | Margin<br>dB | SA<br>reading<br>dBuV | Factor<br>dB | Remark  | ANT<br>High<br>cm | Turn<br>Table<br>deg |
|---|--------------|-----------------------------|-----------------|--------------|-----------------------|--------------|---------|-------------------|----------------------|
| 1 | 5725.00      | 60.24                       | 68.20           | -7.96        | 55.39                 | 4.85         | Peak    | 100               | 149                  |
| 2 | 11220.00     | 46.88                       | 54.00           | -7.12        | 32.59                 | 14.29        | Average | 100               | 60                   |
| 3 | 11220.00     | 59.06                       | 74.00           | -14.94       | 44.77                 | 14.29        | Peak    | 100               | 60                   |
| 4 | 16830.00     | 61.84                       | 68.20           | -6.36        | 44.19                 | 17.65        | Peak    | 100               | 40                   |

Note 1: Emission Level (dBuV/m) = SA Reading (dBuV/m) + Factor\* (dB)

\*Factor includes antenna factor , cable loss and amplifier gain

Note 2: Margin (dB) = Emission level (dBuV/m) – Limit (dBuV/m).

|                     |                        |                         |      |
|---------------------|------------------------|-------------------------|------|
| <b>Modulation</b>   | ax HE80 RU484 Index 66 | <b>Test Freq. (MHz)</b> | 5690 |
| <b>Polarization</b> | Horizontal             |                         |      |



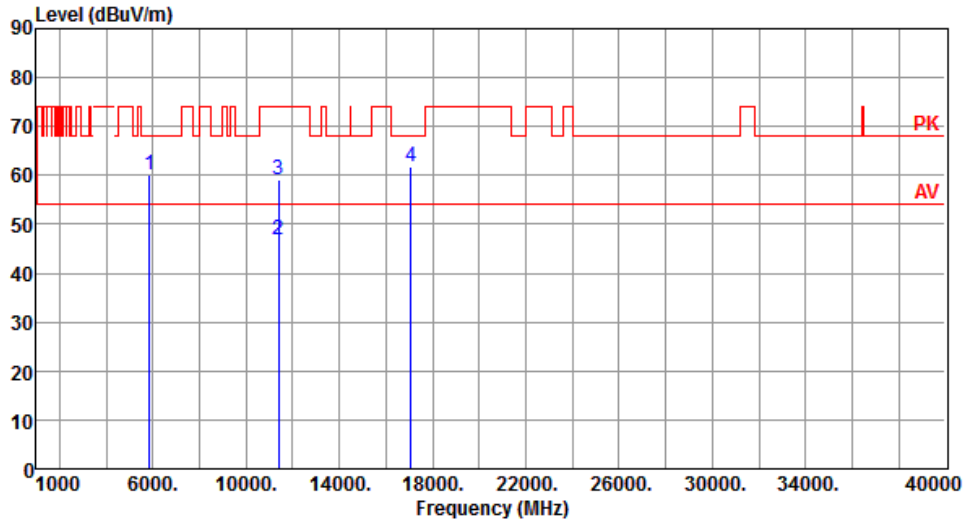
|   | Freq.<br>MHz | Emission<br>level<br>dBuV/m | Limit<br>dBuV/m | Margin<br>dB | SA<br>reading<br>dBuV | Factor<br>dB | Remark  | ANT<br>High<br>cm | Turn<br>Table<br>deg |
|---|--------------|-----------------------------|-----------------|--------------|-----------------------|--------------|---------|-------------------|----------------------|
| 1 | 5850.00      | 60.51                       | 68.20           | -7.69        | 55.06                 | 5.45         | Peak    | 167               | 115                  |
| 2 | 11380.00     | 47.01                       | 54.00           | -6.99        | 32.40                 | 14.61        | Average | 100               | 80                   |
| 3 | 11380.00     | 59.14                       | 74.00           | -14.86       | 44.53                 | 14.61        | Peak    | 100               | 80                   |
| 4 | 17070.00     | 61.96                       | 68.20           | -6.24        | 44.21                 | 17.75        | Peak    | 100               | 70                   |

Note 1: Emission Level (dBuV/m) = SA Reading (dBuV/m) + Factor\* (dB)

\*Factor includes antenna factor , cable loss and amplifier gain

Note 2: Margin (dB) = Emission level (dBuV/m) – Limit (dBuV/m).

|                     |                        |                         |      |
|---------------------|------------------------|-------------------------|------|
| <b>Modulation</b>   | ax HE80 RU484 Index 66 | <b>Test Freq. (MHz)</b> | 5690 |
| <b>Polarization</b> | Vertical               |                         |      |



|   | Freq.<br>MHz | Emission<br>level<br>dBuV/m | Limit<br>dBuV/m | Margin<br>dB | SA<br>reading<br>dBuV | Factor<br>dB | Remark  | ANT<br>High<br>cm | Turn<br>Table<br>deg |
|---|--------------|-----------------------------|-----------------|--------------|-----------------------|--------------|---------|-------------------|----------------------|
| 1 | 5850.00      | 60.23                       | 68.20           | -7.97        | 54.78                 | 5.45         | Peak    | 103               | 144                  |
| 2 | 11380.00     | 46.96                       | 54.00           | -7.04        | 32.35                 | 14.61        | Average | 100               | 120                  |
| 3 | 11380.00     | 58.96                       | 74.00           | -15.04       | 44.35                 | 14.61        | Peak    | 100               | 120                  |
| 4 | 17070.00     | 61.83                       | 68.20           | -6.37        | 44.08                 | 17.75        | Peak    | 100               | 60                   |

Note 1: Emission Level (dBuV/m) = SA Reading (dBuV/m) + Factor\* (dB)

\*Factor includes antenna factor , cable loss and amplifier gain

Note 2: Margin (dB) = Emission level (dBuV/m) – Limit (dBuV/m).



## 3.6 Frequency Stability

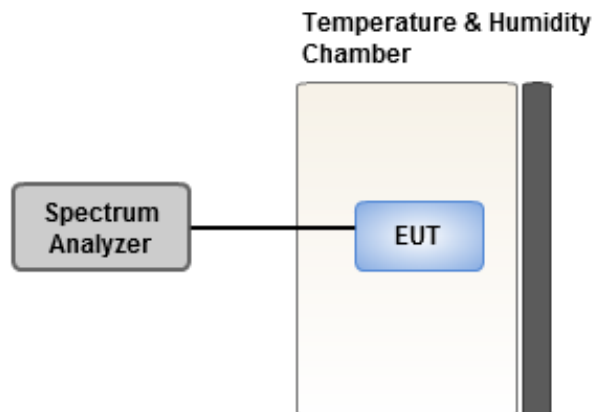
### 3.6.1 Limit of Frequency Stability

Manufacturers of U-NII devices are responsible for ensuring frequency stability such that an emission is maintained within the band of operation under all conditions of normal operation as specified in the user's manual.

### 3.6.2 Test Procedures

1. The EUT is installed in an environment test chamber with external power source.
2. Set the chamber to operate at 20 centigrade and external power source to output at nominal voltage of EUT.
3. A sufficient stabilization period at each temperature is used prior to each frequency measurement.
4. When temperature is stabled, measure the frequency stability.
5. The test shall be performed under normal and extreme condition for temperature and voltage.

### 3.6.3 Test Setup



### 3.6.4 Test Result of Frequency Stability

| Frequency:<br>5320 MHz | Frequency Drift (ppm) |                |           |                |
|------------------------|-----------------------|----------------|-----------|----------------|
|                        | 0 minute              | 2 minutes      | 5 minutes | 10 minutes     |
| Temperature (°C)       |                       |                |           |                |
| T20°CVmax              | 2.14                  | 2.29           | 2.56      | 1.99           |
| T20°CVmin              | 2.16                  | 2.41           | 2.14      | 2.49           |
| T55°CVnom              | 5.74                  | 6.28           | 5.51      | 5.76           |
| T50°CVnom              | 5.38                  | 5.24           | 5.74      | 5.04           |
| T40°CVnom              | 4.37                  | 4.26           | 4.25      | 4.27           |
| T30°CVnom              | 3.50                  | 3.59           | 3.85      | 3.45           |
| T20°CVnom              | 2.62                  | 3.05           | 2.59      | 3.03           |
| T10°CVnom              | 3.07                  | 3.42           | 3.15      | 2.74           |
| T0°CVnom               | 2.42                  | 2.77           | 2.55      | 2.91           |
| T-10°CVnom             | 2.09                  | 2.40           | 2.26      | 2.01           |
| T-20°CVnom             | 2.36                  | 2.44           | 1.86      | 2.11           |
| T-30°CVnom             | 2.06                  | 2.50           | 2.20      | 1.83           |
| Vnom [V]: 3.9          |                       | Vmax [V]: 4.29 |           | Vmin [V]: 3.51 |
| Tnom [°C]: 20          |                       | Tmax [°C]: 55  |           | Tmin [°C]: -30 |

## 4 Test laboratory information

Established in 2012, ICC provides foremost EMC & RF Testing and advisory consultation services by our skilled engineers and technicians. Our services employ a wide variety of advanced edge test equipment and one of the widest certification extents in the business.

International Certification Corp (EMC and Wireless Communication Laboratory), it is our definitive objective is to institute long term, trust-based associations with our clients. The expectation we set up with our clients is based on outstanding service, practical expertise and devotion to a certified value structure. Our passion is to grant our clients with best EMC / RF services by oriented knowledgeable and accommodating staff.

Our Test sites are located at Linkou District and Kwei Shan District. Location map can be found on our website <http://www.icertifi.com.tw>.

### **Linkou**

Tel: 886-2-2601-1640

No. 30-2, Ding Fwu Tsuen, Lin  
Kou District, New Taipei City,  
Taiwan, R.O.C.

### **Kwei Shan**

Tel: 886-3-271-8666

No. 3-1, Lane 6, Wen San 3rd St.,  
Kwei Shan District, Tao Yuan City  
333, Taiwan, R.O.C.

### **Kwei Shan Site II**

Tel: 886-3-271-8640

No. 14-1, Lane 19, Wen San 3rd  
St., Kwei Shan District, Tao Yuan  
City 333, Taiwan, R.O.C.

If you have any suggestion, please feel free to contact us as below information.

Tel: 886-3-271-8666

Fax: 886-3-318-0155

Email: ICC\_Service@icertifi.com.tw

==END==