

# SAR TEST REPORT



The following samples were submitted and identified on behalf of the client as:

<b>Equipment Under Test</b>	Smart Phone
<b>Model Name</b>	801FJ
<b>Brand Name</b>	FUJITSU
<b>Company Name</b>	FUJITSU CONNECTED TECHNOLOGIES Ltd.
<b>Company Address</b>	1-1, Kamikodanaka 4-chome, Nakahara-ku, Kawasaki 211-8588, Japan
<b>Standards</b>	IEEE/ANSI C95.1-1992, IEEE 1528-2013, KDB248227D01v02r02, KDB865664D01v01r04, KDB865664D02v01r02, KDB941225D01v03r01, KDB941225D06v02r01, KDB447498D01v06, KDB941225D05v02r05
<b>FCC ID</b>	2AQYEFMP170
<b>Date of Test(s)</b>	Apr. 06th, 2019 ~ Apr. 15th, 2019
<b>Date of Issue</b>	May. 15th, 2019

In the configuration tested, the EUT complied with the standards specified above.

## Remarks:

This report details the results of the testing carried out on one sample, the results contained in this test report do not relate to other samples of the same product. The manufacturer should ensure that all products in series production are in conformity with the product sample detailed in this report.

This report may only be reproduced and distributed in full. If the product in this report is used in any configuration other than that detailed in the report, the manufacturer must ensure the new system complies with all relevant standards. Any mention of SGS Taiwan Electronic & Communication Laboratory or testing done by SGS Taiwan Electronic & Communication Laboratory in connection with distribution or use of the product described in this report must be approved by SGS Taiwan Electronic & Communication Laboratory in writing.

## Signed on behalf of SGS

Clerk / Ruby Ou	Engineer / Bond Tsai	Asst. Manager / John Yeh
<i>Ruby Ou</i>	<i>Bond Tsai</i>	<i>John Teh</i>

Date: May. 15th, 2019

Unless otherwise stated the results shown in this test report refer only to the sample(s) tested and such sample(s) are retained for 90 days only.

除非另有說明，此報告結果僅對測試之樣品負責，同時此樣品僅保留90天。本報告未經本公司書面許可，不可部份複製。

This document is issued by the Company subject to its General Conditions of Service printed overleaf, available on request or accessible at [www.sgs.com/terms\\_and\\_conditions.htm](http://www.sgs.com/terms_and_conditions.htm) and for electronic format documents, subject to Terms and Conditions for Electronic Documents at [www.sgs.com/terms\\_e-document.htm](http://www.sgs.com/terms_e-document.htm). Attention is drawn to the limitation of liability, indemnification and jurisdiction issues defined therein. Any holder of this document is advised that information contained hereon reflects the Company's findings at the time of its intervention only and within the limits of Client's instructions, if any. The Company's sole responsibility is to its Client and this document does not exonerate parties to a transaction from exercising all their rights and obligations under the transaction documents. This document cannot be reproduced except in full, without prior written approval of the Company. Any unauthorized alteration, forgery or falsification of the content or appearance of this document is unlawful and offenders may be prosecuted to the fullest extent of the law.

## Revision History

Report Number	Revision	Description	Issue Date
E5/2019/30031	Rev.00	Initial creation of document	May. 13th, 2019
E5/2019/30031	Rev.00	Modify Ch1.3	May. 15th, 2019

Unless otherwise stated the results shown in this test report refer only to the sample(s) tested and such sample(s) are retained for 90 days only.

除非另有說明，此報告結果僅對測試之樣品負責，同時此樣品僅保留90天。本報告未經本公司書面許可，不可部份複製。

This document is issued by the Company subject to its General Conditions of Service printed overleaf, available on request or accessible at [www.sgs.com/terms\\_and\\_conditions.htm](http://www.sgs.com/terms_and_conditions.htm) and for electronic format documents, subject to Terms and Conditions for Electronic Documents at [www.sgs.com/terms\\_e-document.htm](http://www.sgs.com/terms_e-document.htm). Attention is drawn to the limitation of liability, indemnification and jurisdiction issues defined therein. Any holder of this document is advised that information contained hereon reflects the Company's findings at the time of its intervention only and within the limits of Client's instructions, if any. The Company's sole responsibility is to its Client and this document does not exonerate parties to a transaction from exercising all their rights and obligations under the transaction documents. This document cannot be reproduced except in full, without prior written approval of the Company. Any unauthorized alteration, forgery or falsification of the content or appearance of this document is unlawful and offenders may be prosecuted to the fullest extent of the law.

## Contents

<b>1. General Information</b> .....	<b>4</b>
1.1 Testing Laboratory.....	4
1.2 Details of Applicant.....	4
1.3 Description of EUT.....	5
1.4 Test Environment.....	20
1.5 Operation Description.....	20
1.6 Positioning Procedure.....	24
1.7 Evaluation Procedures.....	26
1.8 Probe Calibration Procedures.....	28
1.9 The SAR Measurement System.....	31
1.10 System Components.....	33
1.11 SAR System Verification.....	35
1.12 Tissue Simulant Fluid for the Frequency Band.....	37
1.13 Test Standards and Limits.....	40
<b>2. Summary of Results</b> .....	<b>42</b>
2.1 Decision rules.....	42
2.2 Summary of Results.....	42
2.3 Reporting statements of conformity.....	46
<b>3. Simultaneous Transmission Analysis</b> .....	<b>47</b>
3.1 Estimated SAR calculation.....	48
3.2 SPLSR evaluation and analysis.....	48
<b>4. Instruments List</b> .....	<b>52</b>
<b>5. Measurements</b> .....	<b>53</b>
<b>6. SAR System Performance Verification</b> .....	<b>70</b>
<b>7. Uncertainty Budget</b> .....	<b>80</b>
<b>Appendixes</b> .....	<b>82</b>
E5201930031 SAR_Appendix A Photographs.....	82
E5201930031 SAR_Appendix B DAE & Probe Cal. Certificate.....	82
E5201930031 SAR_Appendix C Phantom Description & Dipole Cal. Certificate.....	82

Unless otherwise stated the results shown in this test report refer only to the sample(s) tested and such sample(s) are retained for 90 days only.

除非另有說明，此報告結果僅對測試之樣品負責，同時此樣品僅保留90天。本報告未經本公司書面許可，不可部份複製。

This document is issued by the Company subject to its General Conditions of Service printed overleaf, available on request or accessible at [www.sgs.com/terms\\_and\\_conditions.htm](http://www.sgs.com/terms_and_conditions.htm) and for electronic format documents, subject to Terms and Conditions for Electronic Documents at [www.sgs.com/terms\\_e-document.htm](http://www.sgs.com/terms_e-document.htm). Attention is drawn to the limitation of liability, indemnification and jurisdiction issues defined therein. Any holder of this document is advised that information contained hereon reflects the Company's findings at the time of its intervention only and within the limits of Client's instructions, if any. The Company's sole responsibility is to its Client and this document does not exonerate parties to a transaction from exercising all their rights and obligations under the transaction documents. This document cannot be reproduced except in full, without prior written approval of the Company. Any unauthorized alteration, forgery or falsification of the content or appearance of this document is unlawful and offenders may be prosecuted to the fullest extent of the law.

# 1. General Information

## 1.1 Testing Laboratory

SGS Taiwan Ltd. Electronics & Communication Laboratory	
1F, No. 8, Alley 15, Lane 120, Sec. 1, NeiHu Road, Neihu District, Taipei City, 11493, Taiwan	
Tel	+886-2-2299-3279
Fax	+886-2-2298-0488
Internet	<a href="http://www.tw.sgs.com/">http://www.tw.sgs.com/</a>

## 1.2 Details of Applicant

Company Name	FUJITSU CONNECTED TECHNOLOGIES Ltd.
Company Address	1-1, Kamikodanaka 4-chome, Nakahara-ku, Kawasaki 211-8588, Japan

Unless otherwise stated the results shown in this test report refer only to the sample(s) tested and such sample(s) are retained for 90 days only.

除非另有說明，此報告結果僅對測試之樣品負責，同時此樣品僅保留90天。本報告未經本公司書面許可，不可部份複製。

This document is issued by the Company subject to its General Conditions of Service printed overleaf, available on request or accessible at [www.sgs.com/terms\\_and\\_conditions.htm](http://www.sgs.com/terms_and_conditions.htm) and for electronic format documents, subject to Terms and Conditions for Electronic Documents at [www.sgs.com/terms\\_e-document.htm](http://www.sgs.com/terms_e-document.htm). Attention is drawn to the limitation of liability, indemnification and jurisdiction issues defined therein. Any holder of this document is advised that information contained hereon reflects the Company's findings at the time of its intervention only and within the limits of Client's instructions, if any. The Company's sole responsibility is to its Client and this document does not exonerate parties to a transaction from exercising all their rights and obligations under the transaction documents. This document cannot be reproduced except in full, without prior written approval of the Company. Any unauthorized alteration, forgery or falsification of the content or appearance of this document is unlawful and offenders may be prosecuted to the fullest extent of the law.

### 1.3 Description of EUT

EUT Name	Smart Phone			
Model Name	801FJ			
Brand Name	FUJITSU			
FCC ID	2AQYEFMP170			
Mode of Operation	<input checked="" type="checkbox"/> GSM <input checked="" type="checkbox"/> GPRS <input checked="" type="checkbox"/> WCDMA <input checked="" type="checkbox"/> HSDPA <input checked="" type="checkbox"/> HSUPA <input checked="" type="checkbox"/> LTE FDD <input checked="" type="checkbox"/> WLAN802.11 a/b/g/n/ac(20M/40M/80M) <input checked="" type="checkbox"/> Bluetooth			
Duty Cycle	GSM (DTM multi class B)	1/8.3		
	GPRS (support multi class 12 max)	1/2 (1Dn4UP) 1/2.76 (1Dn3UP) 1/4.1 (1Dn2UP) 1/8.3 (1Dn1UP)		
	LTE FDD	1		
	WCDMA	1		
	WLAN802.11 a/b/g/n/ac(20M/40M/80M)	1		
	Bluetooth	1		
TX Frequency Range (MHz)	GSM1900	1850	—	1910
	WCDMA Band II	1850	—	1910
	LTE FDD Band 2	1850	—	1910
	WiFi 2.4GHz	2400	—	2462
	WiFi 5GHz	5150	—	5700
	Bluetooth	2402	—	2480
Channel Number (ARFCN)	GSM1900	512	—	810
	WCDMA Band II	9262	—	9538
	LTE FDD Band 2	18607	—	19193
	WiFi 2.4GHz	1	—	11
	WiFi 5GHz	36	—	140
	Bluetooth	0	—	78

Unless otherwise stated the results shown in this test report refer only to the sample(s) tested and such sample(s) are retained for 90 days only.

除非另有說明，此報告結果僅對測試之樣品負責，同時此樣品僅保留90天。本報告未經本公司書面許可，不可部份複製。

This document is issued by the Company subject to its General Conditions of Service printed overleaf, available on request or accessible at [www.sgs.com/terms\\_and\\_conditions.htm](http://www.sgs.com/terms_and_conditions.htm) and for electronic format documents, subject to Terms and Conditions for Electronic Documents at [www.sgs.com/terms\\_e-document.htm](http://www.sgs.com/terms_e-document.htm). Attention is drawn to the limitation of liability, indemnification and jurisdiction issues defined therein. Any holder of this document is advised that information contained hereon reflects the Company's findings at the time of its intervention only and within the limits of Client's instructions, if any. The Company's sole responsibility is to its Client and this document does not exonerate parties to a transaction from exercising all their rights and obligations under the transaction documents. This document cannot be reproduced except in full, without prior written approval of the Company. Any unauthorized alteration, forgery or falsification of the content or appearance of this document is unlawful and offenders may be prosecuted to the fullest extent of the law.

**WWAN antenna information:**

Antenna	WWAN
Frequency(MHz)	1900
Gain (dBi)	-0.38

**WLAN / Bluetooth antenna information:**

Antenna	WLAN				
Frequency(MHz)	2.4G	5.2G	5.3G	5.6G	5.8G
Gain (dBi)	-1.52	-2.98	-3.06	-1.28	-2.13

Max. SAR (1-g) (Unit: W/Kg)					
Mode	Band	Measured	Reported	Position / Channel	
Head	GSM 1900	0.04	0.06	<input type="checkbox"/> Left <input checked="" type="checkbox"/> Cheek	<input checked="" type="checkbox"/> Right <input type="checkbox"/> Tilt 810 Channel
	WCDMA Band II	0.07	0.07	<input checked="" type="checkbox"/> Cheek	<input checked="" type="checkbox"/> Right <input type="checkbox"/> Tilt 9400 Channel
	LTE FDD Band 2	0.09	0.11	<input checked="" type="checkbox"/> Cheek	<input checked="" type="checkbox"/> Right <input type="checkbox"/> Tilt 19100 Channel
	WLAN802.11 b	0.46	0.47	<input checked="" type="checkbox"/> Cheek	<input type="checkbox"/> Right <input type="checkbox"/> Tilt 11 Channel
	WLAN802.11n(40M)5.2G	0.23	0.23	<input checked="" type="checkbox"/> Left <input type="checkbox"/> Cheek	<input type="checkbox"/> Right <input checked="" type="checkbox"/> Tilt 38 Channel
	WLAN802.11n(40M)5.3G	0.21	0.21	<input checked="" type="checkbox"/> Left <input type="checkbox"/> Cheek	<input type="checkbox"/> Right <input checked="" type="checkbox"/> Tilt 62 Channel
	WLAN802.11n(40M)5.6G	0.22	0.22	<input checked="" type="checkbox"/> Left <input type="checkbox"/> Cheek	<input type="checkbox"/> Right <input checked="" type="checkbox"/> Tilt 102 Channel
	Bluetooth	0.04	0.06	<input checked="" type="checkbox"/> Left <input checked="" type="checkbox"/> Cheek	<input type="checkbox"/> Right <input type="checkbox"/> Tilt 39 Channel

Unless otherwise stated the results shown in this test report refer only to the sample(s) tested and such sample(s) are retained for 90 days only.

除非另有說明，此報告結果僅對測試之樣品負責，同時此樣品僅保留90天。本報告未經本公司書面許可，不可部份複製。

This document is issued by the Company subject to its General Conditions of Service printed overleaf, available on request or accessible at [www.sgs.com/terms\\_and\\_conditions.htm](http://www.sgs.com/terms_and_conditions.htm) and for electronic format documents, subject to Terms and Conditions for Electronic Documents at [www.sgs.com/terms\\_e-document.htm](http://www.sgs.com/terms_e-document.htm). Attention is drawn to the limitation of liability, indemnification and jurisdiction issues defined therein. Any holder of this document is advised that information contained hereon reflects the Company's findings at the time of its intervention only and within the limits of Client's instructions, if any. The Company's sole responsibility is to its Client and this document does not exonerate parties to a transaction from exercising all their rights and obligations under the transaction documents. This document cannot be reproduced except in full, without prior written approval of the Company. Any unauthorized alteration, forgery or falsification of the content or appearance of this document is unlawful and offenders may be prosecuted to the fullest extent of the law.

Max. SAR (1-g) (Unit: W/Kg)				
Mode	Band	Measured	Reported	Position / Channel
Body-worn	GSM 1900	0.28	0.39	<input checked="" type="checkbox"/> Front <input type="checkbox"/> Back 810 Channel
	Bluetooth	0.01	0.01	<input type="checkbox"/> Front <input checked="" type="checkbox"/> Back 39 Channel
	WLAN802.11n(40M)5.2G	0.02	0.02	<input checked="" type="checkbox"/> Front <input type="checkbox"/> Back 38 Channel
	WLAN802.11n(40M)5.3G	0.02	0.02	<input checked="" type="checkbox"/> Front <input type="checkbox"/> Back 62 Channel
	WLAN802.11n(40M)5.6G	0.04	0.04	<input checked="" type="checkbox"/> Front <input type="checkbox"/> Back 102 Channel

Unless otherwise stated the results shown in this test report refer only to the sample(s) tested and such sample(s) are retained for 90 days only.

除非另有說明，此報告結果僅對測試之樣品負責，同時此樣品僅保留90天。本報告未經本公司書面許可，不可部份複製。

This document is issued by the Company subject to its General Conditions of Service printed overleaf, available on request or accessible at [www.sgs.com/terms\\_and\\_conditions.htm](http://www.sgs.com/terms_and_conditions.htm) and for electronic format documents, subject to Terms and Conditions for Electronic Documents at [www.sgs.com/terms\\_e-document.htm](http://www.sgs.com/terms_e-document.htm). Attention is drawn to the limitation of liability, indemnification and jurisdiction issues defined therein. Any holder of this document is advised that information contained hereon reflects the Company's findings at the time of its intervention only and within the limits of Client's instructions, if any. The Company's sole responsibility is to its Client and this document does not exonerate parties to a transaction from exercising all their rights and obligations under the transaction documents. This document cannot be reproduced except in full, without prior written approval of the Company. Any unauthorized alteration, forgery or falsification of the content or appearance of this document is unlawful and offenders may be prosecuted to the fullest extent of the law.

Max. SAR (1-g) (Unit: W/Kg)				
Mode	Band	Measured	Reported	Position / Channel
Hotspot mode	GPRS 1900 (1Dn4UP)	0.68	0.97	<input type="checkbox"/> Front <input type="checkbox"/> Back <input checked="" type="checkbox"/> Bottom <input type="checkbox"/> Right <input type="checkbox"/> Left 810 Channel
	WCDMA Band II	1.33	1.44	<input type="checkbox"/> Front <input type="checkbox"/> Back <input checked="" type="checkbox"/> Bottom <input type="checkbox"/> Right <input type="checkbox"/> Left 9262 Channel
	LTE FDD Band 2	1.06	1.40	<input type="checkbox"/> Front <input type="checkbox"/> Back <input checked="" type="checkbox"/> Bottom <input type="checkbox"/> Right <input type="checkbox"/> Left 18700 Channel
	WLAN802.11 b	0.10	0.10	<input type="checkbox"/> Front <input checked="" type="checkbox"/> Back <input type="checkbox"/> Top <input type="checkbox"/> Right <input type="checkbox"/> Left 11 Channel

Highest simultaneous SAR (1-g) (Unit: W/Kg)	
Head	0.53
Body	1.44

Unless otherwise stated the results shown in this test report refer only to the sample(s) tested and such sample(s) are retained for 90 days only.

除非另有說明，此報告結果僅對測試之樣品負責，同時此樣品僅保留90天。本報告未經本公司書面許可，不可部份複製。

This document is issued by the Company subject to its General Conditions of Service printed overleaf, available on request or accessible at [www.sgs.com/terms\\_and\\_conditions.htm](http://www.sgs.com/terms_and_conditions.htm) and for electronic format documents, subject to Terms and Conditions for Electronic Documents at [www.sgs.com/terms\\_e-document.htm](http://www.sgs.com/terms_e-document.htm). Attention is drawn to the limitation of liability, indemnification and jurisdiction issues defined therein. Any holder of this document is advised that information contained hereon reflects the Company's findings at the time of its intervention only and within the limits of Client's instructions, if any. The Company's sole responsibility is to its Client and this document does not exonerate parties to a transaction from exercising all their rights and obligations under the transaction documents. This document cannot be reproduced except in full, without prior written approval of the Company. Any unauthorized alteration, forgery or falsification of the content or appearance of this document is unlawful and offenders may be prosecuted to the fullest extent of the law.



**GSM 1900 - conducted power table:**

EUT mode	Frequency (MHz)	CH	Max. Rated Avg. Power + Max.Tolerance (dBm)	Burst average power	Source-based time average power
				Avg. (dBm)	Avg. (dBm)
GSM1900 (GMSK)	1850.2	512	30.5	28.71	19.68
	1800	661	30.5	28.92	19.89
	1909.8	810	30.5	29.07	20.04
The division factor compared to the number of TX time slot					
Division factor				1 TX time slot	
				-9.03	

**GPRS 1900 - conducted power table:**

Burst average power						
Max. Rated Avg. Power + Max. Tolerance (dBm)			30.50	28.50	26.50	25.50
			1Dn1UP	1Dn2UP	1Dn3UP	1Dn4UP
EUT mode	Frequency (MHz)	CH	Avg. (dBm)	Avg. (dBm)	Avg. (dBm)	Avg. (dBm)
GPRS 1900	1850.2	512	28.71	26.59	24.74	23.77
	1880	661	28.92	26.55	24.80	23.79
	1909.8	810	29.07	26.74	24.96	23.94
Source-based time average power						
GPRS 1900	1850.2	512	19.68	20.57	20.48	20.76
	1880	661	19.89	20.53	20.54	20.78
	1909.8	810	20.04	20.72	20.70	20.93
The division factor compared to the number of TX time slot						
Division factor			1 TX time slot	2 TX time slot	3 TX time slot	4 TX time slot
			-9.03	-6.02	-4.26	-3.01

Unless otherwise stated the results shown in this test report refer only to the sample(s) tested and such sample(s) are retained for 90 days only.

除非另有說明，此報告結果僅對測試之樣品負責，同時此樣品僅保留90天。本報告未經本公司書面許可，不可部份複製。

This document is issued by the Company subject to its General Conditions of Service printed overleaf, available on request or accessible at [www.sgs.com/terms\\_and\\_conditions.htm](http://www.sgs.com/terms_and_conditions.htm) and for electronic format documents, subject to Terms and Conditions for Electronic Documents at [www.sgs.com/terms\\_e-document.htm](http://www.sgs.com/terms_e-document.htm). Attention is drawn to the limitation of liability, indemnification and jurisdiction issues defined therein. Any holder of this document is advised that information contained hereon reflects the Company's findings at the time of its intervention only and within the limits of Client's instructions, if any. The Company's sole responsibility is to its Client and this document does not exonerate parties to a transaction from exercising all their rights and obligations under the transaction documents. This document cannot be reproduced except in full, without prior written approval of the Company. Any unauthorized alteration, forgery or falsification of the content or appearance of this document is unlawful and offenders may be prosecuted to the fullest extent of the law.

**WCDMA Band II - HSDPA / HSUPA Conducted power table (Unit: dBm):**

Band		WCDMA II		
TX Channel		9262	9400	9538
Frequency (MHz)		1850.2	1880	1907.6
Max. Rated Avg. Power+Max. Tolerance (dBm)		<b>23.50</b>		
3GPP Rel 99	RMC 12.2Kbps	23.16	23.44	23.30
3GPP Rel 5	HSDPA Subtest-1	22.49	22.46	22.49
	HSDPA Subtest-2	22.46	22.47	22.49
	HSDPA Subtest-3	21.96	21.90	21.92
	HSDPA Subtest-4	21.96	21.93	21.92
3GPP Rel 6	HSUPA Subtest-1	22.45	22.44	22.47
	HSUPA Subtest-2	20.49	20.47	20.45
	HSUPA Subtest-3	21.41	21.43	21.42
	HSUPA Subtest-4	20.41	20.46	20.44
	HSUPA Subtest-5	22.40	22.47	22.46

**Subtests for WCDMA Release 5 HSDPA**

SUB-TEST	$\beta_c$	$\beta_d$	$\beta_d$ (SF)	$\beta_c/\beta_d$	$\beta_{HS}$ (Note 1, Note 2)	CM (dB) (Note 3)	MPR (dB) (Note 3)
1	2/15	15/15	64	2/15	4/15	0.0	0.0
2	12/15	15/15	64	12/15	24/15	1.0	0.0
3	15/15	8/15	64	15/8	30/15	1.5	0.5
4	15/15	4/15	64	15/4	30/15	1.5	0.5

**Subtests for WCDMA Release 6 HSUPA**

SUB-TEST	$\beta_c$	$\beta_d$	$\beta_d$ (SF)	$\beta_c/\beta_d$	$\beta_{HS}$ (Note 1)	$\beta_{ec}$	$\beta_{ed}$ (Note 5) (Note 6)	$\beta_{ed}$ (SF)	$\beta_{ed}$ (Codes)	CM (dB) (Note 2)	MPR (dB) (Note 2)	AG Index (Note 6)	E-TFCI
1	11/15	15/15	64	11/15	22/15	209/225	1309/225	4	1	1.0	0.0	20	75
2	6/15	15/15	64	6/15	12/15	12/15	94/75	4	1	3.0	2.0	12	67
3	15/15	9/15	64	15/9	30/15	30/15	$\beta_{ed1}$ : 47/15 $\beta_{ed2}$ : 47/15	4 4	2	2.0	1.0	15	92
4	2/15	15/15	64	2/15	4/15	2/15	56/75	4	1	3.0	2.0	17	71
5	15/15	15/15	64	15/15	30/15	24/15	134/15	4	1	1.0	0.0	21	81

Unless otherwise stated the results shown in this test report refer only to the sample(s) tested and such sample(s) are retained for 90 days only.

除非另有說明，此報告結果僅對測試之樣品負責，同時此樣品僅保留90天。本報告未經本公司書面許可，不可部份複製。

This document is issued by the Company subject to its General Conditions of Service printed overleaf, available on request or accessible at [www.sgs.com/terms\\_and\\_conditions.htm](http://www.sgs.com/terms_and_conditions.htm) and for electronic format documents, subject to Terms and Conditions for Electronic Documents at [www.sgs.com/terms\\_e-document.htm](http://www.sgs.com/terms_e-document.htm). Attention is drawn to the limitation of liability, indemnification and jurisdiction issues defined therein. Any holder of this document is advised that information contained hereon reflects the Company's findings at the time of its intervention only and within the limits of Client's instructions, if any. The Company's sole responsibility is to its Client and this document does not exonerate parties to a transaction from exercising all their rights and obligations under the transaction documents. This document cannot be reproduced except in full, without prior written approval of the Company. Any unauthorized alteration, forgery or falsification of the content or appearance of this document is unlawful and offenders may be prosecuted to the fullest extent of the law.

**LTE Band 2 - conducted power table:**

FDD Band 2								
BW(Mhz)	Modulation	RB Size	RB Offset	Frequency (MHz)	Channel	Conducted power (dBm)	Target Power + Max. Tolerance (dBm)	MPR Allowed per 3GPP(dB)
20	QPSK	1 RB	0	1860	18700	22.66	24	0
				1880	18900	22.70	24	0
				1900	19100	22.58	24	0
			50	1860	18700	23.12	24	0
				1880	18900	22.76	24	0
				1900	19100	23.15	24	0
		99	1860	18700	22.79	24	0	
			1880	18900	22.89	24	0	
			1900	19100	22.88	24	0	
		50 RB	0	1860	18700	22.06	23	0-1
				1880	18900	22.15	23	0-1
				1900	19100	22.03	23	0-1
			25	1860	18700	22.03	23	0-1
				1880	18900	22.07	23	0-1
				1900	19100	22.00	23	0-1
			50	1860	18700	22.03	23	0-1
				1880	18900	21.92	23	0-1
				1900	19100	22.01	23	0-1
	100RB	1860	18700	22.02	23	0-1		
		1880	18900	22.06	23	0-1		
		1900	19100	22.06	23	0-1		
	16-QAM	1 RB	0	1860	18700	22.02	23	0-1
				1880	18900	22.14	23	0-1
				1900	19100	21.46	23	0-1
			50	1860	18700	22.37	23	0-1
				1880	18900	22.29	23	0-1
				1900	19100	21.97	23	0-1
			99	1860	18700	21.82	23	0-1
				1880	18900	21.41	23	0-1
				1900	19100	22.12	23	0-1
		50 RB	0	1860	18700	21.06	22	0-2
				1880	18900	21.18	22	0-2
				1900	19100	21.15	22	0-2
			25	1860	18700	21.09	22	0-2
				1880	18900	21.05	22	0-2
				1900	19100	21.11	22	0-2
50			1860	18700	21.05	22	0-2	
			1880	18900	21.03	22	0-2	
			1900	19100	21.25	22	0-2	
100RB	1860	18700	21.00	22	0-2			
	1880	18900	21.14	22	0-2			
	1900	19100	20.97	22	0-2			

Unless otherwise stated the results shown in this test report refer only to the sample(s) tested and such sample(s) are retained for 90 days only.

除非另有說明，此報告結果僅對測試之樣品負責，同時此樣品僅保留90天。本報告未經本公司書面許可，不可部份複製。

This document is issued by the Company subject to its General Conditions of Service printed overleaf, available on request or accessible at [www.sgs.com/terms\\_and\\_conditions.htm](http://www.sgs.com/terms_and_conditions.htm) and for electronic format documents, subject to Terms and Conditions for Electronic Documents at [www.sgs.com/terms\\_e-document.htm](http://www.sgs.com/terms_e-document.htm). Attention is drawn to the limitation of liability, indemnification and jurisdiction issues defined therein. Any holder of this document is advised that information contained hereon reflects the Company's findings at the time of its intervention only and within the limits of Client's instructions, if any. The Company's sole responsibility is to its Client and this document does not exonerate parties to a transaction from exercising all their rights and obligations under the transaction documents. This document cannot be reproduced except in full, without prior written approval of the Company. Any unauthorized alteration, forgery or falsification of the content or appearance of this document is unlawful and offenders may be prosecuted to the fullest extent of the law.

FDD Band 2									
BW(Mhz)	Modulation	RB Size	RB Offset	Frequency (MHz)	Channel	Conducted power (dBm)	Target Power + Max. Tolerance (dBm)	MPR Allowed per 3GPP(dB)	
15	QPSK	1 RB	0	1857.5	18675	22.59	24	0	
				1880	18900	22.78	24	0	
				1902.5	19125	22.77	24	0	
			36	1857.5	18675	22.77	24	0	
				1880	18900	22.75	24	0	
				1902.5	19125	22.74	24	0	
			74	1857.5	18675	22.72	24	0	
				1880	18900	22.69	24	0	
				1902.5	19125	22.73	24	0	
		36 RB	0	1857.5	18675	21.69	23	0-1	
				1880	18900	21.95	23	0-1	
				1902.5	19125	21.75	23	0-1	
			18	1857.5	18675	21.74	23	0-1	
				1880	18900	21.71	23	0-1	
				1902.5	19125	21.82	23	0-1	
			37	1857.5	18675	21.69	23	0-1	
				1880	18900	21.75	23	0-1	
				1902.5	19125	21.79	23	0-1	
		75RB	1857.5	18675	21.68	23	0-1		
			1880	18900	21.73	23	0-1		
			1902.5	19125	21.77	23	0-1		
		16-QAM	1 RB	0	1857.5	18675	21.32	23	0-1
					1880	18900	21.56	23	0-1
					1902.5	19125	21.80	23	0-1
	36			1857.5	18675	21.69	23	0-1	
				1880	18900	21.75	23	0-1	
				1902.5	19125	21.80	23	0-1	
	74			1857.5	18675	21.40	23	0-1	
				1880	18900	21.80	23	0-1	
				1902.5	19125	21.39	23	0-1	
	36 RB			0	1857.5	18675	20.72	22	0-2
					1880	18900	20.89	22	0-2
					1902.5	19125	20.81	22	0-2
			18	1857.5	18675	20.89	22	0-2	
				1880	18900	20.74	22	0-2	
				1902.5	19125	20.86	22	0-2	
			37	1857.5	18675	20.71	22	0-2	
				1880	18900	20.79	22	0-2	
				1902.5	19125	20.88	22	0-2	
	75RB		1857.5	18675	20.79	22	0-2		
			1880	18900	20.79	22	0-2		
			1902.5	19125	21.03	22	0-2		

Unless otherwise stated the results shown in this test report refer only to the sample(s) tested and such sample(s) are retained for 90 days only.

除非另有說明，此報告結果僅對測試之樣品負責，同時此樣品僅保留90天。本報告未經本公司書面許可，不可部份複製。

This document is issued by the Company subject to its General Conditions of Service printed overleaf, available on request or accessible at [www.sgs.com/terms\\_and\\_conditions.htm](http://www.sgs.com/terms_and_conditions.htm) and for electronic format documents, subject to Terms and Conditions for Electronic Documents at [www.sgs.com/terms\\_e-document.htm](http://www.sgs.com/terms_e-document.htm). Attention is drawn to the limitation of liability, indemnification and jurisdiction issues defined therein. Any holder of this document is advised that information contained hereon reflects the Company's findings at the time of its intervention only and within the limits of Client's instructions, if any. The Company's sole responsibility is to its Client and this document does not exonerate parties to a transaction from exercising all their rights and obligations under the transaction documents. This document cannot be reproduced except in full, without prior written approval of the Company. Any unauthorized alteration, forgery or falsification of the content or appearance of this document is unlawful and offenders may be prosecuted to the fullest extent of the law.

FDD Band 2									
BW(Mhz)	Modulation	RB Size	RB Offset	Frequency (MHz)	Channel	Conducted power (dBm)	Target Power + Max. Tolerance (dBm)	MPR Allowed per 3GPP(dB)	
10	QPSK	1 RB	0	1855	18650	22.37	24	0	
				1880	18900	22.57	24	0	
				1905	19150	22.62	24	0	
			25	1855	18650	23.01	24	0	
				1880	18900	22.88	24	0	
				1905	19150	22.89	24	0	
			49	1855	18650	22.49	24	0	
				1880	18900	22.52	24	0	
				1905	19150	22.82	24	0	
		25 RB	0	1855	18650	21.67	23	0-1	
				1880	18900	21.93	23	0-1	
				1905	19150	21.80	23	0-1	
			12	1855	18650	21.64	23	0-1	
				1880	18900	21.80	23	0-1	
				1905	19150	21.77	23	0-1	
			25	1855	18650	21.79	23	0-1	
				1880	18900	21.81	23	0-1	
				1905	19150	21.79	23	0-1	
		50RB	1855	18650	21.63	23	0-1		
			1880	18900	21.74	23	0-1		
			1905	19150	21.78	23	0-1		
		16-QAM	1 RB	0	1855	18650	21.41	23	0-1
					1880	18900	21.48	23	0-1
					1905	19150	21.42	23	0-1
	25			1855	18650	21.67	23	0-1	
				1880	18900	21.45	23	0-1	
				1905	19150	21.39	23	0-1	
	49			1855	18650	21.56	23	0-1	
				1880	18900	21.02	23	0-1	
				1905	19150	21.55	23	0-1	
	25 RB			0	1855	18650	20.75	22	0-2
					1880	18900	21.14	22	0-2
					1905	19150	20.87	22	0-2
			12	1855	18650	20.72	22	0-2	
				1880	18900	20.95	22	0-2	
				1905	19150	20.85	22	0-2	
			25	1855	18650	21.07	22	0-2	
				1880	18900	21.05	22	0-2	
				1905	19150	20.88	22	0-2	
	500RB		1855	18650	20.70	22	0-2		
			1880	18900	20.85	22	0-2		
			1905	19150	20.87	22	0-2		

Unless otherwise stated the results shown in this test report refer only to the sample(s) tested and such sample(s) are retained for 90 days only.

除非另有說明，此報告結果僅對測試之樣品負責，同時此樣品僅保留90天。本報告未經本公司書面許可，不可部份複製。

This document is issued by the Company subject to its General Conditions of Service printed overleaf, available on request or accessible at [www.sgs.com/terms\\_and\\_conditions.htm](http://www.sgs.com/terms_and_conditions.htm) and for electronic format documents, subject to Terms and Conditions for Electronic Documents at [www.sgs.com/terms\\_e-document.htm](http://www.sgs.com/terms_e-document.htm). Attention is drawn to the limitation of liability, indemnification and jurisdiction issues defined therein. Any holder of this document is advised that information contained hereon reflects the Company's findings at the time of its intervention only and within the limits of Client's instructions, if any. The Company's sole responsibility is to its Client and this document does not exonerate parties to a transaction from exercising all their rights and obligations under the transaction documents. This document cannot be reproduced except in full, without prior written approval of the Company. Any unauthorized alteration, forgery or falsification of the content or appearance of this document is unlawful and offenders may be prosecuted to the fullest extent of the law.

FDD Band 2									
BW(Mhz)	Modulation	RB Size	RB Offset	Frequency (MHz)	Channel	Conducted power (dBm)	Target Power + Max. Tolerance (dBm)	MPR Allowed per 3GPP(dB)	
5	QPSK	1 RB	0	1852.5	18625	22.24	24	0	
				1880	18900	22.46	24	0	
				1907.5	19175	22.37	24	0	
			12	1852.5	18625	22.68	24	0	
				1880	18900	22.92	24	0	
				1907.5	19175	23.14	24	0	
		24	1852.5	18625	22.33	24	0		
			1880	18900	22.44	24	0		
			1907.5	19175	22.77	24	0		
		12 RB	0	1852.5	18625	21.59	23	0-1	
				1880	18900	21.72	23	0-1	
				1907.5	19175	21.81	23	0-1	
			6	1852.5	18625	21.63	23	0-1	
				1880	18900	21.82	23	0-1	
				1907.5	19175	21.93	23	0-1	
			13	1852.5	18625	21.57	23	0-1	
				1880	18900	21.80	23	0-1	
				1907.5	19175	21.84	23	0-1	
		25RB	1852.5	18625	21.67	23	0-1		
			1880	18900	21.77	23	0-1		
			1907.5	19175	21.76	23	0-1		
		16-QAM	1 RB	0	1852.5	18625	21.04	23	0-1
					1880	18900	21.31	23	0-1
					1907.5	19175	21.55	23	0-1
	12			1852.5	18625	21.55	23	0-1	
				1880	18900	21.74	23	0-1	
				1907.5	19175	22.13	23	0-1	
	24			1852.5	18625	21.64	23	0-1	
				1880	18900	21.72	23	0-1	
				1907.5	19175	21.69	23	0-1	
	12 RB			0	1852.5	18625	20.68	22	0-2
					1880	18900	20.81	22	0-2
					1907.5	19175	20.80	22	0-2
			6	1852.5	18625	20.64	22	0-2	
				1880	18900	20.89	22	0-2	
				1907.5	19175	21.05	22	0-2	
			13	1852.5	18625	20.63	22	0-2	
				1880	18900	20.83	22	0-2	
				1907.5	19175	20.88	22	0-2	
	25RB		1852.5	18625	20.74	22	0-2		
			1880	18900	20.95	22	0-2		
			1907.5	19175	20.84	22	0-2		

Unless otherwise stated the results shown in this test report refer only to the sample(s) tested and such sample(s) are retained for 90 days only.

除非另有說明，此報告結果僅對測試之樣品負責，同時此樣品僅保留90天。本報告未經本公司書面許可，不可部份複製。

This document is issued by the Company subject to its General Conditions of Service printed overleaf, available on request or accessible at [www.sgs.com/terms\\_and\\_conditions.htm](http://www.sgs.com/terms_and_conditions.htm) and for electronic format documents, subject to Terms and Conditions for Electronic Documents at [www.sgs.com/terms\\_e-document.htm](http://www.sgs.com/terms_e-document.htm). Attention is drawn to the limitation of liability, indemnification and jurisdiction issues defined therein. Any holder of this document is advised that information contained hereon reflects the Company's findings at the time of its intervention only and within the limits of Client's instructions, if any. The Company's sole responsibility is to its Client and this document does not exonerate parties to a transaction from exercising all their rights and obligations under the transaction documents. This document cannot be reproduced except in full, without prior written approval of the Company. Any unauthorized alteration, forgery or falsification of the content or appearance of this document is unlawful and offenders may be prosecuted to the fullest extent of the law.

FDD Band 2									
BW(Mhz)	Modulation	RB Size	RB Offset	Frequency (MHz)	Channel	Conducted power (dBm)	Target Power + Max. Tolerance (dBm)	MPR Allowed per 3GPP(dB)	
3	QPSK	1 RB	0	1851.5	18615	22.58	24	0	
				1880	18900	22.55	24	0	
				1908.5	19185	22.67	24	0	
			7	1851.5	18615	22.65	24	0	
				1880	18900	22.70	24	0	
				1908.5	19185	23.09	24	0	
			14	1851.5	18615	22.46	24	0	
				1880	18900	22.61	24	0	
				1908.5	19185	22.81	24	0	
		8 RB	0	1851.5	18615	21.59	23	0-1	
				1880	18900	21.75	23	0-1	
				1908.5	19185	21.80	23	0-1	
			4	1851.5	18615	21.64	23	0-1	
				1880	18900	21.81	23	0-1	
				1908.5	19185	21.79	23	0-1	
			7	1851.5	18615	21.68	23	0-1	
				1880	18900	21.80	23	0-1	
				1908.5	19185	21.92	23	0-1	
		15RB	1851.5	18615	21.67	23	0-1		
			1880	18900	21.71	23	0-1		
			1908.5	19185	21.80	23	0-1		
		16-QAM	1 RB	0	1851.5	18615	21.17	23	0-1
					1880	18900	21.47	23	0-1
					1908.5	19185	21.36	23	0-1
	7			1851.5	18615	21.56	23	0-1	
				1880	18900	21.38	23	0-1	
				1908.5	19185	21.75	23	0-1	
	14			1851.5	18615	21.52	23	0-1	
				1880	18900	21.44	23	0-1	
				1908.5	19185	22.11	23	0-1	
	8 RB			0	1851.5	18615	20.95	22	0-2
					1880	18900	20.73	22	0-2
					1908.5	19185	21.02	22	0-2
			4	1851.5	18615	20.83	22	0-2	
				1880	18900	21.00	22	0-2	
				1908.5	19185	21.04	22	0-2	
			7	1851.5	18615	20.87	22	0-2	
				1880	18900	20.99	22	0-2	
				1908.5	19185	21.00	22	0-2	
	15RB		1851.5	18615	20.89	22	0-2		
			1880	18900	20.79	22	0-2		
			1908.5	19185	20.93	22	0-2		

Unless otherwise stated the results shown in this test report refer only to the sample(s) tested and such sample(s) are retained for 90 days only.

除非另有說明，此報告結果僅對測試之樣品負責，同時此樣品僅保留90天。本報告未經本公司書面許可，不可部份複製。

This document is issued by the Company subject to its General Conditions of Service printed overleaf, available on request or accessible at [www.sgs.com/terms\\_and\\_conditions.htm](http://www.sgs.com/terms_and_conditions.htm) and for electronic format documents, subject to Terms and Conditions for Electronic Documents at [www.sgs.com/terms\\_e-document.htm](http://www.sgs.com/terms_e-document.htm). Attention is drawn to the limitation of liability, indemnification and jurisdiction issues defined therein. Any holder of this document is advised that information contained hereon reflects the Company's findings at the time of its intervention only and within the limits of Client's instructions, if any. The Company's sole responsibility is to its Client and this document does not exonerate parties to a transaction from exercising all their rights and obligations under the transaction documents. This document cannot be reproduced except in full, without prior written approval of the Company. Any unauthorized alteration, forgery or falsification of the content or appearance of this document is unlawful and offenders may be prosecuted to the fullest extent of the law.

FDD Band 2									
BW(Mhz)	Modulation	RB Size	RB Offset	Frequency (MHz)	Channel	Conducted power (dBm)	Target Power + Max. Tolerance (dBm)	MPR Allowed per 3GPP(dB)	
1.4	QPSK	1 RB	0	1850.7	18607	22.68	24	0	
				1880	18900	22.47	24	0	
				1909.3	19193	22.78	24	0	
			2	1850.7	18607	22.62	24	0	
				1880	18900	22.86	24	0	
				1909.3	19193	22.82	24	0	
			5	1850.7	18607	22.70	24	0	
				1880	18900	22.85	24	0	
				1909.3	19193	22.80	24	0	
		3 RB	0	1850.7	18607	22.83	24	0	
				1880	18900	22.89	24	0	
				1909.3	19193	23.04	24	0	
			2	1850.7	18607	22.95	24	0	
				1880	18900	22.88	24	0	
				1909.3	19193	22.81	24	0	
			3	1850.7	18607	22.91	24	0	
				1880	18900	22.92	24	0	
				1909.3	19193	22.80	24	0	
		6RB	1850.7	18607	21.67	23	0-1		
			1880	18900	21.77	23	0-1		
			1909.3	19193	21.77	23	0-1		
		16-QAM	1 RB	0	1850.7	18607	21.59	23	0-1
					1880	18900	21.55	23	0-1
					1909.3	19193	21.81	23	0-1
	2			1850.7	18607	21.75	23	0-1	
				1880	18900	21.45	23	0-1	
				1909.3	19193	21.46	23	0-1	
	5			1850.7	18607	21.73	23	0-1	
				1880	18900	21.64	23	0-1	
				1909.3	19193	21.24	23	0-1	
	3 RB			0	1850.7	18607	21.59	23	0-1
					1880	18900	21.67	23	0-1
					1909.3	19193	21.72	23	0-1
			2	1850.7	18607	21.46	23	0-1	
				1880	18900	21.82	23	0-1	
				1909.3	19193	21.67	23	0-1	
			3	1850.7	18607	21.77	23	0-1	
				1880	18900	21.95	23	0-1	
				1909.3	19193	21.70	23	0-1	
	6RB		1850.7	18607	20.51	22	0-2		
			1880	18900	20.90	22	0-2		
			1909.3	19193	20.89	22	0-2		

Unless otherwise stated the results shown in this test report refer only to the sample(s) tested and such sample(s) are retained for 90 days only.

除非另有說明，此報告結果僅對測試之樣品負責，同時此樣品僅保留90天。本報告未經本公司書面許可，不可部份複製。

This document is issued by the Company subject to its General Conditions of Service printed overleaf, available on request or accessible at [www.sgs.com/terms\\_and\\_conditions.htm](http://www.sgs.com/terms_and_conditions.htm) and for electronic format documents, subject to Terms and Conditions for Electronic Documents at [www.sgs.com/terms\\_e-document.htm](http://www.sgs.com/terms_e-document.htm). Attention is drawn to the limitation of liability, indemnification and jurisdiction issues defined therein. Any holder of this document is advised that information contained hereon reflects the Company's findings at the time of its intervention only and within the limits of Client's instructions, if any. The Company's sole responsibility is to its Client and this document does not exonerate parties to a transaction from exercising all their rights and obligations under the transaction documents. This document cannot be reproduced except in full, without prior written approval of the Company. Any unauthorized alteration, forgery or falsification of the content or appearance of this document is unlawful and offenders may be prosecuted to the fullest extent of the law.



**WLAN802.11 a/b/g/n/ac (20/40/80M) conducted power table:**

Main Antenna						
Band	Mode	Channel	Frequency (MHz)	Data Rate	Max. Rated Avg. Power + Max. Tolerance (dBm)	Average power (dBm)
2450 MHz	802.11b	1	2412	1Mbps	17.00	16.96
		6	2437		17.00	16.91
		11	2462		17.00	16.97
	802.11g	1	2412	6Mbps	15.00	14.95
		6	2437		15.00	14.87
		11	2462		15.00	14.89
	802.11n20-HT0	1	2412	MCS0	15.00	14.94
		6	2437		15.00	14.83
		11	2462		15.00	14.91

Main Antenna						
Band	Mode	Channel	Frequency (MHz)	Data Rate	Max. Rated Avg. Power + Max. Tolerance (dBm)	Average power (dBm)
5.15-5.25 GHz	802.11a	36	5180	6Mbps	15.00	14.98
		44	5220		15.00	14.95
		48	5240		15.00	14.92
	802.11n20-HT0	36	5180	MCS0	15.00	14.97
		44	5220		15.00	14.94
		48	5240		15.00	14.93
	802.11ac20-VHT0	36	5180	MCS0	12.00	11.92
		44	5220		12.00	11.83
		48	5240		12.00	11.85
	802.11n40-HT0	38	5190	MCS0	15.00	14.96
		46	5230		15.00	14.94
	802.11ac40-VHT0	38	5190	MCS0	11.00	10.97
		46	5230		11.00	10.87
	802.11ac80-VHT0	42	5210	MCS0	9.00	8.99

Unless otherwise stated the results shown in this test report refer only to the sample(s) tested and such sample(s) are retained for 90 days only.

除非另有說明，此報告結果僅對測試之樣品負責，同時此樣品僅保留90天。本報告未經本公司書面許可，不可部份複製。

This document is issued by the Company subject to its General Conditions of Service printed overleaf, available on request or accessible at [www.sgs.com/terms\\_and\\_conditions.htm](http://www.sgs.com/terms_and_conditions.htm) and for electronic format documents, subject to Terms and Conditions for Electronic Documents at [www.sgs.com/terms\\_e-document.htm](http://www.sgs.com/terms_e-document.htm). Attention is drawn to the limitation of liability, indemnification and jurisdiction issues defined therein. Any holder of this document is advised that information contained hereon reflects the Company's findings at the time of its intervention only and within the limits of Client's instructions, if any. The Company's sole responsibility is to its Client and this document does not exonerate parties to a transaction from exercising all their rights and obligations under the transaction documents. This document cannot be reproduced except in full, without prior written approval of the Company. Any unauthorized alteration, forgery or falsification of the content or appearance of this document is unlawful and offenders may be prosecuted to the fullest extent of the law.

Main Antenna						
Band	Mode	Channel	Frequency (MHz)	Data Rate	Max. Rated Avg. Power + Max. Tolerance (dBm)	Average power (dBm)
5.25-5.35 GHz	802.11a	52	5260	6Mbps	15.00	14.94
		60	5300		15.00	14.93
		64	5320		15.00	14.99
	802.11n20-HT0	52	5260	MCS0	15.00	14.92
		60	5300		15.00	14.89
		64	5320		15.00	14.82
	802.11ac20-VHT0	52	5260	MCS0	12.00	11.83
		60	5300		12.00	11.87
		64	5320		12.00	11.96
	802.11n40-HT0	54	5270	MCS0	15.00	14.90
		62	5310		15.00	14.95
	802.11ac40-VHT0	54	5270	MCS0	11.00	10.85
		62	5310		11.00	10.93
	802.11ac80-VHT0	58	5290	MCS0	9.00	8.83

Main Antenna						
Band	Mode	Channel	Frequency (MHz)	Data Rate	Max. Rated Avg. Power + Max. Tolerance (dBm)	Average power (dBm)
5600 MHz	802.11a	100	5500	6Mbps	15.00	14.98
		116	5580		15.00	14.95
		140	5700		15.00	14.99
	802.11n20-HT0	100	5500	MCS0	15.00	14.85
		116	5580		15.00	14.73
		140	5700		15.00	14.72
	802.11ac20-VHT0	100	5500	MCS0	12.00	11.93
		116	5580		12.00	11.87
		140	5700		12.00	11.89
	802.11n40-HT0	102	5510	MCS0	15.00	14.93
		110	5550		15.00	14.88
		134	5670		15.00	14.91
	802.11ac40-VHT0	102	5510	MCS0	11.00	10.94
		110	5550		11.00	10.86
		134	5670		11.00	10.92
	802.11ac80-VHT0	106	5530	MCS0	9.00	8.97
		122	5610		9.00	8.95

Unless otherwise stated the results shown in this test report refer only to the sample(s) tested and such sample(s) are retained for 90 days only.

除非另有說明，此報告結果僅對測試之樣品負責，同時此樣品僅保留90天。本報告未經本公司書面許可，不可部份複製。

This document is issued by the Company subject to its General Conditions of Service printed overleaf, available on request or accessible at [www.sgs.com/terms\\_and\\_conditions.htm](http://www.sgs.com/terms_and_conditions.htm) and for electronic format documents, subject to Terms and Conditions for Electronic Documents at [www.sgs.com/terms\\_e-document.htm](http://www.sgs.com/terms_e-document.htm). Attention is drawn to the limitation of liability, indemnification and jurisdiction issues defined therein. Any holder of this document is advised that information contained hereon reflects the Company's findings at the time of its intervention only and within the limits of Client's instructions, if any. The Company's sole responsibility is to its Client and this document does not exonerate parties to a transaction from exercising all their rights and obligations under the transaction documents. This document cannot be reproduced except in full, without prior written approval of the Company. Any unauthorized alteration, forgery or falsification of the content or appearance of this document is unlawful and offenders may be prosecuted to the fullest extent of the law.

**Bluetooth maximum power table:**

Mode	Channel	Frequency (MHz)	1Mbps		2Mbps		3Mbps	
			Max. Rated Avg.Power + Max.Tolerance (dBm)	Average Output Power (dBm)	Max. Rated Avg.Power + Max.Tolerance (dBm)	Average Output Power (dBm)	Max. Rated Avg.Power + Max.Tolerance (dBm)	Average Output Power (dBm)
BR/EDR	CH 00	2402	10.50	9.18	8.50	7.07	8.50	7.07
	CH 39	2441		9.22		7.11		7.09
	CH 78	2480		8.72		6.70		6.57

Mode	Channel	Frequency (MHz)	Average Output Power (dBm)	Max. Rated Avg. Power + Max. Tolerance (dBm)
			GFSK	
LE	CH 00	2402	4.42	5
	CH 19	2440	4.31	
	CH 39	2480	4.12	

Unless otherwise stated the results shown in this test report refer only to the sample(s) tested and such sample(s) are retained for 90 days only.

除非另有說明，此報告結果僅對測試之樣品負責，同時此樣品僅保留90天。本報告未經本公司書面許可，不可部份複製。

This document is issued by the Company subject to its General Conditions of Service printed overleaf, available on request or accessible at [www.sgs.com/terms\\_and\\_conditions.htm](http://www.sgs.com/terms_and_conditions.htm) and for electronic format documents, subject to Terms and Conditions for Electronic Documents at [www.sgs.com/terms\\_e-document.htm](http://www.sgs.com/terms_e-document.htm). Attention is drawn to the limitation of liability, indemnification and jurisdiction issues defined therein. Any holder of this document is advised that information contained hereon reflects the Company's findings at the time of its intervention only and within the limits of Client's instructions, if any. The Company's sole responsibility is to its Client and this document does not exonerate parties to a transaction from exercising all their rights and obligations under the transaction documents. This document cannot be reproduced except in full, without prior written approval of the Company. Any unauthorized alteration, forgery or falsification of the content or appearance of this document is unlawful and offenders may be prosecuted to the fullest extent of the law.

## 1.4 Test Environment

Ambient Temperature: 22±2° C

Tissue Simulating Liquid: 22±2° C

## 1.5 Operation Description

1. The EUT is controlled by using a Radio Communication Tester (MT8820C), and the communication between the EUT and the tester is established by air link.
2. Measurements are performed respectively on the lowest, middle and highest channels of the operating band(s). The EUT is set to maximum power level during all tests, and at the beginning of each test the battery is fully charged.
3. During the SAR testing, the DASY 5 system checks power drift by comparing the e-field strength of one specific location measured at the beginning with that measured at the end of the SAR testing.
4. SAR test reduction for GPRS mode is determined by the source-based time-averaged output power. The data mode with highest specified time-averaged output power should be tested for SAR compliance.
5. The 3G SAR test reduction procedure is applied to HSDPA with 12.2 kbps RMC as the primary mode. Since the maximum output power in a secondary mode (HSDPA) is  $\leq \frac{1}{4}$  dB higher than the primary mode (WCDMA), SAR measurement is not required for the secondary mode (HSDPA).
6. The 3G SAR test reduction procedure is applied to HSPA (HSUPA/HSDPA with RMC) with 12.2 kbps RMC as the primary mode. Since the maximum output power in a secondary mode (HSPA) is  $\leq \frac{1}{4}$  dB higher than the primary mode (WCDMA), SAR measurement is not required for the secondary mode (HSPA).

Unless otherwise stated the results shown in this test report refer only to the sample(s) tested and such sample(s) are retained for 90 days only.  
除非另有說明，此報告結果僅對測試之樣品負責，同時此樣品僅保留90天。本報告未經本公司書面許可，不可部份複製。

This document is issued by the Company subject to its General Conditions of Service printed overleaf, available on request or accessible at [www.sgs.com/terms\\_and\\_conditions.htm](http://www.sgs.com/terms_and_conditions.htm) and for electronic format documents, subject to Terms and Conditions for Electronic Documents at [www.sgs.com/terms\\_e-document.htm](http://www.sgs.com/terms_e-document.htm). Attention is drawn to the limitation of liability, indemnification and jurisdiction issues defined therein. Any holder of this document is advised that information contained hereon reflects the Company's findings at the time of its intervention only and within the limits of Client's instructions, if any. The Company's sole responsibility is to its Client and this document does not exonerate parties to a transaction from exercising all their rights and obligations under the transaction documents. This document cannot be reproduced except in full, without prior written approval of the Company. Any unauthorized alteration, forgery or falsification of the content or appearance of this document is unlawful and offenders may be prosecuted to the fullest extent of the law.

7. LTE modes test according to **KDB 941225D05v02r05**.

a. Per Section 5.2.1, the largest channel bandwidth and measure SAR for QPSK with 1 RB allocation.

- Using the RB offset and required test channel combination with the highest maximum output power for RB offsets at the upper edge, middle and lower edge of each required test channel.

- When the reported SAR is  $\leq 0.8$  W/kg, testing of the remaining RB offset configurations and required test channels is not required for 1 RB allocation; otherwise, SAR is required for the remaining required test channels and only for the RB offset configuration with the highest output power for that channel.

- When the reported SAR of a required test channel is  $> 1.45$  W/kg, SAR is required for all three RB offset configurations for that required test channel.

b. Per Section 5.2.2, the largest channel bandwidth and measure SAR for QPSK with 50% RB allocation

- The procedures required for 1 RB allocation in 5.2.1 are applied to measure the SAR for QPSK with 50% RB allocation.

c. Per Section 5.2.3, the largest channel bandwidth and measure SAR for QPSK with 100% RB allocation

- For QPSK with 100% RB allocation, SAR is not required when the highest maximum output power for 100 % RB allocation is less than the highest maximum output power in 50% and 1 RB allocations and the highest reported SAR for 1 RB and 50% RB allocation in 5.2.1 and 5.2.2 are  $\leq 0.8$  W/kg.

- Otherwise, SAR is measured for the highest output power channel and if the reported SAR is  $> 1.45$  W/kg, the remaining required test channels must also be tested.

d. Per Section 5.2.4, Higher order modulations

- For each modulation besides QPSK; e.g., 16-QAM, 64-QAM, apply the QPSK procedures in sections 5.2.1, 5.2.2 and 5.2.3 to determine the QAM configurations that may need SAR measurement. For each configuration identified as required for testing, SAR is required only when the highest maximum output power for the configuration in the higher order modulation is  $> \frac{1}{2}$  dB higher than the same configuration in QPSK or when the reported SAR for the QPSK configuration is  $> 1.45$  W/kg.

Unless otherwise stated the results shown in this test report refer only to the sample(s) tested and such sample(s) are retained for 90 days only.

除非另有說明，此報告結果僅對測試之樣品負責，同時此樣品僅保留90天。本報告未經本公司書面許可，不可部份複製。

This document is issued by the Company subject to its General Conditions of Service printed overleaf, available on request or accessible at [www.sgs.com/terms\\_and\\_conditions.htm](http://www.sgs.com/terms_and_conditions.htm) and for electronic format documents, subject to Terms and Conditions for Electronic Documents at [www.sgs.com/terms\\_e-document.htm](http://www.sgs.com/terms_e-document.htm). Attention is drawn to the limitation of liability, indemnification and jurisdiction issues defined therein. Any holder of this document is advised that information contained hereon reflects the Company's findings at the time of its intervention only and within the limits of Client's instructions, if any. The Company's sole responsibility is to its Client and this document does not exonerate parties to a transaction from exercising all their rights and obligations under the transaction documents. This document cannot be reproduced except in full, without prior written approval of the Company. Any unauthorized alteration, forgery or falsification of the content or appearance of this document is unlawful and offenders may be prosecuted to the fullest extent of the law.

- e. Per Section 5.3, other channel bandwidth standalone SAR test requirements
- For the other channel bandwidths used by the device in a frequency band, apply all the procedures required for the largest channel bandwidth in section 5.2 to determine the channels and RB configurations that need SAR testing and only measure SAR when the highest maximum output power of a configuration requiring testing in the smaller channel bandwidth is  $> \frac{1}{2}$  dB higher than the equivalent channel configurations in the largest channel bandwidth configuration or the reported SAR of a configuration for the largest channel bandwidth is  $> 1.45$  W/kg. The equivalent channel configuration for the RB allocation, RB offset and modulation etc. is determined for the smaller channel bandwidth according to the same number of RB allocated in the largest channel bandwidth.

## WLAN

### 802.11b DSSS SAR Test Requirements:

8. SAR is measured for 2.4 GHz 802.11b DSSS mode using the highest measured maximum output power channel, when the reported SAR of the highest measured maximum output power channel for the exposure configuration is  $\leq 0.8$  W/kg, no further SAR testing is required for 802.11b DSSS in that exposure configuration.
9. When the reported SAR is  $> 0.8$  W/kg, SAR is required for that exposure configuration using the next highest measured output power channel. When any reported SAR is  $> 1.2$  W/kg, SAR is required for the third channel; i.e., all channels require testing.

### 802.11g/n OFDM SAR Test Exclusion Requirements:

10. SAR is not required for 802.11g/n since the highest reported SAR for DSSS is adjusted by the ratio of OFDM to DSSS specified maximum output power and the adjusted SAR is  $\leq 1.2$  W/kg.
11. According to KDB447498D01v06, testing of other required channels is not required when the reported 1-g SAR for the highest output channel is  $\leq 0.8$  W/kg, when the transmission band is  $\leq 100$  MHz.
12. According to **KDB865664D01v01r04**, SAR measurement variability must be assessed for each frequency band. When the original highest measured SAR is  $\geq 0.8$  W/kg, repeated that measurement once. Perform a second repeated measurement only if the ratio of largest to smallest SAR for the original and first repeated measurements is  $> 1.20$  or when the original or repeated measurement is  $\geq 1.45$  W/kg (~ 10% from the 1-g SAR limit)

Unless otherwise stated the results shown in this test report refer only to the sample(s) tested and such sample(s) are retained for 90 days only.  
除非另有說明，此報告結果僅對測試之樣品負責，同時此樣品僅保留90天。本報告未經本公司書面許可，不可部份複製。

This document is issued by the Company subject to its General Conditions of Service printed overleaf, available on request or accessible at [www.sgs.com/terms\\_and\\_conditions.htm](http://www.sgs.com/terms_and_conditions.htm) and for electronic format documents, subject to Terms and Conditions for Electronic Documents at [www.sgs.com/terms\\_e-document.htm](http://www.sgs.com/terms_e-document.htm). Attention is drawn to the limitation of liability, indemnification and jurisdiction issues defined therein. Any holder of this document is advised that information contained hereon reflects the Company's findings at the time of its intervention only and within the limits of Client's instructions, if any. The Company's sole responsibility is to its Client and this document does not exonerate parties to a transaction from exercising all their rights and obligations under the transaction documents. This document cannot be reproduced except in full, without prior written approval of the Company. Any unauthorized alteration, forgery or falsification of the content or appearance of this document is unlawful and offenders may be prosecuted to the fullest extent of the law.

13. According to **KDB447498D01v06** – The 1-g and 10-g SAR test exclusion thresholds for 100 MHz to 6 GHz at test separation distances  $\leq 50$  mm are determined by: [(max. power of channel, including tune-up tolerance, mW)/(min. test separation distance, mm)]  $\cdot [\sqrt{f(\text{GHz})}] \leq 3.0$  for 1-g SAR, and  $\leq 7.5$  for product specific 10-g SAR.

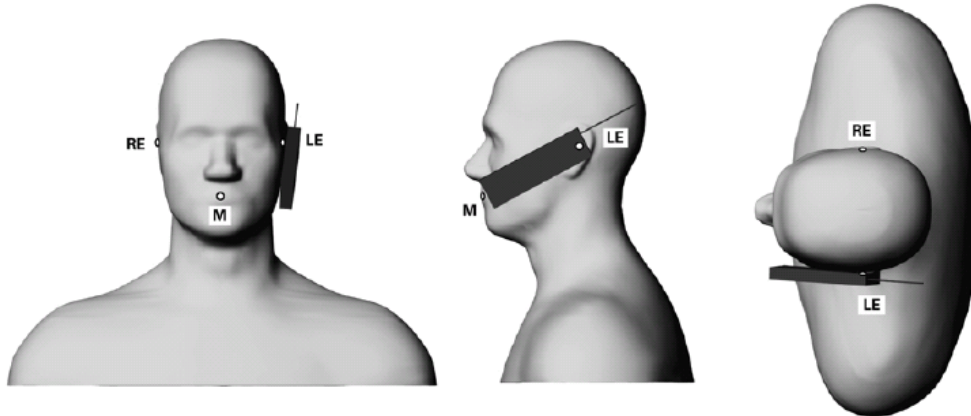
Unless otherwise stated the results shown in this test report refer only to the sample(s) tested and such sample(s) are retained for 90 days only.

除非另有說明，此報告結果僅對測試之樣品負責，同時此樣品僅保留90天。本報告未經本公司書面許可，不可部份複製。

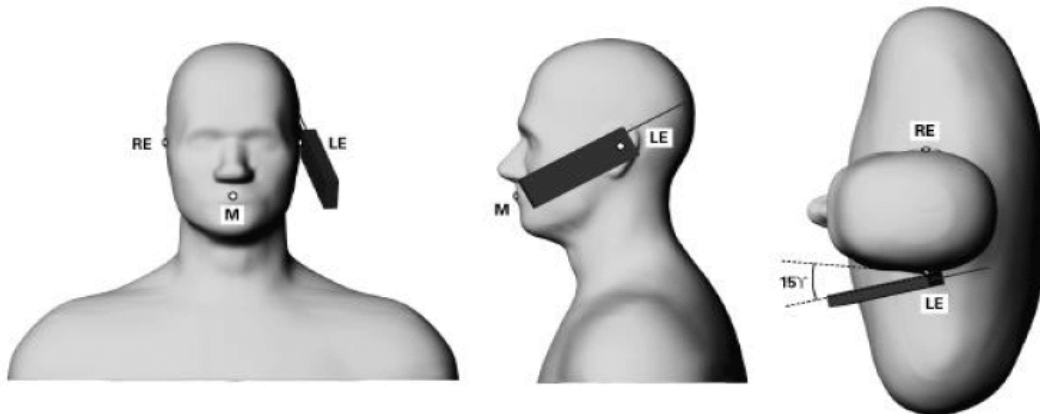
This document is issued by the Company subject to its General Conditions of Service printed overleaf, available on request or accessible at [www.sgs.com/terms\\_and\\_conditions.htm](http://www.sgs.com/terms_and_conditions.htm) and for electronic format documents, subject to Terms and Conditions for Electronic Documents at [www.sgs.com/terms\\_e-document.htm](http://www.sgs.com/terms_e-document.htm). Attention is drawn to the limitation of liability, indemnification and jurisdiction issues defined therein. Any holder of this document is advised that information contained hereon reflects the Company's findings at the time of its intervention only and within the limits of Client's instructions, if any. The Company's sole responsibility is to its Client and this document does not exonerate parties to a transaction from exercising all their rights and obligations under the transaction documents. This document cannot be reproduced except in full, without prior written approval of the Company. Any unauthorized alteration, forgery or falsification of the content or appearance of this document is unlawful and offenders may be prosecuted to the fullest extent of the law.

## 1.6 Positioning Procedure

### Head SAR measurement statement



Phone position 1, “cheek” or “touch” position. The reference points for the right ear (RE), left ear (LE) and mouth (M), which define the reference plane for phone positioning.



Phone position 2, “tilted position.” The reference points for the right ear (RE), left ear (LE) and mouth (M), which define the reference plane for phone positioning.

#### Cheek/Touch Position:

The handset was brought toward the mouth of the head phantom by pivoting against the ear reference point until any point of the mouthpiece or keypad touched the phantom.

#### Ear/Tilt Position:

With the phone aligned in the Cheek/Touch position, the handset was tilted away from the mouth with respect to the test device reference point by 15 degrees.

Unless otherwise stated the results shown in this test report refer only to the sample(s) tested and such sample(s) are retained for 90 days only.

除非另有說明，此報告結果僅對測試之樣品負責，同時此樣品僅保留90天。本報告未經本公司書面許可，不可部份複製。

This document is issued by the Company subject to its General Conditions of Service printed overleaf, available on request or accessible at [www.sgs.com/terms\\_and\\_conditions.htm](http://www.sgs.com/terms_and_conditions.htm) and for electronic format documents, subject to Terms and Conditions for Electronic Documents at [www.sgs.com/terms\\_e-document.htm](http://www.sgs.com/terms_e-document.htm). Attention is drawn to the limitation of liability, indemnification and jurisdiction issues defined therein. Any holder of this document is advised that information contained hereon reflects the Company's findings at the time of its intervention only and within the limits of Client's instructions, if any. The Company's sole responsibility is to its Client and this document does not exonerate parties to a transaction from exercising all their rights and obligations under the transaction documents. This document cannot be reproduced except in full, without prior written approval of the Company. Any unauthorized alteration, forgery or falsification of the content or appearance of this document is unlawful and offenders may be prosecuted to the fullest extent of the law.



## Body SAR measurement statement

### 1. Body-worn exposure: 10mm

Body-worn accessory exposure is typically related to voice mode operations when handsets are carried in body-worn accessories. The body-worn accessory procedures in KDB Publication 447498 D01 should be used to test for body-worn accessory SAR compliance, without a headset connected to it. When the same wireless transmission configuration is used for testing body-worn accessory and hotspot mode SAR, respectively, in voice and data mode, SAR results for the most conservative test separation distance configuration may be used to support both SAR conditions. When the reported SAR for a body-worn accessory, measured without a headset connected to the handset, is  $> 1.2$  W/kg, the highest reported SAR configuration for that wireless mode and frequency band should be repeated for the body-worn accessory with a headset attached to the handset.

### 2. Hotspot exposure: 10mm

A test separation distance of 10 mm is required between the phantom and all surfaces and edges with a transmitting antenna located within 25 mm from that surface or edge when the form factor of a handset is larger than 9 cm × 5 cm,

#### Test configurations of WWAN:

- (1) Front side
- (2) Back side
- (3) Bottom side
- (4) Right side
- (5) Left side

#### Test configurations of WLAN:

- (1) Front side
- (2) Back side
- (3) Top side
- (4) Left side
- (5) Right side

### 3. Phablet SAR test consideration

Since the device is not a phablet (overall diagonal dimension  $< 16.0$  cm), phablet SAR procedure is not required for this device.

Unless otherwise stated the results shown in this test report refer only to the sample(s) tested and such sample(s) are retained for 90 days only.  
除非另有說明，此報告結果僅對測試之樣品負責，同時此樣品僅保留90天。本報告未經本公司書面許可，不可部份複製。

This document is issued by the Company subject to its General Conditions of Service printed overleaf, available on request or accessible at [www.sgs.com/terms\\_and\\_conditions.htm](http://www.sgs.com/terms_and_conditions.htm) and for electronic format documents, subject to Terms and Conditions for Electronic Documents at [www.sgs.com/terms\\_e-document.htm](http://www.sgs.com/terms_e-document.htm). Attention is drawn to the limitation of liability, indemnification and jurisdiction issues defined therein. Any holder of this document is advised that information contained hereon reflects the Company's findings at the time of its intervention only and within the limits of Client's instructions, if any. The Company's sole responsibility is to its Client and this document does not exonerate parties to a transaction from exercising all their rights and obligations under the transaction documents. This document cannot be reproduced except in full, without prior written approval of the Company. Any unauthorized alteration, forgery or falsification of the content or appearance of this document is unlawful and offenders may be prosecuted to the fullest extent of the law.

## 1.7 Evaluation Procedures

The entire evaluation of the spatial peak values is performed within the Post-processing engine (SEMCAD). The system always gives the maximum values for the 1 g and 10 g cubes. The algorithm to find the cube with highest averaged SAR is divided into the following stages:

1. The extraction of the measured data (grid and values) from the Zoom Scan.
2. The calculation of the SAR value at every measurement point based on all stored data (A/D values and measurement parameters).
3. The generation of a high-resolution mesh within the measured volume.
4. The interpolation of all measured values from the measurement grid to the high-resolution grid.
5. The extrapolation of the entire 3-D field distribution to the phantom surface over the distance from sensor to surface.
6. The calculation of the averaged SAR within masses of 1g and 10g.

The probe is calibrated at the center of the dipole sensors that is located 1 to 2.7mm away from the probe tip. During measurements, the probe stops shortly above the phantom surface, depending on the probe and the surface detecting system. Both distances are included as parameters in the probe configuration file. The software always knows exactly how far away the measured point is from the surface. As the probe cannot directly measure at the surface, the values between the deepest measured point and the surface must be extrapolated. The angle between the probe axis and the surface normal line is less than 30 degree.

In the Area Scan, the gradient of the interpolation function is evaluated to find all the extreme of the SAR distribution. The uncertainty on the locations of the extreme is less than 1/20 of the grid size. Only local maximum within  $-2$  dB of the global maximum are searched and passed for the Cube Scan measurement. In the Cube Scan, the interpolation function is used to extrapolate the Peak SAR from the lowest measurement points to the inner phantom surface (the extrapolation distance). The uncertainty increases with the extrapolation distance. To keep the uncertainty within 1% for the 1 g and 10 g cubes, the extrapolation distance should not be larger than 5mm.

The maximum search is automatically performed after each area scan measurement. It is based on splines in two or three dimensions. The procedure can find the maximum for most SAR distributions even with relatively large grid spacing. After the area scanning measurement, the probe is automatically moved to a position at the interpolated maximum. The following scan can directly use this position for reference, e.g., for a finer resolution grid or the cube evaluations. The 1g and 10g peak evaluations are only available for the predefined cube 7x7x7 scans.

The routines are verified and optimized for the grid dimensions used in these cube measurements. The measured volume of 30x30x30mm contains about 30g of tissue. The first procedure is an extrapolation (incl. Boundary correction) to get the points between the lowest measured plane and the surface. The next step uses 3D

Unless otherwise stated the results shown in this test report refer only to the sample(s) tested and such sample(s) are retained for 90 days only.

除非另有說明，此報告結果僅對測試之樣品負責，同時此樣品僅保留90天。本報告未經本公司書面許可，不可部份複製。

This document is issued by the Company subject to its General Conditions of Service printed overleaf, available on request or accessible at [www.sgs.com/terms\\_and\\_conditions.htm](http://www.sgs.com/terms_and_conditions.htm) and for electronic format documents, subject to Terms and Conditions for Electronic Documents at [www.sgs.com/terms\\_e-document.htm](http://www.sgs.com/terms_e-document.htm). Attention is drawn to the limitation of liability, indemnification and jurisdiction issues defined therein. Any holder of this document is advised that information contained hereon reflects the Company's findings at the time of its intervention only and within the limits of Client's instructions, if any. The Company's sole responsibility is to its Client and this document does not exonerate parties to a transaction from exercising all their rights and obligations under the transaction documents. This document cannot be reproduced except in full, without prior written approval of the Company. Any unauthorized alteration, forgery or falsification of the content or appearance of this document is unlawful and offenders may be prosecuted to the fullest extent of the law.

interpolation to get all points within the measured volume. In the last step, a 1g cube is placed numerically into the volume and its averaged SAR is calculated. This cube is the moved around until the highest averaged SAR is found.

If the highest SAR is found at the edge of the measured volume, the system will issue a warning: higher SAR values might be found outside of the measured volume. In that case the cube measurement can be repeated, using the new interpolated maximum as the center.

Unless otherwise stated the results shown in this test report refer only to the sample(s) tested and such sample(s) are retained for 90 days only.

除非另有說明，此報告結果僅對測試之樣品負責，同時此樣品僅保留90天。本報告未經本公司書面許可，不可部份複製。

This document is issued by the Company subject to its General Conditions of Service printed overleaf, available on request or accessible at [www.sgs.com/terms\\_and\\_conditions.htm](http://www.sgs.com/terms_and_conditions.htm) and for electronic format documents, subject to Terms and Conditions for Electronic Documents at [www.sgs.com/terms\\_e-document.htm](http://www.sgs.com/terms_e-document.htm). Attention is drawn to the limitation of liability, indemnification and jurisdiction issues defined therein. Any holder of this document is advised that information contained hereon reflects the Company's findings at the time of its intervention only and within the limits of Client's instructions, if any. The Company's sole responsibility is to its Client and this document does not exonerate parties to a transaction from exercising all their rights and obligations under the transaction documents. This document cannot be reproduced except in full, without prior written approval of the Company. Any unauthorized alteration, forgery or falsification of the content or appearance of this document is unlawful and offenders may be prosecuted to the fullest extent of the law.

## 1.8 Probe Calibration Procedures

For the calibration of E-field probes in lossy liquids, an electric field with an accurately known field strength must be produced within the measured liquid. For standardization purposes it would be desirable if all measurements which are necessary to assess the correct field strength would be traceable to standardized measurement procedures. In the following two different calibration techniques are summarized:

### 1.8.1 Transfer Calibration with Temperature Probes

In lossy liquids the specific absorption rate (SAR) is related both to the electric field ( $E$ ) and the temperature gradient ( $\delta T / \delta t$ ) in the liquid.

$$SAR = C \frac{\delta T}{\delta t},$$

Whereby  $\sigma$  is the conductivity,  $\rho$  the density and  $c$  the heat capacity of the liquid.

Hence, the electric field in lossy liquid can be measured indirectly by measuring the temperature gradient in the liquid. Non-disturbing temperature probes (optical probes or thermistor probes with resistive lines) with high spatial resolution (<1-2 mm) and fast reaction time (<1 s) are available and can be easily calibrated with high precision [1]. The setup and the exciting source have no influence on the calibration; only the relative positioning uncertainties of the standard temperature probe and the E-field probe to be calibrated must be considered. However, several problems limit the available accuracy of probe calibrations with temperature probes:

1. The temperature gradient is not directly measurable but must be evaluated from temperature measurements at different time steps. Special precaution is necessary to avoid measurement errors caused by temperature gradients due to energy equalizing effects or convection currents in the liquid. Such effects cannot be completely avoided, as the measured field itself destroys the

Unless otherwise stated the results shown in this test report refer only to the sample(s) tested and such sample(s) are retained for 90 days only.  
除非另有說明，此報告結果僅對測試之樣品負責，同時此樣品僅保留90天。本報告未經本公司書面許可，不可部份複製。

This document is issued by the Company subject to its General Conditions of Service printed overleaf, available on request or accessible at [www.sgs.com/terms\\_and\\_conditions.htm](http://www.sgs.com/terms_and_conditions.htm) and for electronic format documents, subject to Terms and Conditions for Electronic Documents at [www.sgs.com/terms\\_e-document.htm](http://www.sgs.com/terms_e-document.htm). Attention is drawn to the limitation of liability, indemnification and jurisdiction issues defined therein. Any holder of this document is advised that information contained hereon reflects the Company's findings at the time of its intervention only and within the limits of Client's instructions, if any. The Company's sole responsibility is to its Client and this document does not exonerate parties to a transaction from exercising all their rights and obligations under the transaction documents. This document cannot be reproduced except in full, without prior written approval of the Company. Any unauthorized alteration, forgery or falsification of the content or appearance of this document is unlawful and offenders may be prosecuted to the fullest extent of the law.

thermal equilibrium in the liquid. With a careful setup these errors can be kept small.

2. The measured volume around the temperature probe is not well defined. It is difficult to calculate the energy transfer from a surrounding gradient temperature field into the probe. These effects must be considered, since temperature probes are calibrated in liquid with homogeneous temperatures. There is no traceable standard for temperature rise measurements.
3. The calibration depends on the assessment of the specific density, the heat capacity and the conductivity of the medium. While the specific density and heat capacity can be measured accurately with standardized procedures ( $\sim 2\%$  for  $c$ ; much better for  $\rho$ ), there is no standard for the measurement of the conductivity. Depending on the method and liquid, the error can well exceed  $\pm 5\%$ .
4. Temperature rise measurements are not very sensitive and therefore are often performed at a higher power level than the E-field measurements. The nonlinearities in the system (e.g., power measurements, different components, etc.) must be considered.

Considering these problems, the possible accuracy of the calibration of E-field probes with temperature gradient measurements in a carefully designed setup is about  $\pm 10\%$  (RSS) [2]. Recently, a setup which is a combination of the waveguide techniques and the thermal measurements was presented in [3]. The estimated uncertainty of the setup is  $\pm 5\%$  (RSS) when the same liquid is used for the calibration and for actual measurements and  $\pm 7-9\%$  (RSS) when not, which is in good agreement with the estimates given in [2].

Unless otherwise stated the results shown in this test report refer only to the sample(s) tested and such sample(s) are retained for 90 days only.  
除非另有說明，此報告結果僅對測試之樣品負責，同時此樣品僅保留90天。本報告未經本公司書面許可，不可部份複製。

This document is issued by the Company subject to its General Conditions of Service printed overleaf, available on request or accessible at [www.sgs.com/terms\\_and\\_conditions.htm](http://www.sgs.com/terms_and_conditions.htm) and for electronic format documents, subject to Terms and Conditions for Electronic Documents at [www.sgs.com/terms\\_e-document.htm](http://www.sgs.com/terms_e-document.htm). Attention is drawn to the limitation of liability, indemnification and jurisdiction issues defined therein. Any holder of this document is advised that information contained hereon reflects the Company's findings at the time of its intervention only and within the limits of Client's instructions, if any. The Company's sole responsibility is to its Client and this document does not exonerate parties to a transaction from exercising all their rights and obligations under the transaction documents. This document cannot be reproduced except in full, without prior written approval of the Company. Any unauthorized alteration, forgery or falsification of the content or appearance of this document is unlawful and offenders may be prosecuted to the fullest extent of the law.

### 1.8.2 Calibration with Analytical Fields

In this method a technical setup is used in which the field can be calculated analytically from measurements of other physical magnitudes (e.g., input power). This corresponds to the standard field method for probe calibration in air; however, there is no standard defined for fields in lossy liquids.

When using calculated fields in lossy liquids for probe calibration, several points must be considered in the assessment of the uncertainty:

1. The setup must enable accurate determination of the incident power.
2. The accuracy of the calculated field strength will depend on the assessment of the dielectric parameters of the liquid.
3. Due to the small wavelength in liquids with high permittivity, even small setups might be above the resonant cutoff frequencies. The field distribution in the setup must be carefully checked for conformity with the theoretical field distribution.

### References

- (1) N. Kuster, Q. Balzano, and J.C. Lin, Eds., *Mobile Communications Safety*, Chapman & Hall, London, 1997.
- (2) K. Meier, M. Burkhardt, T. Schmid, and N. Kuster, "Broadband calibration of E-field probes in lossy media", *IEEE Transactions on Microwave Theory and Techniques*, vol. 44, no. 10, pp. 1954-1962, Oct. 1996.
- (3) K. Jokela, P. Hyysalo, and L. Puranen, "Calibration of specific absorption rate (SAR) probes in waveguide at 900 MHz", *IEEE Transactions on Instrumentation and Measurements*, vol. 47, no. 2, pp. 432-438, Apr. 1998.

Unless otherwise stated the results shown in this test report refer only to the sample(s) tested and such sample(s) are retained for 90 days only.  
除非另有說明，此報告結果僅對測試之樣品負責，同時此樣品僅保留90天。本報告未經本公司書面許可，不可部份複製。

This document is issued by the Company subject to its General Conditions of Service printed overleaf, available on request or accessible at [www.sgs.com/terms\\_and\\_conditions.htm](http://www.sgs.com/terms_and_conditions.htm) and for electronic format documents, subject to Terms and Conditions for Electronic Documents at [www.sgs.com/terms\\_e-document.htm](http://www.sgs.com/terms_e-document.htm). Attention is drawn to the limitation of liability, indemnification and jurisdiction issues defined therein. Any holder of this document is advised that information contained hereon reflects the Company's findings at the time of its intervention only and within the limits of Client's instructions, if any. The Company's sole responsibility is to its Client and this document does not exonerate parties to a transaction from exercising all their rights and obligations under the transaction documents. This document cannot be reproduced except in full, without prior written approval of the Company. Any unauthorized alteration, forgery or falsification of the content or appearance of this document is unlawful and offenders may be prosecuted to the fullest extent of the law.

### 1.9 The SAR Measurement System

A block diagram of the SAR measurement system is given in Fig. a. This SAR measurement system uses a Computer-controlled 3-D stepper motor system (SPEAG DASY 5 professional system). Model EX3DV4 field probes are used to determine the internal electric fields. The SAR can be obtained from the equation  $SAR = \sigma (|E_i|^2) / \rho$  where  $\sigma$  and  $\rho$  are the conductivity and mass density of the tissue-simulant.

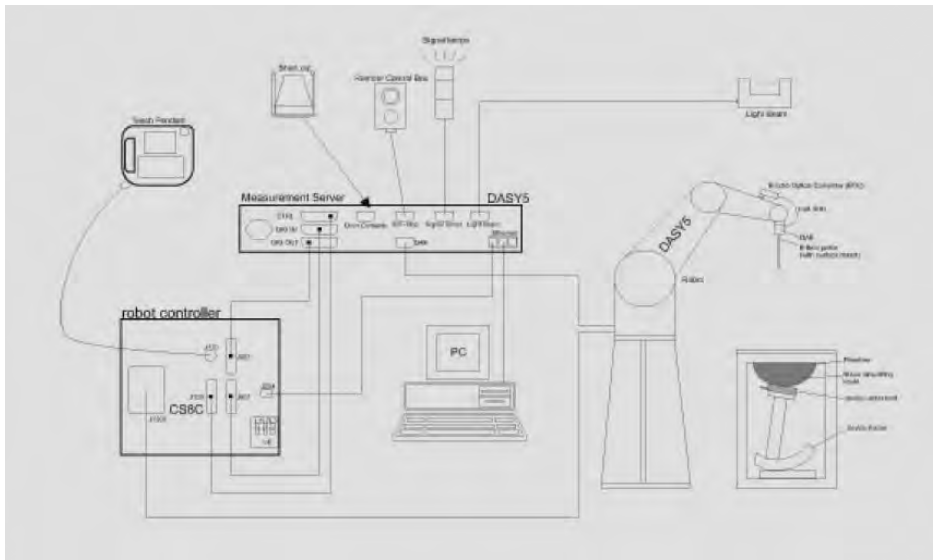


Fig. a A block diagram of the SAR measurement system

Unless otherwise stated the results shown in this test report refer only to the sample(s) tested and such sample(s) are retained for 90 days only.

除非另有說明，此報告結果僅對測試之樣品負責，同時此樣品僅保留90天。本報告未經本公司書面許可，不可部份複製。

This document is issued by the Company subject to its General Conditions of Service printed overleaf, available on request or accessible at [www.sgs.com/terms\\_and\\_conditions.htm](http://www.sgs.com/terms_and_conditions.htm) and for electronic format documents, subject to Terms and Conditions for Electronic Documents at [www.sgs.com/terms\\_e-document.htm](http://www.sgs.com/terms_e-document.htm). Attention is drawn to the limitation of liability, indemnification and jurisdiction issues defined therein. Any holder of this document is advised that information contained hereon reflects the Company's findings at the time of its intervention only and within the limits of Client's instructions, if any. The Company's sole responsibility is to its Client and this document does not exonerate parties to a transaction from exercising all their rights and obligations under the transaction documents. This document cannot be reproduced except in full, without prior written approval of the Company. Any unauthorized alteration, forgery or falsification of the content or appearance of this document is unlawful and offenders may be prosecuted to the fullest extent of the law.

The DASY 5 system for performing compliance tests consists of the following items:

1. A standard high precision 6-axis robot (Staubli RX family) with controller, teach pendant and software. An arm extension is for accommodating the data acquisition electronics (DAE).
2. A dosimetric probe, i.e., an isotropic E-field probe optimized and calibrated for usage in tissue simulating liquid. The probe is equipped with an optical surface detector system.
3. Data acquisition electronics (DAE) which performs the signal amplification, signal multiplexing, AD-conversion, offset measurements, mechanical surface detection, collision detection, etc. The unit is battery powered with standard or rechargeable batteries. The signal is optically transmitted to the EOC.
4. The Electro-optical converter (EOC) performs the conversion between optical and electrical of the signals for the digital communication to the DAE and for the analog signal from the optical surface detection. The EOC is connected to the measurement server.
5. The function of the measurement server is to perform the time critical tasks such as signal filtering, control of the robot operation and fast movement interrupts.
6. A probe alignment unit which improves the (absolute) accuracy of the probe positioning.
7. A computer operating Windows7
8. DASY 5 software.
9. Remote control with teach pendant and additional circuitry for robot safety such as warning lamps, etc.
10. The SAM twin phantom enabling testing left-hand and right-hand usage.
11. The device holder for handheld mobile phones.
12. Tissue simulating liquid mixed according to the given recipes.
13. Validation dipole kits allowing to validate the proper functioning of the system.


Unless otherwise stated the results shown in this test report refer only to the sample(s) tested and such sample(s) are retained for 90 days only.  
除非另有說明，此報告結果僅對測試之樣品負責，同時此樣品僅保留90天。本報告未經本公司書面許可，不可部份複製。

This document is issued by the Company subject to its General Conditions of Service printed overleaf, available on request or accessible at [www.sgs.com/terms\\_and\\_conditions.htm](http://www.sgs.com/terms_and_conditions.htm) and for electronic format documents, subject to Terms and Conditions for Electronic Documents at [www.sgs.com/terms\\_e-document.htm](http://www.sgs.com/terms_e-document.htm). Attention is drawn to the limitation of liability, indemnification and jurisdiction issues defined therein. Any holder of this document is advised that information contained hereon reflects the Company's findings at the time of its intervention only and within the limits of Client's instructions, if any. The Company's sole responsibility is to its Client and this document does not exonerate parties to a transaction from exercising all their rights and obligations under the transaction documents. This document cannot be reproduced except in full, without prior written approval of the Company. Any unauthorized alteration, forgery or falsification of the content or appearance of this document is unlawful and offenders may be prosecuted to the fullest extent of the law.



## 1.10 System Components

### EX3DV4 E-Field Probe


Construction	Symmetrical design with triangular core Built-in shielding against static charges PEEK enclosure material (resistant to organic solvents, e.g., DGBE)	
Calibration	Basic Broad Band Calibration in air Conversion Factors (CF) for HSL1900/2450/5200/5300/5600 MHz Additional CF for other liquids and frequencies upon request	
Frequency	10 MHz to > 6 GHz, Linearity: $\pm 0.6$ dB	
Directivity	$\pm 0.3$ dB in HSL (rotation around probe axis) $\pm 0.5$ dB in tissue material (rotation normal to probe axis)	
Dynamic Range	10 $\mu$ W/g to > 100 mW/g Linearity: $\pm 0.2$ dB (noise: typically < 1 $\mu$ W/g)	
Dimensions	Tip diameter: 2.5 mm	
Application	High precision dosimetric measurements in any exposure scenario (e.g., very strong gradient fields). Only probe which enables compliance testing for frequencies up to 6 GHz with precision of better 30%.	

Unless otherwise stated the results shown in this test report refer only to the sample(s) tested and such sample(s) are retained for 90 days only.


除非另有說明，此報告結果僅對測試之樣品負責，同時此樣品僅保留90天。本報告未經本公司書面許可，不可部份複製。

This document is issued by the Company subject to its General Conditions of Service printed overleaf, available on request or accessible at [www.sgs.com/terms\\_and\\_conditions.htm](http://www.sgs.com/terms_and_conditions.htm) and for electronic format documents, subject to Terms and Conditions for Electronic Documents at [www.sgs.com/terms\\_e-document.htm](http://www.sgs.com/terms_e-document.htm). Attention is drawn to the limitation of liability, indemnification and jurisdiction issues defined therein. Any holder of this document is advised that information contained hereon reflects the Company's findings at the time of its intervention only and within the limits of Client's instructions, if any. The Company's sole responsibility is to its Client and this document does not exonerate parties to a transaction from exercising all their rights and obligations under the transaction documents. This document cannot be reproduced except in full, without prior written approval of the Company. Any unauthorized alteration, forgery or falsification of the content or appearance of this document is unlawful and offenders may be prosecuted to the fullest extent of the law.

### Phantom

Model	Twin SAM	
Construction	<p>The shell corresponds to the specifications of the Specific Anthropomorphic Mannequin (SAM) phantom defined in IEEE 1528 and IEC 62209.</p> <p>It enables the dosimetric evaluation of left and right hand phone usage as well as body mounted usage at the flat phantom region. A cover prevents evaporation of the liquid. Reference markings on the phantom allow the complete setup of all predefined phantom positions and measurement grids by manually teaching three points with the robot.</p>	
Shell Thickness	2 ± 0.2 mm	
Filling Volume	Approx. 25 liters	
Dimensions	Height: 850 mm; Length: 1000 mm; Width: 500 mm	

### DEVICE HOLDER

Construction	<p>In combination with the Twin SAM Phantom V4.0/V4.0C or Twin SAM, the Mounting Device (made from POM) enables the rotation of the mounted transmitter in spherical coordinates, whereby the rotation point is the ear opening. The devices can be easily and accurately positioned according to IEC, IEEE, CENELEC, FCC or other specifications. The device holder can be locked at different phantom locations (left head, right head, flat phantom).</p>	 <p style="text-align: center;">Device Holder</p>
--------------	--	--

Unless otherwise stated the results shown in this test report refer only to the sample(s) tested and such sample(s) are retained for 90 days only.

除非另有說明，此報告結果僅對測試之樣品負責，同時此樣品僅保留90天。本報告未經本公司書面許可，不可部份複製。

This document is issued by the Company subject to its General Conditions of Service printed overleaf, available on request or accessible at [www.sgs.com/terms\\_and\\_conditions.htm](http://www.sgs.com/terms_and_conditions.htm) and for electronic format documents, subject to Terms and Conditions for Electronic Documents at [www.sgs.com/terms\\_e-document.htm](http://www.sgs.com/terms_e-document.htm). Attention is drawn to the limitation of liability, indemnification and jurisdiction issues defined therein. Any holder of this document is advised that information contained hereon reflects the Company's findings at the time of its intervention only and within the limits of Client's instructions, if any. The Company's sole responsibility is to its Client and this document does not exonerate parties to a transaction from exercising all their rights and obligations under the transaction documents. This document cannot be reproduced except in full, without prior written approval of the Company. Any unauthorized alteration, forgery or falsification of the content or appearance of this document is unlawful and offenders may be prosecuted to the fullest extent of the law.

### 1.11 SAR System Verification

The microwave circuit arrangement for system verification is sketched in Fig. b. The daily system accuracy verification occurs within the flat section of the SAM phantom. A SAR measurement was performed to see if the measured SAR was within +/- 10% (according to KDB865664D01) from the target SAR values.

These tests were done at 1900/2450/5200/5300/5600 MHz. The tests were conducted on the same days as the measurement of the DUT. The obtained results from the system accuracy verification are displayed in the table 1. During the tests, the liquid depth above the ear reference points was above 15 cm ( $\leq 3G$ ) or 10 cm ( $> 3G$ ) in all the cases. It is seen that the system is operating within its specification, as the results are within acceptable tolerance of the reference values.

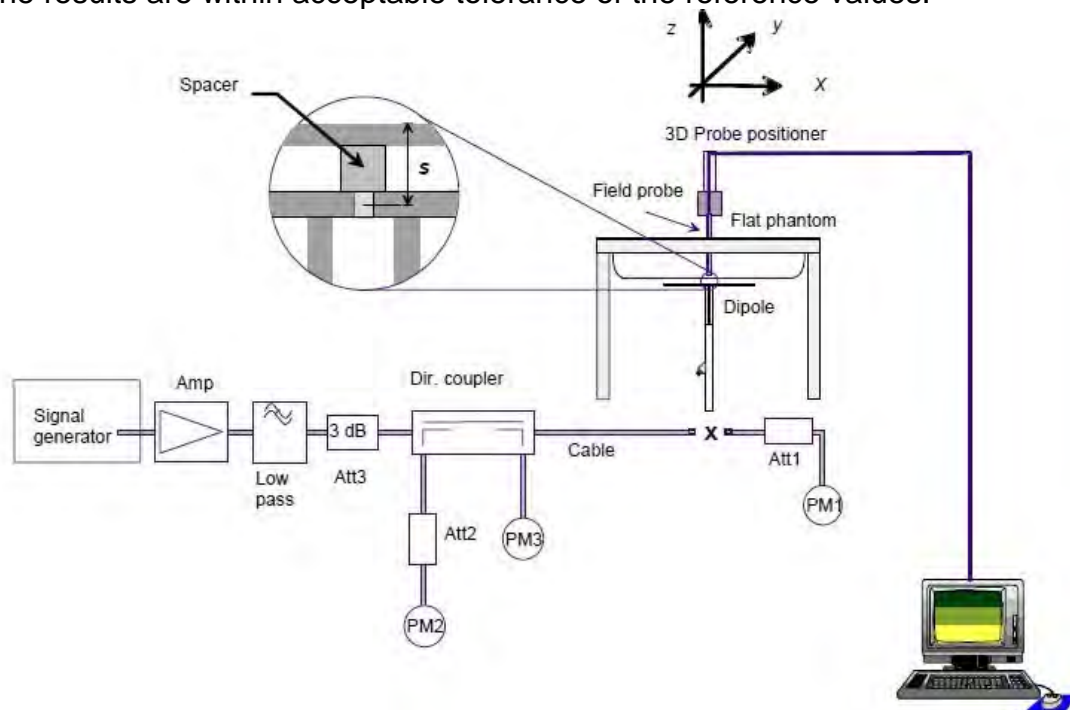


Fig. b The block diagram of system verification

Unless otherwise stated the results shown in this test report refer only to the sample(s) tested and such sample(s) are retained for 90 days only.

除非另有說明，此報告結果僅對測試之樣品負責，同時此樣品僅保留90天。本報告未經本公司書面許可，不可部份複製。

This document is issued by the Company subject to its General Conditions of Service printed overleaf, available on request or accessible at [www.sgs.com/terms\\_and\\_conditions.htm](http://www.sgs.com/terms_and_conditions.htm) and for electronic format documents, subject to Terms and Conditions for Electronic Documents at [www.sgs.com/terms\\_e-document.htm](http://www.sgs.com/terms_e-document.htm). Attention is drawn to the limitation of liability, indemnification and jurisdiction issues defined therein. Any holder of this document is advised that information contained hereon reflects the Company's findings at the time of its intervention only and within the limits of Client's instructions, if any. The Company's sole responsibility is to its Client and this document does not exonerate parties to a transaction from exercising all their rights and obligations under the transaction documents. This document cannot be reproduced except in full, without prior written approval of the Company. Any unauthorized alteration, forgery or falsification of the content or appearance of this document is unlawful and offenders may be prosecuted to the fullest extent of the law.

Validation Kit	S/N	Frequency (MHz)		1W Target SAR-1g (mW/g)	pin=250mW Measured SAR-1g (mW/g)	Measured SAR-1g normalized to 1W (mW/g)	Deviation (%)	Measured Date
D1900V2	5d173	1900	Head	40.7	9.98	39.92	-1.92%	Apr. 6th, 2019
			Body	40.9	9.98	39.92	-2.40%	Apr. 11th, 2019
D2450V2	727	2450	Head	52.1	13.30	53.20	2.11%	Apr. 7th, 2019
			Body	50.8	12.90	51.60	1.57%	Apr. 12th, 2019
Validation Kit	S/N	Frequency (MHz)		1W Target SAR-1g (mW/g)	pin=100mW Measured SAR-1g (mW/g)	Measured SAR-1g normalized to 1W (mW/g)	Deviation (%)	Measured Date
D5GHzV2	1040	5200	Head	78.8	7.87	78.70	-0.13%	Apr. 8th, 2019
			Body	75.2	7.56	75.60	0.53%	Apr. 13th, 2019
		5300	Head	82.2	8.26	82.60	0.49%	Apr. 9th, 2019
			Body	76.4	7.74	77.40	1.31%	Apr. 14th, 2019
		5600	Head	85.3	8.52	85.20	-0.12%	Apr. 10th, 2019
			Body	81.5	8.21	82.10	0.74%	Apr. 15th, 2019

Table 1. Results of system validation

Unless otherwise stated the results shown in this test report refer only to the sample(s) tested and such sample(s) are retained for 90 days only.

除非另有說明，此報告結果僅對測試之樣品負責，同時此樣品僅保留90天。本報告未經本公司書面許可，不可部份複製。

This document is issued by the Company subject to its General Conditions of Service printed overleaf, available on request or accessible at [www.sgs.com/terms\\_and\\_conditions.htm](http://www.sgs.com/terms_and_conditions.htm) and for electronic format documents, subject to Terms and Conditions for Electronic Documents at [www.sgs.com/terms\\_e-document.htm](http://www.sgs.com/terms_e-document.htm). Attention is drawn to the limitation of liability, indemnification and jurisdiction issues defined therein. Any holder of this document is advised that information contained hereon reflects the Company's findings at the time of its intervention only and within the limits of Client's instructions, if any. The Company's sole responsibility is to its Client and this document does not exonerate parties to a transaction from exercising all their rights and obligations under the transaction documents. This document cannot be reproduced except in full, without prior written approval of the Company. Any unauthorized alteration, forgery or falsification of the content or appearance of this document is unlawful and offenders may be prosecuted to the fullest extent of the law.

## 1.12 Tissue Simulant Fluid for the Frequency Band

The dielectric properties for this Head-simulant fluid were measured by using the Agilent Model 85070E Dielectric Probe (rates frequency band 200 MHz to 20 GHz) in conjunction with Network Analyzer.

All dielectric parameters of tissue simulates were measured within 24 hours of SAR measurements. The depth of the tissue simulant in the flat section of the phantom was at least 15 cm ( $\leq 3G$ ) or 10 cm ( $> 3G$ ) during all tests. (Appendix Fig. 2)

Tissue Type	Measurement Date	Measured Frequency (MHz)	Target Dielectric Constant, $\epsilon_r$	Target Conductivity, $\sigma$ (S/m)	Measured Dielectric Constant, $\epsilon_r$	Measured Conductivity, $\sigma$ (S/m)	% dev $\epsilon_r$	% dev $\sigma$
Head	Apr. 6th, 2019	1850.2	40.000	1.400	40.472	1.412	1.18%	0.86%
		1860	40.000	1.400	40.496	1.413	1.24%	0.93%
		1880	40.000	1.400	40.492	1.415	1.23%	1.07%
		1900	40.000	1.400	40.476	1.417	1.19%	1.21%
		1907.6	40.000	1.400	40.472	1.418	1.18%	1.29%
		1909.8	40.000	1.400	40.468	1.419	1.17%	1.36%
	Apr. 7th, 2019	2402	39.285	1.757	40.244	1.797	2.44%	2.26%
		2412	39.268	1.766	40.202	1.806	2.38%	2.25%
		2437	39.223	1.788	40.145	1.827	2.35%	2.16%
		2441	39.216	1.792	40.138	1.832	2.35%	2.23%
		2450	39.200	1.800	40.153	1.839	2.43%	2.17%
		2462	39.185	1.813	40.145	1.853	2.45%	2.20%
	Apr. 8th, 2019	2480	39.162	1.827	40.113	1.866	2.43%	2.15%
		5190	35.997	4.645	35.090	4.608	-2.52%	-0.79%
		5200	35.986	4.655	35.100	4.618	-2.46%	-0.79%
	Apr. 9th, 2019	5230	35.951	4.686	35.035	4.636	-2.55%	-1.06%
		5270	35.906	4.727	35.033	4.647	-2.43%	-1.69%
		5300	35.871	4.758	35.011	4.663	-2.40%	-1.99%
	Apr. 10th, 2019	5310	35.860	4.768	34.981	4.674	-2.45%	-1.97%
		5510	35.631	4.973	36.515	5.003	2.48%	0.61%
5550		35.586	5.014	36.500	5.044	2.57%	0.60%	
5600		35.529	5.065	36.420	5.098	2.51%	0.65%	
		5670	35.449	5.137	36.345	5.169	2.53%	0.63%

Unless otherwise stated the results shown in this test report refer only to the sample(s) tested and such sample(s) are retained for 90 days only.

除非另有說明，此報告結果僅對測試之樣品負責，同時此樣品僅保留90天。本報告未經本公司書面許可，不可部份複製。

This document is issued by the Company subject to its General Conditions of Service printed overleaf, available on request or accessible at [www.sgs.com/terms\\_and\\_conditions.htm](http://www.sgs.com/terms_and_conditions.htm) and for electronic format documents, subject to Terms and Conditions for Electronic Documents at [www.sgs.com/terms\\_e-document.htm](http://www.sgs.com/terms_e-document.htm). Attention is drawn to the limitation of liability, indemnification and jurisdiction issues defined therein. Any holder of this document is advised that information contained hereon reflects the Company's findings at the time of its intervention only and within the limits of Client's instructions, if any. The Company's sole responsibility is to its Client and this document does not exonerate parties to a transaction from exercising all their rights and obligations under the transaction documents. This document cannot be reproduced except in full, without prior written approval of the Company. Any unauthorized alteration, forgery or falsification of the content or appearance of this document is unlawful and offenders may be prosecuted to the fullest extent of the law.

Tissue Type	Measurement Date	Measured Frequency (MHz)	Target Dielectric Constant, $\epsilon_r$	Target Conductivity, $\sigma$ (S/m)	Measured Dielectric Constant, $\epsilon_r$	Measured Conductivity, $\sigma$ (S/m)	% dev $\epsilon_r$	% dev $\sigma$
Body	Apr. 11th, 2019	1850.2	53.300	1.520	51.728	1.495	-2.95%	-1.64%
		1852.4	53.300	1.520	51.736	1.496	-2.93%	-1.58%
		1860	53.300	1.520	51.744	1.497	-2.92%	-1.51%
		1880	53.300	1.520	51.781	1.499	-2.85%	-1.38%
		1900	53.300	1.520	51.733	1.501	-2.94%	-1.25%
		1907.6	53.300	1.520	51.770	1.503	-2.87%	-1.12%
		1909.8	53.300	1.520	51.749	1.504	-2.91%	-1.05%
	Apr. 12th, 2019	2402	52.764	1.904	51.171	1.851	-3.02%	-2.79%
		2412	52.751	1.914	51.195	1.860	-2.95%	-2.81%
		2437	52.717	1.938	51.146	1.884	-2.98%	-2.77%
		2441	52.712	1.941	51.120	1.887	-3.02%	-2.80%
		2450	52.700	1.950	51.145	1.895	-2.95%	-2.82%
		2462	52.685	1.967	51.104	1.913	-3.00%	-2.75%
	Apr. 13th, 2019	2480	52.662	1.993	51.092	1.937	-2.98%	-2.79%
		5190	49.028	5.288	50.469	5.252	2.94%	-0.67%
		5200	49.014	5.299	50.441	5.264	2.91%	-0.67%
	Apr. 14th, 2019	5230	48.974	5.334	50.384	5.299	2.88%	-0.66%
		5270	48.919	5.381	50.362	5.343	2.95%	-0.71%
		5300	48.879	5.416	48.805	5.587	-0.15%	3.16%
	Apr. 15th, 2019	5310	48.865	5.428	48.797	5.601	-0.14%	3.19%
		5510	48.594	5.661	48.540	5.604	-0.11%	-1.01%
		5550	48.539	5.708	47.884	5.661	-1.35%	-0.82%
		5600	48.471	5.766	47.769	5.742	-1.45%	-0.42%
			5670	48.376	5.848	47.719	5.842	-1.36%

Table 2. Dielectric Parameters of Tissue Simulant Fluid

Unless otherwise stated the results shown in this test report refer only to the sample(s) tested and such sample(s) are retained for 90 days only.

除非另有說明，此報告結果僅對測試之樣品負責，同時此樣品僅保留90天。本報告未經本公司書面許可，不可部份複製。

This document is issued by the Company subject to its General Conditions of Service printed overleaf, available on request or accessible at [www.sgs.com/terms\\_and\\_conditions.htm](http://www.sgs.com/terms_and_conditions.htm) and for electronic format documents, subject to Terms and Conditions for Electronic Documents at [www.sgs.com/terms\\_e-document.htm](http://www.sgs.com/terms_e-document.htm). Attention is drawn to the limitation of liability, indemnification and jurisdiction issues defined therein. Any holder of this document is advised that information contained hereon reflects the Company's findings at the time of its intervention only and within the limits of Client's instructions, if any. The Company's sole responsibility is to its Client and this document does not exonerate parties to a transaction from exercising all their rights and obligations under the transaction documents. This document cannot be reproduced except in full, without prior written approval of the Company. Any unauthorized alteration, forgery or falsification of the content or appearance of this document is unlawful and offenders may be prosecuted to the fullest extent of the law.

## The composition of the tissue simulating liquid:

Frequency (MHz)	Mode	Ingredient						Total amount
		DGMBE	Water	Salt	Preventol D-7	Cellulose	Sugar	
1900	Head	444.52 g	552.42 g	3.06 g	—	—	—	1.0L(Kg)
	Body	300.67 g	716.56 g	4.0 g	—	—	—	1.0L(Kg)
2450	Head	550 g	450 g	—	—	—	—	1.0L(Kg)
	Body	301.7 g	698.3 g	—	—	—	—	1.0L(Kg)

## Simulating Liquids for 5 GHz, Manufactured by SPEAG:

Ingredients	Water	Esters, Emulsifiers, Inhibitors	Sodium and Salt
(% by weight)	60-80	20-40	0-1.5

Table 3. Recipes for tissue simulating liquid

Unless otherwise stated the results shown in this test report refer only to the sample(s) tested and such sample(s) are retained for 90 days only.

除非另有說明，此報告結果僅對測試之樣品負責，同時此樣品僅保留90天。本報告未經本公司書面許可，不可部份複製。

This document is issued by the Company subject to its General Conditions of Service printed overleaf, available on request or accessible at [www.sgs.com/terms\\_and\\_conditions.htm](http://www.sgs.com/terms_and_conditions.htm) and for electronic format documents, subject to Terms and Conditions for Electronic Documents at [www.sgs.com/terms\\_e-document.htm](http://www.sgs.com/terms_e-document.htm). Attention is drawn to the limitation of liability, indemnification and jurisdiction issues defined therein. Any holder of this document is advised that information contained hereon reflects the Company's findings at the time of its intervention only and within the limits of Client's instructions, if any. The Company's sole responsibility is to its Client and this document does not exonerate parties to a transaction from exercising all their rights and obligations under the transaction documents. This document cannot be reproduced except in full, without prior written approval of the Company. Any unauthorized alteration, forgery or falsification of the content or appearance of this document is unlawful and offenders may be prosecuted to the fullest extent of the law.

### 1.13 Test Standards and Limits

According to FCC 47CFR §2.1093(d) The limits to be used for evaluation are based generally on criteria published by the American National Standards Institute (ANSI) for localized specific absorption rate (“SAR”) in Section 4.2 of “IEEE Standard for Safety Levels with Respect to Human Exposure to Radio Frequency Electromagnetic Fields, 3 kHz to 300 GHz,” ANSI/IEEE C95.1, By the Institute of Electrical and Electronics Engineers, Inc., New York, New York 10017.

These criteria for SAR evaluation are similar to those recommended by the National Council on Radiation Protection and Measurements (NCRP) in “Biological Effects and Exposure Criteria for Radio frequency Electromagnetic Fields,” NCRP Report No. 86, Section 17.4.5. Copyright NCRP, 1986, Bethesda, Maryland 20814. SAR is a measure of the rate of energy absorption due to exposure to an RF transmitting source. SAR values have been related to threshold levels for potential biological hazards. The criteria to be used are specified in paragraphs (d)(1) and (d)(2) of this section and shall apply for portable devices transmitting in the frequency range from 100 kHz to 6 GHz. Portable devices that transmit at frequencies above 6 GHz are to be evaluated in terms of the MPE limits specified in § 1.1310 of this chapter.

Measurements and calculations to demonstrate compliance with MPE field strength or power density limits for devices operating above 6 GHz should be made at a minimum distance of 5 cm from the radiating source.

1. Limits for Occupational/Controlled exposure: 0.4 W/kg as averaged over the whole-body and spatial peak SAR not exceeding 8 W/kg as averaged over any 1 gram of tissue (defined as a tissue volume in the shape of a cube). Exceptions are the hands, wrists, feet and ankles where the spatial peak SAR shall not exceed 20 W/kg, as averaged over a 10 grams of tissue (defined as a tissue volume in the shape of a cube).

Occupational/Controlled limits apply when persons are exposed as a consequence of their employment provided these persons are fully aware of and exercise control over their exposure. Awareness of exposure can be accomplished by use of warning labels or by specific training or education through appropriate means, such as an RF safety program in a work environment.

2. Limits for General Population/Uncontrolled exposure: 0.08 W/kg as averaged over the whole-body and spatial peak SAR not exceeding 1.6 W/kg as averaged over any 1 gram of tissue (defined as a tissue volume in the shape of a cube).

Unless otherwise stated the results shown in this test report refer only to the sample(s) tested and such sample(s) are retained for 90 days only.

除非另有說明，此報告結果僅對測試之樣品負責，同時此樣品僅保留90天。本報告未經本公司書面許可，不可部份複製。

This document is issued by the Company subject to its General Conditions of Service printed overleaf, available on request or accessible at [www.sgs.com/terms\\_and\\_conditions.htm](http://www.sgs.com/terms_and_conditions.htm) and for electronic format documents, subject to Terms and Conditions for Electronic Documents at [www.sgs.com/terms\\_e-document.htm](http://www.sgs.com/terms_e-document.htm). Attention is drawn to the limitation of liability, indemnification and jurisdiction issues defined therein. Any holder of this document is advised that information contained hereon reflects the Company's findings at the time of its intervention only and within the limits of Client's instructions, if any. The Company's sole responsibility is to its Client and this document does not exonerate parties to a transaction from exercising all their rights and obligations under the transaction documents. This document cannot be reproduced except in full, without prior written approval of the Company. Any unauthorized alteration, forgery or falsification of the content or appearance of this document is unlawful and offenders may be prosecuted to the fullest extent of the law.



Exceptions are the hands, wrists, feet and ankles where the spatial peak SAR shall not exceed 4 W/kg, as averaged over any 10 grams of tissue (defined as a tissue volume in the shape of a cube).

General Population/Uncontrolled limits apply when the general public may be exposed, or when persons that are exposed as a consequence of their employment may not be fully aware of the potential for exposure or do not exercise control over their exposure.

Warning labels placed on consumer devices such as cellular telephones will not be sufficient reason to allow these devices to be evaluated subject to limits for occupational/controlled exposure in paragraph (d)(1) of this section.(Table .6)

Human Exposure	Uncontrolled Environment General Population	Controlled Environment Occupational
Spatial Peak SAR (Brain)	1.60 W/kg	8.00 W/kg
Spatial Average SAR (Whole Body)	0.08 W/kg	0.40 W/kg
Spatial Peak SAR (Hands/Feet/Ankle/Wrist)	4.00 W/kg	20.00 W/kg

Table 4. RF exposure limits

Notes:

1. Uncontrolled environments are defined as locations where there is potential exposure of individuals who have no knowledge or control of their potential exposure.
2. Controlled environments are defined as locations where there is potential exposure of individuals who have knowledge of their potential exposure and can exercise control over their exposure.

Unless otherwise stated the results shown in this test report refer only to the sample(s) tested and such sample(s) are retained for 90 days only.  
除非另有說明，此報告結果僅對測試之樣品負責，同時此樣品僅保留90天。本報告未經本公司書面許可，不可部份複製。

This document is issued by the Company subject to its General Conditions of Service printed overleaf, available on request or accessible at [www.sgs.com/terms\\_and\\_conditions.htm](http://www.sgs.com/terms_and_conditions.htm) and for electronic format documents, subject to Terms and Conditions for Electronic Documents at [www.sgs.com/terms\\_e-document.htm](http://www.sgs.com/terms_e-document.htm). Attention is drawn to the limitation of liability, indemnification and jurisdiction issues defined therein. Any holder of this document is advised that information contained hereon reflects the Company's findings at the time of its intervention only and within the limits of Client's instructions, if any. The Company's sole responsibility is to its Client and this document does not exonerate parties to a transaction from exercising all their rights and obligations under the transaction documents. This document cannot be reproduced except in full, without prior written approval of the Company. Any unauthorized alteration, forgery or falsification of the content or appearance of this document is unlawful and offenders may be prosecuted to the fullest extent of the law.

## 2. Summary of Results

### 2.1 Decision rules

Reported measurement data comply with IEEE 1528-2013:

Determining compliance shall be based on the results of the compliance measurement, not taking into account measurement instrumentation uncertainty.

### 2.2 Summary of Results

#### GSM 1900

Mode	Position	Distance (mm)	CH	Freq. (MHz)	Max. Rated Avg. Power + Max. Tolerance (dBm)	Measured Avg. Power (dBm)	Scaling	Averaged SAR over 1g (W/kg)		Plot page
								Measured	Reported	
Head (GSM)	Re Cheek	-	512	1850.2	30.50	28.71	51.01%	0.036	0.054	-
	Re Cheek	-	661	1880	30.50	28.92	43.88%	0.038	0.055	-
	Re Cheek	-	810	1909.8	30.50	29.07	39.00%	0.041	0.057	53
	Re Tilt	-	810	1909.8	30.50	29.07	39.00%	0.016	0.022	-
	Le Cheek	-	810	1909.8	30.50	29.07	39.00%	0.018	0.025	-
	Le Tilt	-	810	1909.8	30.50	29.07	39.00%	0.015	0.021	-
Body-worn (GSM)	Front side	10	512	1850.2	30.50	28.71	51.01%	0.251	0.379	-
	Front side	10	661	1880	30.50	28.92	43.88%	0.263	0.378	-
	Front side	10	810	1909.8	30.50	29.07	39.00%	0.280	0.389	54
	Back side	10	810	1909.8	30.50	29.07	39.00%	0.266	0.370	-
Hotspot (GPRS) <1Dn4Up>	Front side	10	810	1909.8	25.50	23.94	43.22%	0.305	0.437	-
	Back side	10	810	1909.8	25.50	23.94	43.22%	0.287	0.411	-
	Bottom side	10	512	1850.2	25.50	23.77	48.94%	0.597	0.889	-
	Bottom side	10	661	1880	25.50	23.79	48.25%	0.593	0.879	-
	Bottom side	10	810	1909.8	25.50	23.94	43.22%	0.677	0.970	55
	Right side	10	810	1909.8	25.50	23.94	43.22%	0.072	0.103	-
	Left side	10	810	1909.8	25.50	23.94	43.22%	0.031	0.044	-

Unless otherwise stated the results shown in this test report refer only to the sample(s) tested and such sample(s) are retained for 90 days only.

除非另有說明，此報告結果僅對測試之樣品負責，同時此樣品僅保留90天。本報告未經本公司書面許可，不可部份複製。

This document is issued by the Company subject to its General Conditions of Service printed overleaf, available on request or accessible at [www.sgs.com/terms\\_and\\_conditions.htm](http://www.sgs.com/terms_and_conditions.htm) and for electronic format documents, subject to Terms and Conditions for Electronic Documents at [www.sgs.com/terms\\_e-document.htm](http://www.sgs.com/terms_e-document.htm). Attention is drawn to the limitation of liability, indemnification and jurisdiction issues defined therein. Any holder of this document is advised that information contained hereon reflects the Company's findings at the time of its intervention only and within the limits of Client's instructions, if any. The Company's sole responsibility is to its Client and this document does not exonerate parties to a transaction from exercising all their rights and obligations under the transaction documents. This document cannot be reproduced except in full, without prior written approval of the Company. Any unauthorized alteration, forgery or falsification of the content or appearance of this document is unlawful and offenders may be prosecuted to the fullest extent of the law.

**WCDMA Band II**

Mode	Position	Distance (mm)	CH	Freq. (MHz)	Max. Rated Avg. Power + Max. Tolerance (dBm)	Measured Avg. Power (dBm)	Scaling	Averaged SAR over 1g (W/kg)		Plot page
								Measured	Reported	
R99 (Head)	RE Cheek	-	9262	1850.2	23.5	23.16	8.14%	0.067	0.072	-
	RE Cheek	-	9400	1880	23.5	23.44	1.39%	0.073	0.074	56
	RE Cheek	-	9538	1907.6	23.5	23.30	4.71%	0.065	0.068	-
	RE Tilt	-	9400	1880	23.5	23.44	1.39%	0.054	0.055	-
	LE Cheek	-	9400	1880	23.5	23.44	1.39%	0.066	0.067	-
	LE Tilt	-	9400	1880	23.5	23.44	1.39%	0.034	0.034	-
Hotspot	Front side	10	9400	1880	23.5	23.44	1.39%	0.384	0.389	-
	Back side	10	9400	1880	23.5	23.44	1.39%	0.327	0.332	-
	Bottom side	10	9262	1850.2	23.5	23.16	8.14%	1.330	1.438	57
	Bottom side	10	9400	1880	23.5	23.44	1.39%	1.260	1.278	-
	Bottom side	10	9538	1907.6	23.5	23.30	4.71%	1.160	1.215	-
	Right side	10	9400	1880	23.5	23.44	1.39%	0.072	0.073	-
	Left side	10	9400	1880	23.5	23.44	1.39%	0.036	0.037	-

Unless otherwise stated the results shown in this test report refer only to the sample(s) tested and such sample(s) are retained for 90 days only.

除非另有說明，此報告結果僅對測試之樣品負責，同時此樣品僅保留90天。本報告未經本公司書面許可，不可部份複製。

This document is issued by the Company subject to its General Conditions of Service printed overleaf, available on request or accessible at [www.sgs.com/terms\\_and\\_conditions.htm](http://www.sgs.com/terms_and_conditions.htm) and for electronic format documents, subject to Terms and Conditions for Electronic Documents at [www.sgs.com/terms\\_e-document.htm](http://www.sgs.com/terms_e-document.htm). Attention is drawn to the limitation of liability, indemnification and jurisdiction issues defined therein. Any holder of this document is advised that information contained hereon reflects the Company's findings at the time of its intervention only and within the limits of Client's instructions, if any. The Company's sole responsibility is to its Client and this document does not exonerate parties to a transaction from exercising all their rights and obligations under the transaction documents. This document cannot be reproduced except in full, without prior written approval of the Company. Any unauthorized alteration, forgery or falsification of the content or appearance of this document is unlawful and offenders may be prosecuted to the fullest extent of the law.

**LTE FDD Band 2**

Mode	Bandwidth (MHz)	Modulation	RB Size	RB start	Position	Distance (mm)	CH	Freq. (MHz)	Max. Rated Avg. Power + Max. Tolerance (dBm)	Measured Avg. Power (dBm)	Scaling	Averaged SAR over 1g (W/kg)		Plot page			
												Measured	Reported				
Head	20MHz	QPSK	1 RB	50	RE Cheek	-	18700	1860	24	23.12	22.46%	0.087	0.107	-			
					RE Cheek	-	19100	1900	24	23.15	21.62%	0.094	0.114	58			
					RE Tilt	-	19100	1900	24	23.15	21.62%	0.024	0.029	-			
					LE Cheek	-	19100	1900	24	23.15	21.62%	0.042	0.051	-			
					LE Tilt	-	19100	1900	24	23.15	21.62%	0.023	0.028	-			
					99	RE Cheek	-	18900	1880	24	22.89	29.12%	0.077	0.099	-		
			50 RB	0	RE Cheek	-	18900	1880	23	22.15	21.62%	0.066	0.080	-			
					RE Tilt	-	18900	1880	23	22.15	21.62%	0.016	0.019	-			
					LE Cheek	-	18900	1880	23	22.15	21.62%	0.028	0.034	-			
					LE Tilt	-	18900	1880	23	22.15	21.62%	0.014	0.017	-			
					1000 RB	RE Cheek	-	18900	1880	23	22.06	24.17%	0.066	0.082	-		
					RE Tilt	-	18900	1880	23	22.06	24.17%	0.015	0.019	-			
			Hotspot	20MHz	QPSK	1 RB	50	Front side	10	19100	1900	24	23.15	21.62%	0.317	0.386	-
								Back side	10	19100	1900	24	23.15	21.62%	0.295	0.359	-
								Bottom side	10	19100	1900	24	23.15	21.62%	1.030	1.253	-
								Right side	10	19100	1900	24	23.15	21.62%	0.044	0.054	-
								Left side	10	19100	1900	24	23.15	21.62%	0.102	0.124	-
								99	Bottom side	10	18700	1860	24	22.79	32.13%	1.060	1.401
50 RB	0	Bottom side				10	18900	1880	24	22.89	29.12%	0.989	1.277	-			
		Front side				10	18900	1880	23	22.15	21.62%	0.251	0.305	-			
		Back side				10	18900	1880	23	22.15	21.62%	0.231	0.281	-			
		Bottom side				10	18700	1860	23	22.06	24.17%	0.811	1.007	-			
		Bottom side				10	18900	1880	23	22.15	21.62%	0.844	1.026	-			
		Right side				10	18900	1880	23	22.15	21.62%	0.034	0.041	-			
100 RB	50	Left side				10	18900	1880	23	22.15	21.62%	0.077	0.094	-			
		Bottom side				10	18700	1860	23	22.03	25.03%	0.803	1.004	-			
		Front side				10	18900	1880	23	22.06	24.17%	0.249	0.309	-			
		Back side				10	18900	1880	23	22.06	24.17%	0.232	0.288	-			
		Bottom side				10	18700	1860	23	22.02	25.31%	0.822	1.030	-			
		Bottom side				10	18900	1880	23	22.06	24.17%	0.835	1.037	-			
100 RB	50	Bottom side	10	19100	1900	23	22.06	24.17%	0.821	1.019	-						
		Right side	10	18900	1880	23	22.06	24.17%	0.035	0.043	-						
		Left side	10	18900	1880	23	22.06	24.17%	0.079	0.098	-						

Unless otherwise stated the results shown in this test report refer only to the sample(s) tested and such sample(s) are retained for 90 days only.

除非另有說明，此報告結果僅對測試之樣品負責，同時此樣品僅保留90天。本報告未經本公司書面許可，不可部份複製。

This document is issued by the Company subject to its General Conditions of Service printed overleaf, available on request or accessible at [www.sgs.com/terms\\_and\\_conditions.htm](http://www.sgs.com/terms_and_conditions.htm) and for electronic format documents, subject to Terms and Conditions for Electronic Documents at [www.sgs.com/terms\\_e-document.htm](http://www.sgs.com/terms_e-document.htm). Attention is drawn to the limitation of liability, indemnification and jurisdiction issues defined therein. Any holder of this document is advised that information contained hereon reflects the Company's findings at the time of its intervention only and within the limits of Client's instructions, if any. The Company's sole responsibility is to its Client and this document does not exonerate parties to a transaction from exercising all their rights and obligations under the transaction documents. This document cannot be reproduced except in full, without prior written approval of the Company. Any unauthorized alteration, forgery or falsification of the content or appearance of this document is unlawful and offenders may be prosecuted to the fullest extent of the law.

**WLAN 802.11b**

Mode	Position	Distance (mm)	CH	Freq. (MHz)	Max. Rated Avg. Power + Max. Tolerance (dBm)	Measured Avg. Power (dBm)	Scaling	Averaged SAR over 1g (W/kg)		Plot page
								Measured	Reported	
Head	RE Cheek	-	11	2462	17	16.97	0.61%	0.223	0.224	-
	RE Tilt	-	11	2462	17	16.97	0.61%	0.254	0.256	-
	LE Cheek	-	11	2462	17	16.97	0.61%	0.463	0.466	60
	LE Tilt	-	11	2462	17	16.97	0.61%	0.374	0.376	-
Hotspot	Front side	10	11	2462	17	16.97	0.61%	0.073	0.073	-
	Back side	10	11	2462	17	16.97	0.61%	0.095	0.096	61
	Top side	10	11	2462	17	16.97	0.61%	0.004	0.004	-
	Right side	10	11	2462	17	16.97	0.61%	0.005	0.005	-
	Left side	10	11	2462	17	16.97	0.61%	0.002	0.002	-

**Bluetooth**

Mode	Position	Distance (mm)	CH	Freq. (MHz)	Max. Rated Avg. Power + Max. Tolerance (dBm)	Measured Avg. Power (dBm)	Scaling	Averaged SAR over 1g (W/kg)		Plot page
								Measured	Reported	
Head	RE Cheek	-	39	2441	10.5	9.22	34.28%	0.021	0.028	-
	RE Tilt	-	39	2441	10.5	9.22	34.28%	0.023	0.031	-
	LE Cheek	-	39	2441	10.5	9.22	34.28%	0.042	0.056	62
	LE Tilt	-	39	2441	10.5	9.22	34.28%	0.034	0.046	-
Body-worn	Front side	10	39	2441	10.5	9.22	34.28%	0.004	0.005	-
	Back side	10	39	2441	10.5	9.22	34.28%	0.005	0.006	63

**WLAN 802.11n(40M) 5.2G**

Mode	Position	Distance (mm)	CH	Freq. (MHz)	Max. Rated Avg. Power + Max. Tolerance (dBm)	Measured Avg. Power (dBm)	Scaling	Averaged SAR over 1g (W/kg)		Plot page
								Measured	Reported	
Head	RE Cheek	-	38	5190	15	14.96	0.99%	0.102	0.103	-
	RE Tilt	-	38	5190	15	14.96	0.99%	0.089	0.090	-
	LE Cheek	-	38	5190	15	14.96	0.99%	0.197	0.199	-
	LE Tilt	-	38	5190	15	14.96	0.99%	0.227	0.229	64
Body-worn	Front side	10	38	5190	15	14.96	0.99%	0.022	0.022	65
	Back side	10	38	5190	15	14.96	0.99%	0.018	0.018	-

Unless otherwise stated the results shown in this test report refer only to the sample(s) tested and such sample(s) are retained for 90 days only.

除非另有說明，此報告結果僅對測試之樣品負責，同時此樣品僅保留90天。本報告未經本公司書面許可，不可部份複製。

This document is issued by the Company subject to its General Conditions of Service printed overleaf, available on request or accessible at [www.sgs.com/terms\\_and\\_conditions.htm](http://www.sgs.com/terms_and_conditions.htm) and for electronic format documents, subject to Terms and Conditions for Electronic Documents at [www.sgs.com/terms\\_e-document.htm](http://www.sgs.com/terms_e-document.htm). Attention is drawn to the limitation of liability, indemnification and jurisdiction issues defined therein. Any holder of this document is advised that information contained hereon reflects the Company's findings at the time of its intervention only and within the limits of Client's instructions, if any. The Company's sole responsibility is to its Client and this document does not exonerate parties to a transaction from exercising all their rights and obligations under the transaction documents. This document cannot be reproduced except in full, without prior written approval of the Company. Any unauthorized alteration, forgery or falsification of the content or appearance of this document is unlawful and offenders may be prosecuted to the fullest extent of the law.

**WLAN 802.11n(40M) 5.3G**

Mode	Position	Distance (mm)	CH	Freq. (MHz)	Max. Rated Avg. Power + Max. Tolerance (dBm)	Measured Avg. Power (dBm)	Scaling	Averaged SAR over 1g (W/kg)		Plot page
								Measured	Reported	
Head	RE Cheek	-	62	5310	15	14.95	1.22%	0.094	0.095	-
	RE Tilt	-	62	5310	15	14.95	1.22%	0.082	0.083	-
	LE Cheek	-	62	5310	15	14.95	1.22%	0.182	0.184	-
	LE Tilt	-	62	5310	15	14.95	1.22%	0.207	0.210	66
Body-worn	Front side	10	62	5310	15	14.95	1.22%	0.023	0.023	67
	Back side	10	62	5310	15	14.95	1.22%	0.022	0.022	-

**WLAN 802.11n(40M) 5.6G**

Mode	Position	Distance (mm)	CH	Freq. (MHz)	Max. Rated Avg. Power + Max. Tolerance (dBm)	Measured Avg. Power (dBm)	Scaling	Averaged SAR over 1g (W/kg)		Plot page
								Measured	Reported	
Head	RE Cheek	-	102	5510	15	14.93	1.69%	0.098	0.100	-
	RE Tilt	-	102	5510	15	14.93	1.69%	0.085	0.086	-
	LE Cheek	-	102	5510	15	14.93	1.69%	0.192	0.195	-
	LE Tilt	-	102	5510	15	14.93	1.69%	0.219	0.223	68
Body-worn	Front side	10	102	5510	15	14.93	1.69%	0.036	0.037	69
	Back side	10	102	5510	15	14.93	1.69%	0.025	0.026	-

Note:

$$\text{Scaling} = \frac{\text{reported SAR}}{\text{measured SAR}} = \frac{P_2(\text{mW})}{P_1(\text{mW})} = 10^{\left(\frac{P_2 - P_1}{10}\right)} (\text{dBm})$$

Reported SAR = measured SAR \* (scaling)

Where P2 is maximum specified power, P1 is measured conducted power

### 2.3 Reporting statements of conformity

The conformity statement in this report is based solely on the test results, measurement uncertainty is excluded.

Unless otherwise stated the results shown in this test report refer only to the sample(s) tested and such sample(s) are retained for 90 days only.

除非另有說明，此報告結果僅對測試之樣品負責，同時此樣品僅保留90天。本報告未經本公司書面許可，不可部份複製。

This document is issued by the Company subject to its General Conditions of Service printed overleaf, available on request or accessible at [www.sgs.com/terms\\_and\\_conditions.htm](http://www.sgs.com/terms_and_conditions.htm) and for electronic format documents, subject to Terms and Conditions for Electronic Documents at [www.sgs.com/terms\\_e-document.htm](http://www.sgs.com/terms_e-document.htm). Attention is drawn to the limitation of liability, indemnification and jurisdiction issues defined therein. Any holder of this document is advised that information contained hereon reflects the Company's findings at the time of its intervention only and within the limits of Client's instructions, if any. The Company's sole responsibility is to its Client and this document does not exonerate parties to a transaction from exercising all their rights and obligations under the transaction documents. This document cannot be reproduced except in full, without prior written approval of the Company. Any unauthorized alteration, forgery or falsification of the content or appearance of this document is unlawful and offenders may be prosecuted to the fullest extent of the law.

### 3. Simultaneous Transmission Analysis

#### Simultaneous Transmission Scenarios:

Simultaneous Transmit Configurations	Head	Body-Worn	Hotspot
GSM + 2.4GHz Wi-Fi	Yes	Yes	No
GPRS + 2.4GHz Wi-Fi	No	No	Yes
WCDMA + 2.4GHz Wi-Fi	Yes	Yes	Yes
LTE + 2.4GHz Wi-Fi	Yes	Yes	Yes
GSM + 5GHz Wi-Fi	Yes	Yes	No
GPRS + 5GHz Wi-Fi	No	No	No
WCDMA + 5GHz Wi-Fi	Yes	Yes	No
LTE + 5GHz Wi-Fi	Yes	Yes	No
GSM + BT	Yes	Yes	No
WCDMA + BT	Yes	Yes	No
LTE + BT	Yes	Yes	No

**Note:**

1. The device does not support DTM function. Body-worn accessory testing is typically associated with voice operations. Therefore, GSM voice was evaluated for body-worn SAR.
2. Based on KDB447498D01 note 36, when SAR test exclusion is allowed by other published RF exposure KDB procedures, such as the 2.5 cm hotspot mode SAR test exclusion for an edge or surface, then estimated SAR is not required to determine simultaneous SAR test exclusion.

Unless otherwise stated the results shown in this test report refer only to the sample(s) tested and such sample(s) are retained for 90 days only.

除非另有說明，此報告結果僅對測試之樣品負責，同時此樣品僅保留90天。本報告未經本公司書面許可，不可部份複製。

This document is issued by the Company subject to its General Conditions of Service printed overleaf, available on request or accessible at [www.sgs.com/terms\\_and\\_conditions.htm](http://www.sgs.com/terms_and_conditions.htm) and for electronic format documents, subject to Terms and Conditions for Electronic Documents at [www.sgs.com/terms\\_e-document.htm](http://www.sgs.com/terms_e-document.htm). Attention is drawn to the limitation of liability, indemnification and jurisdiction issues defined therein. Any holder of this document is advised that information contained hereon reflects the Company's findings at the time of its intervention only and within the limits of Client's instructions, if any. The Company's sole responsibility is to its Client and this document does not exonerate parties to a transaction from exercising all their rights and obligations under the transaction documents. This document cannot be reproduced except in full, without prior written approval of the Company. Any unauthorized alteration, forgery or falsification of the content or appearance of this document is unlawful and offenders may be prosecuted to the fullest extent of the law.

### 3.1 Estimated SAR calculation

According to KDB447498 D01v06 – When standalone SAR test exclusion applies to an antenna that transmits simultaneously with other antennas, the standalone SAR must be estimated according to following to determine simultaneous transmission SAR test exclusion:

$$\text{Estimated SAR} = \frac{\text{Max.tune up power (mW)}}{\text{Min.test separation distance(mm)}} \times \frac{\sqrt{f(\text{GHz})}}{7.5}$$

If the minimum test separation distance is < 5mm, a distance of 5mm is used for estimated SAR calculation. When the test separation distance is >50mm, the 0.4W/kg is used for SAR-1g.

### 3.2 SPLSR evaluation and analysis

Per KDB447498D01, when the sum of SAR is larger than the limit, SAR test exclusion is determined by the SAR sum to peak location separation ratio(SPLSR).

The simultaneous transmitting antennas in each operating mode and exposure condition combination must be considered one pair at a time to determine the SAR to peak location separation ratio to qualify for test exclusion.

The ratio is determined by  $(\text{SAR1} + \text{SAR2})^{1.5}/R_i$ , rounded to two decimal digits, and must be  $\leq 0.04$  for all antenna pairs in the configuration to qualify for 1-g SAR test exclusion.

SAR1 and SAR2 are the highest reported or estimated SAR for each antenna in the pair, and  $R_i$  is the separation distance between the peak SAR locations for the antenna pair in mm.

When standalone test exclusion applies, SAR is estimated; the peak location is assumed to be at the feed-point or geometric center of the antenna.

Unless otherwise stated the results shown in this test report refer only to the sample(s) tested and such sample(s) are retained for 90 days only.  
 除非另有說明，此報告結果僅對測試之樣品負責，同時此樣品僅保留90天。本報告未經本公司書面許可，不可部份複製。

This document is issued by the Company subject to its General Conditions of Service printed overleaf, available on request or accessible at [www.sgs.com/terms\\_and\\_conditions.htm](http://www.sgs.com/terms_and_conditions.htm) and for electronic format documents, subject to Terms and Conditions for Electronic Documents at [www.sgs.com/terms\\_e-document.htm](http://www.sgs.com/terms_e-document.htm). Attention is drawn to the limitation of liability, indemnification and jurisdiction issues defined therein. Any holder of this document is advised that information contained hereon reflects the Company's findings at the time of its intervention only and within the limits of Client's instructions, if any. The Company's sole responsibility is to its Client and this document does not exonerate parties to a transaction from exercising all their rights and obligations under the transaction documents. This document cannot be reproduced except in full, without prior written approval of the Company. Any unauthorized alteration, forgery or falsification of the content or appearance of this document is unlawful and offenders may be prosecuted to the fullest extent of the law.



**Simultaneous Transmission Combination**

reported SAR WWAN and WLAN 2.4GHz, $\Sigma$ SAR evaluation						
Frequency band	Position		reported SAR / W/kg		$\Sigma$ SAR	SPLSR
			WWAN	WLAN	<1.6W/kg	
GSM 1900	Head	Right cheek	0.057	0.224	0.281	$\Sigma$ SAR<1.6,Not required
		Right tilt	0.022	0.256	0.278	$\Sigma$ SAR<1.6,Not required
		Left cheek	0.025	0.466	0.491	$\Sigma$ SAR<1.6,Not required
		Left tilt	0.021	0.376	0.397	$\Sigma$ SAR<1.6,Not required
GPRS 1900 (1Dn4UP)	Hotspot	Front side	0.437	0.073	0.510	$\Sigma$ SAR<1.6,Not required
		Back side	0.411	0.096	0.507	$\Sigma$ SAR<1.6,Not required
		Top side	0.970	0.004	0.974	$\Sigma$ SAR<1.6,Not required
		Right side	0.103	0.005	0.108	$\Sigma$ SAR<1.6,Not required
		Left side	0.044	0.002	0.046	$\Sigma$ SAR<1.6,Not required
WCDMA Band II	Head	Right cheek	0.074	0.224	0.298	$\Sigma$ SAR<1.6,Not required
		Right tilt	0.055	0.256	0.311	$\Sigma$ SAR<1.6,Not required
		Left cheek	0.067	0.466	0.533	$\Sigma$ SAR<1.6,Not required
		Left tilt	0.034	0.376	0.410	$\Sigma$ SAR<1.6,Not required
	Hotspot	Front side	0.389	0.073	0.462	$\Sigma$ SAR<1.6,Not required
		Back side	0.332	0.096	0.428	$\Sigma$ SAR<1.6,Not required
		Top side	1.438	0.004	1.442	$\Sigma$ SAR<1.6,Not required
		Right side	0.073	0.005	0.078	$\Sigma$ SAR<1.6,Not required
Left side	0.037	0.002	0.039	$\Sigma$ SAR<1.6,Not required		
LTE FDD Band 2	Head	Right cheek	0.114	0.224	0.338	$\Sigma$ SAR<1.6,Not required
		Right tilt	0.029	0.256	0.285	$\Sigma$ SAR<1.6,Not required
		Left cheek	0.051	0.466	0.517	$\Sigma$ SAR<1.6,Not required
		Left tilt	0.028	0.376	0.404	$\Sigma$ SAR<1.6,Not required
	Hotspot	Front side	0.386	0.073	0.459	$\Sigma$ SAR<1.6,Not required
		Back side	0.359	0.096	0.455	$\Sigma$ SAR<1.6,Not required
		Top side	1.401	0.004	1.405	$\Sigma$ SAR<1.6,Not required
		Right side	0.054	0.005	0.059	$\Sigma$ SAR<1.6,Not required
Left side	0.124	0.002	0.126	$\Sigma$ SAR<1.6,Not required		
reported SAR WWAN and WLAN 2.4GHz, $\Sigma$ SAR evaluation						
Frequency band	Position		reported SAR / W/kg		$\Sigma$ SAR	SPLSR
			WWAN	WLAN	<1.6W/kg	
GSM 1900	Body-worn	Front side	0.389	0.073	0.462	$\Sigma$ SAR<1.6,Not required
		Back side	0.370	0.096	0.466	$\Sigma$ SAR<1.6,Not required
WCDMA Band II	Body-worn	Front side	0.389	0.073	0.462	$\Sigma$ SAR<1.6,Not required
		Back side	0.332	0.096	0.428	$\Sigma$ SAR<1.6,Not required
LTE FDD Band 2	Body-worn	Front side	0.386	0.073	0.459	$\Sigma$ SAR<1.6,Not required
		Back side	0.359	0.096	0.455	$\Sigma$ SAR<1.6,Not required

Unless otherwise stated the results shown in this test report refer only to the sample(s) tested and such sample(s) are retained for 90 days only.

除非另有說明，此報告結果僅對測試之樣品負責，同時此樣品僅保留90天。本報告未經本公司書面許可，不可部份複製。

This document is issued by the Company subject to its General Conditions of Service printed overleaf, available on request or accessible at [www.sgs.com/terms\\_and\\_conditions.htm](http://www.sgs.com/terms_and_conditions.htm) and for electronic format documents, subject to Terms and Conditions for Electronic Documents at [www.sgs.com/terms\\_e-document.htm](http://www.sgs.com/terms_e-document.htm). Attention is drawn to the limitation of liability, indemnification and jurisdiction issues defined therein. Any holder of this document is advised that information contained hereon reflects the Company's findings at the time of its intervention only and within the limits of Client's instructions, if any. The Company's sole responsibility is to its Client and this document does not exonerate parties to a transaction from exercising all their rights and obligations under the transaction documents. This document cannot be reproduced except in full, without prior written approval of the Company. Any unauthorized alteration, forgery or falsification of the content or appearance of this document is unlawful and offenders may be prosecuted to the fullest extent of the law.

reported SAR WWAN and WLAN 5GHz, $\Sigma$ SAR evaluation						
Frequency band	Position		reported SAR / W/kg		$\Sigma$ SAR	SPLSR
			WWAN	WLAN	<1.6W/kg	
GSM 1900	Head	Right cheek	0.057	0.103	0.160	$\Sigma$ SAR<1.6,Not required
		Right tilt	0.022	0.090	0.112	$\Sigma$ SAR<1.6,Not required
		Left cheek	0.025	0.199	0.224	$\Sigma$ SAR<1.6,Not required
		Left tilt	0.021	0.229	0.250	$\Sigma$ SAR<1.6,Not required
	Body-worn	Front side	0.389	0.037	0.426	$\Sigma$ SAR<1.6,Not required
		Back side	0.370	0.026	0.396	$\Sigma$ SAR<1.6,Not required
WCDMA Band II	Head	Right cheek	0.074	0.103	0.177	$\Sigma$ SAR<1.6,Not required
		Right tilt	0.055	0.090	0.145	$\Sigma$ SAR<1.6,Not required
		Left cheek	0.067	0.199	0.266	$\Sigma$ SAR<1.6,Not required
		Left tilt	0.034	0.229	0.263	$\Sigma$ SAR<1.6,Not required
	Body-worn	Front side	0.389	0.037	0.426	$\Sigma$ SAR<1.6,Not required
		Back side	0.332	0.026	0.358	$\Sigma$ SAR<1.6,Not required
LTE FDD Band 2	Head	Right cheek	0.114	0.103	0.217	$\Sigma$ SAR<1.6,Not required
		Right tilt	0.029	0.090	0.119	$\Sigma$ SAR<1.6,Not required
		Left cheek	0.051	0.199	0.250	$\Sigma$ SAR<1.6,Not required
		Left tilt	0.028	0.229	0.257	$\Sigma$ SAR<1.6,Not required
	Body-worn	Front side	0.386	0.037	0.423	$\Sigma$ SAR<1.6,Not required
		Back side	0.359	0.026	0.385	$\Sigma$ SAR<1.6,Not required

Unless otherwise stated the results shown in this test report refer only to the sample(s) tested and such sample(s) are retained for 90 days only.

除非另有說明，此報告結果僅對測試之樣品負責，同時此樣品僅保留90天。本報告未經本公司書面許可，不可部份複製。

This document is issued by the Company subject to its General Conditions of Service printed overleaf, available on request or accessible at [www.sgs.com/terms\\_and\\_conditions.htm](http://www.sgs.com/terms_and_conditions.htm) and for electronic format documents, subject to Terms and Conditions for Electronic Documents at [www.sgs.com/terms\\_e-document.htm](http://www.sgs.com/terms_e-document.htm). Attention is drawn to the limitation of liability, indemnification and jurisdiction issues defined therein. Any holder of this document is advised that information contained hereon reflects the Company's findings at the time of its intervention only and within the limits of Client's instructions, if any. The Company's sole responsibility is to its Client and this document does not exonerate parties to a transaction from exercising all their rights and obligations under the transaction documents. This document cannot be reproduced except in full, without prior written approval of the Company. Any unauthorized alteration, forgery or falsification of the content or appearance of this document is unlawful and offenders may be prosecuted to the fullest extent of the law.

reported SAR WWAN and Bluetooth, ΣSAR evaluation						
Frequency band	Position		reported SAR / W/kg		ΣSAR	SPLSR
			WWAN	BT	<1.6W/kg	
GSM 1900	Head	Right cheek	0.057	0.028	0.085	ΣSAR<1.6,Not required
		Right tilt	0.022	0.031	0.053	ΣSAR<1.6,Not required
		Left cheek	0.025	0.056	0.081	ΣSAR<1.6,Not required
		Left tilt	0.021	0.046	0.067	ΣSAR<1.6,Not required
	Body-worn	Front side	0.389	0.005	0.394	ΣSAR<1.6,Not required
		Back side	0.370	0.006	0.376	ΣSAR<1.6,Not required
WCDMA Band II	Head	Right cheek	0.074	0.028	0.102	ΣSAR<1.6,Not required
		Right tilt	0.055	0.031	0.086	ΣSAR<1.6,Not required
		Left cheek	0.067	0.056	0.123	ΣSAR<1.6,Not required
		Left tilt	0.034	0.046	0.080	ΣSAR<1.6,Not required
	Body-worn	Front side	0.389	0.005	0.394	ΣSAR<1.6,Not required
		Back side	0.332	0.006	0.338	ΣSAR<1.6,Not required
LTE FDD Band 2	Head	Right cheek	0.114	0.028	0.142	ΣSAR<1.6,Not required
		Right tilt	0.029	0.031	0.060	ΣSAR<1.6,Not required
		Left cheek	0.051	0.056	0.107	ΣSAR<1.6,Not required
		Left tilt	0.028	0.046	0.074	ΣSAR<1.6,Not required
	Body-worn	Front side	0.386	0.005	0.391	ΣSAR<1.6,Not required
		Back side	0.359	0.006	0.365	ΣSAR<1.6,Not required

Unless otherwise stated the results shown in this test report refer only to the sample(s) tested and such sample(s) are retained for 90 days only.

除非另有說明，此報告結果僅對測試之樣品負責，同時此樣品僅保留90天。本報告未經本公司書面許可，不可部份複製。

This document is issued by the Company subject to its General Conditions of Service printed overleaf, available on request or accessible at [www.sgs.com/terms\\_and\\_conditions.htm](http://www.sgs.com/terms_and_conditions.htm) and for electronic format documents, subject to Terms and Conditions for Electronic Documents at [www.sgs.com/terms\\_e-document.htm](http://www.sgs.com/terms_e-document.htm). Attention is drawn to the limitation of liability, indemnification and jurisdiction issues defined therein. Any holder of this document is advised that information contained hereon reflects the Company's findings at the time of its intervention only and within the limits of Client's instructions, if any. The Company's sole responsibility is to its Client and this document does not exonerate parties to a transaction from exercising all their rights and obligations under the transaction documents. This document cannot be reproduced except in full, without prior written approval of the Company. Any unauthorized alteration, forgery or falsification of the content or appearance of this document is unlawful and offenders may be prosecuted to the fullest extent of the law.

## 4. Instruments List

Manufacturer	Device	Type	Serial number	Date of last calibration	Date of next calibration
SPEAG	Dosimetric E-Field Probe	EX3DV4	3801	Jun.26th,2018	Jun.25th,2019
SPEAG	System Validation Dipole	D1900V2	5d173	Apr.25th,2019	Apr.24th,2020
		D2450V2	727	Apr.24th,2018	Apr.23rd,2019
		D5GHzV2	1040	Jun.28th,2019	Jun.27th,2020
SPEAG	Data acquisition Electronics	DAE4	914	Dec.11th,2018	De.10th,2019
SPEAG	Software	DASY 52 V52.10.1	N/A	Calibration not required	Calibration not required
SPEAG	Phantom	SAM	N/A	Calibration not required	Calibration not required
Network Analyzer	Agilent	E5071C	MY46107530	Feb.23th,2019	Feb.22th,2020
Agilent	Dielectric Probe Kit	85070E	MY44300677	Calibration not required	Calibration not required
Agilent	Dual-directional coupler	772D	MY46151242	Jul.04th,2018	Jul.03rd,2019
		778D	MY48220468	Jul.05th,2018	Jul.04th,2019
R&S	RF Signal Generator	SMB 100A	175936	Dec.18th,2018	Dec.17th,2019
Agilent	Power Meter	E4417A	1326001	Aug.09th,2018	Aug.08th,2019
Agilent	Power Sensor	E9301H	1315048	Aug.09th,2018	Aug.08th,2019
			1315049	Aug.09th,2018	Aug.08th,2019
TECPEL	Digital thermometer	DTM-303A	TP131515	Jul.17th,2018	Jul.16th,2019
Anritsu	Radio Communication Test	MT8820C	6201061049	Dec.27th,2018	Dec.26th,2019

Unless otherwise stated the results shown in this test report refer only to the sample(s) tested and such sample(s) are retained for 90 days only.

除非另有說明，此報告結果僅對測試之樣品負責，同時此樣品僅保留90天。本報告未經本公司書面許可，不可部份複製。

This document is issued by the Company subject to its General Conditions of Service printed overleaf, available on request or accessible at [www.sgs.com/terms\\_and\\_conditions.htm](http://www.sgs.com/terms_and_conditions.htm) and for electronic format documents, subject to Terms and Conditions for Electronic Documents at [www.sgs.com/terms\\_e-document.htm](http://www.sgs.com/terms_e-document.htm). Attention is drawn to the limitation of liability, indemnification and jurisdiction issues defined therein. Any holder of this document is advised that information contained hereon reflects the Company's findings at the time of its intervention only and within the limits of Client's instructions, if any. The Company's sole responsibility is to its Client and this document does not exonerate parties to a transaction from exercising all their rights and obligations under the transaction documents. This document cannot be reproduced except in full, without prior written approval of the Company. Any unauthorized alteration, forgery or falsification of the content or appearance of this document is unlawful and offenders may be prosecuted to the fullest extent of the law.

## 5. Measurements

Date: Apr. 6th, 2019

### GSM 1900\_Head\_Re Cheek\_CH 810

Communication System: GSM; Frequency: 1909.8 MHz; Duty Cycle: 1:8.30042  
Medium parameters used:  $f = 1910$  MHz;  $\sigma = 1.418$  S/m;  $\epsilon_r = 40.468$ ;  $\rho = 1000$  kg/m<sup>3</sup>  
Phantom section: Right Section  
Ambient temperature: 22.2°C; Liquid temperature: 21.8°C

#### DASY5 Configuration:

- Probe: EX3DV4 - SN3801; ConvF(7.78, 7.78, 7.78); Calibrated: 2018/6/26
- Sensor-Surface: 2mm (Mechanical Surface Detection)
- Electronics: DAE4 Sn914; Calibrated: 2018/12/11
- Phantom: SAM
- DASY52 52.10.1(1476); SEMCAD X 14.6.11(7439)

**Area Scan (71x121x1):** Interpolated grid: dx=15 mm, dy=15 mm

Maximum value of SAR (interpolated) = 0.0570 W/kg

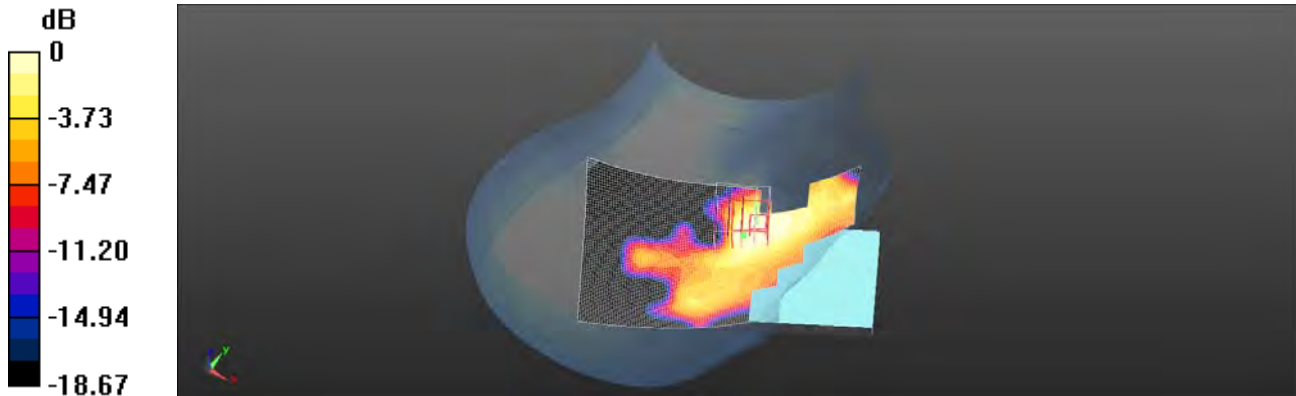
**Zoom Scan (5x5x7)/Cube 0:** Measurement grid: dx=8mm, dy=8mm, dz=5mm

Reference Value = 2.139 V/m; Power Drift = -0.02 dB

Peak SAR (extrapolated) = 0.0660 W/kg

**SAR(1 g) = 0.041 W/kg; SAR(10 g) = 0.024 W/kg**

Maximum value of SAR (measured) = 0.0520 W/kg



0 dB = 0.0520 W/kg = -12.84 dBW/kg

Unless otherwise stated the results shown in this test report refer only to the sample(s) tested and such sample(s) are retained for 90 days only.

除非另有說明，此報告結果僅對測試之樣品負責，同時此樣品僅保留90天。本報告未經本公司書面許可，不可部份複製。

This document is issued by the Company subject to its General Conditions of Service printed overleaf, available on request or accessible at [www.sgs.com/terms\\_and\\_conditions.htm](http://www.sgs.com/terms_and_conditions.htm) and for electronic format documents, subject to Terms and Conditions for Electronic Documents at [www.sgs.com/terms\\_e-document.htm](http://www.sgs.com/terms_e-document.htm). Attention is drawn to the limitation of liability, indemnification and jurisdiction issues defined therein. Any holder of this document is advised that information contained hereon reflects the Company's findings at the time of its intervention only and within the limits of Client's instructions, if any. The Company's sole responsibility is to its Client and this document does not exonerate parties to a transaction from exercising all their rights and obligations under the transaction documents. This document cannot be reproduced except in full, without prior written approval of the Company. Any unauthorized alteration, forgery or falsification of the content or appearance of this document is unlawful and offenders may be prosecuted to the fullest extent of the law.

Date: Apr. 11th, 2019

**GSM 1900\_Body-worn\_Front side\_CH 810\_10mm**

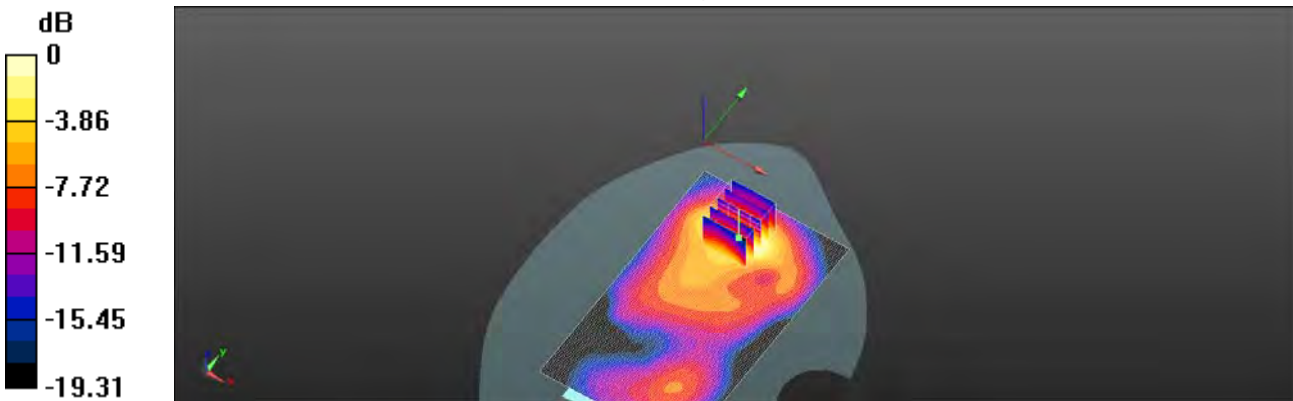
Communication System: GSM; Frequency: 1909.8 MHz; Duty Cycle: 1:8.30042  
Medium parameters used:  $f = 1910$  MHz;  $\sigma = 1.504$  S/m;  $\epsilon_r = 51.749$ ;  $\rho = 1000$  kg/m<sup>3</sup>  
Phantom section: Flat Section  
Ambient temperature: 22.1°C; Liquid temperature: 21.4°C

DASY5 Configuration:

- Probe: EX3DV4 - SN3801; ConvF(7.37, 7.37, 7.37); Calibrated: 2018/6/26
- Sensor-Surface: 2mm (Mechanical Surface Detection)
- Electronics: DAE4 Sn914; Calibrated: 2018/12/11
- Phantom: SAM
- DASY52 52.10.1(1476); SEMCAD X 14.6.11(7439)

**Area Scan (71x121x1):** Interpolated grid: dx=15 mm, dy=15 mm  
Maximum value of SAR (interpolated) = 0.390 W/kg

**Zoom Scan (5x5x7)/Cube 0:** Measurement grid: dx=8mm, dy=8mm, dz=5mm  
Reference Value = 4.351 V/m; Power Drift = -0.03 dB  
Peak SAR (extrapolated) = 0.478 W/kg  
**SAR(1 g) = 0.280 W/kg; SAR(10 g) = 0.155 W/kg**  
Maximum value of SAR (measured) = 0.388 W/kg



0 dB = 0.388 W/kg = -4.11 dBW/kg

Unless otherwise stated the results shown in this test report refer only to the sample(s) tested and such sample(s) are retained for 90 days only.  
除非另有說明，此報告結果僅對測試之樣品負責，同時此樣品僅保留90天。本報告未經本公司書面許可，不可部份複製。

This document is issued by the Company subject to its General Conditions of Service printed overleaf, available on request or accessible at [www.sgs.com/terms\\_and\\_conditions.htm](http://www.sgs.com/terms_and_conditions.htm) and for electronic format documents, subject to Terms and Conditions for Electronic Documents at [www.sgs.com/terms\\_e-document.htm](http://www.sgs.com/terms_e-document.htm). Attention is drawn to the limitation of liability, indemnification and jurisdiction issues defined therein. Any holder of this document is advised that information contained hereon reflects the Company's findings at the time of its intervention only and within the limits of Client's instructions, if any. The Company's sole responsibility is to its Client and this document does not exonerate parties to a transaction from exercising all their rights and obligations under the transaction documents. This document cannot be reproduced except in full, without prior written approval of the Company. Any unauthorized alteration, forgery or falsification of the content or appearance of this document is unlawful and offenders may be prosecuted to the fullest extent of the law.

Date: Apr. 11th, 2019

**GPRS 1900\_Hotspot\_Bottom side\_CH 810\_10mm**

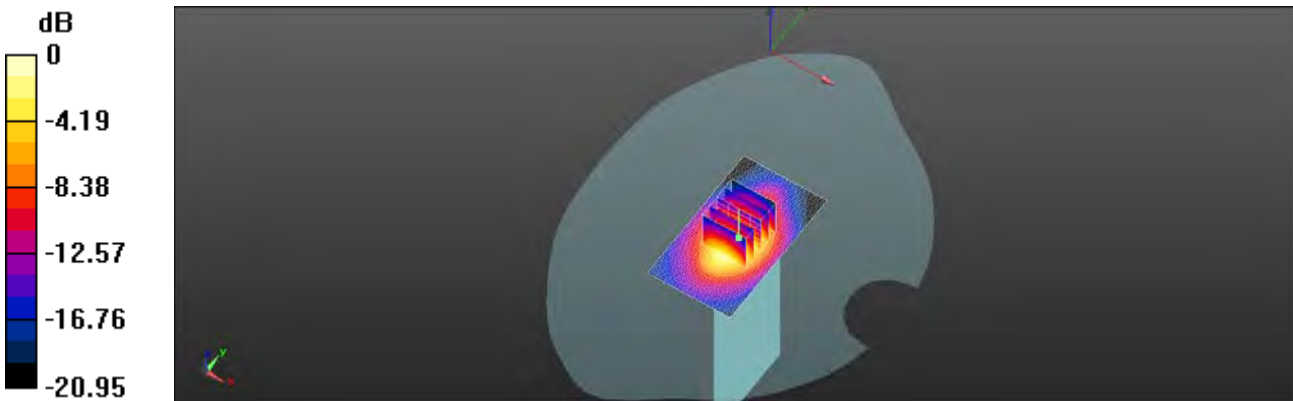
Communication System: GPRS (1Dn4Up); Frequency: 1909.8 MHz; Duty Cycle: 1:1.99986  
Medium parameters used:  $f = 1910$  MHz;  $\sigma = 1.504$  S/m;  $\epsilon_r = 51.749$ ;  $\rho = 1000$  kg/m<sup>3</sup>  
Phantom section: Flat Section  
Ambient temperature: 22.1°C; Liquid temperature: 21.4°C

DASY5 Configuration:

- Probe: EX3DV4 - SN3801; ConvF(7.37, 7.37, 7.37); Calibrated: 2018/6/26
- Sensor-Surface: 2mm (Mechanical Surface Detection)
- Electronics: DAE4 Sn914; Calibrated: 2018/12/11
- Phantom: SAM
- DASY52 52.10.1(1476); SEMCAD X 14.6.11(7439)

**Area Scan (41x71x1):** Interpolated grid: dx=15 mm, dy=15 mm  
Maximum value of SAR (interpolated) = 1.05 W/kg

**Zoom Scan (5x5x7)/Cube 0:** Measurement grid: dx=8mm, dy=8mm, dz=5mm  
Reference Value = 21.20 V/m; Power Drift = -0.03 dB  
Peak SAR (extrapolated) = 1.19 W/kg  
**SAR(1 g) = 0.677 W/kg; SAR(10 g) = 0.354 W/kg**  
Maximum value of SAR (measured) = 0.946 W/kg



0 dB = 0.946 W/kg = -0.24 dBW/kg

Unless otherwise stated the results shown in this test report refer only to the sample(s) tested and such sample(s) are retained for 90 days only.  
除非另有說明，此報告結果僅對測試之樣品負責，同時此樣品僅保留90天。本報告未經本公司書面許可，不可部份複製。

This document is issued by the Company subject to its General Conditions of Service printed overleaf, available on request or accessible at [www.sgs.com/terms\\_and\\_conditions.htm](http://www.sgs.com/terms_and_conditions.htm) and for electronic format documents, subject to Terms and Conditions for Electronic Documents at [www.sgs.com/terms\\_e-document.htm](http://www.sgs.com/terms_e-document.htm). Attention is drawn to the limitation of liability, indemnification and jurisdiction issues defined therein. Any holder of this document is advised that information contained hereon reflects the Company's findings at the time of its intervention only and within the limits of Client's instructions, if any. The Company's sole responsibility is to its Client and this document does not exonerate parties to a transaction from exercising all their rights and obligations under the transaction documents. This document cannot be reproduced except in full, without prior written approval of the Company. Any unauthorized alteration, forgery or falsification of the content or appearance of this document is unlawful and offenders may be prosecuted to the fullest extent of the law.

Date: Apr. 6th, 2019

### WCDMA Band II\_Head\_Re Cheek\_CH 9400

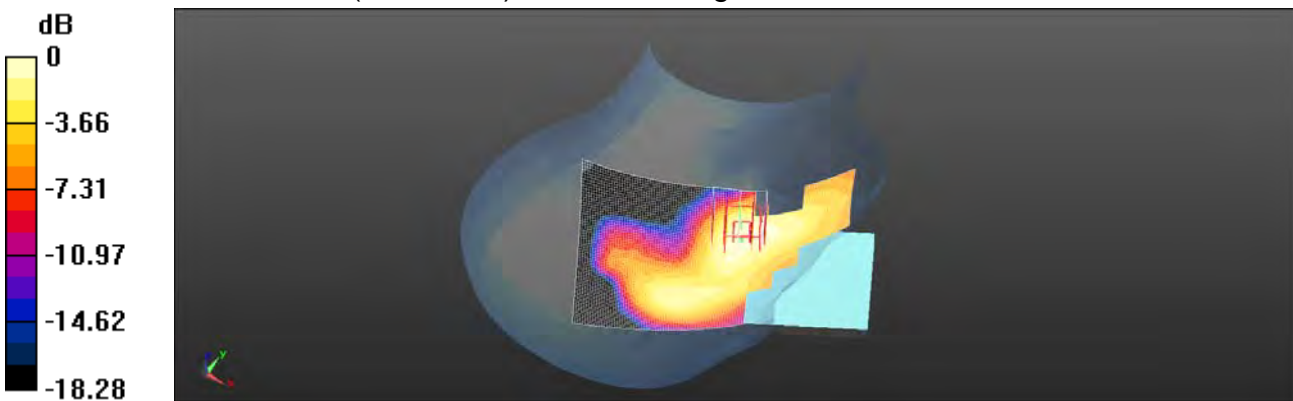
Communication System: WCDMA; Frequency: 1880 MHz; Duty Cycle: 1:1  
Medium parameters used:  $f = 1880$  MHz;  $\sigma = 1.415$  S/m;  $\epsilon_r = 40.492$ ;  $\rho = 1000$  kg/m<sup>3</sup>  
Phantom section: Right Section  
Ambient temperature: 22.2°C; Liquid temperature: 21.8°C

#### DASY5 Configuration:

- Probe: EX3DV4 - SN3801; ConvF(7.78, 7.78, 7.78); Calibrated: 2018/6/26
- Sensor-Surface: 2mm (Mechanical Surface Detection)
- Electronics: DAE4 Sn914; Calibrated: 2018/12/11
- Phantom: SAM
- DASY52 52.10.1(1476); SEMCAD X 14.6.11(7439)

**Area Scan (71x121x1):** Interpolated grid: dx=15 mm, dy=15 mm  
Maximum value of SAR (interpolated) = 0.0912 W/kg

**Zoom Scan (5x5x7)/Cube 0:** Measurement grid: dx=8mm, dy=8mm, dz=5mm  
Reference Value = 3.404 V/m; Power Drift = 0.08 dB  
Peak SAR (extrapolated) = 0.112 W/kg  
**SAR(1 g) = 0.073 W/kg; SAR(10 g) = 0.047 W/kg**  
Maximum value of SAR (measured) = 0.0909 W/kg



0 dB = 0.0909 W/kg = -10.41 dBW/kg

Unless otherwise stated the results shown in this test report refer only to the sample(s) tested and such sample(s) are retained for 90 days only.  
除非另有說明，此報告結果僅對測試之樣品負責，同時此樣品僅保留90天。本報告未經本公司書面許可，不可部份複製。

This document is issued by the Company subject to its General Conditions of Service printed overleaf, available on request or accessible at [www.sgs.com/terms\\_and\\_conditions.htm](http://www.sgs.com/terms_and_conditions.htm) and for electronic format documents, subject to Terms and Conditions for Electronic Documents at [www.sgs.com/terms\\_e-document.htm](http://www.sgs.com/terms_e-document.htm). Attention is drawn to the limitation of liability, indemnification and jurisdiction issues defined therein. Any holder of this document is advised that information contained hereon reflects the Company's findings at the time of its intervention only and within the limits of Client's instructions, if any. The Company's sole responsibility is to its Client and this document does not exonerate parties to a transaction from exercising all their rights and obligations under the transaction documents. This document cannot be reproduced except in full, without prior written approval of the Company. Any unauthorized alteration, forgery or falsification of the content or appearance of this document is unlawful and offenders may be prosecuted to the fullest extent of the law.



Date: Apr. 11th, 2019

**WCDMA Band II\_Hotspot\_Bottom side\_CH 9262\_10mm**

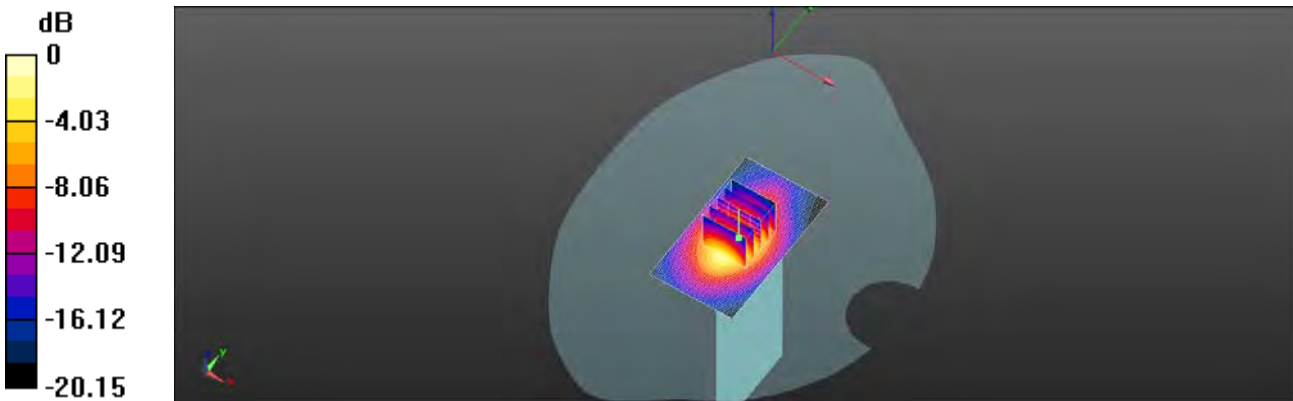
Communication System: WCDMA; Frequency: 1850.2 MHz; Duty Cycle: 1:1  
Medium parameters used:  $f = 1850.2 \text{ MHz}$ ;  $\sigma = 1.496 \text{ S/m}$ ;  $\epsilon_r = 51.736$ ;  $\rho = 1000 \text{ kg/m}^3$   
Phantom section: Flat Section  
Ambient temperature:  $22.1^\circ\text{C}$ ; Liquid temperature:  $21.4^\circ\text{C}$

DASY5 Configuration:

- Probe: EX3DV4 - SN3801; ConvF(7.37, 7.37, 7.37); Calibrated: 2018/6/26
- Sensor-Surface: 2mm (Mechanical Surface Detection)
- Electronics: DAE4 Sn914; Calibrated: 2018/12/11
- Phantom: SAM
- DASY52 52.10.1(1476); SEMCAD X 14.6.11(7439)

**Area Scan (41x71x1):** Interpolated grid:  $dx=15 \text{ mm}$ ,  $dy=15 \text{ mm}$   
Maximum value of SAR (interpolated) = 2.07 W/kg

**Zoom Scan (5x5x7)/Cube 0:** Measurement grid:  $dx=8\text{mm}$ ,  $dy=8\text{mm}$ ,  $dz=5\text{mm}$   
Reference Value = 28.47 V/m; Power Drift = -0.03 dB  
Peak SAR (extrapolated) = 2.40 W/kg  
**SAR(1 g) = 1.33 W/kg; SAR(10 g) = 0.726 W/kg**  
Maximum value of SAR (measured) = 1.91 W/kg



0 dB = 1.91 W/kg = 2.82 dBW/kg

Unless otherwise stated the results shown in this test report refer only to the sample(s) tested and such sample(s) are retained for 90 days only.  
除非另有說明，此報告結果僅對測試之樣品負責，同時此樣品僅保留90天。本報告未經本公司書面許可，不可部份複製。

This document is issued by the Company subject to its General Conditions of Service printed overleaf, available on request or accessible at [www.sgs.com/terms\\_and\\_conditions.htm](http://www.sgs.com/terms_and_conditions.htm) and for electronic format documents, subject to Terms and Conditions for Electronic Documents at [www.sgs.com/terms\\_e-document.htm](http://www.sgs.com/terms_e-document.htm). Attention is drawn to the limitation of liability, indemnification and jurisdiction issues defined therein. Any holder of this document is advised that information contained hereon reflects the Company's findings at the time of its intervention only and within the limits of Client's instructions, if any. The Company's sole responsibility is to its Client and this document does not exonerate parties to a transaction from exercising all their rights and obligations under the transaction documents. This document cannot be reproduced except in full, without prior written approval of the Company. Any unauthorized alteration, forgery or falsification of the content or appearance of this document is unlawful and offenders may be prosecuted to the fullest extent of the law.

Date: Apr. 6th, 2019

**LTE Band 2 (20MHz)\_Head\_Re Cheek\_CH 19100\_QPSK\_1-50**

Communication System: LTE; Frequency: 1900 MHz; Duty Cycle: 1:1

Medium parameters used:  $f = 1900$  MHz;  $\sigma = 1.417$  S/m;  $\epsilon_r = 40.476$ ;  $\rho = 1000$  kg/m<sup>3</sup>

Phantom section: Right Section

Ambient temperature: 22.2°C; Liquid temperature: 21.8°C

DASY5 Configuration:

- Probe: EX3DV4 - SN3801; ConvF(7.78, 7.78, 7.78); Calibrated: 2018/6/26
- Sensor-Surface: 2mm (Mechanical Surface Detection)
- Electronics: DAE4 Sn914; Calibrated: 2018/12/11
- Phantom: SAM
- DASY52 52.10.1(1476); SEMCAD X 14.6.11(7439)

**Area Scan (71x121x1):** Interpolated grid: dx=15 mm, dy=15 mm

Maximum value of SAR (interpolated) = 0.128 W/kg

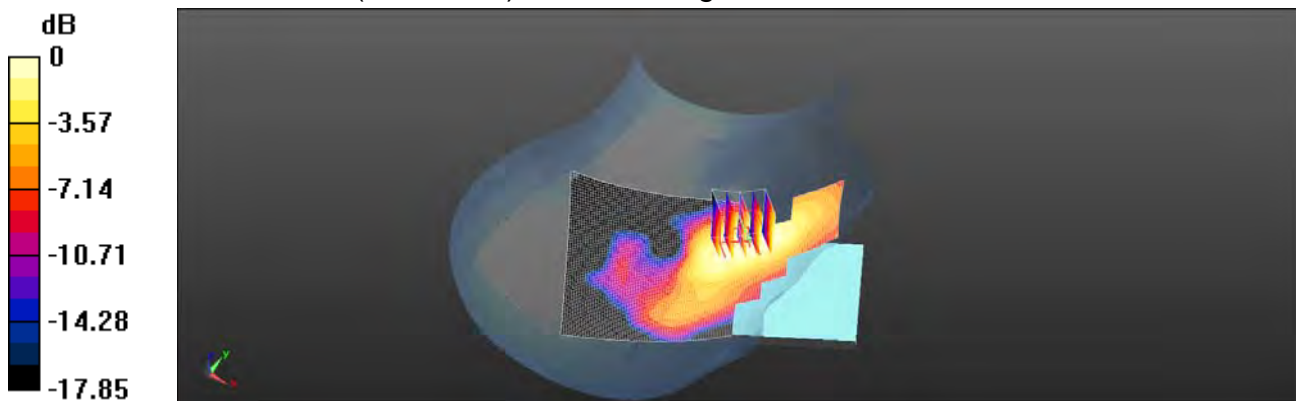
**Zoom Scan (5x5x7)/Cube 0:** Measurement grid: dx=8mm, dy=8mm, dz=5mm

Reference Value = 2.081 V/m; Power Drift = 0.06 dB

Peak SAR (extrapolated) = 0.149 W/kg

**SAR(1 g) = 0.094 W/kg; SAR(10 g) = 0.057 W/kg**

Maximum value of SAR (measured) = 0.121 W/kg



0 dB = 0.121 W/kg = -9.18 dBW/kg

Unless otherwise stated the results shown in this test report refer only to the sample(s) tested and such sample(s) are retained for 90 days only.

除非另有說明，此報告結果僅對測試之樣品負責，同時此樣品僅保留90天。本報告未經本公司書面許可，不可部份複製。

This document is issued by the Company subject to its General Conditions of Service printed overleaf, available on request or accessible at [www.sgs.com/terms\\_and\\_conditions.htm](http://www.sgs.com/terms_and_conditions.htm) and for electronic format documents, subject to Terms and Conditions for Electronic Documents at [www.sgs.com/terms\\_e-document.htm](http://www.sgs.com/terms_e-document.htm). Attention is drawn to the limitation of liability, indemnification and jurisdiction issues defined therein. Any holder of this document is advised that information contained hereon reflects the Company's findings at the time of its intervention only and within the limits of Client's instructions, if any. The Company's sole responsibility is to its Client and this document does not exonerate parties to a transaction from exercising all their rights and obligations under the transaction documents. This document cannot be reproduced except in full, without prior written approval of the Company. Any unauthorized alteration, forgery or falsification of the content or appearance of this document is unlawful and offenders may be prosecuted to the fullest extent of the law.

Date: Apr. 11th, 2019

**LTE Band 2 (20MHz)\_Hotspot\_Bottom side\_CH 18700\_QPSK\_1-99\_10mm**

Communication System: LTE; Frequency: 1860 MHz; Duty Cycle: 1:1

Medium parameters used:  $f = 1860$  MHz;  $\sigma = 1.501$  S/m;  $\epsilon_r = 51.733$ ;  $\rho = 1000$  kg/m<sup>3</sup>

Phantom section: Flat Section

Ambient temperature: 22.1°C; Liquid temperature: 21.4°C

DASY5 Configuration:

- Probe: EX3DV4 - SN3801; ConvF(7.37, 7.37, 7.37); Calibrated: 2018/6/26
- Sensor-Surface: 2mm (Mechanical Surface Detection)
- Electronics: DAE4 Sn914; Calibrated: 2018/12/11
- Phantom: SAM
- DASY52 52.10.1(1476); SEMCAD X 14.6.11(7439)

**Area Scan (41x71x1):** Interpolated grid: dx=15 mm, dy=15 mm

Maximum value of SAR (interpolated) = 1.63 W/kg

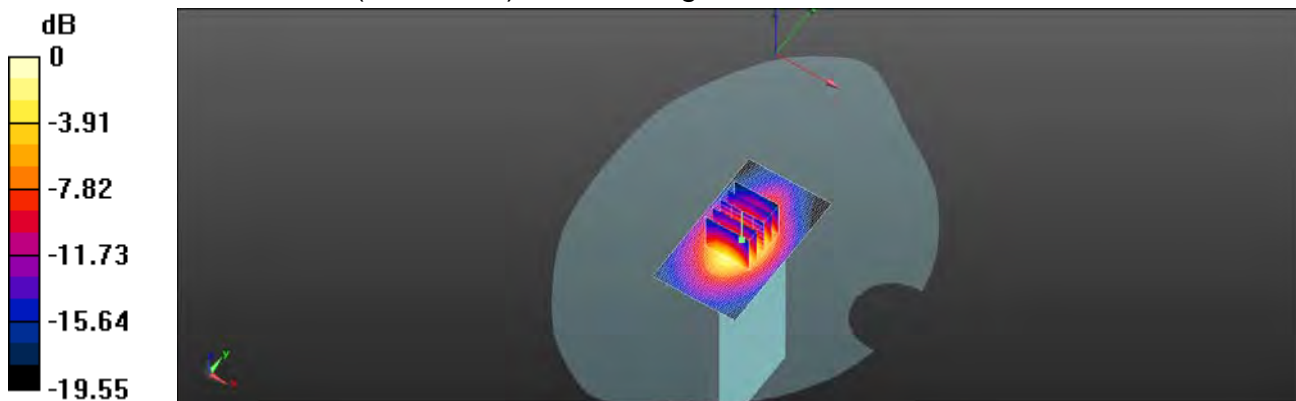
**Zoom Scan (5x5x7)/Cube 0:** Measurement grid: dx=8mm, dy=8mm, dz=5mm

Reference Value = 25.86 V/m; Power Drift = -0.04 dB

Peak SAR (extrapolated) = 1.85 W/kg

**SAR(1 g) = 1.06 W/kg; SAR(10 g) = 0.563 W/kg**

Maximum value of SAR (measured) = 1.49 W/kg



0 dB = 1.49 W/kg = 1.72 dBW/kg

Unless otherwise stated the results shown in this test report refer only to the sample(s) tested and such sample(s) are retained for 90 days only.

除非另有說明，此報告結果僅對測試之樣品負責，同時此樣品僅保留90天。本報告未經本公司書面許可，不可部份複製。

This document is issued by the Company subject to its General Conditions of Service printed overleaf, available on request or accessible at [www.sgs.com/terms\\_and\\_conditions.htm](http://www.sgs.com/terms_and_conditions.htm) and for electronic format documents, subject to Terms and Conditions for Electronic Documents at [www.sgs.com/terms\\_e-document.htm](http://www.sgs.com/terms_e-document.htm). Attention is drawn to the limitation of liability, indemnification and jurisdiction issues defined therein. Any holder of this document is advised that information contained hereon reflects the Company's findings at the time of its intervention only and within the limits of Client's instructions, if any. The Company's sole responsibility is to its Client and this document does not exonerate parties to a transaction from exercising all their rights and obligations under the transaction documents. This document cannot be reproduced except in full, without prior written approval of the Company. Any unauthorized alteration, forgery or falsification of the content or appearance of this document is unlawful and offenders may be prosecuted to the fullest extent of the law.

Date: Apr. 7th, 2019

### WLAN 802.11b\_Head\_Le Cheek\_CH 11


Communication System: WLAN 2.45G; Frequency: 2462 MHz; Duty Cycle: 1:1  
Medium parameters used:  $f = 2462$  MHz;  $\sigma = 1.853$  S/m;  $\epsilon_r = 40.145$ ;  $\rho = 1000$  kg/m<sup>3</sup>  
Phantom section: Left Section  
Ambient temperature: 22.1°C; Liquid temperature: 21.2°C

#### DASY5 Configuration:

- Probe: EX3DV4 - SN3801; ConvF(7.08, 7.08, 7.08); Calibrated: 2018/6/26
- Sensor-Surface: 2mm (Mechanical Surface Detection)
- Electronics: DAE4 Sn914; Calibrated: 2018/12/11
- Phantom: SAM
- DASY52 52.10.1(1476); SEMCAD X 14.6.11(7439)

**Area Scan (91x151x1):** Interpolated grid: dx=12 mm, dy=12 mm  
Maximum value of SAR (interpolated) = 0.689 W/kg

**Zoom Scan (7x7x7)/Cube 0:** Measurement grid: dx=5mm, dy=5mm, dz=5mm  
Reference Value = 9.339 V/m; Power Drift = 0.05 dB  
Peak SAR (extrapolated) = 1.03 W/kg  
**SAR(1 g) = 0.463 W/kg; SAR(10 g) = 0.208 W/kg**  
Maximum value of SAR (measured) = 0.737 W/kg



0 dB = 0.737 W/kg = -1.32 dBW/kg

Unless otherwise stated the results shown in this test report refer only to the sample(s) tested and such sample(s) are retained for 90 days only.  
除非另有說明，此報告結果僅對測試之樣品負責，同時此樣品僅保留90天。本報告未經本公司書面許可，不可部份複製。

This document is issued by the Company subject to its General Conditions of Service printed overleaf, available on request or accessible at [www.sgs.com/terms\\_and\\_conditions.htm](http://www.sgs.com/terms_and_conditions.htm) and for electronic format documents, subject to Terms and Conditions for Electronic Documents at [www.sgs.com/terms\\_e-document.htm](http://www.sgs.com/terms_e-document.htm). Attention is drawn to the limitation of liability, indemnification and jurisdiction issues defined therein. Any holder of this document is advised that information contained hereon reflects the Company's findings at the time of its intervention only and within the limits of Client's instructions, if any. The Company's sole responsibility is to its Client and this document does not exonerate parties to a transaction from exercising all their rights and obligations under the transaction documents. This document cannot be reproduced except in full, without prior written approval of the Company. Any unauthorized alteration, forgery or falsification of the content or appearance of this document is unlawful and offenders may be prosecuted to the fullest extent of the law.

Date: Apr. 12th, 2019

### WLAN 802.11b\_Hotspot\_Back side\_CH 11\_10mm

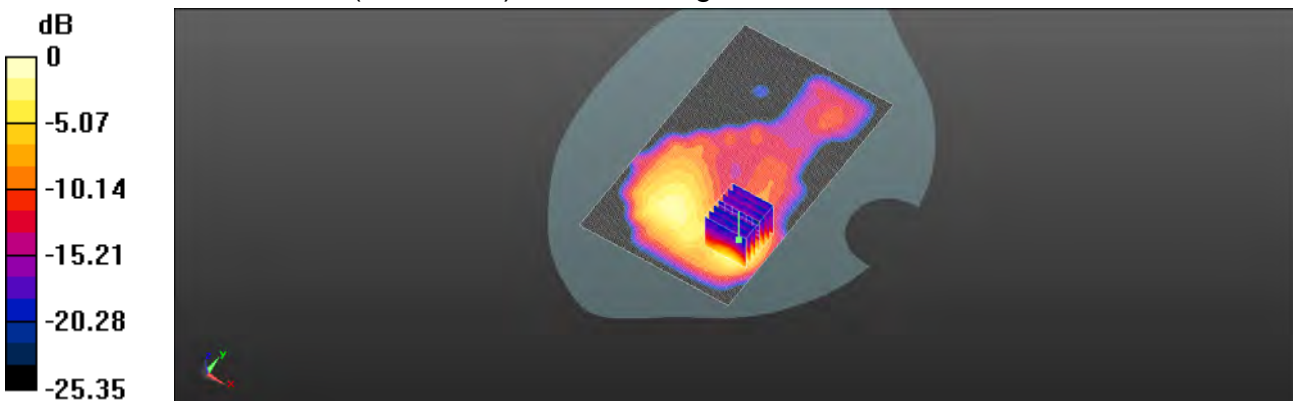
Communication System: WLAN 2.45G; Frequency: 2462 MHz; Duty Cycle: 1:1  
Medium parameters used:  $f = 2462$  MHz;  $\sigma = 1.913$  S/m;  $\epsilon_r = 51.104$ ;  $\rho = 1000$  kg/m<sup>3</sup>  
Phantom section: Flat Section  
Ambient temperature: 22.8°C; Liquid temperature: 21.8°C

#### DASY5 Configuration:

- Probe: EX3DV4 - SN3801; ConvF(7.19, 7.19, 7.19); Calibrated: 2018/6/26
- Sensor-Surface: 2mm (Mechanical Surface Detection)
- Electronics: DAE4 Sn914; Calibrated: 2018/12/11
- Phantom: SAM
- DASY52 52.10.1(1476); SEMCAD X 14.6.11(7439)

**Area Scan (91x151x1):** Interpolated grid: dx=12 mm, dy=12 mm  
Maximum value of SAR (interpolated) = 0.142 W/kg

**Zoom Scan (7x7x7)/Cube 0:** Measurement grid: dx=5mm, dy=5mm, dz=5mm  
Reference Value = 1.700 V/m; Power Drift = 0.03 dB  
Peak SAR (extrapolated) = 0.214 W/kg  
**SAR(1 g) = 0.095 W/kg; SAR(10 g) = 0.041 W/kg**  
Maximum value of SAR (measured) = 0.152 W/kg



0 dB = 0.152 W/kg = -8.18 dBW/kg

Unless otherwise stated the results shown in this test report refer only to the sample(s) tested and such sample(s) are retained for 90 days only.  
除非另有說明，此報告結果僅對測試之樣品負責，同時此樣品僅保留90天。本報告未經本公司書面許可，不可部份複製。

This document is issued by the Company subject to its General Conditions of Service printed overleaf, available on request or accessible at [www.sgs.com/terms\\_and\\_conditions.htm](http://www.sgs.com/terms_and_conditions.htm) and for electronic format documents, subject to Terms and Conditions for Electronic Documents at [www.sgs.com/terms\\_e-document.htm](http://www.sgs.com/terms_e-document.htm). Attention is drawn to the limitation of liability, indemnification and jurisdiction issues defined therein. Any holder of this document is advised that information contained hereon reflects the Company's findings at the time of its intervention only and within the limits of Client's instructions, if any. The Company's sole responsibility is to its Client and this document does not exonerate parties to a transaction from exercising all their rights and obligations under the transaction documents. This document cannot be reproduced except in full, without prior written approval of the Company. Any unauthorized alteration, forgery or falsification of the content or appearance of this document is unlawful and offenders may be prosecuted to the fullest extent of the law.

Date: Apr. 7th, 2019

### Bluetooth(GFSK)\_Head\_Le Cheek\_CH 39


Communication System: Bluetooth; Frequency: 2441 MHz; Duty Cycle: 1:1  
Medium parameters used:  $f = 2441$  MHz;  $\sigma = 1.832$  S/m;  $\epsilon_r = 40.138$ ;  $\rho = 1000$  kg/m<sup>3</sup>  
Phantom section: Left Section  
Ambient temperature: 22.1°C; Liquid temperature: 21.2°C

#### DASY5 Configuration:

- Probe: EX3DV4 - SN3801; ConvF(7.08, 7.08, 7.08); Calibrated: 2018/6/26
- Sensor-Surface: 2mm (Mechanical Surface Detection)
- Electronics: DAE4 Sn914; Calibrated: 2018/12/11
- Phantom: SAM
- DASY52 52.10.1(1476); SEMCAD X 14.6.11(7439)

**Area Scan (91x151x1):** Interpolated grid: dx=12 mm, dy=12 mm  
Maximum value of SAR (interpolated) = 0.107 W/kg

**Zoom Scan (7x7x7)/Cube 0:** Measurement grid: dx=5mm, dy=5mm, dz=5mm  
Reference Value = 2.574 V/m; Power Drift = 0.06 dB  
Peak SAR (extrapolated) = 0.0920 W/kg  
**SAR(1 g) = 0.042 W/kg; SAR(10 g) = 0.018 W/kg**  
Maximum value of SAR (measured) = 0.0675 W/kg



0 dB = 0.0675 W/kg = -11.71 dBW/kg

Unless otherwise stated the results shown in this test report refer only to the sample(s) tested and such sample(s) are retained for 90 days only.  
除非另有說明，此報告結果僅對測試之樣品負責，同時此樣品僅保留90天。本報告未經本公司書面許可，不可部份複製。

This document is issued by the Company subject to its General Conditions of Service printed overleaf, available on request or accessible at [www.sgs.com/terms\\_and\\_conditions.htm](http://www.sgs.com/terms_and_conditions.htm) and for electronic format documents, subject to Terms and Conditions for Electronic Documents at [www.sgs.com/terms\\_e-document.htm](http://www.sgs.com/terms_e-document.htm). Attention is drawn to the limitation of liability, indemnification and jurisdiction issues defined therein. Any holder of this document is advised that information contained hereon reflects the Company's findings at the time of its intervention only and within the limits of Client's instructions, if any. The Company's sole responsibility is to its Client and this document does not exonerate parties to a transaction from exercising all their rights and obligations under the transaction documents. This document cannot be reproduced except in full, without prior written approval of the Company. Any unauthorized alteration, forgery or falsification of the content or appearance of this document is unlawful and offenders may be prosecuted to the fullest extent of the law.

Date: Apr. 12th, 2019

**Bluetooth(GFSK)\_Body-worn\_Back side\_CH 39\_10mm**


Communication System: Bluetooth; Frequency: 2441 MHz; Duty Cycle: 1:1  
Medium parameters used:  $f = 2441$  MHz;  $\sigma = 1.887$  S/m;  $\epsilon_r = 51.12$ ;  $\rho = 1000$  kg/m<sup>3</sup>  
Phantom section: Flat Section  
Ambient temperature: 22.8°C; Liquid temperature: 21.8°C

DASY5 Configuration:

- Probe: EX3DV4 - SN3801; ConvF(7.19, 7.19, 7.19); Calibrated: 2018/6/26
- Sensor-Surface: 2mm (Mechanical Surface Detection)
- Electronics: DAE4 Sn914; Calibrated: 2018/12/11
- Phantom: SAM
- DASY52 52.10.1(1476); SEMCAD X 14.6.11(7439)

**Area Scan (91x151x1):** Interpolated grid: dx=12 mm, dy=12 mm  
Maximum value of SAR (interpolated) = 0.0120 W/kg

**Zoom Scan (7x7x7)/Cube 0:** Measurement grid: dx=5mm, dy=5mm, dz=5mm  
Reference Value = 0.8500 V/m; Power Drift = 0.07 dB  
Peak SAR (extrapolated) = 0.0230 W/kg  
**SAR(1 g) = 0.00471 W/kg; SAR(10 g) = 0.00153 W/kg**  
Maximum value of SAR (measured) = 0.00906 W/kg



0 dB = 0.00906 W/kg = -20.43 dBW/kg

Unless otherwise stated the results shown in this test report refer only to the sample(s) tested and such sample(s) are retained for 90 days only.  
除非另有說明，此報告結果僅對測試之樣品負責，同時此樣品僅保留90天。本報告未經本公司書面許可，不可部份複製。

This document is issued by the Company subject to its General Conditions of Service printed overleaf, available on request or accessible at [www.sgs.com/terms\\_and\\_conditions.htm](http://www.sgs.com/terms_and_conditions.htm) and for electronic format documents, subject to Terms and Conditions for Electronic Documents at [www.sgs.com/terms\\_e-document.htm](http://www.sgs.com/terms_e-document.htm). Attention is drawn to the limitation of liability, indemnification and jurisdiction issues defined therein. Any holder of this document is advised that information contained hereon reflects the Company's findings at the time of its intervention only and within the limits of Client's instructions, if any. The Company's sole responsibility is to its Client and this document does not exonerate parties to a transaction from exercising all their rights and obligations under the transaction documents. This document cannot be reproduced except in full, without prior written approval of the Company. Any unauthorized alteration, forgery or falsification of the content or appearance of this document is unlawful and offenders may be prosecuted to the fullest extent of the law.

Date: Apr. 8th, 2019

### WLAN 802.11n(40M) 5.2G\_Head\_Le Tilt\_CH 38


Communication System: WLAN 5G; Frequency: 5190 MHz; Duty Cycle: 1:1  
Medium parameters used:  $f = 5190$  MHz;  $\sigma = 4.608$  S/m;  $\epsilon_r = 35.09$ ;  $\rho = 1000$  kg/m<sup>3</sup>  
Phantom section: Left Section  
Ambient temperature: 22.1°C; Liquid temperature: 21.8°C

#### DASY5 Configuration:

- Probe: EX3DV4 - SN3801; ConvF(4.93, 4.93, 4.93); Calibrated: 2018/6/26
- Sensor-Surface: 2mm (Mechanical Surface Detection)
- Electronics: DAE4 Sn914; Calibrated: 2018/12/11
- Phantom: SAM
- DASY52 52.10.1(1476); SEMCAD X 14.6.11(7439)

**Area Scan (111x181x1):** Interpolated grid: dx=10 mm, dy=10 mm  
Maximum value of SAR (interpolated) = 0.597 W/kg

**Zoom Scan (7x7x12)/Cube 0:** Measurement grid: dx=4mm, dy=4mm, dz=2mm  
Reference Value = 2.027 V/m; Power Drift = 0.01 dB  
Peak SAR (extrapolated) = 0.999 W/kg  
**SAR(1 g) = 0.227 W/kg; SAR(10 g) = 0.062 W/kg**  
Maximum value of SAR (measured) = 0.480 W/kg



0 dB = 0.480 W/kg = -3.19 dBW/kg

Unless otherwise stated the results shown in this test report refer only to the sample(s) tested and such sample(s) are retained for 90 days only.  
除非另有說明，此報告結果僅對測試之樣品負責，同時此樣品僅保留90天。本報告未經本公司書面許可，不可部份複製。

This document is issued by the Company subject to its General Conditions of Service printed overleaf, available on request or accessible at [www.sgs.com/terms\\_and\\_conditions.htm](http://www.sgs.com/terms_and_conditions.htm) and for electronic format documents, subject to Terms and Conditions for Electronic Documents at [www.sgs.com/terms\\_e-document.htm](http://www.sgs.com/terms_e-document.htm). Attention is drawn to the limitation of liability, indemnification and jurisdiction issues defined therein. Any holder of this document is advised that information contained hereon reflects the Company's findings at the time of its intervention only and within the limits of Client's instructions, if any. The Company's sole responsibility is to its Client and this document does not exonerate parties to a transaction from exercising all their rights and obligations under the transaction documents. This document cannot be reproduced except in full, without prior written approval of the Company. Any unauthorized alteration, forgery or falsification of the content or appearance of this document is unlawful and offenders may be prosecuted to the fullest extent of the law.



Date: Apr. 13th, 2019

**WLAN 802.11n(40M) 5.2G\_Body-worn\_Front side\_CH 38\_10mm**


Communication System: WLAN 5G; Frequency: 5190 MHz; Duty Cycle: 1:1  
Medium parameters used:  $f = 5190 \text{ MHz}$ ;  $\sigma = 5.252 \text{ S/m}$ ;  $\epsilon_r = 50.469$ ;  $\rho = 1000 \text{ kg/m}^3$   
Phantom section: Flat Section  
Ambient temperature:  $22.1^\circ\text{C}$ ; Liquid temperature:  $21.5^\circ\text{C}$

DASY5 Configuration:

- Probe: EX3DV4 - SN3801; ConvF(4.23, 4.23, 4.23); Calibrated: 2018/6/26
- Sensor-Surface: 2mm (Mechanical Surface Detection)
- Electronics: DAE4 Sn914; Calibrated: 2018/12/11
- Phantom: SAM
- DASY52 52.10.1(1476); SEMCAD X 14.6.11(7439)

**Area Scan (111x181x1):** Interpolated grid:  $dx=10 \text{ mm}$ ,  $dy=10 \text{ mm}$   
Maximum value of SAR (interpolated) =  $0.0894 \text{ W/kg}$

**Zoom Scan (7x7x12)/Cube 0:** Measurement grid:  $dx=4\text{mm}$ ,  $dy=4\text{mm}$ ,  $dz=2\text{mm}$   
Reference Value =  $0.7590 \text{ V/m}$ ; Power Drift =  $0.05 \text{ dB}$   
Peak SAR (extrapolated) =  $0.219 \text{ W/kg}$   
**SAR(1 g) =  $0.022 \text{ W/kg}$ ; SAR(10 g) =  $0.00813 \text{ W/kg}$**   
Maximum value of SAR (measured) =  $0.0565 \text{ W/kg}$



0 dB =  $0.0565 \text{ W/kg} = -12.48 \text{ dBW/kg}$

Unless otherwise stated the results shown in this test report refer only to the sample(s) tested and such sample(s) are retained for 90 days only.  
除非另有說明，此報告結果僅對測試之樣品負責，同時此樣品僅保留90天。本報告未經本公司書面許可，不可部份複製。

This document is issued by the Company subject to its General Conditions of Service printed overleaf, available on request or accessible at [www.sgs.com/terms\\_and\\_conditions.htm](http://www.sgs.com/terms_and_conditions.htm) and for electronic format documents, subject to Terms and Conditions for Electronic Documents at [www.sgs.com/terms\\_e-document.htm](http://www.sgs.com/terms_e-document.htm). Attention is drawn to the limitation of liability, indemnification and jurisdiction issues defined therein. Any holder of this document is advised that information contained hereon reflects the Company's findings at the time of its intervention only and within the limits of Client's instructions, if any. The Company's sole responsibility is to its Client and this document does not exonerate parties to a transaction from exercising all their rights and obligations under the transaction documents. This document cannot be reproduced except in full, without prior written approval of the Company. Any unauthorized alteration, forgery or falsification of the content or appearance of this document is unlawful and offenders may be prosecuted to the fullest extent of the law.

Date: Apr. 9th, 2019

**WLAN 802.11n(40M) 5.3G\_Head\_Le Tilt\_CH 62**


Communication System: WLAN 5G; Frequency: 5310 MHz; Duty Cycle: 1:1  
Medium parameters used:  $f = 5310$  MHz;  $\sigma = 4.674$  S/m;  $\epsilon_r = 34.981$ ;  $\rho = 1000$  kg/m<sup>3</sup>  
Phantom section: Left Section  
Ambient temperature: 22.1°C; Liquid temperature: 21.3°C

DASY5 Configuration:

- Probe: EX3DV4 - SN3801; ConvF(4.7, 4.7, 4.7); Calibrated: 2018/6/26
- Sensor-Surface: 2mm (Mechanical Surface Detection)
- Electronics: DAE4 Sn914; Calibrated: 2018/12/11
- Phantom: SAM
- DASY52 52.10.1(1476); SEMCAD X 14.6.11(7439)

**Area Scan (111x181x1):** Interpolated grid: dx=10 mm, dy=10 mm  
Maximum value of SAR (interpolated) = 0.574 W/kg

**Zoom Scan (7x7x12)/Cube 0:** Measurement grid: dx=4mm, dy=4mm, dz=2mm  
Reference Value = 1.547 V/m; Power Drift = -0.07 dB  
Peak SAR (extrapolated) = 0.942 W/kg  
**SAR(1 g) = 0.207 W/kg; SAR(10 g) = 0.056 W/kg**  
Maximum value of SAR (measured) = 0.427 W/kg



0 dB = 0.427 W/kg = -3.70 dBW/kg

Unless otherwise stated the results shown in this test report refer only to the sample(s) tested and such sample(s) are retained for 90 days only.  
除非另有說明，此報告結果僅對測試之樣品負責，同時此樣品僅保留90天。本報告未經本公司書面許可，不可部份複製。

This document is issued by the Company subject to its General Conditions of Service printed overleaf, available on request or accessible at [www.sgs.com/terms\\_and\\_conditions.htm](http://www.sgs.com/terms_and_conditions.htm) and for electronic format documents, subject to Terms and Conditions for Electronic Documents at [www.sgs.com/terms\\_e-document.htm](http://www.sgs.com/terms_e-document.htm). Attention is drawn to the limitation of liability, indemnification and jurisdiction issues defined therein. Any holder of this document is advised that information contained hereon reflects the Company's findings at the time of its intervention only and within the limits of Client's instructions, if any. The Company's sole responsibility is to its Client and this document does not exonerate parties to a transaction from exercising all their rights and obligations under the transaction documents. This document cannot be reproduced except in full, without prior written approval of the Company. Any unauthorized alteration, forgery or falsification of the content or appearance of this document is unlawful and offenders may be prosecuted to the fullest extent of the law.

Date: Apr. 14th, 2019

**WLAN 802.11n(40M) 5.3G\_Body-worn\_Front side\_CH 62\_10mm**

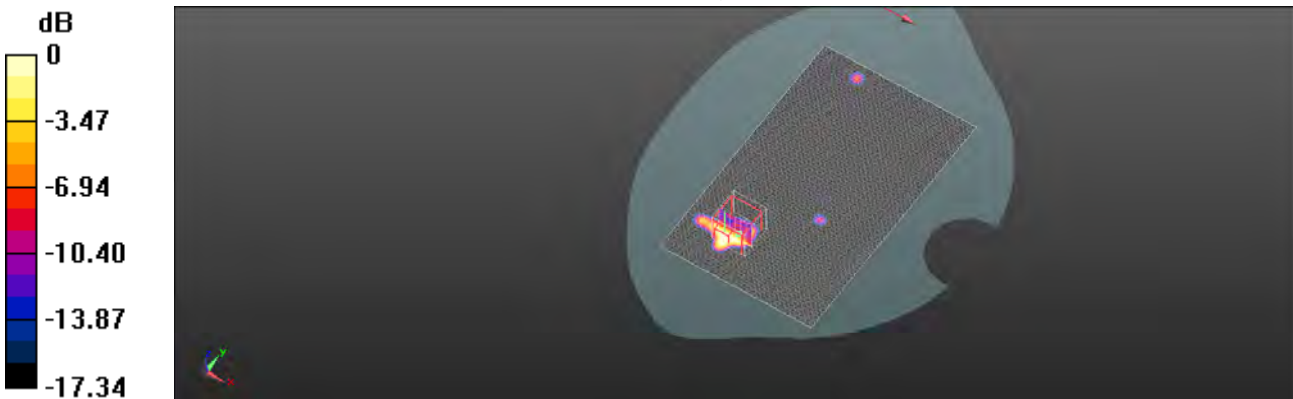
Communication System: WLAN 5G; Frequency: 5310 MHz; Duty Cycle: 1:1  
Medium parameters used:  $f = 5310$  MHz;  $\sigma = 5.601$  S/m;  $\epsilon_r = 48.797$ ;  $\rho = 1000$  kg/m<sup>3</sup>  
Phantom section: Flat Section  
Ambient temperature: 22.7°C; Liquid temperature: 21.8°C

DASY5 Configuration:

- Probe: EX3DV4 - SN3801; ConvF(4.09, 4.09, 4.09); Calibrated: 2018/6/26
- Sensor-Surface: 2mm (Mechanical Surface Detection)
- Electronics: DAE4 Sn914; Calibrated: 2018/12/11
- Phantom: SAM
- DASY52 52.10.1(1476); SEMCAD X 14.6.11(7439)

**Area Scan (111x181x1):** Interpolated grid: dx=10 mm, dy=10 mm  
Maximum value of SAR (interpolated) = 0.162 W/kg

**Zoom Scan (7x7x12)/Cube 0:** Measurement grid: dx=4mm, dy=4mm, dz=2mm  
Reference Value = 1.036 V/m; Power Drift = 0.01 dB  
Peak SAR (extrapolated) = 0.202 W/kg  
**SAR(1 g) = 0.023 W/kg; SAR(10 g) = 0.00799 W/kg**  
Maximum value of SAR (measured) = 0.0568 W/kg



0 dB = 0.0568 W/kg = -12.46 dBW/kg

Unless otherwise stated the results shown in this test report refer only to the sample(s) tested and such sample(s) are retained for 90 days only.  
除非另有說明，此報告結果僅對測試之樣品負責，同時此樣品僅保留90天。本報告未經本公司書面許可，不可部份複製。

This document is issued by the Company subject to its General Conditions of Service printed overleaf, available on request or accessible at [www.sgs.com/terms\\_and\\_conditions.htm](http://www.sgs.com/terms_and_conditions.htm) and for electronic format documents, subject to Terms and Conditions for Electronic Documents at [www.sgs.com/terms\\_e-document.htm](http://www.sgs.com/terms_e-document.htm). Attention is drawn to the limitation of liability, indemnification and jurisdiction issues defined therein. Any holder of this document is advised that information contained hereon reflects the Company's findings at the time of its intervention only and within the limits of Client's instructions, if any. The Company's sole responsibility is to its Client and this document does not exonerate parties to a transaction from exercising all their rights and obligations under the transaction documents. This document cannot be reproduced except in full, without prior written approval of the Company. Any unauthorized alteration, forgery or falsification of the content or appearance of this document is unlawful and offenders may be prosecuted to the fullest extent of the law.

Date: Apr. 10th, 2019

**WLAN 802.11n(40M) 5.6G\_Head\_Le Tilt\_CH 102**


Communication System: WLAN 5G; Frequency: 5510 MHz; Duty Cycle: 1:1  
Medium parameters used:  $f = 5510 \text{ MHz}$ ;  $\sigma = 5.003 \text{ S/m}$ ;  $\epsilon_r = 36.515$ ;  $\rho = 1000 \text{ kg/m}^3$   
Phantom section: Left Section  
Ambient temperature:  $22.9^\circ\text{C}$ ; Liquid temperature:  $21.8^\circ\text{C}$

DASY5 Configuration:

- Probe: EX3DV4 - SN3801; ConvF(4.82, 4.82, 4.82); Calibrated: 2018/6/26
- Sensor-Surface: 2mm (Mechanical Surface Detection)
- Electronics: DAE4 Sn914; Calibrated: 2018/12/11
- Phantom: SAM
- DASY52 52.10.1(1476); SEMCAD X 14.6.11(7439)

**Area Scan (111x181x1):** Interpolated grid:  $dx=10 \text{ mm}$ ,  $dy=10 \text{ mm}$   
Maximum value of SAR (interpolated) =  $0.524 \text{ W/kg}$

**Zoom Scan (7x7x12)/Cube 0:** Measurement grid:  $dx=4\text{mm}$ ,  $dy=4\text{mm}$ ,  $dz=2\text{mm}$   
Reference Value =  $0.4750 \text{ V/m}$ ; Power Drift =  $0.03 \text{ dB}$   
Peak SAR (extrapolated) =  $0.981 \text{ W/kg}$   
**SAR(1 g) =  $0.219 \text{ W/kg}$ ; SAR(10 g) =  $0.062 \text{ W/kg}$**   
Maximum value of SAR (measured) =  $0.443 \text{ W/kg}$



0 dB =  $0.443 \text{ W/kg}$  =  $-3.53 \text{ dBW/kg}$

Unless otherwise stated the results shown in this test report refer only to the sample(s) tested and such sample(s) are retained for 90 days only.  
除非另有說明，此報告結果僅對測試之樣品負責，同時此樣品僅保留90天。本報告未經本公司書面許可，不可部份複製。

This document is issued by the Company subject to its General Conditions of Service printed overleaf, available on request or accessible at [www.sgs.com/terms\\_and\\_conditions.htm](http://www.sgs.com/terms_and_conditions.htm) and for electronic format documents, subject to Terms and Conditions for Electronic Documents at [www.sgs.com/terms\\_e-document.htm](http://www.sgs.com/terms_e-document.htm). Attention is drawn to the limitation of liability, indemnification and jurisdiction issues defined therein. Any holder of this document is advised that information contained hereon reflects the Company's findings at the time of its intervention only and within the limits of Client's instructions, if any. The Company's sole responsibility is to its Client and this document does not exonerate parties to a transaction from exercising all their rights and obligations under the transaction documents. This document cannot be reproduced except in full, without prior written approval of the Company. Any unauthorized alteration, forgery or falsification of the content or appearance of this document is unlawful and offenders may be prosecuted to the fullest extent of the law.

Date: Apr. 15th, 2019

**WLAN 802.11n(40M) 5.6G\_Body-worn\_Front side\_CH 102\_10mm**

Communication System: WLAN 5G; Frequency: 5510 MHz; Duty Cycle: 1:1  
Medium parameters used:  $f = 5510 \text{ MHz}$ ;  $\sigma = 5.604 \text{ S/m}$ ;  $\epsilon_r = 48.54$ ;  $\rho = 1000 \text{ kg/m}^3$   
Phantom section: Flat Section  
Ambient temperature:  $22.1^\circ\text{C}$ ; Liquid temperature:  $21.6^\circ\text{C}$

DASY5 Configuration:

- Probe: EX3DV4 - SN3801; ConvF(3.94, 3.94, 3.94); Calibrated: 2018/6/26
- Sensor-Surface: 2mm (Mechanical Surface Detection)
- Electronics: DAE4 Sn914; Calibrated: 2018/12/11
- Phantom: SAM
- DASY52 52.10.1(1476); SEMCAD X 14.6.11(7439)

**Area Scan (111x181x1):** Interpolated grid:  $dx=10 \text{ mm}$ ,  $dy=10 \text{ mm}$   
Maximum value of SAR (interpolated) =  $0.179 \text{ W/kg}$

**Zoom Scan (7x7x12)/Cube 0:** Measurement grid:  $dx=4\text{mm}$ ,  $dy=4\text{mm}$ ,  $dz=2\text{mm}$   
Reference Value =  $0.7760 \text{ V/m}$ ; Power Drift =  $0.06 \text{ dB}$   
Peak SAR (extrapolated) =  $0.447 \text{ W/kg}$   
**SAR(1 g) =  $0.036 \text{ W/kg}$ ; SAR(10 g) =  $0.011 \text{ W/kg}$**   
Maximum value of SAR (measured) =  $0.0609 \text{ W/kg}$



0 dB =  $0.0609 \text{ W/kg}$  =  $-12.15 \text{ dBW/kg}$

Unless otherwise stated the results shown in this test report refer only to the sample(s) tested and such sample(s) are retained for 90 days only.  
除非另有說明，此報告結果僅對測試之樣品負責，同時此樣品僅保留90天。本報告未經本公司書面許可，不可部份複製。

This document is issued by the Company subject to its General Conditions of Service printed overleaf, available on request or accessible at [www.sgs.com/terms\\_and\\_conditions.htm](http://www.sgs.com/terms_and_conditions.htm) and for electronic format documents, subject to Terms and Conditions for Electronic Documents at [www.sgs.com/terms\\_e-document.htm](http://www.sgs.com/terms_e-document.htm). Attention is drawn to the limitation of liability, indemnification and jurisdiction issues defined therein. Any holder of this document is advised that information contained hereon reflects the Company's findings at the time of its intervention only and within the limits of Client's instructions, if any. The Company's sole responsibility is to its Client and this document does not exonerate parties to a transaction from exercising all their rights and obligations under the transaction documents. This document cannot be reproduced except in full, without prior written approval of the Company. Any unauthorized alteration, forgery or falsification of the content or appearance of this document is unlawful and offenders may be prosecuted to the fullest extent of the law.

## 6. SAR System Performance Verification

Date: Apr. 6th, 2019

### Dipole 1900 MHz\_SN:5d173\_Head

Communication System: CW; Frequency: 1900 MHz; Duty Cycle: 1:1

Medium parameters used:  $f = 1900$  MHz;  $\sigma = 1.417$  S/m;  $\epsilon_r = 40.476$ ;  $\rho = 1000$  kg/m<sup>3</sup>

Phantom section: Flat Section

Ambient temperature: 22.2°C; Liquid temperature: 21.8°C

DASY5 Configuration:

- Probe: EX3DV4 - SN3801; ConvF(7.78, 7.78, 7.78); Calibrated: 2018/6/26
- Sensor-Surface: 2mm (Mechanical Surface Detection)
- Electronics: DAE4 Sn914; Calibrated: 2018/12/11
- Phantom: SAM
- DASY52 52.10.1(1476); SEMCAD X 14.6.11(7439)

**Area Scan (41x81x1):** Interpolated grid: dx=15 mm, dy=15 mm

Maximum value of SAR (interpolated) = 13.9 W/kg

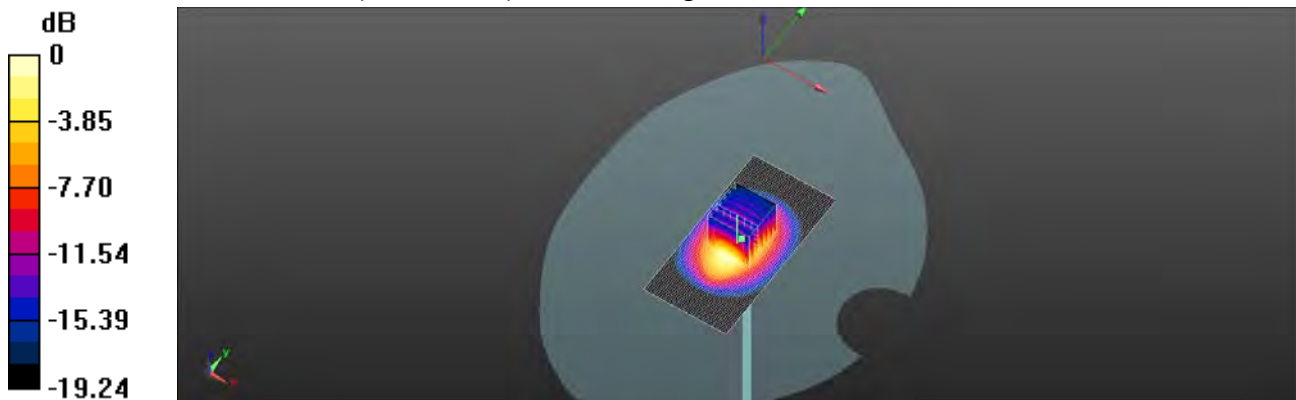
**Zoom Scan (7x7x7)/Cube 0:** Measurement grid: dx=5mm, dy=5mm, dz=5mm

Reference Value = 100.1 V/m; Power Drift = -0.02 dB

Peak SAR (extrapolated) = 18.0 W/kg

**SAR(1 g) = 9.98 W/kg; SAR(10 g) = 5.23 W/kg**

Maximum value of SAR (measured) = 13.7 W/kg



0 dB = 13.7 W/kg = 11.38 dBW/kg

Unless otherwise stated the results shown in this test report refer only to the sample(s) tested and such sample(s) are retained for 90 days only.

除非另有說明，此報告結果僅對測試之樣品負責，同時此樣品僅保留90天。本報告未經本公司書面許可，不可部份複製。

This document is issued by the Company subject to its General Conditions of Service printed overleaf, available on request or accessible at [www.sgs.com/terms\\_and\\_conditions.htm](http://www.sgs.com/terms_and_conditions.htm) and for electronic format documents, subject to Terms and Conditions for Electronic Documents at [www.sgs.com/terms\\_e-document.htm](http://www.sgs.com/terms_e-document.htm). Attention is drawn to the limitation of liability, indemnification and jurisdiction issues defined therein. Any holder of this document is advised that information contained hereon reflects the Company's findings at the time of its intervention only and within the limits of Client's instructions, if any. The Company's sole responsibility is to its Client and this document does not exonerate parties to a transaction from exercising all their rights and obligations under the transaction documents. This document cannot be reproduced except in full, without prior written approval of the Company. Any unauthorized alteration, forgery or falsification of the content or appearance of this document is unlawful and offenders may be prosecuted to the fullest extent of the law.

Date: Apr. 11th, 2019

### Dipole 1900 MHz\_SN:5d173\_Body

Communication System: CW; Frequency: 1900 MHz; Duty Cycle: 1:1

Medium parameters used:  $f = 1900$  MHz;  $\sigma = 1.501$  S/m;  $\epsilon_r = 51.733$ ;  $\rho = 1000$  kg/m<sup>3</sup>

Phantom section: Flat Section

Ambient temperature: 22.1°C; Liquid temperature: 21.4°C

#### DASY5 Configuration:

- Probe: EX3DV4 - SN3801; ConvF(7.37, 7.37, 7.37); Calibrated: 2018/6/26
- Sensor-Surface: 2mm (Mechanical Surface Detection)
- Electronics: DAE4 Sn914; Calibrated: 2018/12/11
- Phantom: SAM
- DASY52 52.10.1(1476); SEMCAD X 14.6.11(7439)

**Area Scan (41x71x1):** Interpolated grid: dx=15 mm, dy=15 mm

Maximum value of SAR (interpolated) = 14.9 W/kg

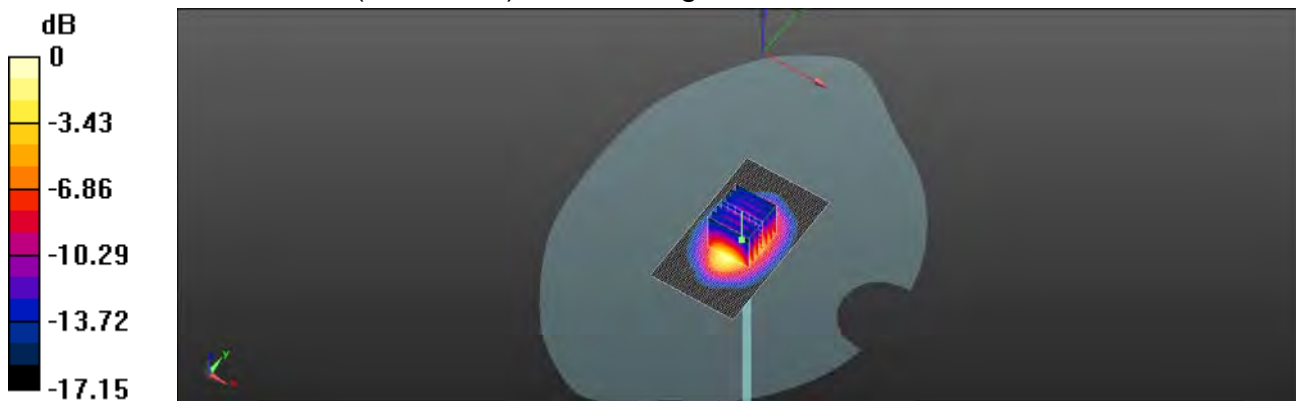
**Zoom Scan (7x7x7)/Cube 0:** Measurement grid: dx=5mm, dy=5mm, dz=5mm

Reference Value = 96.04 V/m; Power Drift = -0.01 dB

Peak SAR (extrapolated) = 17.8 W/kg

**SAR(1 g) = 9.98 W/kg; SAR(10 g) = 5.35 W/kg**

Maximum value of SAR (measured) = 14.0 W/kg



0 dB = 14.0 W/kg = 11.46 dBW/kg

Unless otherwise stated the results shown in this test report refer only to the sample(s) tested and such sample(s) are retained for 90 days only.

除非另有說明，此報告結果僅對測試之樣品負責，同時此樣品僅保留90天。本報告未經本公司書面許可，不可部份複製。

This document is issued by the Company subject to its General Conditions of Service printed overleaf, available on request or accessible at [www.sgs.com/terms\\_and\\_conditions.htm](http://www.sgs.com/terms_and_conditions.htm) and for electronic format documents, subject to Terms and Conditions for Electronic Documents at [www.sgs.com/terms\\_e-document.htm](http://www.sgs.com/terms_e-document.htm). Attention is drawn to the limitation of liability, indemnification and jurisdiction issues defined therein. Any holder of this document is advised that information contained hereon reflects the Company's findings at the time of its intervention only and within the limits of Client's instructions, if any. The Company's sole responsibility is to its Client and this document does not exonerate parties to a transaction from exercising all their rights and obligations under the transaction documents. This document cannot be reproduced except in full, without prior written approval of the Company. Any unauthorized alteration, forgery or falsification of the content or appearance of this document is unlawful and offenders may be prosecuted to the fullest extent of the law.

Date: Apr. 7th, 2019

### Dipole 2450 MHz\_SN:727\_Head

Communication System: CW; Frequency: 2450 MHz; Duty Cycle: 1:1

Medium parameters used:  $f = 2450$  MHz;  $\sigma = 1.839$  S/m;  $\epsilon_r = 40.153$ ;  $\rho = 1000$  kg/m<sup>3</sup>

Phantom section: Flat Section

Ambient temperature: 22.1°C; Liquid temperature: 21.2°C

#### DASY5 Configuration:

- Probe: EX3DV4 - SN3801; ConvF(7.08, 7.08, 7.08); Calibrated: 2018/6/26
- Sensor-Surface: 2mm (Mechanical Surface Detection)
- Electronics: DAE4 Sn914; Calibrated: 2018/12/11
- Phantom: SAM
- DASY52 52.10.1(1476); SEMCAD X 14.6.11(7439)

**Area Scan (51x101x1):** Interpolated grid: dx=12 mm, dy=12 mm

Maximum value of SAR (interpolated) = 20.3 W/kg

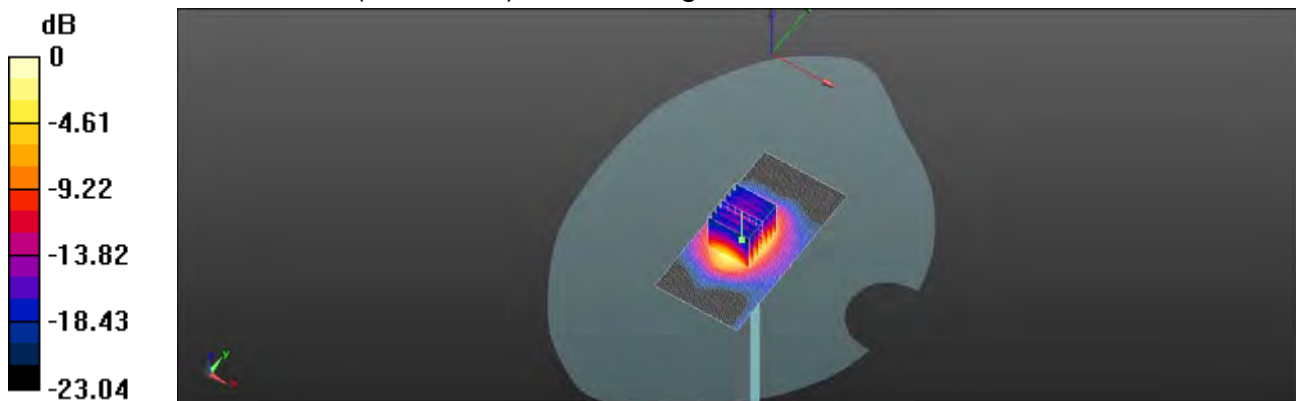
**Zoom Scan (7x7x7)/Cube 0:** Measurement grid: dx=5mm, dy=5mm, dz=5mm

Reference Value = 102.7 V/m; Power Drift = -0.08 dB

Peak SAR (extrapolated) = 27.7 W/kg

**SAR(1 g) = 13.3 W/kg; SAR(10 g) = 6.17 W/kg**

Maximum value of SAR (measured) = 19.8 W/kg



0 dB = 19.8 W/kg = 12.98 dBW/kg

Unless otherwise stated the results shown in this test report refer only to the sample(s) tested and such sample(s) are retained for 90 days only.

除非另有說明，此報告結果僅對測試之樣品負責，同時此樣品僅保留90天。本報告未經本公司書面許可，不可部份複製。

This document is issued by the Company subject to its General Conditions of Service printed overleaf, available on request or accessible at [www.sgs.com/terms\\_and\\_conditions.htm](http://www.sgs.com/terms_and_conditions.htm) and for electronic format documents, subject to Terms and Conditions for Electronic Documents at [www.sgs.com/terms\\_e-document.htm](http://www.sgs.com/terms_e-document.htm). Attention is drawn to the limitation of liability, indemnification and jurisdiction issues defined therein. Any holder of this document is advised that information contained hereon reflects the Company's findings at the time of its intervention only and within the limits of Client's instructions, if any. The Company's sole responsibility is to its Client and this document does not exonerate parties to a transaction from exercising all their rights and obligations under the transaction documents. This document cannot be reproduced except in full, without prior written approval of the Company. Any unauthorized alteration, forgery or falsification of the content or appearance of this document is unlawful and offenders may be prosecuted to the fullest extent of the law.



Date: Apr. 12th, 2019

### Dipole 2450 MHz\_SN:727\_Body

Communication System: CW; Frequency: 2450 MHz; Duty Cycle: 1:1

Medium parameters used:  $f = 2450$  MHz;  $\sigma = 1.895$  S/m;  $\epsilon_r = 51.145$ ;  $\rho = 1000$  kg/m<sup>3</sup>

Phantom section: Flat Section

Ambient temperature: 22.8°C; Liquid temperature: 21.8°C

#### DASY5 Configuration:

- Probe: EX3DV4 - SN3801; ConvF(7.19, 7.19, 7.19); Calibrated: 2018/6/26
- Sensor-Surface: 2mm (Mechanical Surface Detection)
- Electronics: DAE4 Sn914; Calibrated: 2018/12/11
- Phantom: SAM
- DASY52 52.10.1(1476); SEMCAD X 14.6.11(7439)

**Area Scan (51x71x1):** Interpolated grid: dx=12 mm, dy=12 mm

Maximum value of SAR (interpolated) = 20.7 W/kg

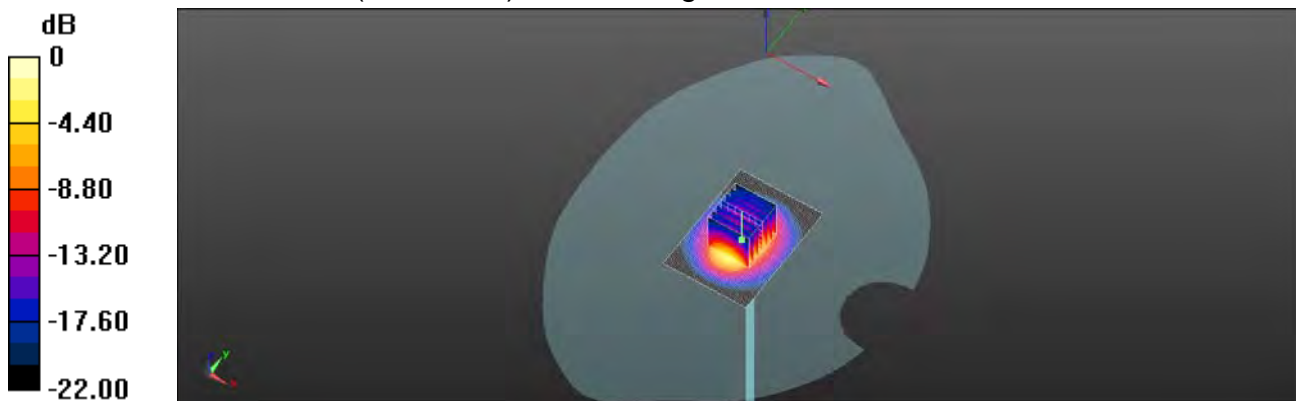
**Zoom Scan (7x7x7)/Cube 0:** Measurement grid: dx=5mm, dy=5mm, dz=5mm

Reference Value = 99.00 V/m; Power Drift = 0.04 dB

Peak SAR (extrapolated) = 25.7 W/kg

**SAR(1 g) = 12.9 W/kg; SAR(10 g) = 6.01 W/kg**

Maximum value of SAR (measured) = 19.1 W/kg



0 dB = 19.1 W/kg = 12.81 dBW/kg

Unless otherwise stated the results shown in this test report refer only to the sample(s) tested and such sample(s) are retained for 90 days only.

除非另有說明，此報告結果僅對測試之樣品負責，同時此樣品僅保留90天。本報告未經本公司書面許可，不可部份複製。

This document is issued by the Company subject to its General Conditions of Service printed overleaf, available on request or accessible at [www.sgs.com/terms\\_and\\_conditions.htm](http://www.sgs.com/terms_and_conditions.htm) and for electronic format documents, subject to Terms and Conditions for Electronic Documents at [www.sgs.com/terms\\_e-document.htm](http://www.sgs.com/terms_e-document.htm). Attention is drawn to the limitation of liability, indemnification and jurisdiction issues defined therein. Any holder of this document is advised that information contained hereon reflects the Company's findings at the time of its intervention only and within the limits of Client's instructions, if any. The Company's sole responsibility is to its Client and this document does not exonerate parties to a transaction from exercising all their rights and obligations under the transaction documents. This document cannot be reproduced except in full, without prior written approval of the Company. Any unauthorized alteration, forgery or falsification of the content or appearance of this document is unlawful and offenders may be prosecuted to the fullest extent of the law.

Date: Apr. 8th, 2019

### Dipole 5200 MHz\_SN:1040\_Head

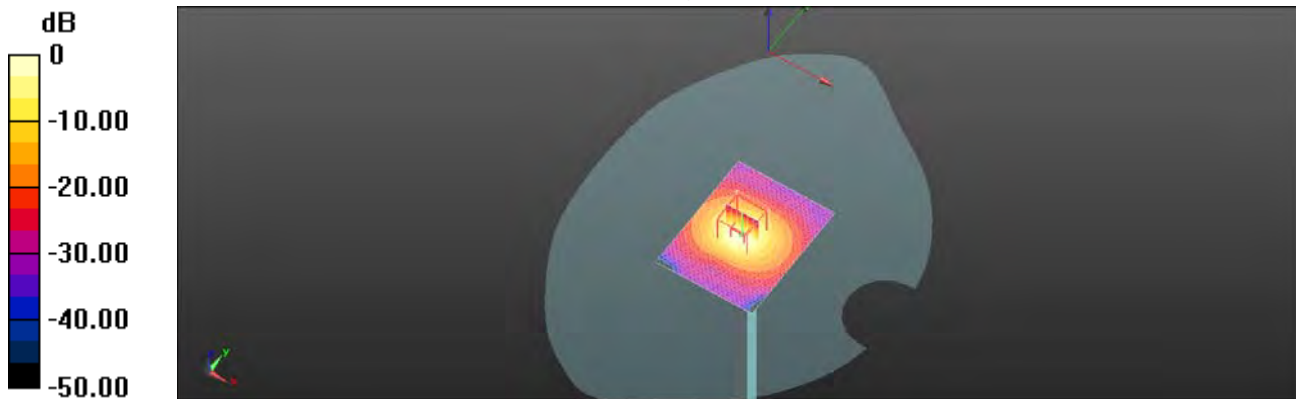
Communication System: CW; Frequency: 5200 MHz; Duty Cycle: 1:1  
Medium parameters used:  $f = 5200$  MHz;  $\sigma = 4.618$  S/m;  $\epsilon_r = 35.1$ ;  $\rho = 1000$  kg/m<sup>3</sup>  
Phantom section: Flat Section  
Ambient temperature: 22.1°C; Liquid temperature: 21.8°C

#### DASY5 Configuration:

- Probe: EX3DV4 - SN3801; ConvF(4.93, 4.93, 4.93); Calibrated: 2018/6/26
- Sensor-Surface: 2mm (Mechanical Surface Detection)
- Electronics: DAE4 Sn914; Calibrated: 2018/12/11
- Phantom: SAM
- DASY52 52.10.1(1476); SEMCAD X 14.6.11(7439)

**Area Scan (71x91x1):** Interpolated grid: dx=10 mm, dy=10 mm  
Maximum value of SAR (interpolated) = 16.3 W/kg

**Zoom Scan (7x7x12)/Cube 0:** Measurement grid: dx=4mm, dy=4mm, dz=2mm  
Reference Value = 58.83 V/m; Power Drift = -0.02 dB  
Peak SAR (extrapolated) = 27.5 W/kg  
**SAR(1 g) = 7.87 W/kg; SAR(10 g) = 2.25 W/kg**  
Maximum value of SAR (measured) = 15.7 W/kg



0 dB = 15.7 W/kg = 11.95 dBW/kg

Unless otherwise stated the results shown in this test report refer only to the sample(s) tested and such sample(s) are retained for 90 days only.  
除非另有說明，此報告結果僅對測試之樣品負責，同時此樣品僅保留90天。本報告未經本公司書面許可，不可部份複製。

This document is issued by the Company subject to its General Conditions of Service printed overleaf, available on request or accessible at [www.sgs.com/terms\\_and\\_conditions.htm](http://www.sgs.com/terms_and_conditions.htm) and for electronic format documents, subject to Terms and Conditions for Electronic Documents at [www.sgs.com/terms\\_e-document.htm](http://www.sgs.com/terms_e-document.htm). Attention is drawn to the limitation of liability, indemnification and jurisdiction issues defined therein. Any holder of this document is advised that information contained hereon reflects the Company's findings at the time of its intervention only and within the limits of Client's instructions, if any. The Company's sole responsibility is to its Client and this document does not exonerate parties to a transaction from exercising all their rights and obligations under the transaction documents. This document cannot be reproduced except in full, without prior written approval of the Company. Any unauthorized alteration, forgery or falsification of the content or appearance of this document is unlawful and offenders may be prosecuted to the fullest extent of the law.

Date: Apr. 13th, 2019

### Dipole 5200 MHz\_SN:1040\_Body

Communication System: CW; Frequency: 5200 MHz; Duty Cycle: 1:1

Medium parameters used:  $f = 5200$  MHz;  $\sigma = 5.264$  S/m;  $\epsilon_r = 50.441$ ;  $\rho = 1000$  kg/m<sup>3</sup>

Phantom section: Flat Section

Ambient temperature: 22.1°C; Liquid temperature: 21.5°C

#### DASY5 Configuration:

- Probe: EX3DV4 - SN3801; ConvF(4.23, 4.23, 4.23); Calibrated: 2018/6/26
- Sensor-Surface: 2mm (Mechanical Surface Detection)
- Electronics: DAE4 Sn914; Calibrated: 2018/12/11
- Phantom: SAM
- DASY52 52.10.1(1476); SEMCAD X 14.6.11(7439)

**Area Scan (71x91x1):** Interpolated grid: dx=10 mm, dy=10 mm

Maximum value of SAR (interpolated) = 17.1 W/kg

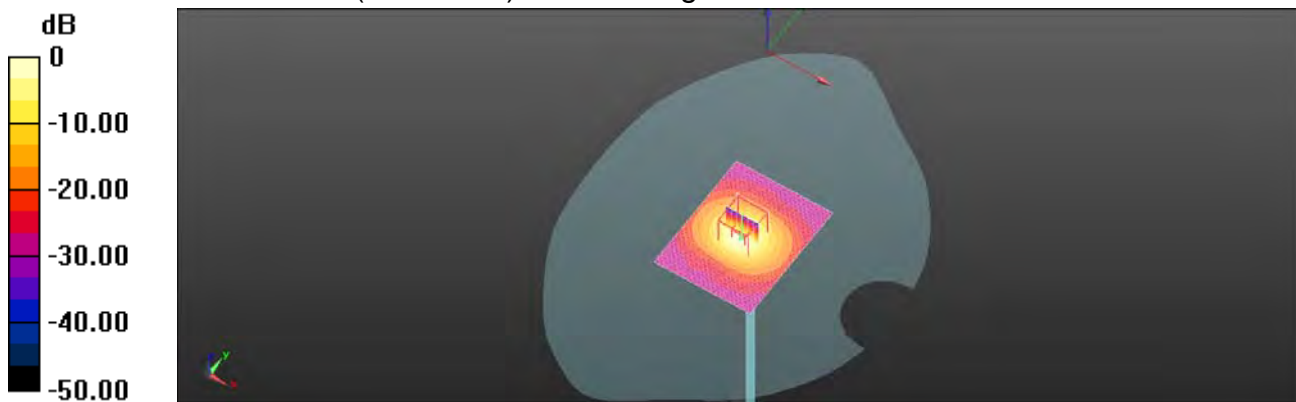
**Zoom Scan (7x7x7) (7x7x12)/Cube 0:** Measurement grid: dx=4mm, dy=4mm, dz=2mm

Reference Value = 60.40 V/m; Power Drift = 0.03 dB

Peak SAR (extrapolated) = 34.1 W/kg

**SAR(1 g) = 7.56 W/kg; SAR(10 g) = 2.16 W/kg**

Maximum value of SAR (measured) = 16.4 W/kg



0 dB = 16.4 W/kg = 12.14 dBW/kg

Unless otherwise stated the results shown in this test report refer only to the sample(s) tested and such sample(s) are retained for 90 days only.  
除非另有說明，此報告結果僅對測試之樣品負責，同時此樣品僅保留90天。本報告未經本公司書面許可，不可部份複製。

This document is issued by the Company subject to its General Conditions of Service printed overleaf, available on request or accessible at [www.sgs.com/terms\\_and\\_conditions.htm](http://www.sgs.com/terms_and_conditions.htm) and for electronic format documents, subject to Terms and Conditions for Electronic Documents at [www.sgs.com/terms\\_e-document.htm](http://www.sgs.com/terms_e-document.htm). Attention is drawn to the limitation of liability, indemnification and jurisdiction issues defined therein. Any holder of this document is advised that information contained hereon reflects the Company's findings at the time of its intervention only and within the limits of Client's instructions, if any. The Company's sole responsibility is to its Client and this document does not exonerate parties to a transaction from exercising all their rights and obligations under the transaction documents. This document cannot be reproduced except in full, without prior written approval of the Company. Any unauthorized alteration, forgery or falsification of the content or appearance of this document is unlawful and offenders may be prosecuted to the fullest extent of the law.

Date: Apr. 9th, 2019

### Dipole 5300 MHz\_SN:1040\_Head

Communication System: CW; Frequency: 5300 MHz; Duty Cycle: 1:1

Medium parameters used:  $f = 5300$  MHz;  $\sigma = 4.663$  S/m;  $\epsilon_r = 35.011$ ;  $\rho = 1000$  kg/m<sup>3</sup>

Phantom section: Flat Section

Ambient temperature: 22.1°C; Liquid temperature: 21.3°C

#### DASY5 Configuration:

- Probe: EX3DV4 - SN3801; ConvF(4.7, 4.7, 4.7); Calibrated: 2018/6/26
- Sensor-Surface: 2mm (Mechanical Surface Detection)
- Electronics: DAE4 Sn914; Calibrated: 2018/12/11
- Phantom: SAM
- DASY52 52.10.1(1476); SEMCAD X 14.6.11(7439)

**Area Scan (71x91x1):** Interpolated grid: dx=10 mm, dy=10 mm

Maximum value of SAR (interpolated) = 17.0 W/kg

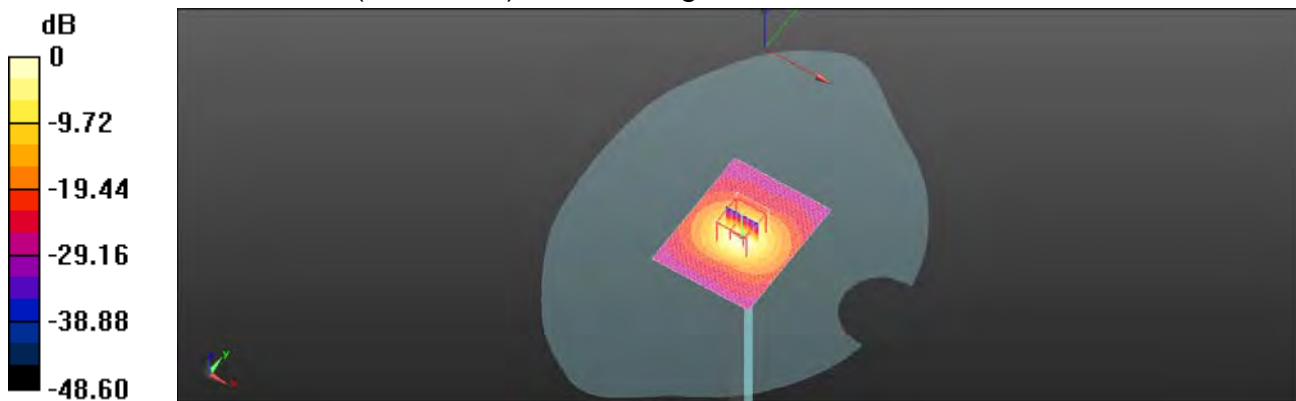
**Zoom Scan (7x7x12)/Cube 0:** Measurement grid: dx=4mm, dy=4mm, dz=2mm

Reference Value = 60.86 V/m; Power Drift = -0.01 dB

Peak SAR (extrapolated) = 35.2 W/kg

**SAR(1 g) = 8.26 W/kg; SAR(10 g) = 2.33 W/kg**

Maximum value of SAR (measured) = 16.1 W/kg



0 dB = 16.1 W/kg = 12.08 dBW/kg

Unless otherwise stated the results shown in this test report refer only to the sample(s) tested and such sample(s) are retained for 90 days only.  
除非另有說明，此報告結果僅對測試之樣品負責，同時此樣品僅保留90天。本報告未經本公司書面許可，不可部份複製。

This document is issued by the Company subject to its General Conditions of Service printed overleaf, available on request or accessible at [www.sgs.com/terms\\_and\\_conditions.htm](http://www.sgs.com/terms_and_conditions.htm) and for electronic format documents, subject to Terms and Conditions for Electronic Documents at [www.sgs.com/terms\\_e-document.htm](http://www.sgs.com/terms_e-document.htm). Attention is drawn to the limitation of liability, indemnification and jurisdiction issues defined therein. Any holder of this document is advised that information contained hereon reflects the Company's findings at the time of its intervention only and within the limits of Client's instructions, if any. The Company's sole responsibility is to its Client and this document does not exonerate parties to a transaction from exercising all their rights and obligations under the transaction documents. This document cannot be reproduced except in full, without prior written approval of the Company. Any unauthorized alteration, forgery or falsification of the content or appearance of this document is unlawful and offenders may be prosecuted to the fullest extent of the law.

Date: Apr. 14th, 2019

### Dipole 5300 MHz\_SN:1040\_Body

Communication System: CW; Frequency: 5300 MHz; Duty Cycle: 1:1

Medium parameters used:  $f = 5300$  MHz;  $\sigma = 5.587$  S/m;  $\epsilon_r = 48.805$ ;  $\rho = 1000$  kg/m<sup>3</sup>

Phantom section: Flat Section

Ambient temperature: 22.7°C; Liquid temperature: 21.8°C

#### DASY5 Configuration:

- Probe: EX3DV4 - SN3801; ConvF(4.09, 4.09, 4.09); Calibrated: 2018/6/26
- Sensor-Surface: 2mm (Mechanical Surface Detection)
- Electronics: DAE4 Sn914; Calibrated: 2018/12/11
- Phantom: SAM
- DASY52 52.10.1(1476); SEMCAD X 14.6.11(7439)

**Area Scan (71x91x1):** Interpolated grid: dx=10 mm, dy=10 mm

Maximum value of SAR (interpolated) = 16.4 W/kg

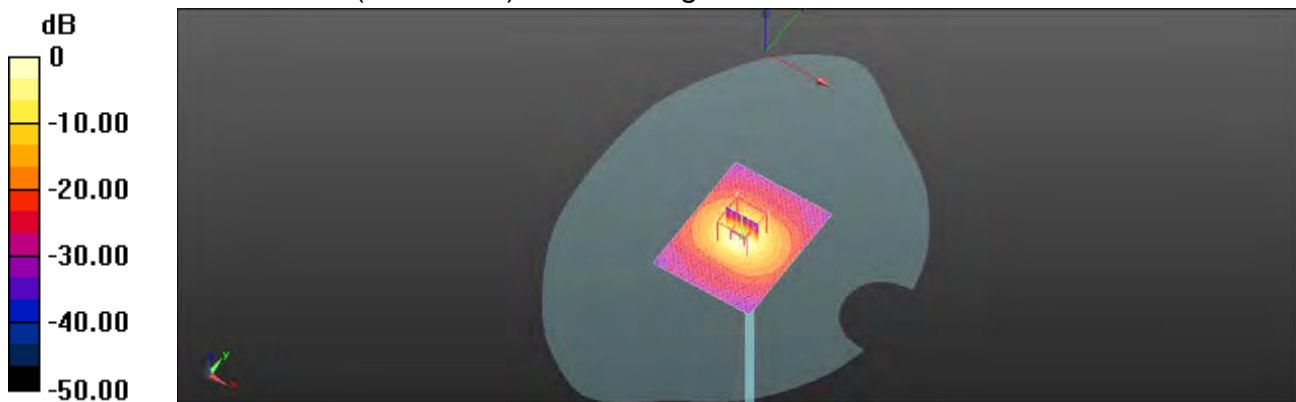
**Zoom Scan (7x7x7) (7x7x12)/Cube 0:** Measurement grid: dx=4mm, dy=4mm, dz=2mm

Reference Value = 58.41 V/m; Power Drift = 0.07 dB

Peak SAR (extrapolated) = 34.3 W/kg

**SAR(1 g) = 7.74 W/kg; SAR(10 g) = 2.15 W/kg**

Maximum value of SAR (measured) = 15.9 W/kg



0 dB = 15.9 W/kg = 12.02 dBW/kg

Unless otherwise stated the results shown in this test report refer only to the sample(s) tested and such sample(s) are retained for 90 days only.  
除非另有說明，此報告結果僅對測試之樣品負責，同時此樣品僅保留90天。本報告未經本公司書面許可，不可部份複製。

This document is issued by the Company subject to its General Conditions of Service printed overleaf, available on request or accessible at [www.sgs.com/terms\\_and\\_conditions.htm](http://www.sgs.com/terms_and_conditions.htm) and for electronic format documents, subject to Terms and Conditions for Electronic Documents at [www.sgs.com/terms\\_e-document.htm](http://www.sgs.com/terms_e-document.htm). Attention is drawn to the limitation of liability, indemnification and jurisdiction issues defined therein. Any holder of this document is advised that information contained hereon reflects the Company's findings at the time of its intervention only and within the limits of Client's instructions, if any. The Company's sole responsibility is to its Client and this document does not exonerate parties to a transaction from exercising all their rights and obligations under the transaction documents. This document cannot be reproduced except in full, without prior written approval of the Company. Any unauthorized alteration, forgery or falsification of the content or appearance of this document is unlawful and offenders may be prosecuted to the fullest extent of the law.

Date: Apr. 10th, 2019

### Dipole 5600 MHz\_SN:1040\_Head

Communication System: CW; Frequency: 5600 MHz; Duty Cycle: 1:1

Medium parameters used:  $f = 5600$  MHz;  $\sigma = 5.098$  S/m;  $\epsilon_r = 36.42$ ;  $\rho = 1000$  kg/m<sup>3</sup>

Phantom section: Flat Section

Ambient temperature: 22.9°C; Liquid temperature: 21.8°C

#### DASY5 Configuration:

- Probe: EX3DV4 - SN3801; ConvF(4.82, 4.82, 4.82); Calibrated: 2018/6/26
- Sensor-Surface: 2mm (Mechanical Surface Detection)
- Electronics: DAE4 Sn914; Calibrated: 2018/12/11
- Phantom: SAM
- DASY52 52.10.1(1476); SEMCAD X 14.6.11(7439)

**Area Scan (61x91x1):** Interpolated grid: dx=10 mm, dy=10 mm

Maximum value of SAR (interpolated) = 17.5 W/kg

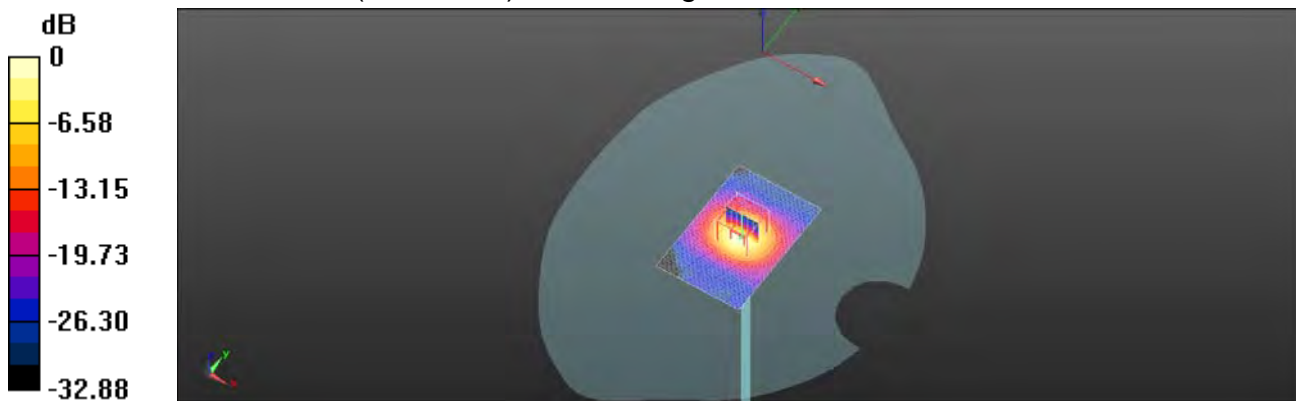
**Zoom Scan (7x7x12)/Cube 0:** Measurement grid: dx=4mm, dy=4mm, dz=2mm

Reference Value = 61.62 V/m; Power Drift = -0.03 dB

Peak SAR (extrapolated) = 35.2 W/kg

**SAR(1 g) = 8.52 W/kg; SAR(10 g) = 2.47 W/kg**

Maximum value of SAR (measured) = 17.2 W/kg



0 dB = 17.2 W/kg = 12.36 dBW/kg

Unless otherwise stated the results shown in this test report refer only to the sample(s) tested and such sample(s) are retained for 90 days only.

除非另有說明，此報告結果僅對測試之樣品負責，同時此樣品僅保留90天。本報告未經本公司書面許可，不可部份複製。

This document is issued by the Company subject to its General Conditions of Service printed overleaf, available on request or accessible at [www.sgs.com/terms\\_and\\_conditions.htm](http://www.sgs.com/terms_and_conditions.htm) and for electronic format documents, subject to Terms and Conditions for Electronic Documents at [www.sgs.com/terms\\_e-document.htm](http://www.sgs.com/terms_e-document.htm). Attention is drawn to the limitation of liability, indemnification and jurisdiction issues defined therein. Any holder of this document is advised that information contained hereon reflects the Company's findings at the time of its intervention only and within the limits of Client's instructions, if any. The Company's sole responsibility is to its Client and this document does not exonerate parties to a transaction from exercising all their rights and obligations under the transaction documents. This document cannot be reproduced except in full, without prior written approval of the Company. Any unauthorized alteration, forgery or falsification of the content or appearance of this document is unlawful and offenders may be prosecuted to the fullest extent of the law.

Date: Apr. 15th, 2019

**Dipole 5600 MHz\_SN:1040\_Body**

Communication System: CW; Frequency: 5600 MHz; Duty Cycle: 1:1  
Medium parameters used:  $f = 5600$  MHz;  $\sigma = 5.742$  S/m;  $\epsilon_r = 47.769$ ;  $\rho = 1000$  kg/m<sup>3</sup>  
Phantom section: Flat Section  
Ambient temperature: 22.1°C; Liquid temperature: 21.6°C

DASY5 Configuration:

- Probe: EX3DV4 - SN3801; ConvF(3.94, 3.94, 3.94); Calibrated: 2018/6/26
- Sensor-Surface: 2mm (Mechanical Surface Detection)
- Electronics: DAE4 Sn914; Calibrated: 2018/12/11
- Phantom: SAM
- DASY52 52.10.1(1476); SEMCAD X 14.6.11(7439)

**Area Scan (71x91x1):** Interpolated grid: dx=10 mm, dy=10 mm  
Maximum value of SAR (interpolated) = 17.9 W/kg

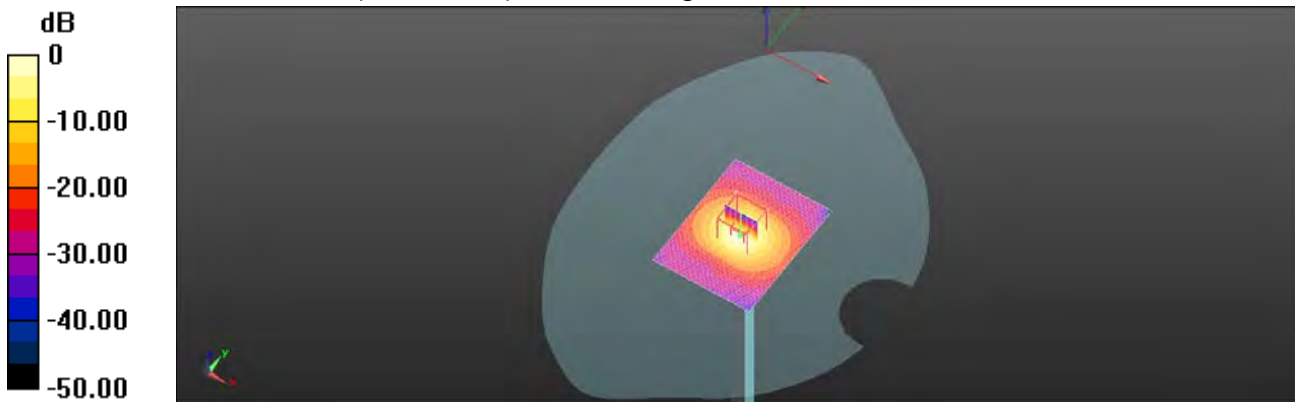
**Zoom Scan (7x7x7) (7x7x12)/Cube 0:** Measurement grid: dx=4mm, dy=4mm, dz=2mm

Reference Value = 57.42 V/m; Power Drift = 0.07 dB

Peak SAR (extrapolated) = 41.5 W/kg

**SAR(1 g) = 8.21 W/kg; SAR(10 g) = 2.23 W/kg**

Maximum value of SAR (measured) = 17.2 W/kg



0 dB = 17.2 W/kg = 12.36 dBW/kg

Unless otherwise stated the results shown in this test report refer only to the sample(s) tested and such sample(s) are retained for 90 days only.

除非另有說明，此報告結果僅對測試之樣品負責，同時此樣品僅保留90天。本報告未經本公司書面許可，不可部份複製。

This document is issued by the Company subject to its General Conditions of Service printed overleaf, available on request or accessible at [www.sgs.com/terms\\_and\\_conditions.htm](http://www.sgs.com/terms_and_conditions.htm) and for electronic format documents, subject to Terms and Conditions for Electronic Documents at [www.sgs.com/terms\\_e-document.htm](http://www.sgs.com/terms_e-document.htm). Attention is drawn to the limitation of liability, indemnification and jurisdiction issues defined therein. Any holder of this document is advised that information contained hereon reflects the Company's findings at the time of its intervention only and within the limits of Client's instructions, if any. The Company's sole responsibility is to its Client and this document does not exonerate parties to a transaction from exercising all their rights and obligations under the transaction documents. This document cannot be reproduced except in full, without prior written approval of the Company. Any unauthorized alteration, forgery or falsification of the content or appearance of this document is unlawful and offenders may be prosecuted to the fullest extent of the law.

## 7. Uncertainty Budget

Measurement Uncertainty evaluation template for DUT SAR test (0.3-3G)

A	c	D	e		f	g	$h=c * f / e$	$i=c * g / e$	k
Source of Uncertainty	Tolerance/ Uncertainty	Probabilit y	Div	Div Value	ci (1g)	ci (10g)	Standard uncertainty	Standard uncertainty	vi, or Veff
<b>Measurement system</b>									
Probe calibration	6.00%	N	1	1	1	1	6.00%	6.00%	∞
<i>Isotropy, Axial</i>	3.50%	R	$\sqrt{3}$	1.732	1	1	2.02%	2.02%	∞
<i>Isotropy, Hemispherical</i>	9.60%	R	$\sqrt{3}$	1.732	1	1	5.54%	5.54%	∞
Modulation Response	2.40%	R	$\sqrt{3}$	1.732	1	1	1.40%	1.40%	∞
Boundary Effect	1.00%	R	$\sqrt{3}$	1.732	1	1	0.58%	0.58%	∞
Linearity	4.70%	R	$\sqrt{3}$	1.732	1	1	2.71%	2.71%	∞
Detection Limits	1.00%	R	$\sqrt{3}$	1.732	1	1	0.58%	0.58%	∞
Readout Electronics	0.30%	N	1	1	1	1	0.30%	0.30%	∞
Response time	0.80%	R	$\sqrt{3}$	1.732	1	1	0.46%	0.46%	∞
Integration Time	2.60%	R	$\sqrt{3}$	1.732	1	1	1.50%	1.50%	∞
<b>Measurement drift (class A evaluation)</b>	1.75%	R	$\sqrt{3}$	1.732	1	1	1.01%	1.01%	∞
RF ambient condition - noise	3.00%	R	$\sqrt{3}$	1.732	1	1	1.73%	1.73%	∞
RF ambient conditions - reflections	3.00%	R	$\sqrt{3}$	1.732	1	1	1.73%	1.73%	∞
Probe positioner Mechanical restrictions	0.40%	R	$\sqrt{3}$	1.732	1	1	0.23%	0.23%	∞
Probe Positioning with respect to phantom	2.90%	R	$\sqrt{3}$	1.732	1	1	1.67%	1.67%	∞
Post-processing	1.00%	R	$\sqrt{3}$	1.732	1	1	0.58%	0.58%	∞
Max SAR Eval	1.00%	R	$\sqrt{3}$	1.732	1	1	0.58%	0.58%	∞
<b>Test Sample related</b>									
Test sample positioning	2.90%	N	1	1	1	1	2.90%	2.90%	M-1
Device Holder Uncertainty	3.60%	N	1	1	1	1	3.60%	3.60%	M-1
Drift of output power	5.00%	R	$\sqrt{3}$	1.732	1	1	2.89%	2.89%	∞
<b>Phantom and Setup</b>									
Phantom Uncertainty	4.00%	R	$\sqrt{3}$	1.732	1	1	2.31%	2.31%	∞
Liquid permittivity (mea.)	3.02%	N	1	1	0.64	0.43	1.93%	1.30%	M
Liquid Conductivity (mea.)	2.82%	N	1	1	0.6	0.49	1.69%	1.38%	M
Combined standard uncertainty		RSS					11.70%	11.56%	
Expant uncertainty (95% confidence)							23.41%	23.13%	

Unless otherwise stated the results shown in this test report refer only to the sample(s) tested and such sample(s) are retained for 90 days only.

除非另有說明，此報告結果僅對測試之樣品負責，同時此樣品僅保留90天。本報告未經本公司書面許可，不可部份複製。

This document is issued by the Company subject to its General Conditions of Service printed overleaf, available on request or accessible at [www.sgs.com/terms\\_and\\_conditions.htm](http://www.sgs.com/terms_and_conditions.htm) and for electronic format documents, subject to Terms and Conditions for Electronic Documents at [www.sgs.com/terms\\_e-document.htm](http://www.sgs.com/terms_e-document.htm). Attention is drawn to the limitation of liability, indemnification and jurisdiction issues defined therein. Any holder of this document is advised that information contained hereon reflects the Company's findings at the time of its intervention only and within the limits of Client's instructions, if any. The Company's sole responsibility is to its Client and this document does not exonerate parties to a transaction from exercising all their rights and obligations under the transaction documents. This document cannot be reproduced except in full, without prior written approval of the Company. Any unauthorized alteration, forgery or falsification of the content or appearance of this document is unlawful and offenders may be prosecuted to the fullest extent of the law.



Measurement Uncertainty evaluation template for DUT SAR test (3-6G)

A	c	D	e		f	g	h=c * f / e	i=c * g / e	k
Source of Uncertainty	Tolerance/ Uncertainty	Probabilit y	Div	Div Value	ci (1g)	ci (10g)	Standard uncertainty	Standard uncertainty	vi, or Veff
<b>Measurement system</b>									
Probe calibration	6.55%	N	1	1	1	1	6.55%	6.55%	∞
<b>Isotropy , Axial</b>	3.50%	R	√3	1.732	1	1	2.02%	2.02%	∞
<b>Isotropy, Hemispherical</b>	9.60%	R	√3	1.732	1	1	5.54%	5.54%	∞
Modulation Response	2.40%	R	√3	1.732	1	1	1.40%	1.40%	∞
Boundary Effect	1.00%	R	√3	1.732	1	1	0.58%	0.58%	∞
Linearity	4.70%	R	√3	1.732	1	1	2.71%	2.71%	∞
Detection Limits	1.00%	R	√3	1.732	1	1	0.58%	0.58%	∞
Readout Electronics	0.30%	N	1	1	1	1	0.30%	0.30%	∞
Response time	0.80%	R	√3	1.732	1	1	0.46%	0.46%	∞
Integration Time	2.60%	R	√3	1.732	1	1	1.50%	1.50%	∞
<b>Measurement drift (class A evaluation)</b>	1.75%	R	√3	1.732	1	1	1.01%	1.01%	∞
RF ambient condition - noise	3.00%	R	√3	1.732	1	1	1.73%	1.73%	∞
RF ambient conditions - reflections	3.00%	R	√3	1.732	1	1	1.73%	1.73%	∞
Probe positioner Mechanical restrictions	0.40%	R	√3	1.732	1	1	0.23%	0.23%	∞
Probe Positioning with respect to phantom	2.90%	R	√3	1.732	1	1	1.67%	1.67%	∞
Post-processing	1.00%	R	√3	1.732	1	1	0.58%	0.58%	∞
Max SAR Eval	1.00%	R	√3	1.732	1	1	0.58%	0.58%	∞
<b>Test Sample related</b>									
Test sample positioning	2.90%	N	1	1	1	1	2.90%	2.90%	M-1
Device Holder Uncertainty	3.60%	N	1	1	1	1	3.60%	3.60%	M-1
Drift of output power	5.00%	R	√3	1.732	1	1	2.89%	2.89%	∞
<b>Phantom and Setup</b>									
Phantom Uncertainty	4.00%	R	√3	1.732	1	1	2.31%	2.31%	∞
Liquid permittivity (mea.)	2.95%	N	1	1	0.64	0.43	1.89%	1.27%	M
Liquid Conductivity (mea.)	3.19%	N	1	1	0.6	0.49	1.91%	1.56%	M
Combined standard uncertainty		RSS					12.02%	11.88%	
Expant uncertainty (95% confidence							24.04%	23.76%	

Unless otherwise stated the results shown in this test report refer only to the sample(s) tested and such sample(s) are retained for 90 days only.

除非另有說明，此報告結果僅對測試之樣品負責，同時此樣品僅保留90天。本報告未經本公司書面許可，不可部份複製。

This document is issued by the Company subject to its General Conditions of Service printed overleaf, available on request or accessible at [www.sgs.com/terms\\_and\\_conditions.htm](http://www.sgs.com/terms_and_conditions.htm) and for electronic format documents, subject to Terms and Conditions for Electronic Documents at [www.sgs.com/terms\\_e-document.htm](http://www.sgs.com/terms_e-document.htm). Attention is drawn to the limitation of liability, indemnification and jurisdiction issues defined therein. Any holder of this document is advised that information contained hereon reflects the Company's findings at the time of its intervention only and within the limits of Client's instructions, if any. The Company's sole responsibility is to its Client and this document does not exonerate parties to a transaction from exercising all their rights and obligations under the transaction documents. This document cannot be reproduced except in full, without prior written approval of the Company. Any unauthorized alteration, forgery or falsification of the content or appearance of this document is unlawful and offenders may be prosecuted to the fullest extent of the law.

## Appendixes

**Refer to separated files for the following appendixes.**

**E5201930031 SAR\_Appendix A Photographs**

**E5201930031 SAR\_Appendix B DAE & Probe Cal. Certificate**

**E5201930031 SAR\_Appendix C Phantom Description & Dipole Cal. Certificate**

**- End of report -**

Unless otherwise stated the results shown in this test report refer only to the sample(s) tested and such sample(s) are retained for 90 days only.  
除非另有說明，此報告結果僅對測試之樣品負責，同時此樣品僅保留90天。本報告未經本公司書面許可，不可部份複製。

This document is issued by the Company subject to its General Conditions of Service printed overleaf, available on request or accessible at [www.sgs.com/terms\\_and\\_conditions.htm](http://www.sgs.com/terms_and_conditions.htm) and for electronic format documents, subject to Terms and Conditions for Electronic Documents at [www.sgs.com/terms\\_e-document.htm](http://www.sgs.com/terms_e-document.htm). Attention is drawn to the limitation of liability, indemnification and jurisdiction issues defined therein. Any holder of this document is advised that information contained hereon reflects the Company's findings at the time of its intervention only and within the limits of Client's instructions, if any. The Company's sole responsibility is to its Client and this document does not exonerate parties to a transaction from exercising all their rights and obligations under the transaction documents. This document cannot be reproduced except in full, without prior written approval of the Company. Any unauthorized alteration, forgery or falsification of the content or appearance of this document is unlawful and offenders may be prosecuted to the fullest extent of the law.