


## Photographs of the Test Configuration



For WLAN/BT

Conducted Emission Test



**For WLAN/BT (Y-AXIS)**



**Radiated Emission below 1GHz Test**





### Radiated Emission below 1GHz Test



**Radiated Emission above 1GHz Test**





**Radiated Emission above 1GHz Test**





**For NFC (Z-AXIS)**

**Radiated Emission Test**



**For WWAN (Z-AXIS)**

**Radiated Emission below 1GHz Test**





**Radiated Emission below 1GHz Test**







**Radiated Emission above 1GHz Test**



**Radiated Emission above 1GHz Test**





**For DFS**





**For 15B (Z-AXIS)**



**Conducted Emission Test**



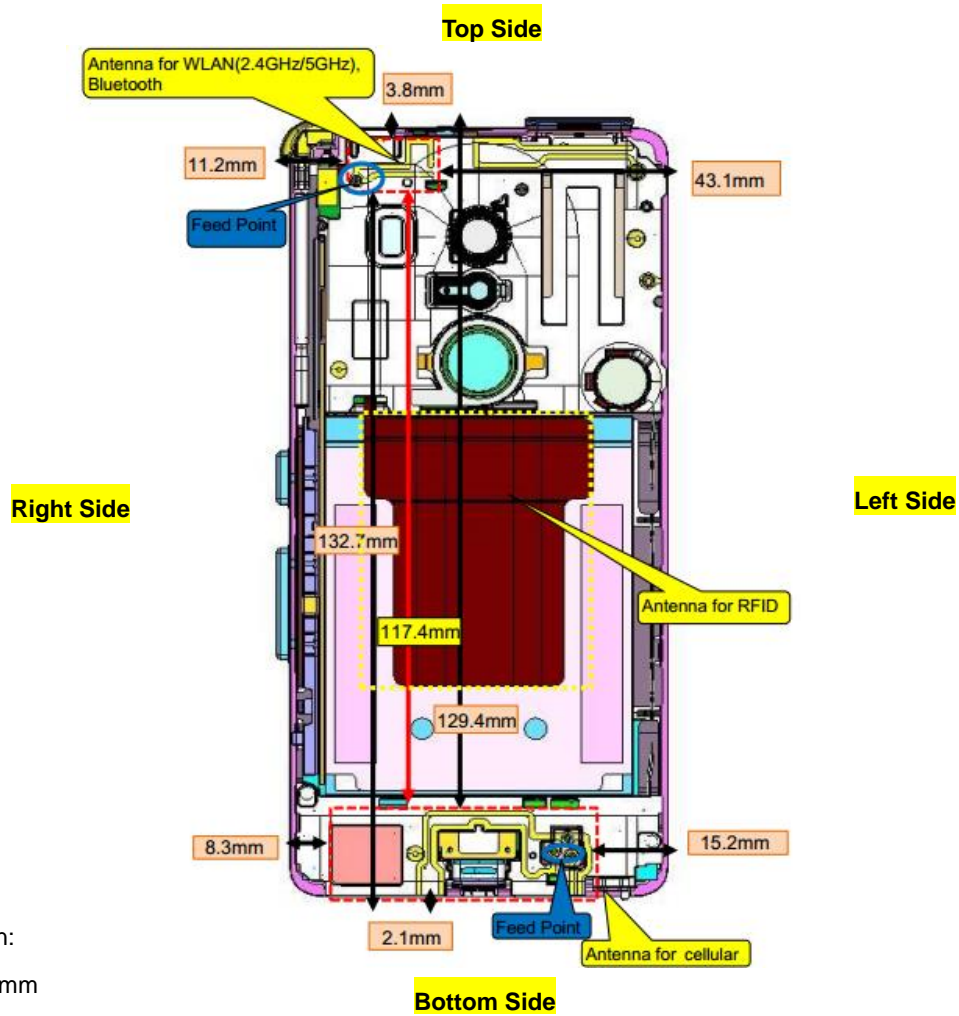
**Radiated Emission below 1GHz Test**



**Radiated Emission above 1GHz Test**



**Appendix D. Antenna Location**



**Back View**

EUT dimension:

Length:147.47mm

Width:70.24mm

Overall diagonal dimensions:158.51mm


Display diagonal dimension: 140.2mm

**Appendix D. SAR Test Setup Photos**


Right Cheek



Right Tilted



Left Cheek



Left Tilted







**Front, Test Separation 10 mm**



**Back, Test Separation 10 mm**



**Right Side, Test Separation 10 mm**



**Left Side, Test Separation 10 mm**



**Top Side, Test Separation 10 mm**



**Bottom Side, Test Separation 10 mm**