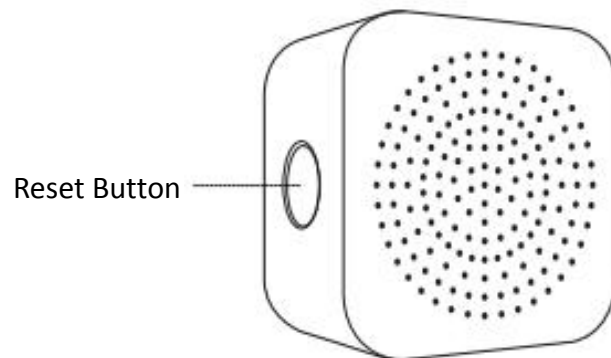


User Guidelines

Smart Chime is a Wi-Fi 2.4ghz accessory that receives control signals of device and could send loudly prompt music after receiving device commands. The chime is adapted to a Standard outlet and plays real-time notifications for doorbells.



Click the Rest Button
Loop to change the volume level.
Double Click the Rest Button
Loop to change the local melody.
Hold the Rest Button
Hold the rest button for 5 seconds to change to pairing mode.

Support

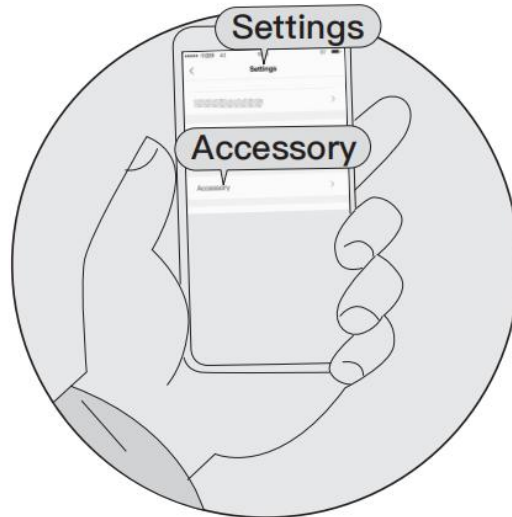
Wi-Fi 2.4GHz 802.11 b/g/n

100-240V ~ 50/60Hz 0.3A


Indoor dry location use ONLY

Quiuick Start Guide

1. Go to the device to a add accessory, "Settings" -> "Accessory" -> "Add Accessories" or "+".



2. Hold the button of the accessory for 5s to enter pairing mode.



3. Follow instructions from App and accessory prompts, then complete the process.

Tip: If you encounter any problems during the use of the product, please contact support@irevolo.com.

FCC Statement

This equipment has been tested and found to comply with the limits for a Class B digital device, pursuant to part 15 of the FCC Rules. These limits are designed to provide reasonable protection against harmful interference in a residential installation. This equipment generates, uses and can radiate radio frequency energy and, if not installed and used in accordance with the instructions, may cause harmful interference to radio communications. However, there is no guarantee that interference will not occur in a particular installation. If this equipment does cause harmful interference to radio or television reception, which can be determined by turning the equipment off and on, the user is encouraged to try to correct the interference by one or more of the following measures:

- Reorient or relocate the receiving antenna.
- Increase the separation between the equipment and receiver.
- Connect the equipment into an outlet on a circuit different from that to which the receiver is connected.
- Consult the dealer or an experienced radio/TV technician for help.

FCC Radiation Exposure Statement

This device complies with FCC radiation exposure limits set forth for an uncontrolled environment. This equipment must be installed and operated in accordance with provided instructions and the antenna(s) used for this transmitter must be

installed to provide a separation distance of at least 20 cm from all persons.

This device complies with Part 15 of the FCC Rules. Operation is subject to the following two conditions:

- (1) this device may not cause harmful interference, and
- (2) this device must accept any interference received, including interference that may cause undesired operation.

Caution!

Any changes or modifications not expressly approved by the party responsible for compliance could void the user's authority to operate the equipment.

Canada Statement

This device contains licence-exempt transmitter(s)/receiver(s) that comply with Innovation, Science and Economic Development Canada's licence-exempt RSS(s). Operation is subject to the following two conditions:

- (1) This device may not cause interference.
- (2) This device must accept any interference, including interference that may cause undesired operation of the device.

In order to avoid the possibility of exceeding the ISED radio frequency exposure limits, human proximity to the antenna shall not be less than 20cm (8 inches) during normal operation.

Le présent appareil est conforme aux CNR d'Industrie Canada applicables aux appareils radio exempts de licence. L'exploitation est autorisée aux deux conditions suivantes:

- (1) l'appareil ne doit pas produire de brouillage.
- (2) l'utilisateur de l'appareil doit accepter tout brouillage radioélectrique subi, même si le brouillage est susceptible d'en compromettre le fonctionnement.

Afin d'éviter la possibilité de dépasser les limites d'exposition aux fréquences radio ISED, la proximité humaine de l'antenne ne doit pas être inférieure à 20 cm (8 pouces) pendant le fonctionnement normal.