


单页尺寸: 75x105mm
成品尺寸: 450x105mm

封面

Mafiti

USER MANUAL



* The manual contains important information
please keep it for future use

A1

Content

Product Parts Display-----	1
Start Guide-----	2
Main Specifications-----	3
Warning-----	4-5
User safety information----	6-7

Start Guide

1. The right side of the walkie-talkies is the Turn ON/OFF key. Push up to turn on, and push down to turn off.
2. The left side of the walkie-talkies is the PPT key. Press the key while speaking, and release when finished.
3. The power indicator is blue light after booting.
4. When the battery of the walkie-talkies is low, please use type-c charging cable to charge.
5. Adapter specification: DC 5V/1A. Charging must be done by an adult.

Main Specifications

Frequency	400-470MHz
RF output power	≤0.5W
Operating Voltage	3.7V
Communication distance	400-1000M <small>(Depends on the environment)</small>
Number of channels (simplex)	1
Frequency stability	±5ppm
Charging Voltage	DC5V=1A
Charging Time	1h
Working Time	20h

⚠ WARNING

1. Contain small parts, not suitable for children under 3 years old.
2. The package must be taken out by the adult and the kids walkie-talkies must be used under the direct supervision of adults.
3. The kids walkie-talkies can only be charged with the equipped adapter (Adapter specification: DC 5V-1A).
4. Keep out of the fire when using the walkie-talkies.

User Safety Information

1. In the process of compiling this manual, our company strives for the accuracy and completeness of the content, but we do not assume any responsibility for the possible errors or omissions.
2. Our company reserves the right to change product design and specifications. Due to the continuous development of technology, product design and specifications are subject to change without notice.
3. When using the walkie-talkies, please check the shell and other parts regularly for damage. If the damage is found, please stop using it immediately until the repair is complete.
4. If the walkie-talkies is disintegrated, broken or deformed, do not let children use it to avoid accidental swallowing, choking and other injuries.
5. Maintenance method: The electrical components of this product must not be exposed to water or placed in a humid environment. Please wipe the surface stains with a dry cloth.
6. If you wear the walkie-talkies on your body, please make sure that the antenna is at least about 5 cm away from your body when the walkie-talkies is transmitting the signal.
7. Do not use the walkie-talkies with damaged antenna. The damaged antenna may cause slight burns if it touches the skin.
8. Maintenance of the walkie-talkies should only be carried out by professional technicians, do not disassemble and assemble the walkie-talkies by yourself.

This radio complies with IEEE and ICNIRP exposure limits for General Population/Uncontrolled RF exposure environment at operating duty factors of up to 50% and is authorized by the FCC for General Population/Uncontrolled use only. An appropriate warning label is affixed to all units. In order to comply with RF exposure requirements, a minimum distance of 2.5 cm must be maintained when held-to-face, and body-worn operations are restricted to the approved original accessories (belt clip), a minimum distance of 0 cm. Do not use this device when antenna shows obvious damages.


This product is compliance to FCC RF Exposure requirements and refers to FCC website <https://apps.fcc.gov/oetcf/eas/reports/-GenericSearch.cfm> search for FCC ID: 2AQXTMX-XJ15 to gain further information include SAR Values.

NOTE: This equipment has been tested and found to comply with the limits for a Class B digital device, pursuant to part 15 of the FCC Rules. These limits are designed to provide reasonable protection against harmful interference in a residential installation. This equipment generates uses and can radiate radio frequency energy and, if not installed and used in accordance with the instructions,


may cause harmful interference to radio communications. However, there is no guarantee that interference will not occur in a particular installation. If this equipment does cause harmful interference to radio or television reception, which can be determined by turning the equipment off and on, the user is encouraged to try to correct the interference by one or more of the following measures:

- Reorient or relocate the receiving antenna.
- Increase the separation between the equipment and receiver.
- Connect the equipment into an outlet on a circuit different from that to which


the receiver is connected. -Consult the dealer or an experienced radio/TV technician for help. Changes or modifications not expressly approved by the party responsible for compliance could void the user's authority to operate the equipment. This device complies with part 15 of the FCC Rules. Operation is subject to the following two conditions: (1) This device may not cause harmful interference, and (2) this device must accept any interference received, including interference that may cause undesired operation.





0-3




AGES









Made in China

封底