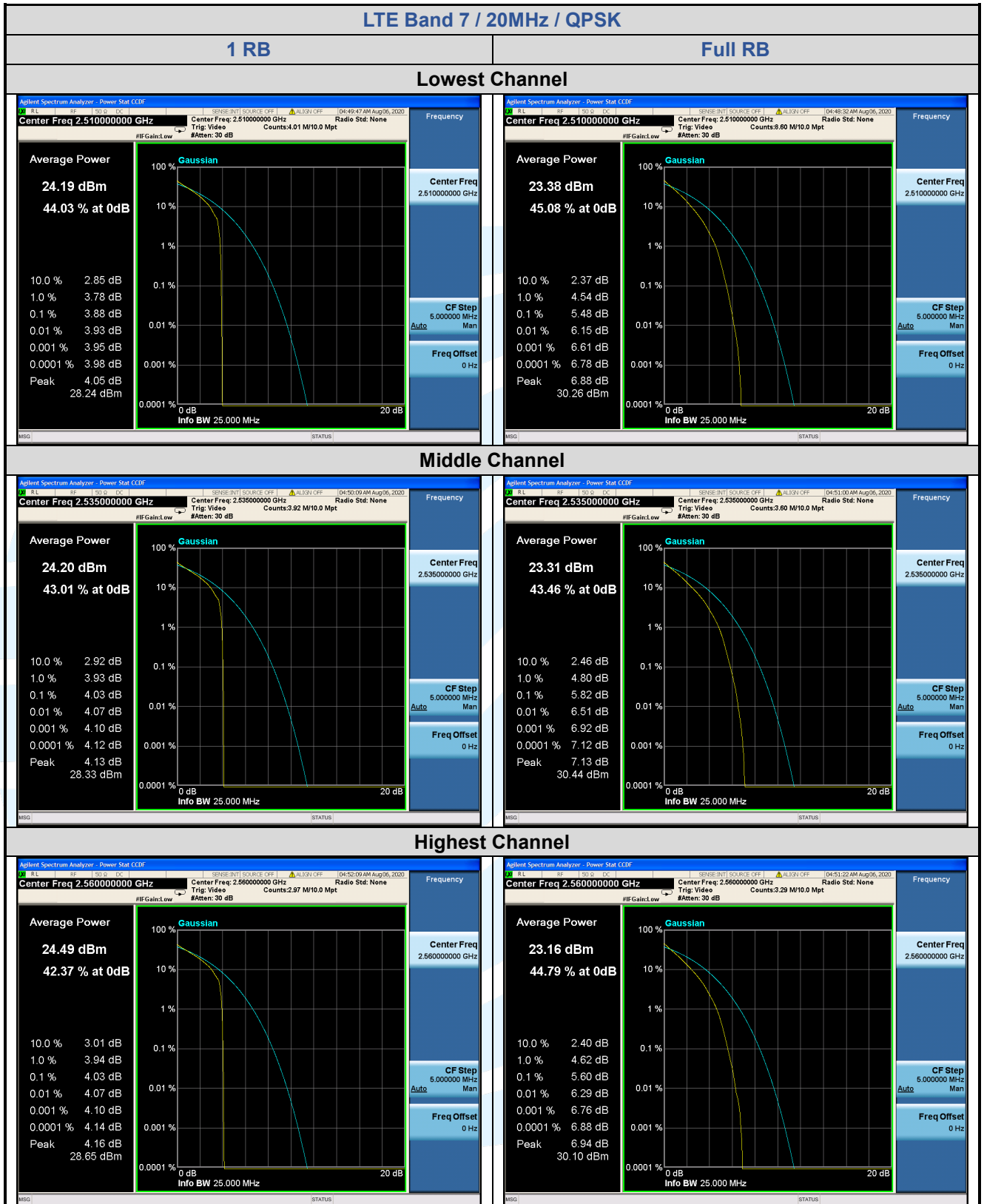
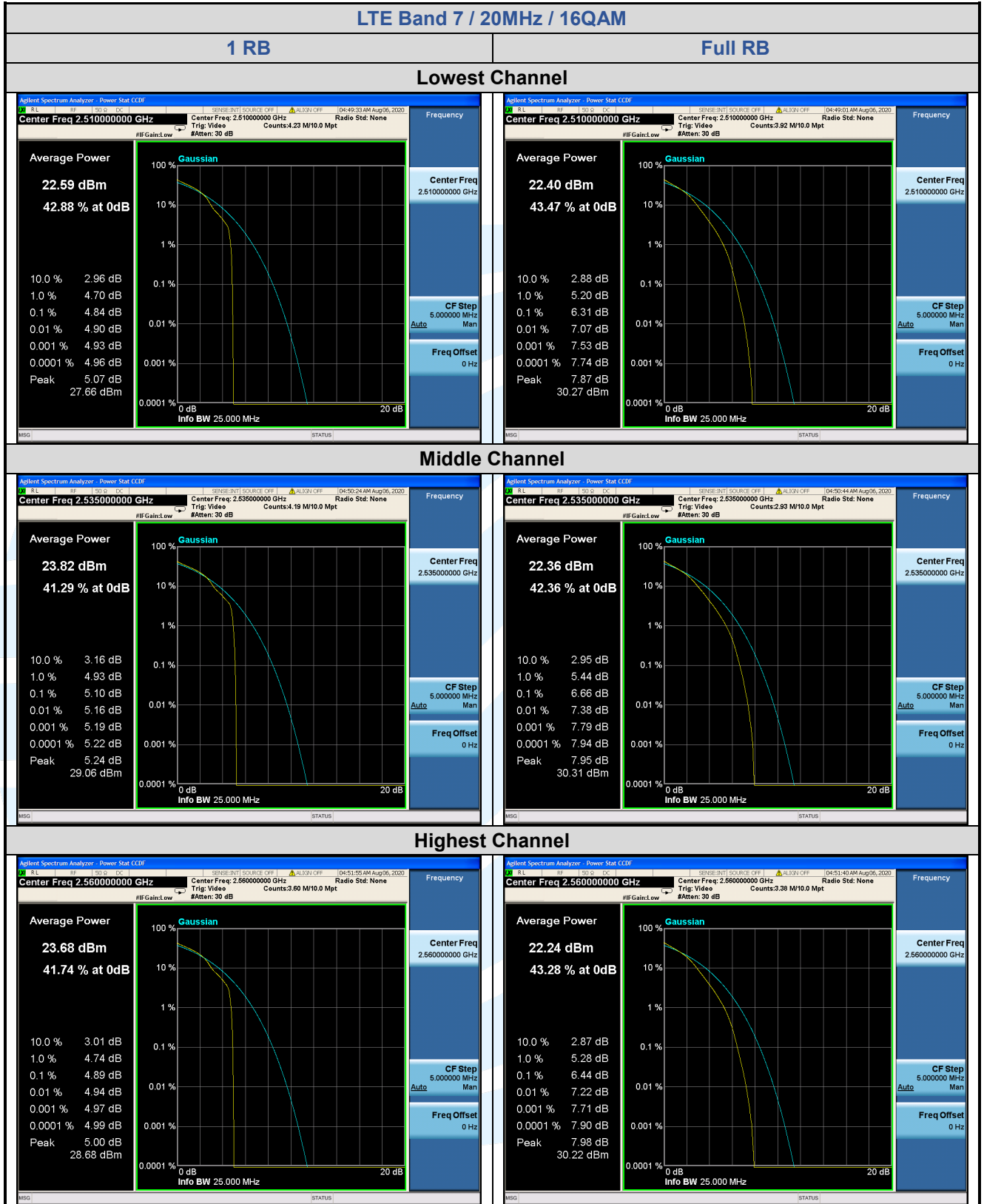


**5.4.4 LTE Band 7**

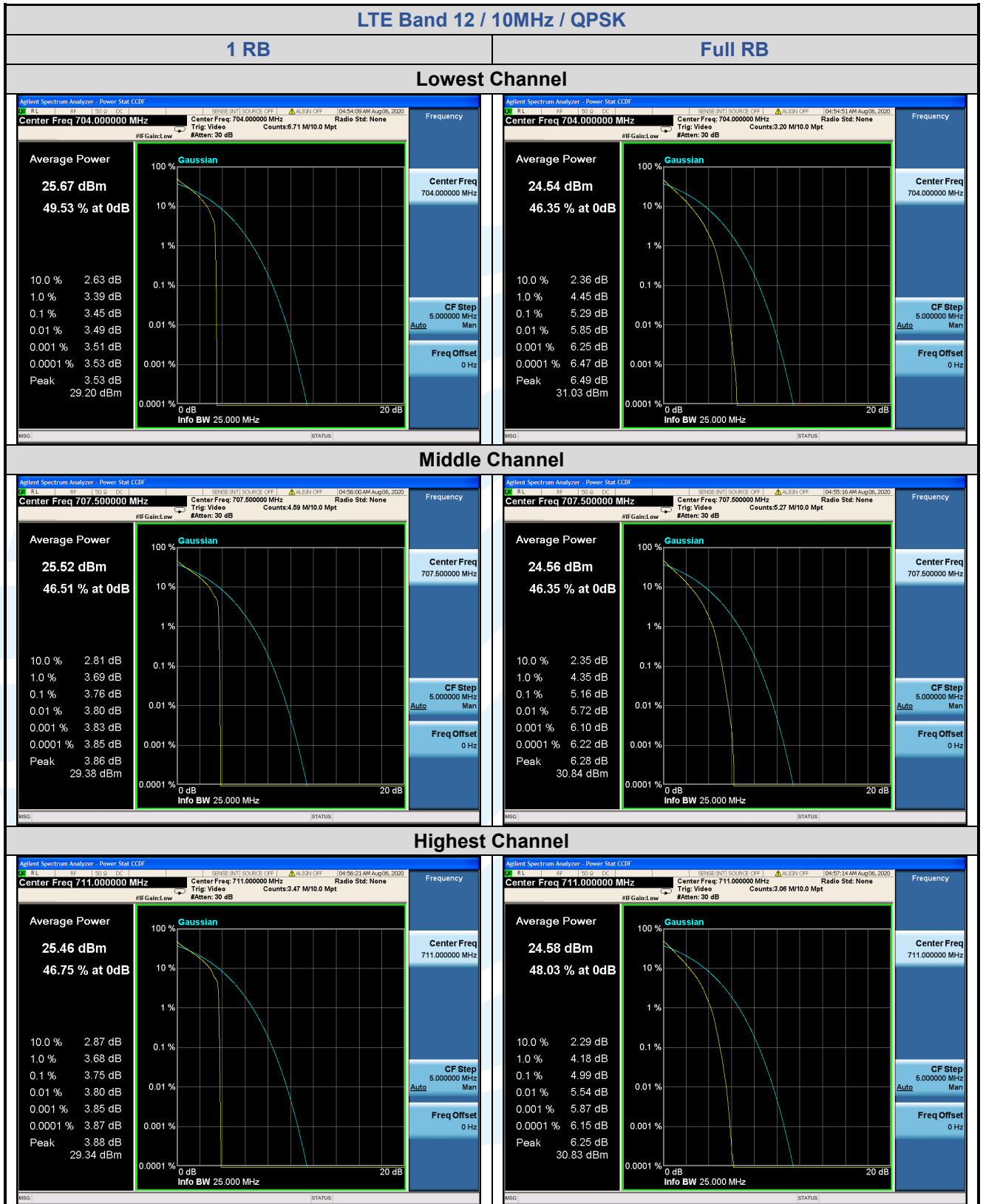
LTE Band 7 Peak-to-average ratio (dB)						
Channel	RB Configuration	Channel Bandwidth: 20 MHz			Limit (dB)	Result
		QPSK	16QAM	64QAM		
Lowest	1 RB	3.88	4.84	/	13	Pass
	Full RB	5.48	6.31	/	13	Pass
Middle	1 RB	4.03	5.10	/	13	Pass
	Full RB	5.82	6.66	/	13	Pass
Highest	1 RB	4.03	4.89	/	13	Pass
	Full RB	5.60	6.44	/	13	Pass

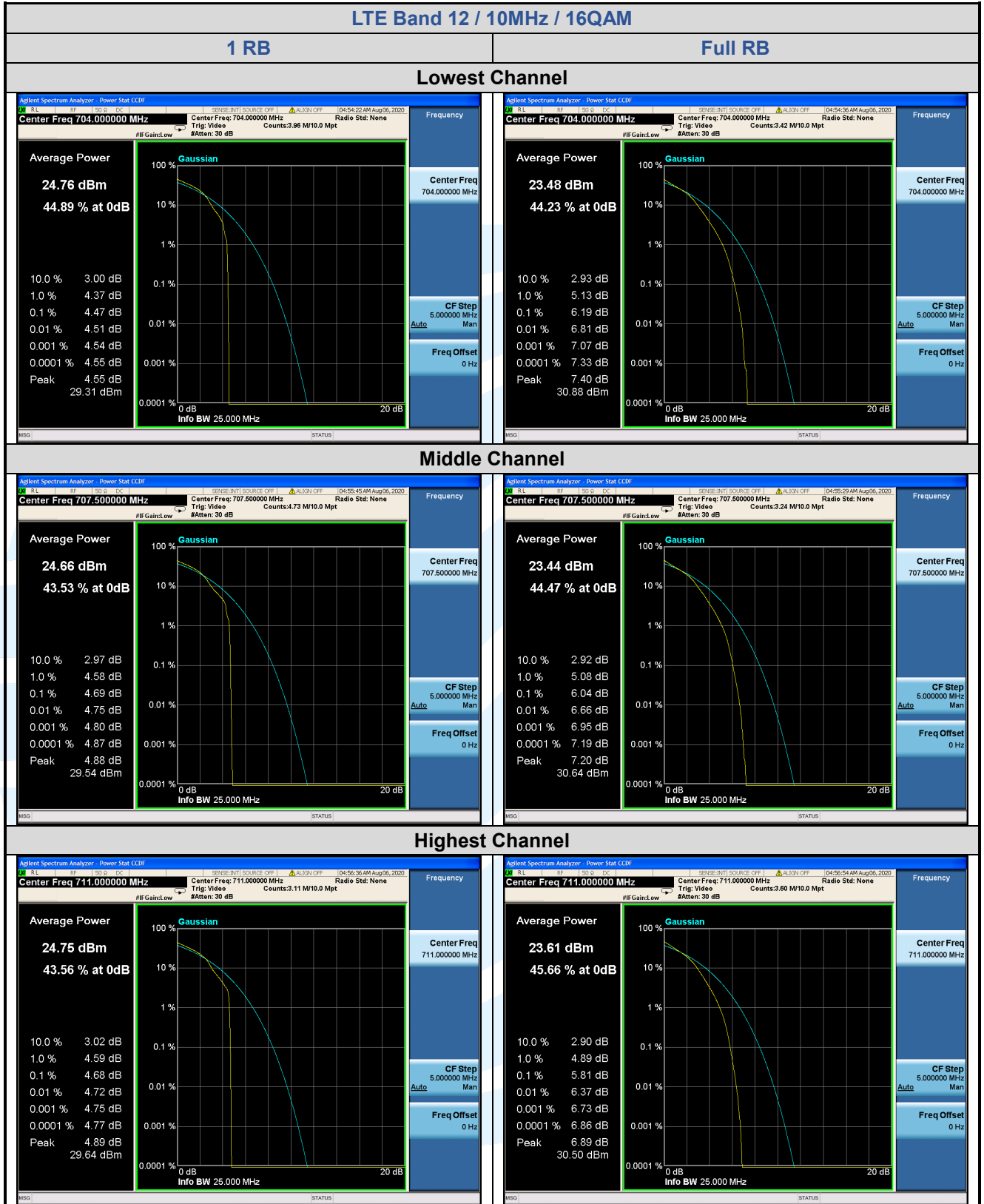




**5.4.5 LTE Band 12**

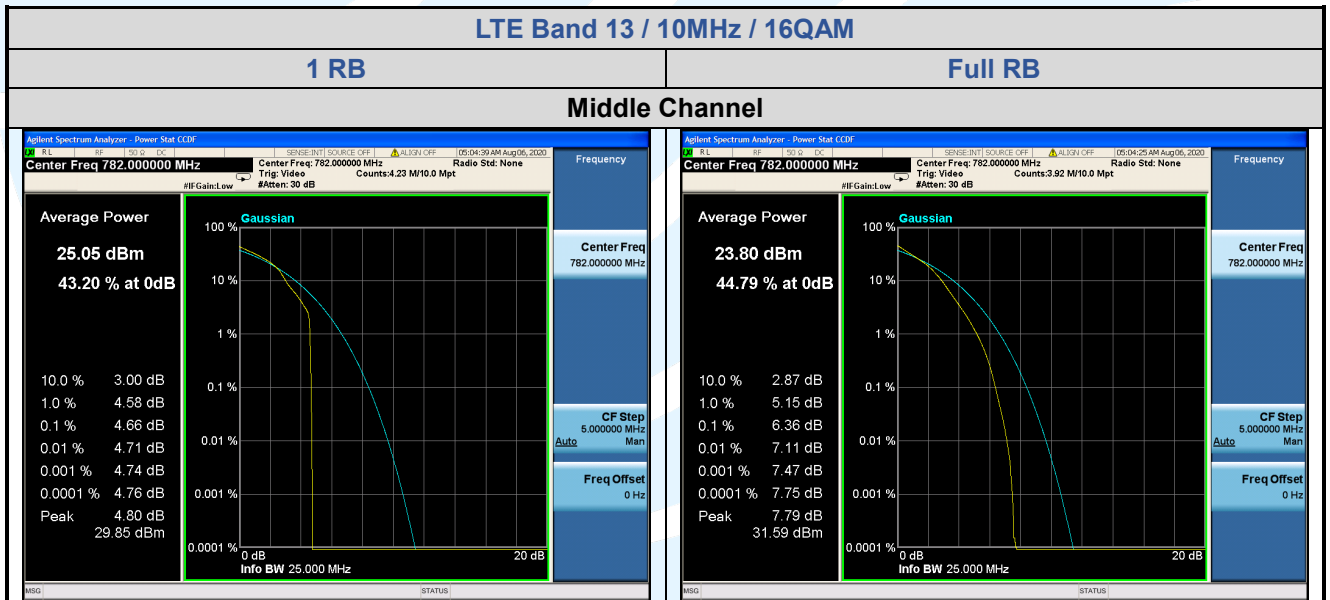
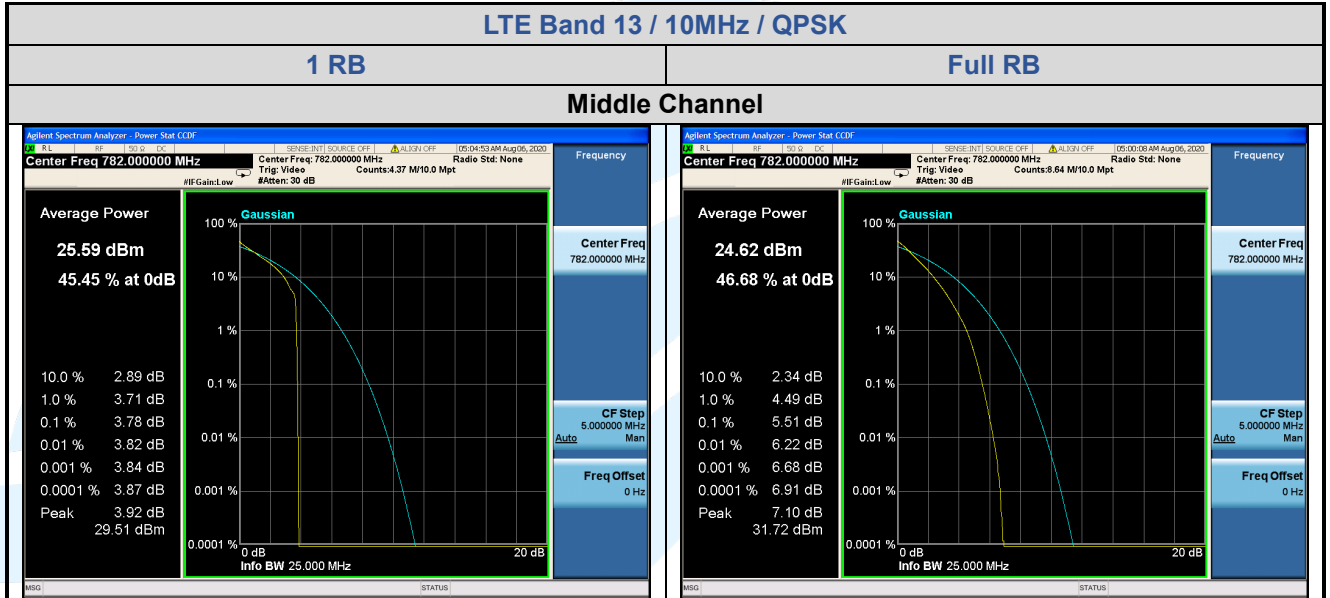
LTE Band 12 Peak-to-average ratio (dB)						
Channel	RB Configuration	Channel Bandwidth: 10 MHz			Limit (dB)	Result
		QPSK	16QAM	64QAM		
Lowest	1 RB	3.45	4.47	/	13	Pass
	Full RB	5.29	6.19	/	13	Pass
Middle	1 RB	3.76	4.69	/	13	Pass
	Full RB	5.16	6.04	/	13	Pass
Highest	1 RB	3.75	4.68	/	13	Pass
	Full RB	4.99	5.81	/	13	Pass





### 5.4.6 LTE Band 13

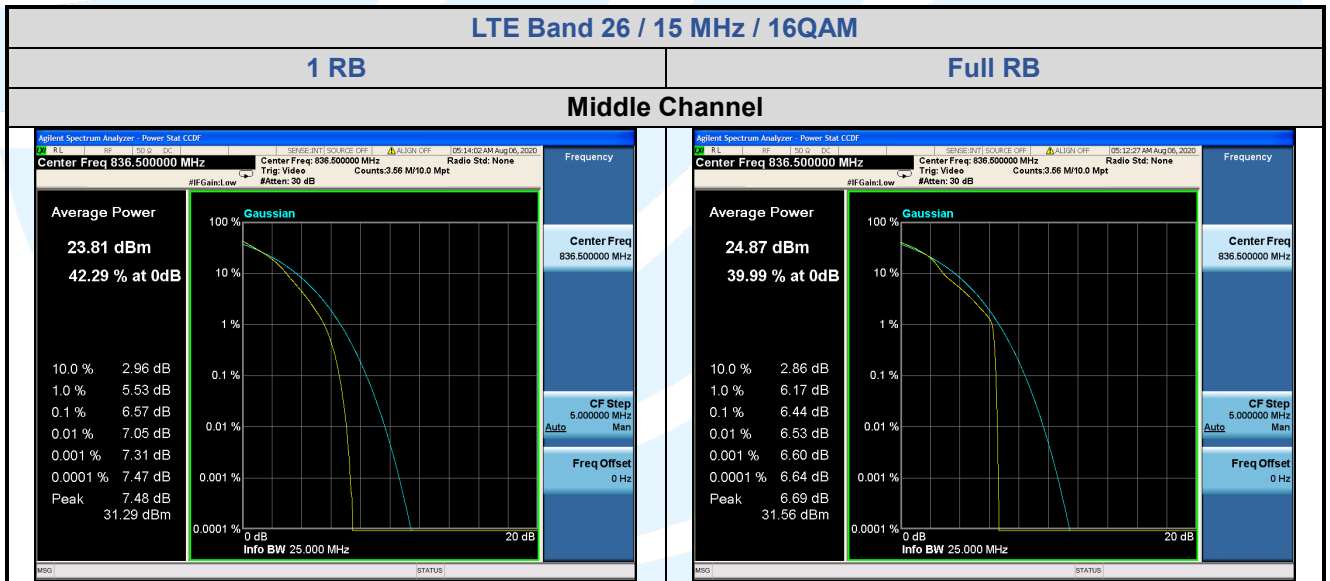
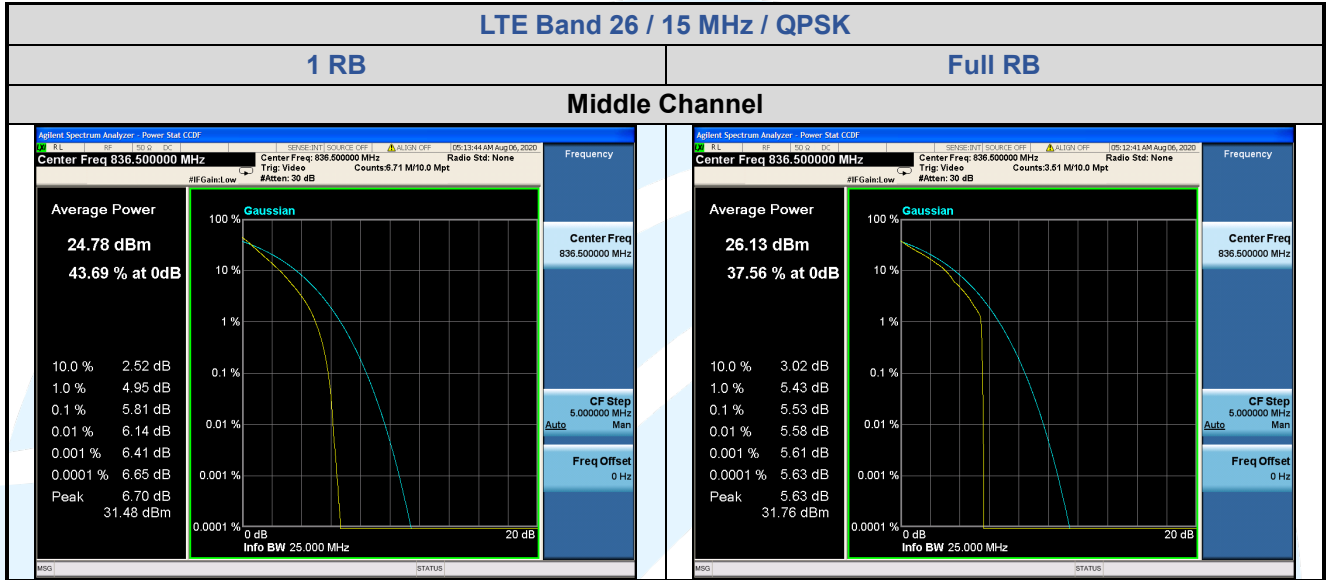
LTE Band 13 Peak-to-average ratio (dB)						
Channel	RB Configuration	Channel Bandwidth: 10 MHz			Limit (dB)	Result
		QPSK	16QAM	64QAM		
Middle	1 RB	3.78	4.66	/	13	Pass
	Full RB	5.51	6.36	/	13	Pass





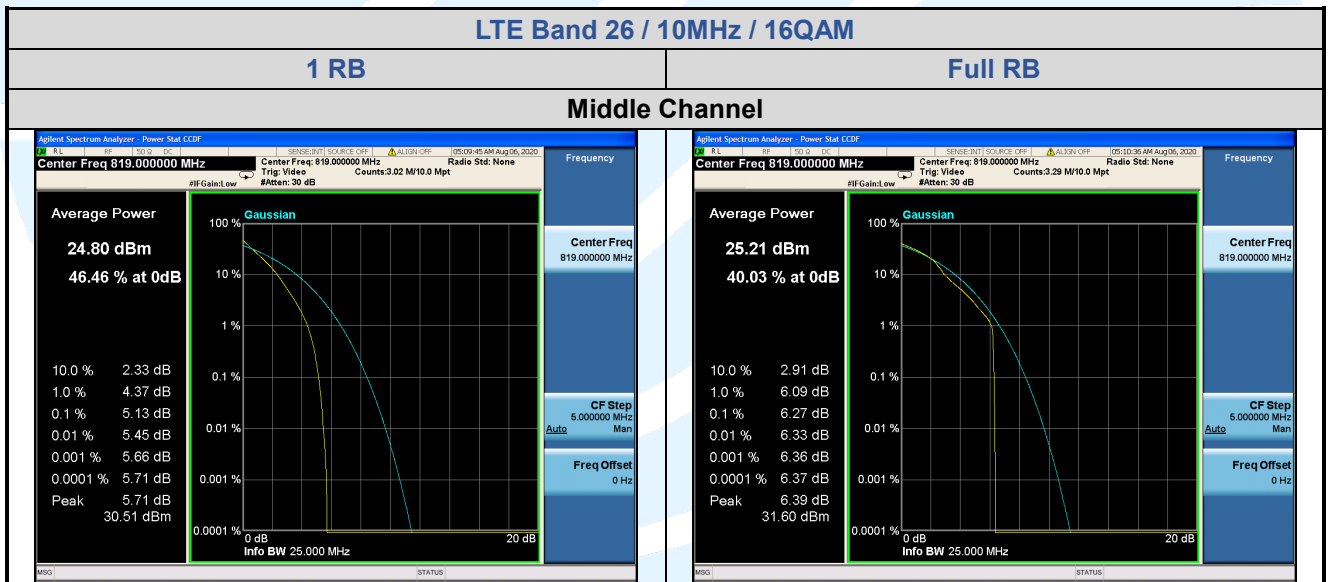
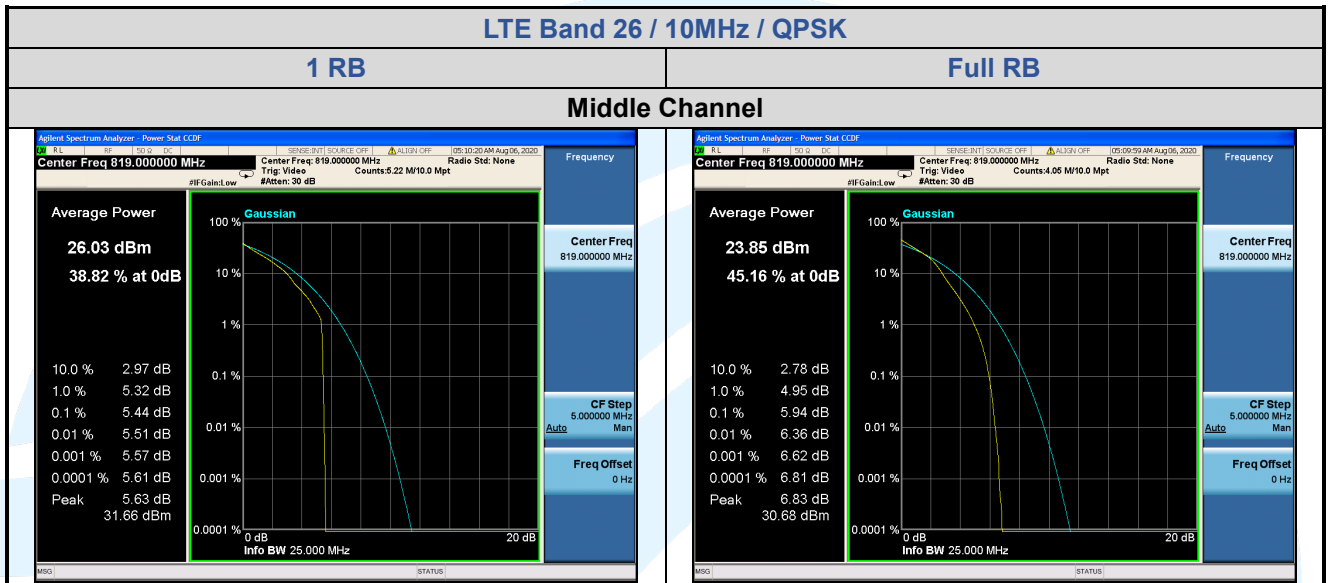
5.4.7 LTE Band 26

LTE Band 26 Peak-to-average ratio (dB)						
Channel	RB Configuration	Channel Bandwidth: 15 MHz			Limit (dB)	Result
		QPSK	16QAM	64QAM		
Middle	1 RB	5.81	6.57	/	13	Pass
	Full RB	5.53	6.44	/	13	Pass



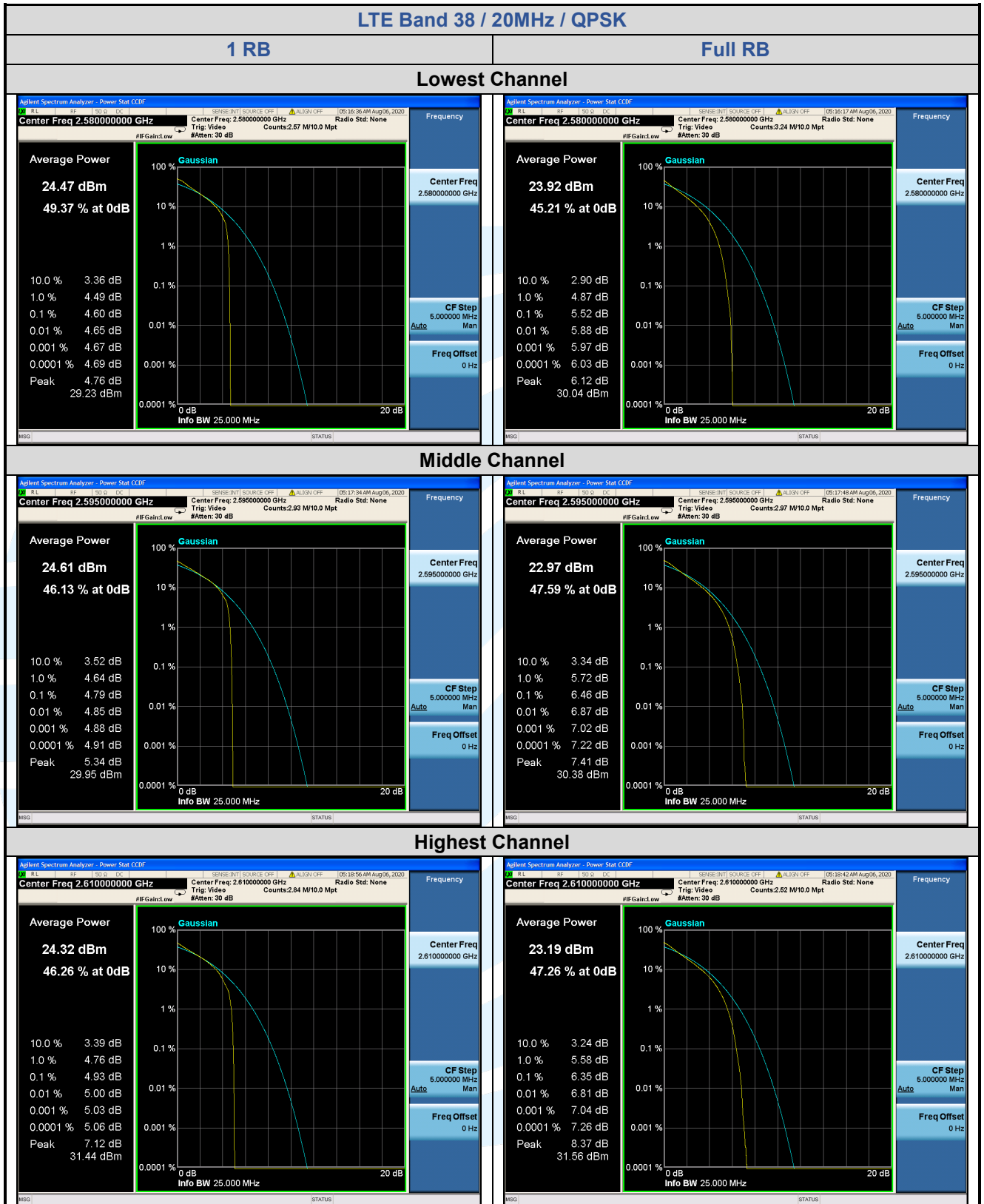
### 5.4.8 LTE Band 26 (Part 90S)

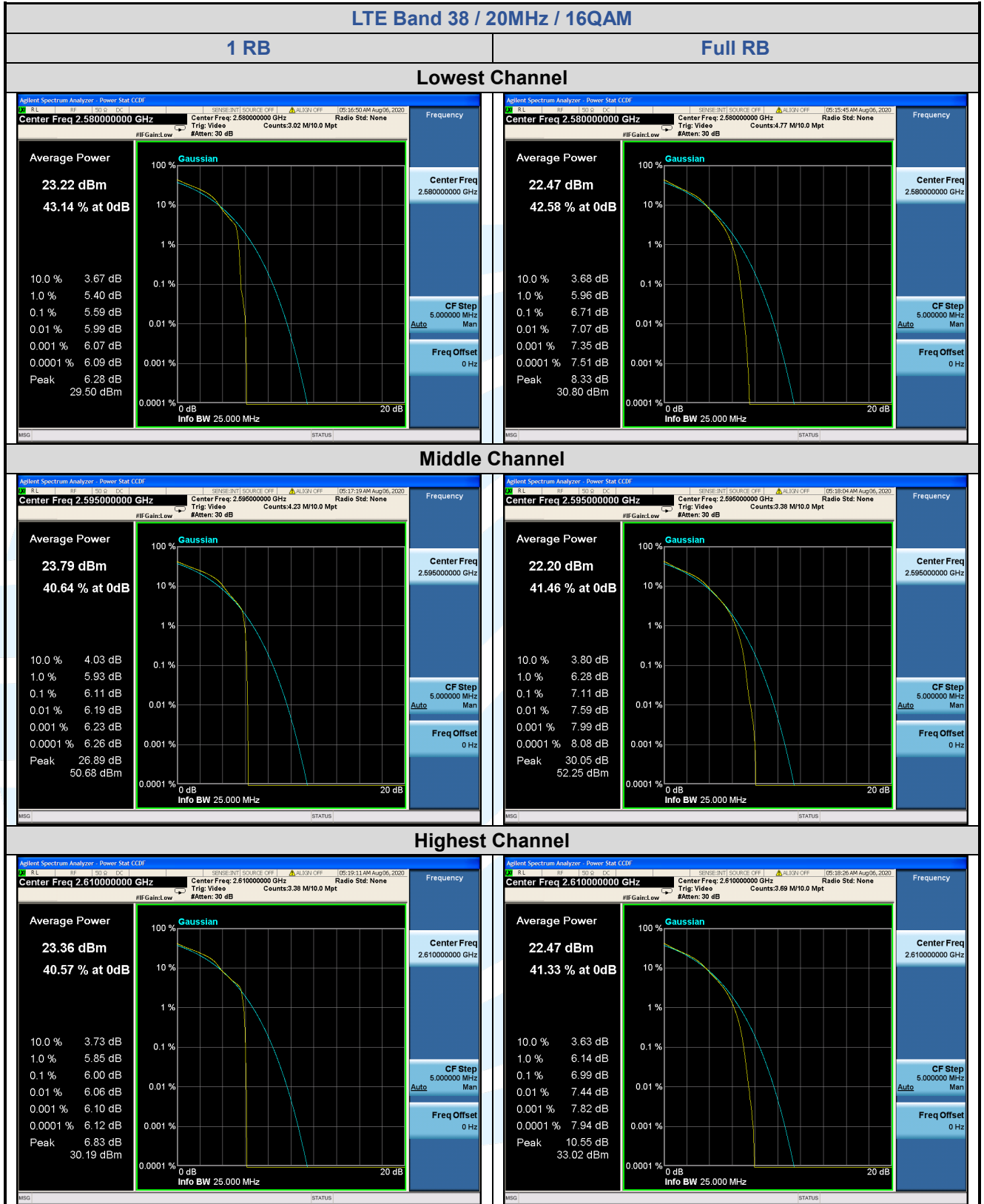
LTE Band 26 Peak-to-average ratio (dB)						
Channel	RB Configuration	Channel Bandwidth: 10 MHz			Limit (dB)	Result
		QPSK	16QAM	64QAM		
Middle	1 RB	5.44	5.13	/	13	Pass
	Full RB	5.94	6.27	/	13	Pass



**5.4.9 LTE Band 38**

LTE Band 38 Peak-to-average ratio (dB)						
Channel	RB Configuration	Channel Bandwidth: 20 MHz			Limit (dB)	Result
		QPSK	16QAM	64QAM		
Lowest	1 RB	4.60	5.59	/	13	Pass
	Full RB	5.52	6.71	/	13	Pass
Middle	1 RB	4.79	6.11	/	13	Pass
	Full RB	6.46	7.11	/	13	Pass
Highest	1 RB	4.93	6.00	/	13	Pass
	Full RB	6.35	6.99	/	13	Pass

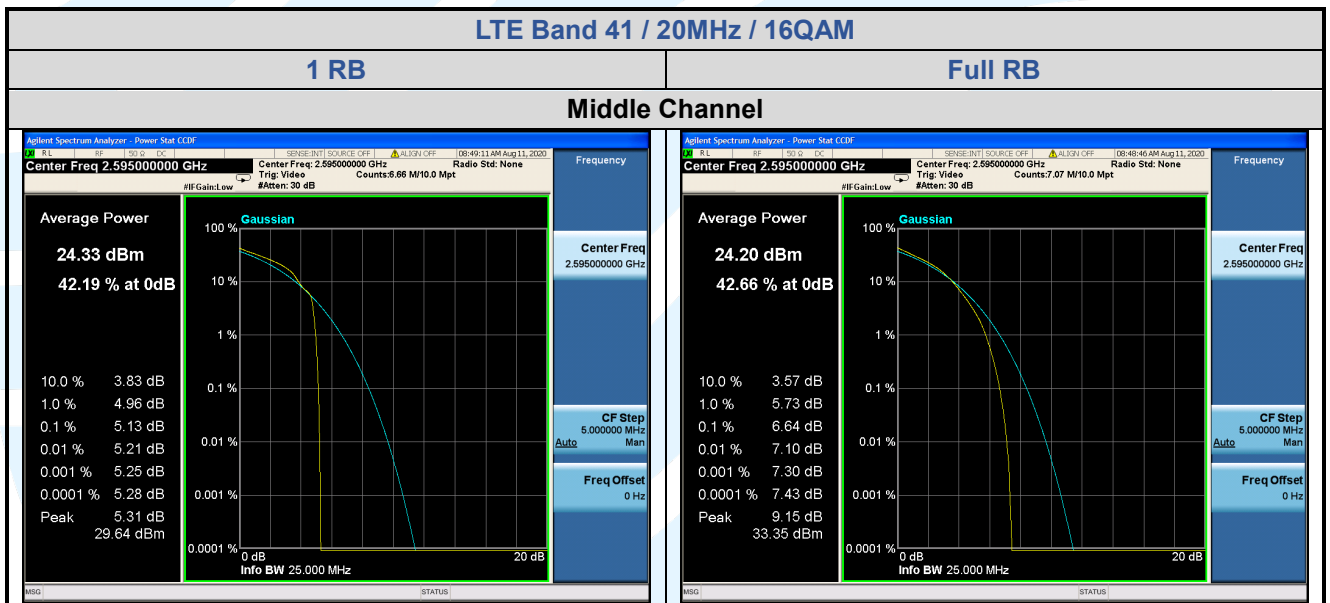
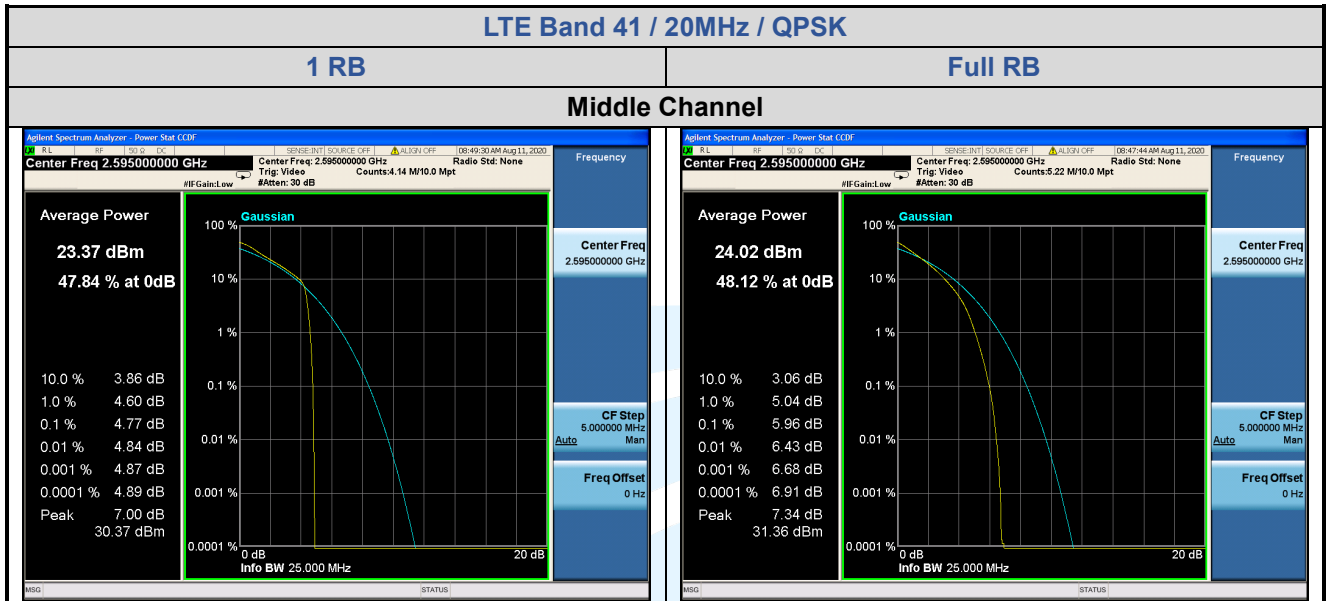




**5.4.10 LTE Band 41**

LTE Band 41 Peak-to-average ratio (dB)						
Channel	RB Configuration	Channel Bandwidth: 20 MHz			Limit (dB)	Result
		QPSK	16QAM	64QAM		
Middle	1 RB	4.77	5.13	/	13	Pass
	Full RB	5.96	6.64	/	13	Pass

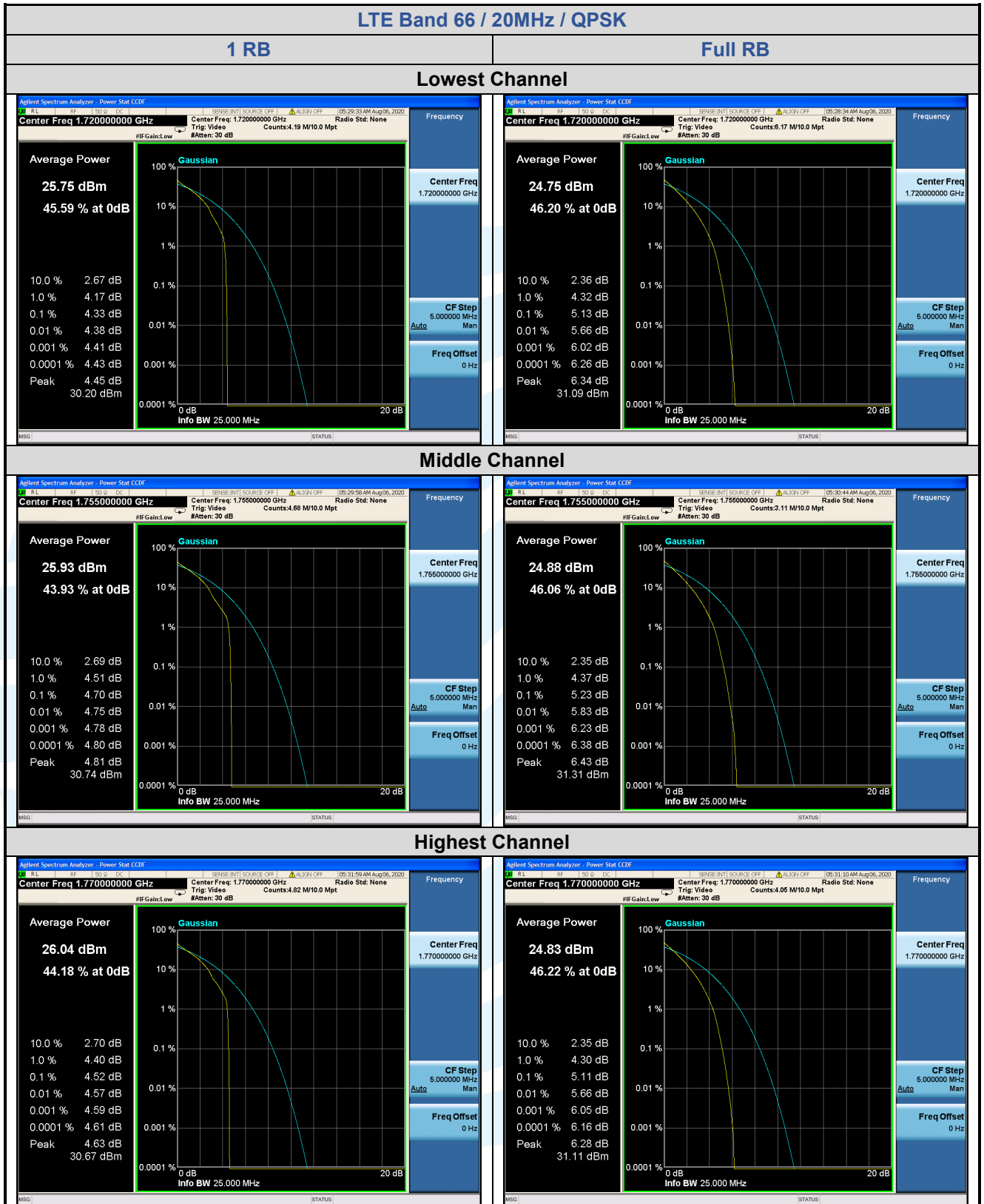


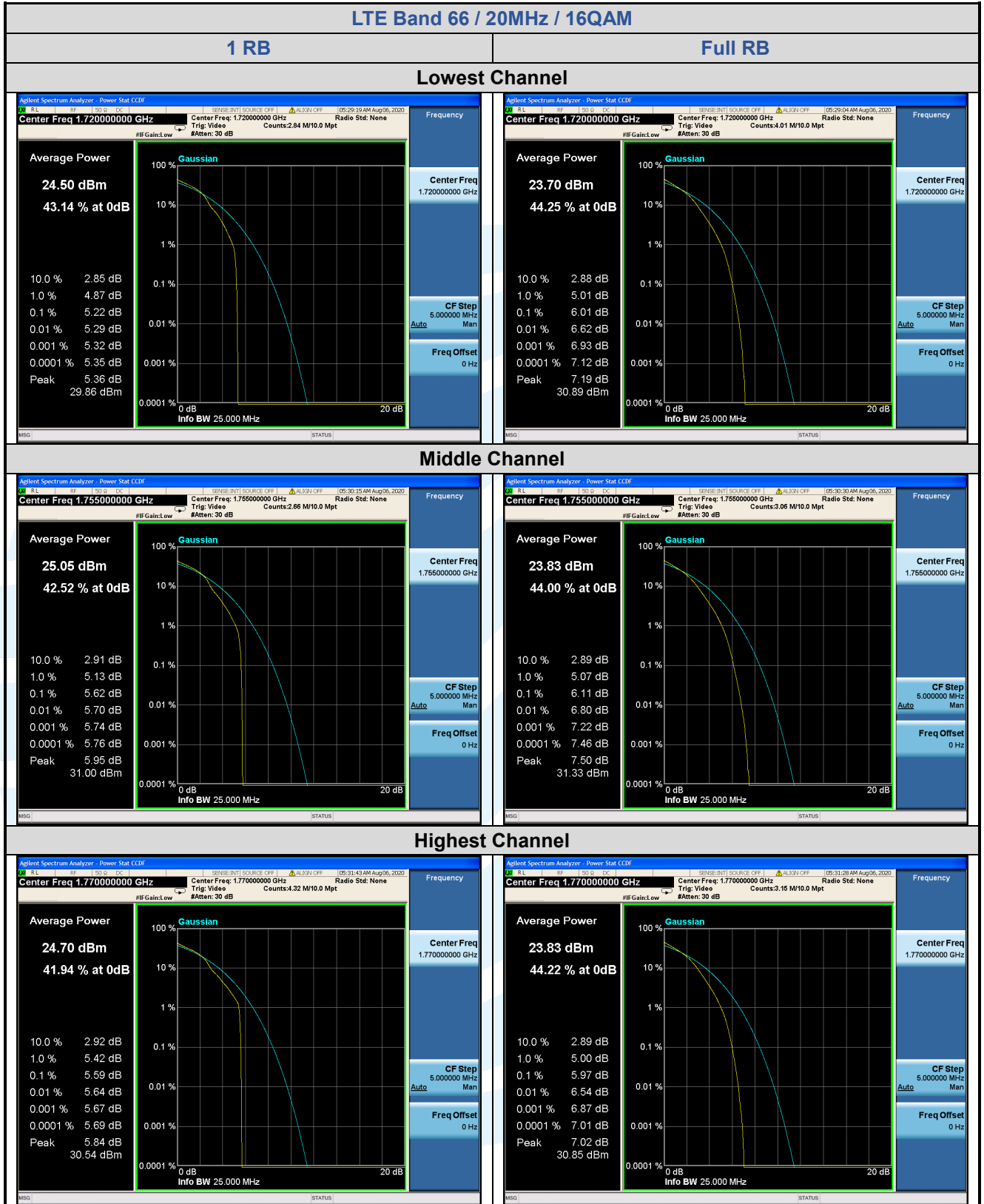


**5.4.11 LTE Band 66**

LTE Band 66 Peak-to-average ratio (dB)						
Channel	RB Configuration	Channel Bandwidth: 20 MHz			Limit (dB)	Result
		QPSK	16QAM	64QAM		
Lowest	1 RB	4.33	5.22	/	13	Pass
	Full RB	5.13	6.01	/	13	Pass
Middle	1 RB	4.70	5.62	/	13	Pass
	Full RB	5.23	6.11	/	13	Pass
Highest	1 RB	4.52	5.59	/	13	Pass
	Full RB	5.11	5.97	/	13	Pass







### 5.599%&26DB BANDWIDTH

**Test Requirement:** FCC 47 CFR Part 2.1049(h), RSS-Gen Issue 5, Section 6.7

**Test Method:** ANSI C63.26-2015 & KDB 971168 D01v03r01 Section 4

**Limit:** No Limit, for reporting purposes only.

**Test Procedure:**

The transmitter output was connected to a calibrated coaxial cable and coupler, the other end of which was connected to a spectrum analyzer. The occupied bandwidth was measured with the spectrum analyzer at the low, middle and high channel in each band. The 99% and -26dB bandwidths was also measured and recorded.

Note: The cable loss and attenuator loss were offset into measure device as an amplitude offset.

**Test Setup:** Refer to section 4.2.2 for details.

**Instruments Used:** Refer to section 3 for details

**Test Mode:** Link mode

**Test Results:** Pass

**Test Data:** See table below

#### 5.5.1 LTE Band 2

LTE Band 2								
Channel	RB Configuration		26 dB BW (MHz)			99% BW (MHz)		
	Size	Offset	QPSK	16QAM	64QAM	QPSK	16QAM	64QAM
<b>Channel Bandwidth: 1.4 MHz</b>								
Lowest	6	0	1.339	1.322	/	1.1002	1.1022	/
Middle	6	0	1.322	1.322	/	1.0987	1.1031	/
Highest	6	0	1.321	1.299	/	1.0977	1.1006	/
<b>Channel Bandwidth: 3 MHz</b>								
Lowest	15	0	2.974	2.998	/	2.6969	2.6918	/
Middle	15	0	2.991	2.996	/	2.7074	2.6961	/
Highest	15	0	2.974	2.996	/	2.7007	2.6966	/
<b>Channel Bandwidth: 5 MHz</b>								
Lowest	25	0	5.052	4.987	/	4.5162	4.5282	/
Middle	25	0	5.006	5.017	/	4.5374	4.5088	/
Highest	25	0	4.966	5.027	/	4.5117	4.5323	/
<b>Channel Bandwidth: 10 MHz</b>								
Lowest	50	0	9.864	9.904	/	8.9660	8.9715	/
Middle	50	0	9.938	9.865	/	8.9731	8.9726	/
Highest	50	0	9.925	9.926	/	8.9660	8.9612	/
<b>Channel Bandwidth: 15 MHz</b>								
Lowest	75	0	14.61	14.63	/	13.428	13.447	/
Middle	75	0	14.69	14.63	/	13.435	13.416	/
Highest	75	0	14.69	14.73	/	13.417	13.445	/
<b>Channel Bandwidth: 20 MHz</b>								
Lowest	100	0	19.66	19.64	/	17.940	17.953	/
Middle	100	0	19.42	19.56	/	17.869	17.864	/
Highest	100	0	19.44	19.55	/	17.938	17.968	/

**Shenzhen UnionTrust Quality and Technology Co., Ltd.**

Address: 16/F, Block A, Building 6, Baoneng Science and Technology Park, Qingxiang Road No.1, Longhua New District, Shenzhen, China

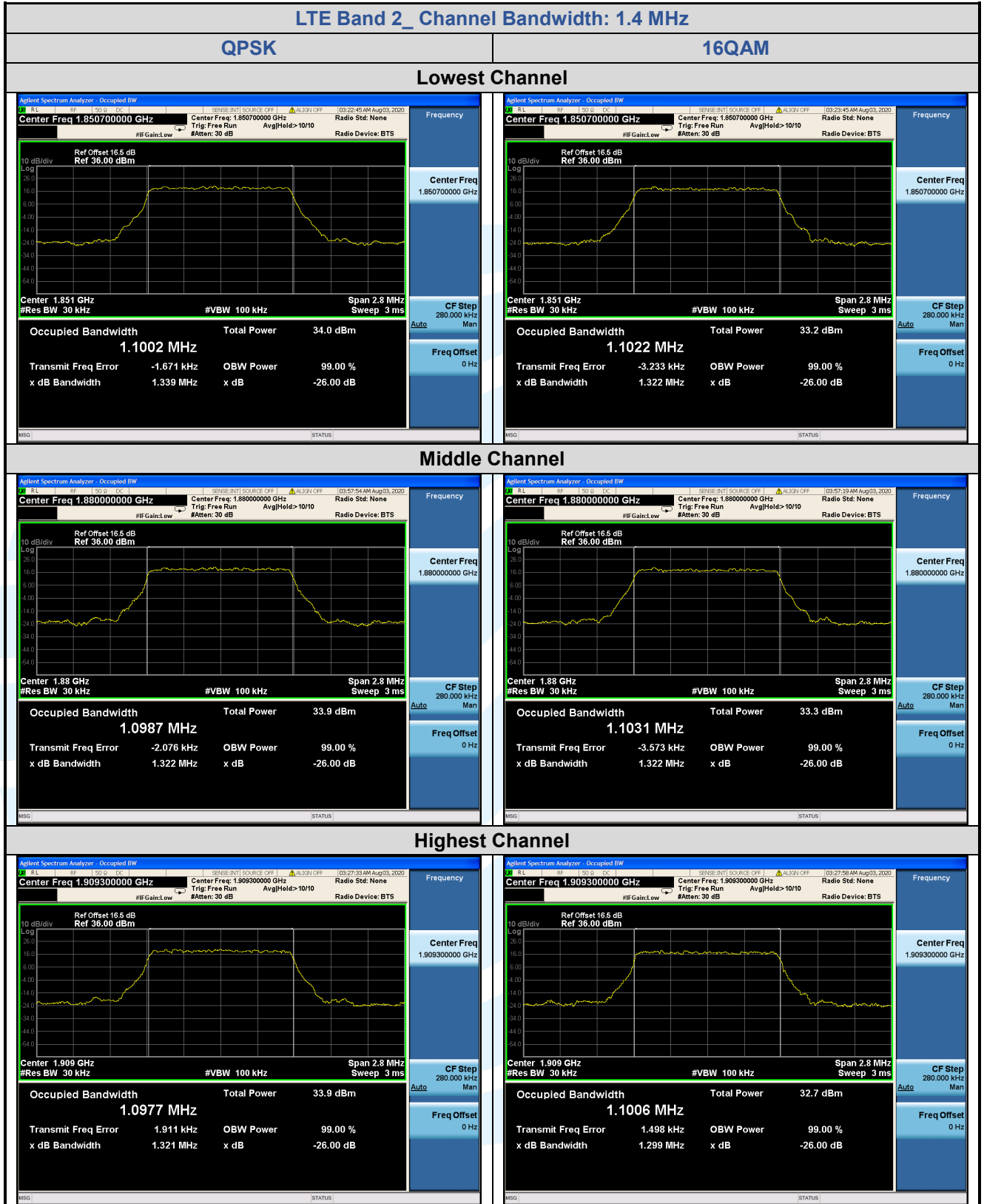
Tel: +86-755-28230888

Fax: +86-755-28230886

E-mail: info@uttlab.com

<http://www.uttlab.com>

UTTR-RF-FCC4G-V1.0



**Shenzhen UnionTrust Quality and Technology Co., Ltd.**

Address: 16/F, Block A, Building 6, Baoneng Science and Technology Park, Qingxiang Road No.1, Longhua New District, Shenzhen, China

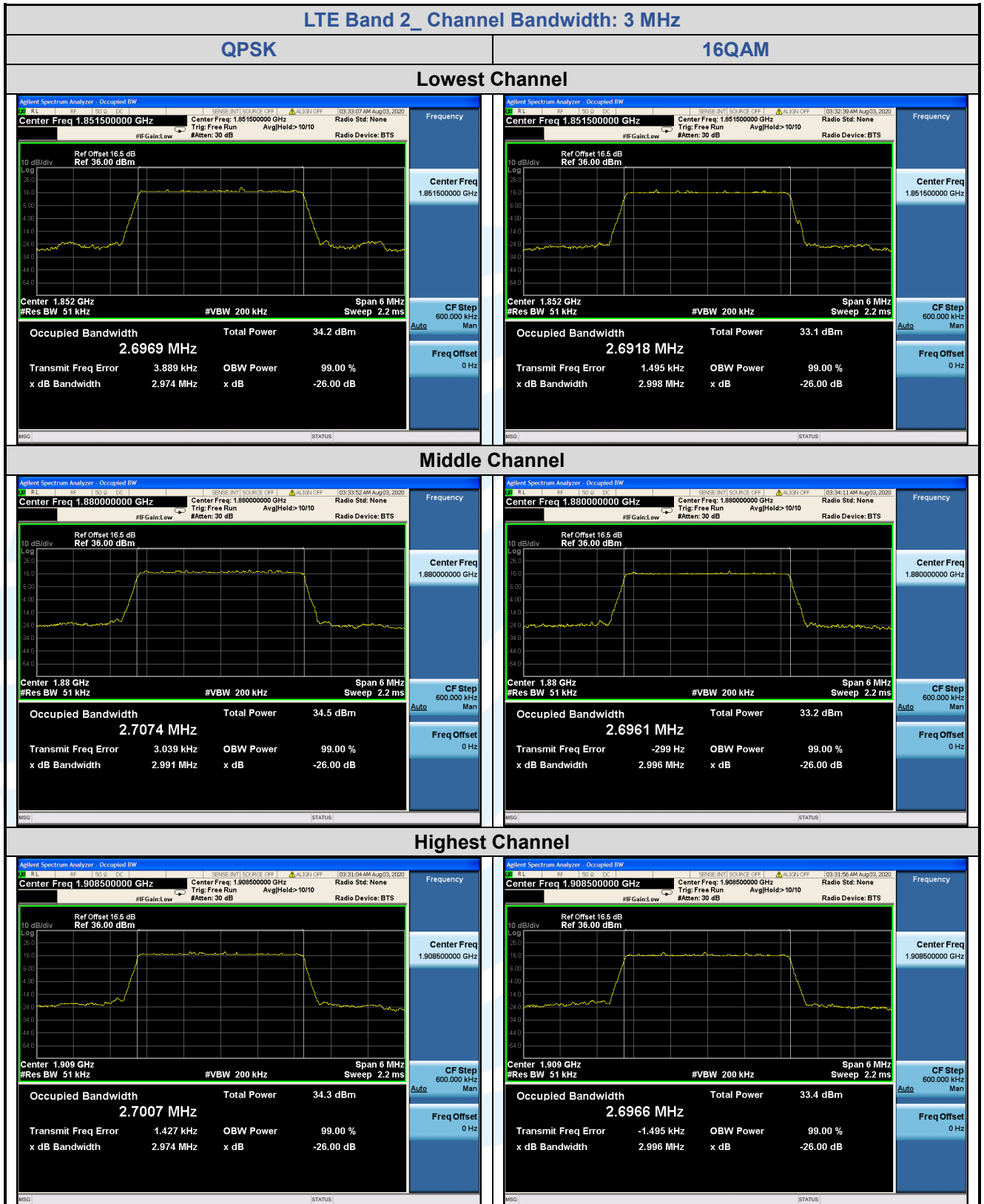
Tel: +86-755-28230888

Fax: +86-755-28230886

E-mail: info@uttlab.com

<http://www.uttlab.com>

UTTR-RF-FCC4G-V1.0



**Shenzhen UnionTrust Quality and Technology Co., Ltd.**

Address: 16/F, Block A, Building 6, Baoneng Science and Technology Park, Qingxiang Road No.1, Longhua New District, Shenzhen, China

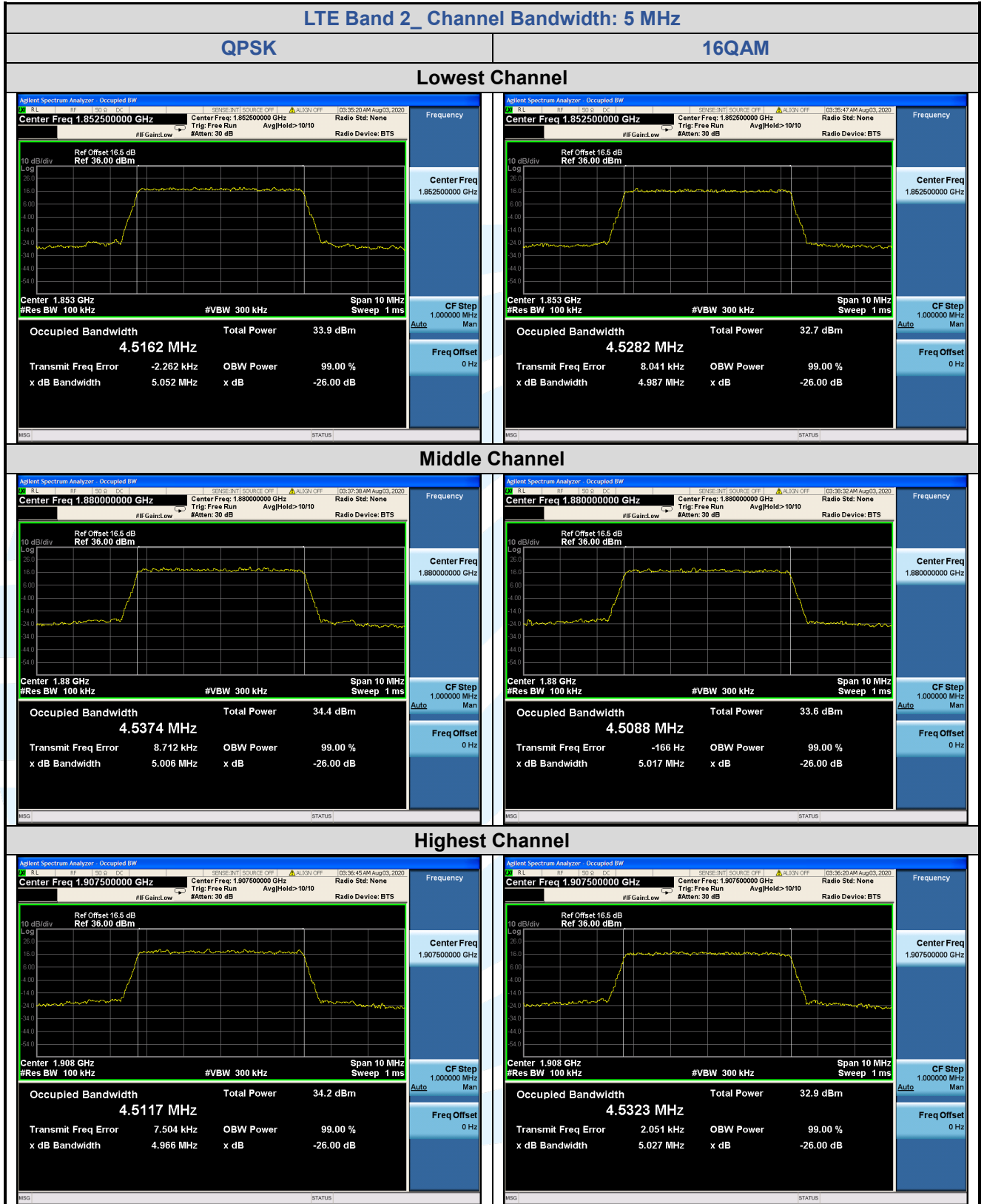
Tel: +86-755-28230888

Fax: +86-755-28230886

E-mail: info@uttlab.com

<http://www.uttlab.com>

UTTR-RF-FCC4G-V1.0



**Shenzhen UnionTrust Quality and Technology Co., Ltd.**

Address: 16/F, Block A, Building 6, Baoneng Science and Technology Park, Qingxiang Road No.1, Longhua New District, Shenzhen, China

Tel: +86-755-28230888

Fax: +86-755-28230886

E-mail: info@uttlab.com

<http://www.uttlab.com>

UTTR-RF-FCC4G-V1.0