

actijoy

USER GUIDE





THE ACTIJOY BUDDY PACK

Welcome to the Actijoy family!

Every story has its beginning. This story began under the paw of our beloved furry, four-legged baby Darwin. Dogs cannot learn to talk, but we can learn to understand. The Actijoy story is about the connection between man and dog and looking for the best way to ensure that the dog has the same care as family member. Thanks to your purchase, this story and our two years of effort can continue.

You can read more about Darwin at actijoy.com/ourstory





All-in-one solution

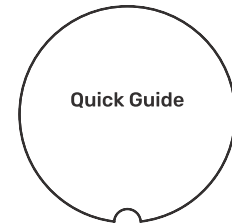
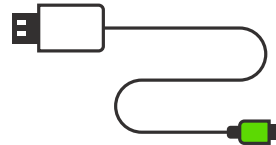
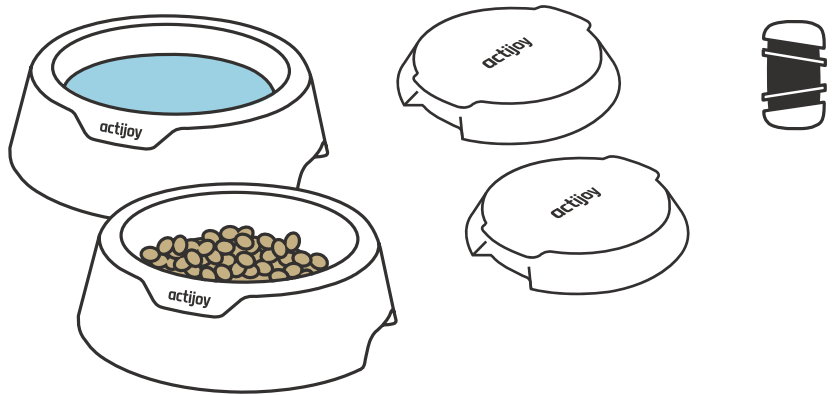
Food and water intake.
Monitors the freshness
and amount of water.
Multi-dog friendly.
Microwave safe.
Dishwasher safe.

Share with the whole family.
A complete Healthbook for vets.
Motivating challenges.

Tracks a dog's activity.
Monitors sleeping habits.
Built-in LED lights.
Human tracker connectivity.

WHAT'S IN THE BOX

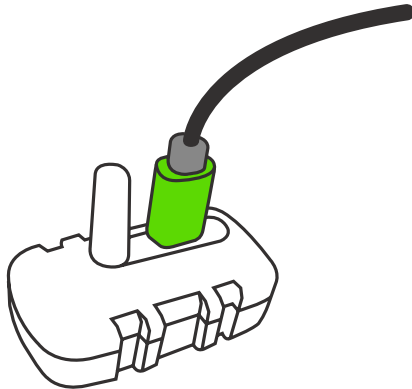
- WiFi Bowls
- Base Units
- Health & Activity Tracker
- Set of Silicone Holders
- AA Batteries
- Micro USB Cable
- Quick Guide



FIRST STEPS WITH THE TRACKER

Charge the Tracker

The Actijoy Health & Activity Tracker needs some power first. Use the Micro USB Cable and charge it for at least 60 minutes. The Tracker is fully charged when the green light is ON.



Download the App

Download the free Actijoy App from either Google Play or App Store and make sure your Bluetooth is enabled.



or



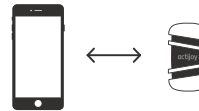
You can plug the enclosed Micro USB Cable into any USB charger or USB port directly into your laptop.

GETTING STARTED: HEALTH & ACTIVITY TRACKER

1. Make a profile for you and your dog. You can add another dog in the App later.



2. Pair the Tracker by following the instructions in the App.



3. The App will offer you the right firmware after adding the Tracker - please upload it.



4. Attach the Tracker to your doggy's collar/harness using one of the Tracker accessories and put back on.



Do you have issues while connecting the Tracker to the App? Make sure your Tracker is charged and check out that your Bluetooth is enabled.

TRACKER ACCESSORIES

Designed with your dog's needs in mind.

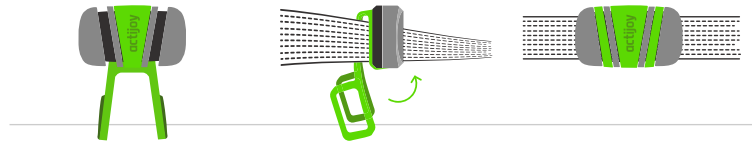
Townie is for the city dog that loves walks in the park. This holder makes the LED lights in the tracker more visible, which is perfect for nighttime walks in the city.



Explorer is the perfect choice for adventurous, active dogs. This holder secures the tracker firmly, protecting it from knocks and scratches.



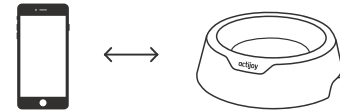
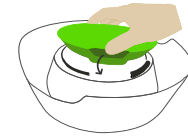
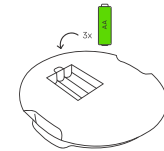
Trendy is a great choice for those who like to change their dog's look often. It's easy to swap over in a second and looks great on a harness.



The biggest advantage of silicone holders is their resistance to dirt and damage. At the same time it allows an easy attachment to a collar and harness.

GETTING STARTED: WiFi BOWLS

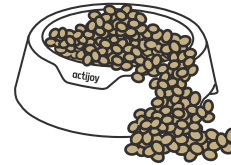
1. Insert batteries into the Base Unit with blue pads underneath and tap three times to activate.
2. Twist the Base Unit into position counter-clockwise until it clicks.
3. Pair your new device by clicking "Devices" in the ActiJoy App menu. Repeat step 1 and 2 with the Base Unit with black pads.
4. Once pairing is complete use Bowl with blue pads underneath for water, and Bowl with black pads underneath for food. When filling the food bowl you will hear a beeping sound.



Bowls are multiple dog-friendly and can recognize, which dog is using it. Keep in mind that bowls are micro and dishwasher friendly only **WITHOUT UNITS**.

SOUND SIGNAL

1. The beeping sound will speed up as the amount of food in the bowl increases. The optimal amount of food in the bowl is signaled by a prolonged sound.
2. When the optimal amount of food in the bowl is exceeded, the prolonged sound will be interrupted.
3. Remove excess food until the prolonged sound returns.
4. The prolonged sound will stop five seconds after the optimal amount of food in the bowl has been reached.

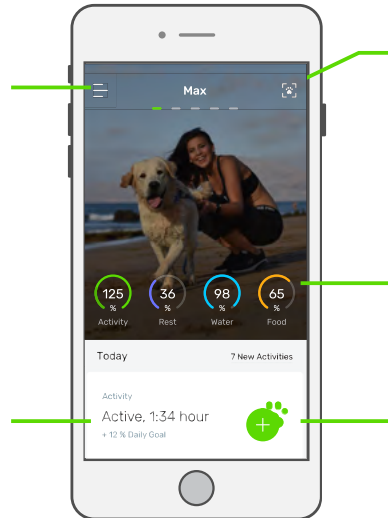


ACTIJOY iOS & ANDROID APP

Explore the Actijoy App

At the menu bar, you can add another dog, edit all your profiles, set your App and devices, find the Healthbook or use the LED lights.

Have the important events at your fingertips.



Take a perfect pic of your doggy!
Barkfie has various sounds to easily grab your buddy's attention.

Tap for more information.



Take a Barkfie.



Add weight of your doggy.



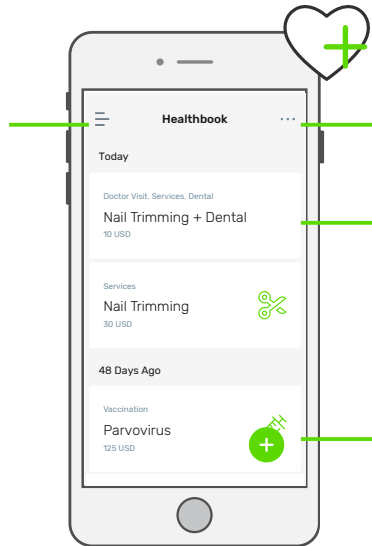
Add a new event.



Tip: Can't connect the devices to your cell phone? Check your Bluetooth.

THE HEALTHBOOK

Have important events in one place and share data with the whole family.



Share or filter information from the Healthbook.

Tap for more information.

Do you want to know the date of the latest vaccination? Did your doggy have flu? Add important events to your Healthbook and never miss a thing.



Tip: You can share information with your veterinarian and also with your family members through the Actijoy App!

WARRANTY & RETURN POLICY

2 Year Warranty

Actijoy provides a warranty on all products against defect in material and workmanship for a period of two (2) years from the date of original purchase. You may claim from Actijoy under this warranty even in cases in which Actijoy products were purchased from a third party vendor. This warranty excludes normal depletion of consumable parts such as batteries, unless failure occurs due to defects in materials or workmanship, damage resulting from abuse, accident, modification, unauthorized repair, or other cause that is not considered a defect in material and workmanship.

Return policy

If you are not satisfied with this product for any reason, you may return the product at any time in its original packaging. Products returned in original packaging with factory seal intact within two weeks of original purchase will receive a full refund in accordance with the terms and conditions at www.actijoy.com/pages/terms-conditions.



If a defect arises during the Warranty Period, please contact us at www.actijoy.com/support

TRACKER & BOWL BATTERY, CARE & SAFETY

Activity Tracker

- Charge the rechargeable battery with Micro USB Cable. Charging time is approximately one hour.
- The built-in rechargeable battery lasts approximately 1 month on one charge.
- If you use built-in LED lights, battery life may be reduced. The Actijoy App will inform you of battery life.
- Do not remove or replace the original battery.
- Do not expose the device to heat sources to avoid irreparable damages to the battery and to the circuits.

Food & Water Bowls

- Each Base Unit for Food & Water Bowl contains three AA batteries. The enclosed batteries are not rechargeable.
- The batteries of the Base Unit last up to 3 months.
- The Bowls are dishwasher/microwave safe but Base Units is not. Before you put the Bowls into dishwasher/microwave make sure to remove the Base Units.
- Do not expose the device to heat sources to avoid irreparable damage to the battery and to the circuits.

Operating temperature

Tracker: Operating temperature for charging Tracker is -15°C to $+60^{\circ}\text{C}$, Optimum charging temperature: $+15^{\circ}\text{C}$ to $+45^{\circ}\text{C}$

Base Unit: Operating temperature (recommended for alkaline batteries) -15°C to $+50^{\circ}\text{C}$

Electromagnetic compatibility

Protect Actijoy products from magnetic fields and high temperatures. Magnetic fields may cause disruption to the transmission of data to and from Actijoy products and should be avoided in order to prevent malfunction or damage to devices.

FCC RF Exposure Statement

This equipment complies with the FCC RF radiation exposure limits set forth for an uncontrolled environment. This equipment should be installed and operated with a minimum distance of 20cm between the radiator and any part of your body.

FCC COMPLIANCE STATEMENT

This device complies with part 15 of the FCC Rules. Operation is subject to the following two conditions:



- This device may not cause harmful interference, and
- this device must accept any interference received, including interference that may cause undesired operation.

Warning: This equipment has been tested and found to comply with the limits for a Class B digital device, pursuant to Part 15 of the FCC Rules. These limits are designed to provide reasonable protection against harmful interference in a residential installation. This equipment generates, uses and can radiate radio frequency energy and, if not installed and used in accordance with the instructions, may cause harmful interference to radio communications. However, there is no guarantee that interference will not occur in a particular installation. If this equipment does cause harmful interference to radio or television reception, which can be determined by turning the equipment off and on, the user is encouraged to try to correct the interference by one or more of the following measures:
Reorient or relocate the receiving antenna.

- Increase the separation between the equipment and the receiver.
- Connect the equipment into an outlet different from that to which the receiver is connected.
- Consult the dealer or an experienced radio/TV technician for help

Caution: To comply with the limits for an FCC Class B computing device, always use the shielded signal cord supplied with this unit.
ii The Federal Communications Commission warns that changes or modifications of the unit not expressly approved by the party responsible for compliance could void the user's authority to operate the equipment.

CE mark for Class B ITE (Following European standard EN55022/1998; EN61000- 3-2/1995; EN61000-3-3/1995, EN55024/1998, EN60950-1/2001)

CANADIAN COMPLIANCE STATEMENT

This device complies with FCC Rules Part 15 and with Industry Canada license-exempt RSS standard(s). Operation is subject to two conditions:

- This device may not cause harmful interference, and
- this device must accept any interference that may be received or that may cause undesired operation.

To comply with FCC and IC RF exposure compliance requirements, the device should be located at a distance of at least 20 cm from all persons during normal operation. The antennas used for this product must not be co-located or operated in conjunction with any other antenna or transmitter.

Le présent appareil est conforme aux CNR d'Industrie Canada applicables aux appareils radio exempts de licence. L'exploitation est autorisée aux deux conditions suivantes :

- l'appareil ne doit pas produire de brouillage, et
- l'utilisateur de l'appareil doit accepter tout brouillage radioélectrique subi, même si le brouillage est susceptible d'en compromettre le fonctionnement.

Le dispositif doit être placé à une distance d'au moins 20 cm à partir de toutes les personnes au cours de son fonctionnement normal. Les antennes utilisées pour ce produit ne doivent pas être situées ou exploitées conjointement avec une autre antenne ou transmetteur.

If shielded cables were used to show compliance, the following statement must also be added (Section 15.27 of the FCC Rules): "Note: This unit was tested with shielded cables on the peripheral devices. Shielded cables must be used with the unit to ensure compliance."

WEEE AND EMC DIRECTIVE

WEEE symbol



In the European Union this symbol on the product(s) and/or accompanying documents means that used electrical and electronic equipment (WEEE) should not be mixed with general household waste. It should be deposited at an appropriate facility to enable recovery and recycling.

EMC Directive 1999/5/EC



Actijoy Inc. declares that all CE Marked Actijoy products incorporating Radio and Telecoms Terminal Equipment functionality are in compliance with the essential requirements and other relevant provisions of Directive 1999/5/EC.

We activate joy in every doggy's 

www.actijoy.com