

APPENDIX REPORT

Project No.	SHT2012028501EW	Radio Specification	Bluetooth BLE
Test sample No.	YPHT20120285011	Model No.	e360
Start test date	2020/12/17	Finish date	2020/12/17
Temperature	24.3°C	Humidity	35%
Test Engineer	Hailey Chen	Auditor	Xiaodong Zheo

Appendix clause	Test item	Result
A	Peak Output Power	PASS
B	Power Spectral Density	PASS
C	6 dB Bandwidth	PASS
D	99% Occupied Bandwidth	PASS
E	Duty cycle	PASS
F	Band edge and Spurious Emissions (conducted)	PASS

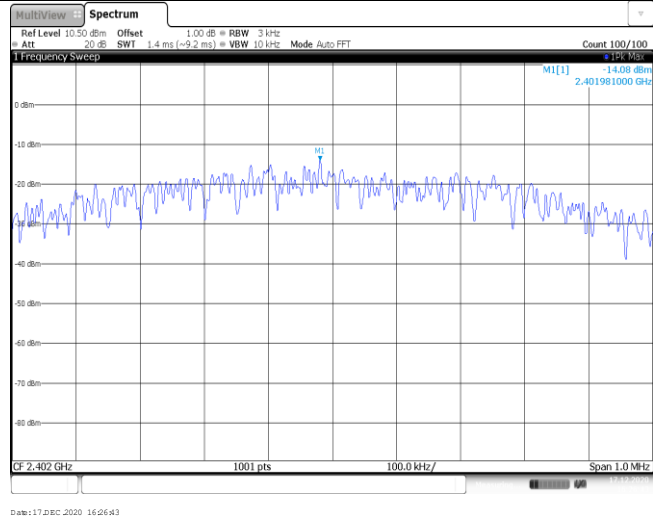
Appendix A: Peak Output Power

Type	Channel	Output power (dBm)	Average Output power (dBm)	Limit (dBm)	Result
BT-BLE	00	1.44	1.42	≤ 30.00	Pass
	19	1.17	1.15		
	39	0.30	0.29		

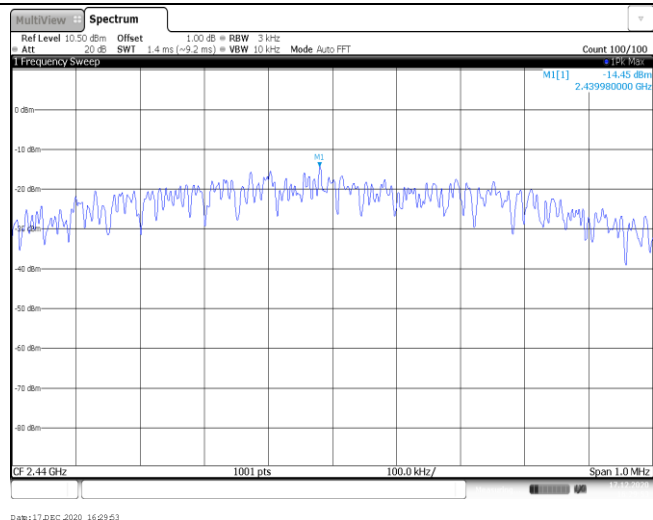
Appendix B: Power Spectral Density

Type	Channel	Power Spectral Density(dBm/3KHz)	Limit (dBm/3KHz)	Result
BT-BLE	00	-14.08	≤8.00	Pass
	19	-14.45		
	39	-15.15		

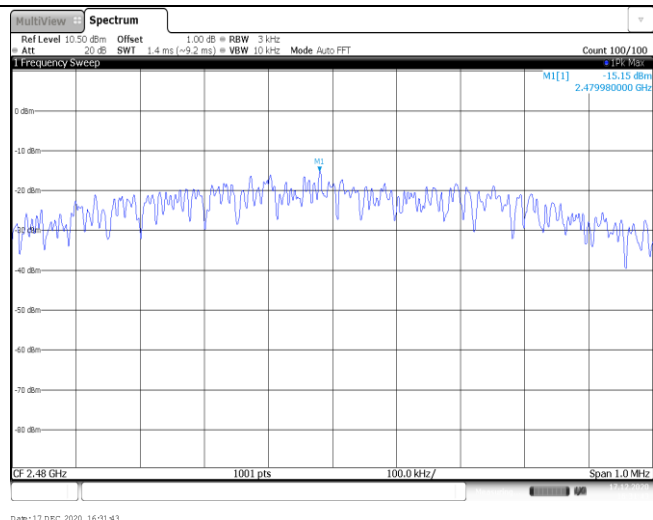
CH00



CH19



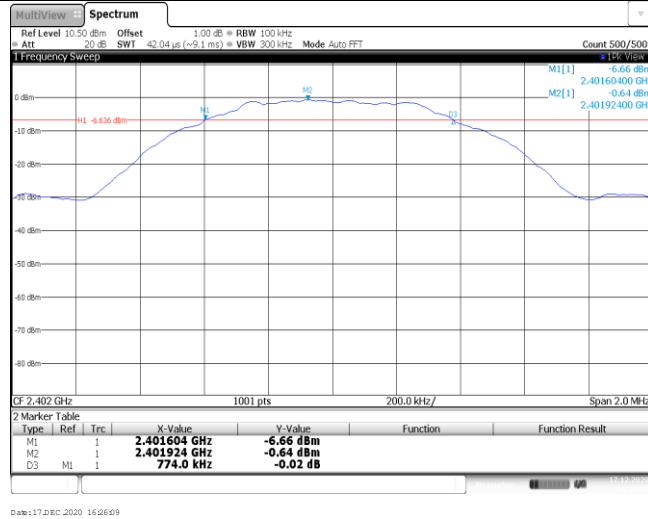
CH39



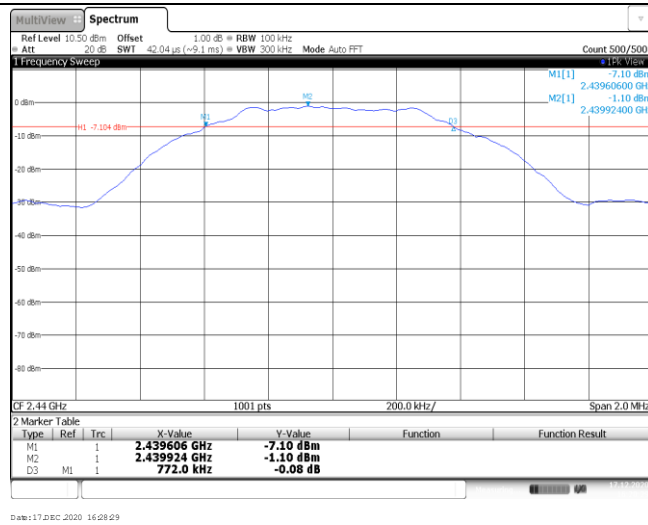
Appendix C: 6dB bandwidth

Type	Channel	6dB Bandwidth(kHz)	Limit (kHz)	Result
BT-BLE	00	774.00	≥500	Pass
	19	772.00		
	39	776.00		

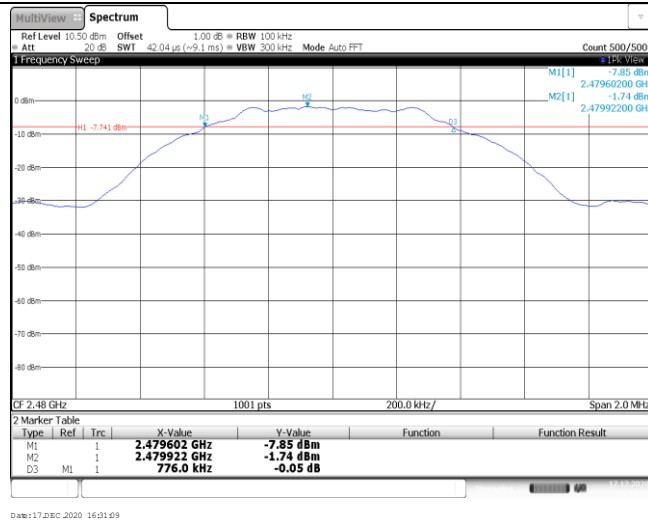
CH00



CH19



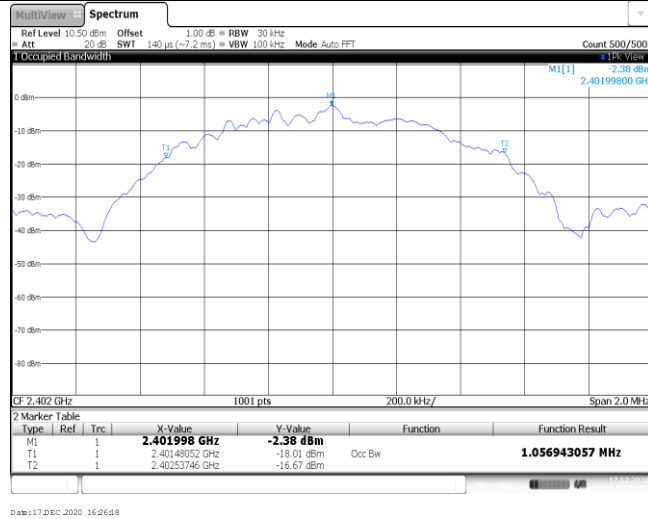
CH39



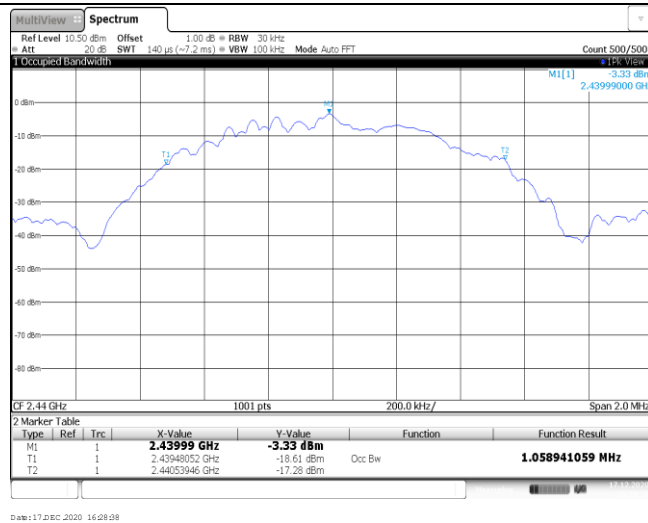
Appendix D: 99% Occupied Bandwidth

Type	Channel	99% Occupied Bandwidth(MHz)	Limit (kHz)	Result
BT-BLE	00	1.06	-	Pass
	19	1.06		
	39	1.06		

CH00



CH19

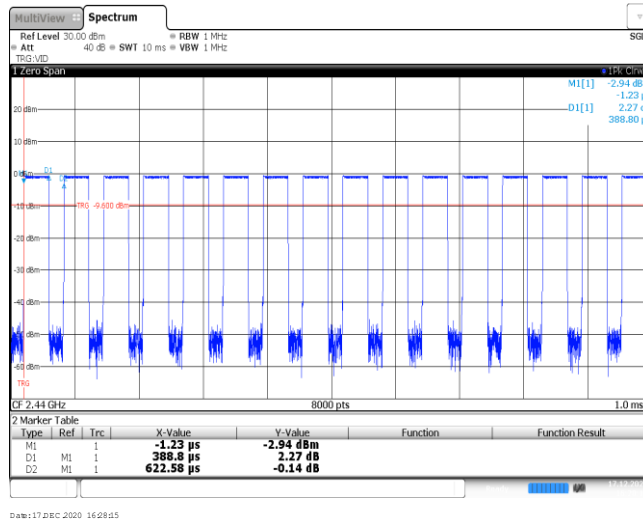


CH39

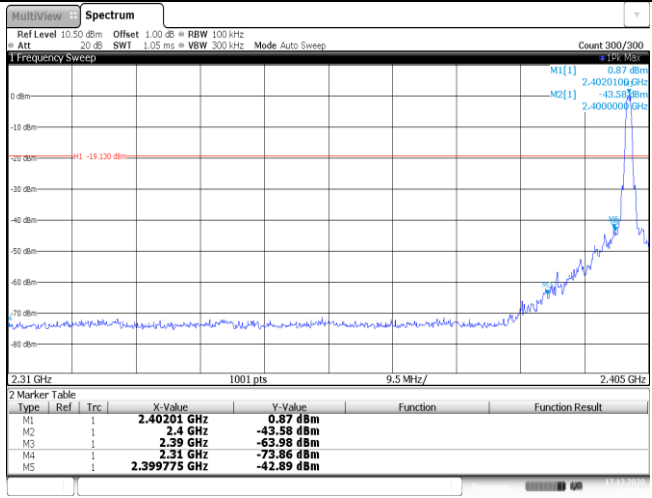
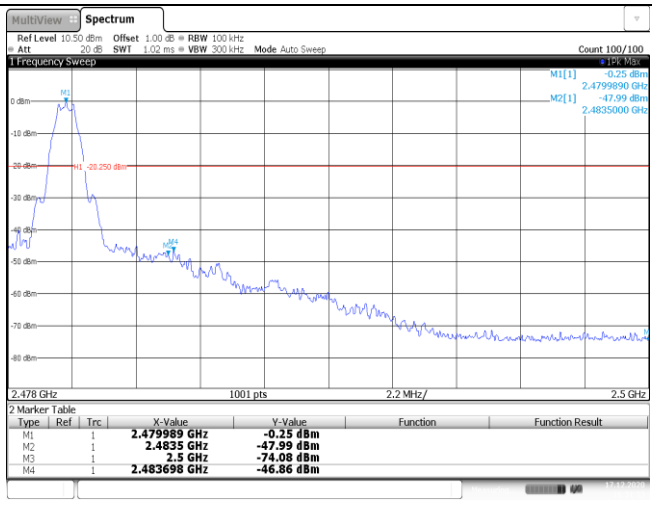


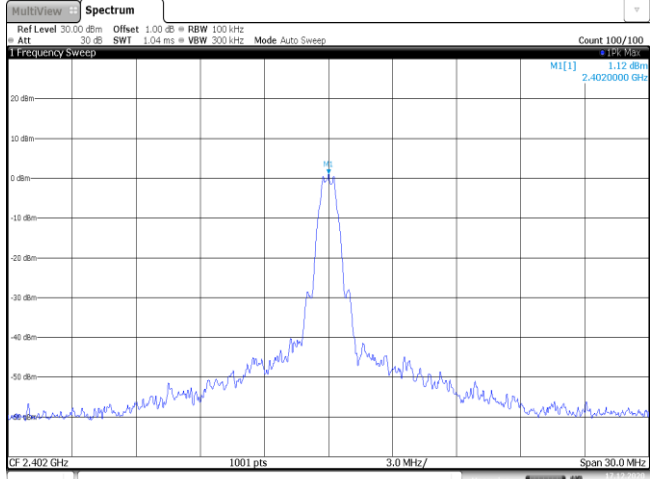
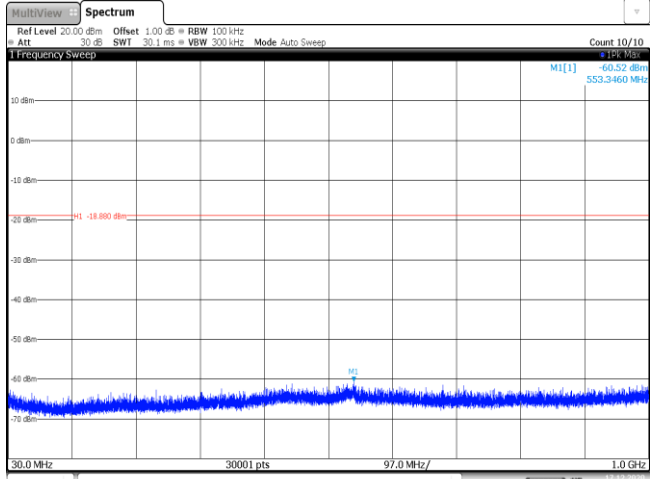
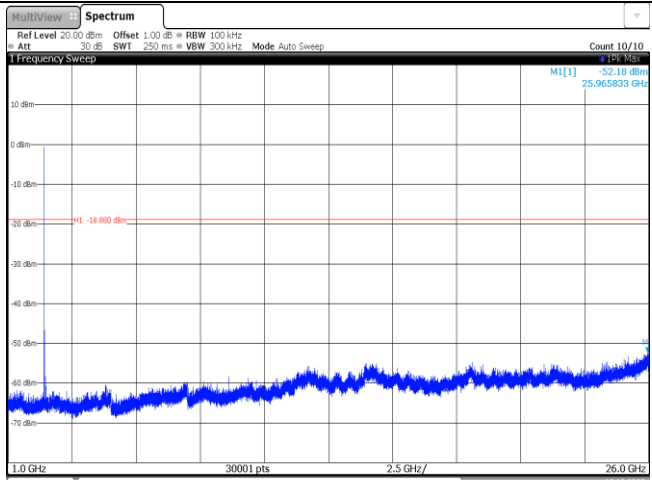
Appendix E: Duty cycle

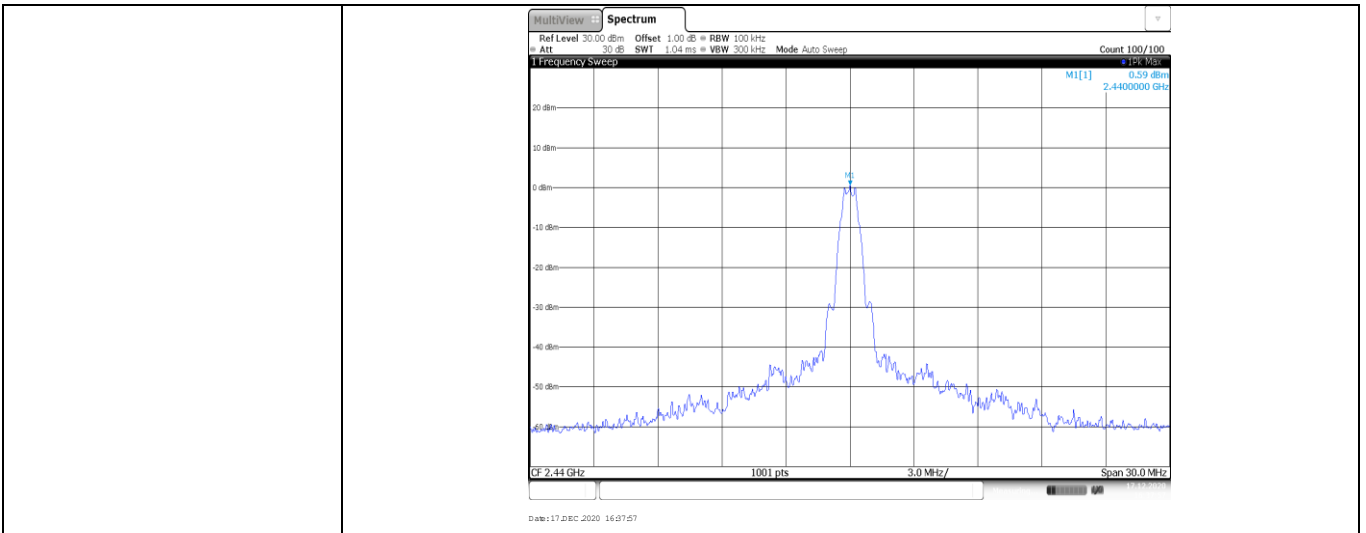
Test Frequency (MHz)	T _{on} time for single burst (ms)	T _{period} (ms)	Duty cycle	1/T _{on} time (kHz)
2440	0.39	0.62	62.9%	2.6



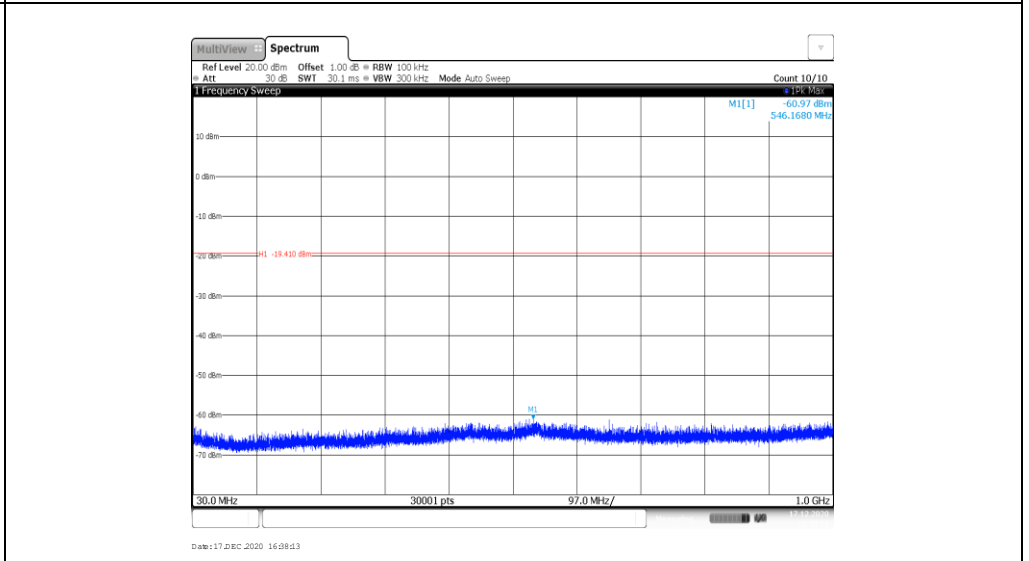
Appendix F: Band edge and Spurious Emissions (conducted)

Test Item:	Band edge																																										
<p style="text-align: center;">CH00</p>	 <p>2 Marker Table</p> <table border="1"> <thead> <tr> <th>Type</th> <th>Ref</th> <th>Trc</th> <th>X-Value</th> <th>Y-Value</th> <th>Function</th> <th>Function Result</th> </tr> </thead> <tbody> <tr> <td>M1</td> <td>1</td> <td></td> <td>2.40201 GHz</td> <td>0.87 dBm</td> <td></td> <td></td> </tr> <tr> <td>M2</td> <td>1</td> <td></td> <td>2.4 GHz</td> <td>-43.58 dBm</td> <td></td> <td></td> </tr> <tr> <td>M3</td> <td>1</td> <td></td> <td>2.39 GHz</td> <td>-63.98 dBm</td> <td></td> <td></td> </tr> <tr> <td>M4</td> <td>1</td> <td></td> <td>2.31 GHz</td> <td>-73.86 dBm</td> <td></td> <td></td> </tr> <tr> <td>M5</td> <td>1</td> <td></td> <td>2.399775 GHz</td> <td>-42.89 dBm</td> <td></td> <td></td> </tr> </tbody> </table> <p>Date: 17 DEC 2020 16:26:53</p>	Type	Ref	Trc	X-Value	Y-Value	Function	Function Result	M1	1		2.40201 GHz	0.87 dBm			M2	1		2.4 GHz	-43.58 dBm			M3	1		2.39 GHz	-63.98 dBm			M4	1		2.31 GHz	-73.86 dBm			M5	1		2.399775 GHz	-42.89 dBm		
Type	Ref	Trc	X-Value	Y-Value	Function	Function Result																																					
M1	1		2.40201 GHz	0.87 dBm																																							
M2	1		2.4 GHz	-43.58 dBm																																							
M3	1		2.39 GHz	-63.98 dBm																																							
M4	1		2.31 GHz	-73.86 dBm																																							
M5	1		2.399775 GHz	-42.89 dBm																																							
<p style="text-align: center;">CH39</p>	 <p>2 Marker Table</p> <table border="1"> <thead> <tr> <th>Type</th> <th>Ref</th> <th>Trc</th> <th>X-Value</th> <th>Y-Value</th> <th>Function</th> <th>Function Result</th> </tr> </thead> <tbody> <tr> <td>M1</td> <td>1</td> <td></td> <td>2.479989 GHz</td> <td>-0.25 dBm</td> <td></td> <td></td> </tr> <tr> <td>M2</td> <td>1</td> <td></td> <td>2.4833 GHz</td> <td>-47.99 dBm</td> <td></td> <td></td> </tr> <tr> <td>M3</td> <td>1</td> <td></td> <td>2.5 GHz</td> <td>-74.08 dBm</td> <td></td> <td></td> </tr> <tr> <td>M4</td> <td>1</td> <td></td> <td>2.483698 GHz</td> <td>-46.86 dBm</td> <td></td> <td></td> </tr> </tbody> </table> <p>Date: 17 DEC 2020 16:31:53</p>	Type	Ref	Trc	X-Value	Y-Value	Function	Function Result	M1	1		2.479989 GHz	-0.25 dBm			M2	1		2.4833 GHz	-47.99 dBm			M3	1		2.5 GHz	-74.08 dBm			M4	1		2.483698 GHz	-46.86 dBm									
Type	Ref	Trc	X-Value	Y-Value	Function	Function Result																																					
M1	1		2.479989 GHz	-0.25 dBm																																							
M2	1		2.4833 GHz	-47.99 dBm																																							
M3	1		2.5 GHz	-74.08 dBm																																							
M4	1		2.483698 GHz	-46.86 dBm																																							

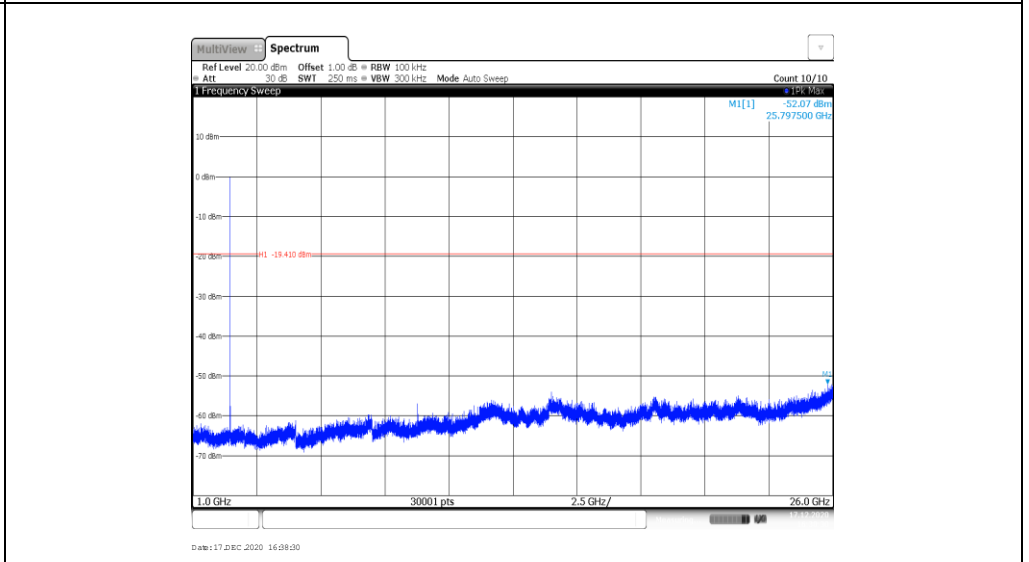
Test Item:	SE
<p>CH00 Reference level</p>	 <p>MultiView Spectrum Ref Level 30.00 dBm Offset 1.00 dB BW 100 kHz Att 30 dB SWI 1.04 ms VBW 300 kHz Mode Auto Sweep Count 100/100 1 Frequency Sweep MI[1] 1.12 dBm 2.4020000 GHz 20 dBm 0 dBm -20 dBm -40 dBm -60 dBm -80 dBm -100 dBm CF 2.402 GHz 1001 pts 3.0 MHz/ Span 30.0 MHz Date:17 DEC 2020 16:27:01</p>
<p>CH00 30MHz~1000MHz</p>	 <p>MultiView Spectrum Ref Level 20.00 dBm Offset 1.00 dB BW 100 kHz Att 30 dB SWI 30.1 ms VBW 300 kHz Mode Auto Sweep Count 10/10 1 Frequency Sweep MI[1] -60.52 dBm 553.3460 MHz -20 dBm -40 dBm -60 dBm -80 dBm -100 dBm H1 -18.880 dBm MI 30.0 MHz 30001 pts 97.0 MHz/ 1.0 GHz Date:17 DEC 2020 16:27:17</p>
<p>CH00 1GHz~26GHz</p>	 <p>MultiView Spectrum Ref Level 20.00 dBm Offset 1.00 dB BW 100 kHz Att 30 dB SWI 250 ms VBW 300 kHz Mode Auto Sweep Count 10/10 1 Frequency Sweep MI[1] -52.18 dBm 25.965633 GHz -20 dBm -40 dBm -60 dBm -80 dBm -100 dBm H1 -18.880 dBm MI 1.0 GHz 30001 pts 2.5 GHz/ 26.0 GHz Date:17 DEC 2020 16:27:04</p>
<p>CH19 Reference level</p>	



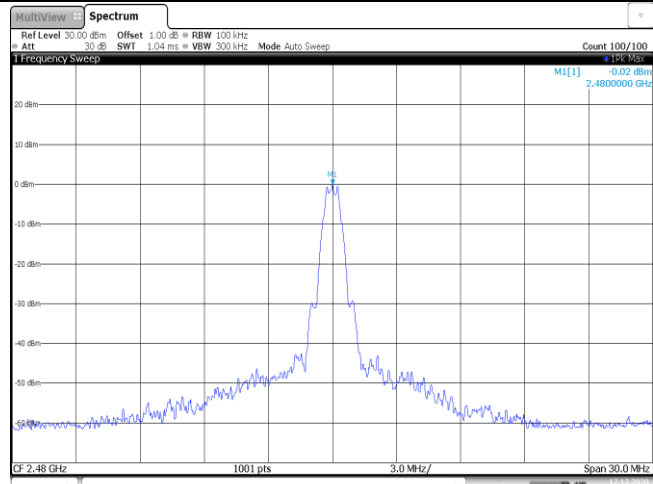
CH19
30MHz~1000MHz



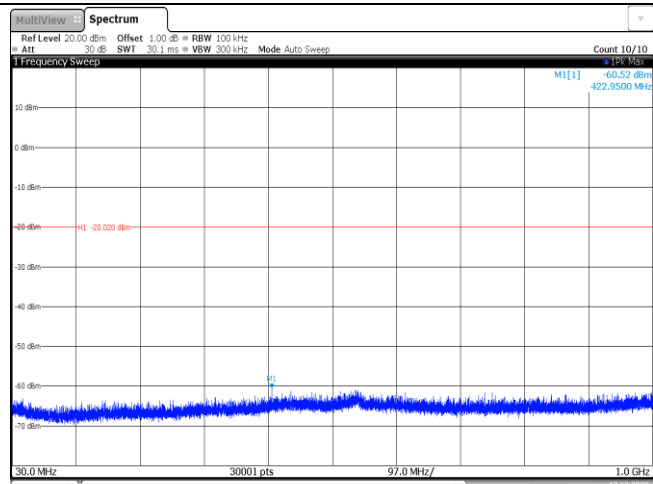
CH19
1GHz~26GHz



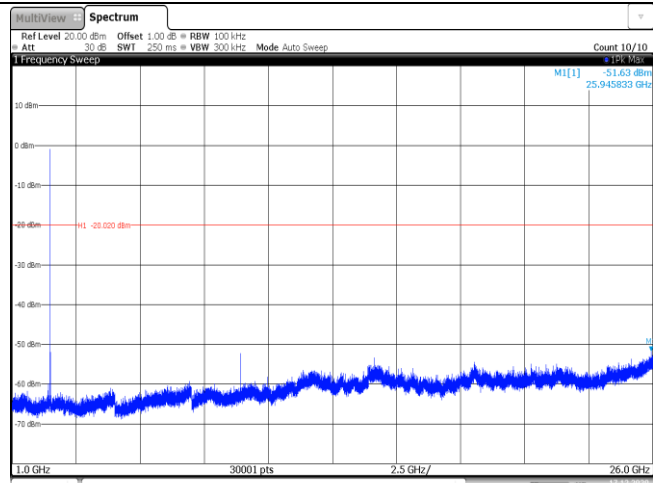
CH39
Reference level



CH39
30MHz~1000MHz



CH39
1GHz~26GHz



-----End of Report-----