

FCC 15.407 2017

DUT Information

DUT Name: GEM Hemochron 100
Manufacturer: Accriva Diagnostics
Serial Number:
Hardware Rev:
Software Rev:
Comment: 802.11n 40MHz BW 2 Port FCC 15.407

Frequencies

WLAN CH 38 (5190 MHz)	WLAN CH 46 (5230 MHz)	WLAN CH 54 (5270 MHz)
WLAN CH 62 (5310 MHz)	WLAN CH 102 (5510 MHz)	WLAN CH 126 (5630 MHz)
WLAN CH 142 (5710 MHz)	WLAN CH 151 (5755 MHz)	WLAN CH 159 (5795 MHz)

Bandwidths

40 MHz (40 MHz)

Power

10.000 dBm (10 dBm)

Beamforming Gain

10.000 dBm (10 dBm) 0 dB

Gain Tables

10.000 dBm (10 dBm) Port 1: 4.9 dBi

DUT Settings

No. of transmission chains	1
DFS capability	Yes
DFS Mode	Client without radar detection
Equipment Type	Client
TPC	No

Hardware Setup: WMS Measurements\TS8997

Spectrum Analyzer: SA FSV 30 (SA FSV 30) @ VISA (ADR
TCPIP::192.168.48.2::INST0::INSTR), SN 1321.3008K30/103166,
FW 3.40, CAL 4/11/19

Vector Generator: VG SMBV100A (VG SMBV100A) @ VISA (ADR
TCPIP::192.168.48.7::INST0::INSTR), SN 260734, FW 3.1.19.15-
3.50.082.47, CAL 11/13/18

Generator: SMB100A (SMB100A) @ VISA (ADR
TCPIP::192.168.48.3::INST0::INSTR), SN 175750, FW 3.01.203.44
/ Drv:Rev 2.21.0, 07/2016, CVI 2015, CAL 11/07/18

OSP: OSP with B157 (OSP) @ VISA (ADR
TCPIP::192.168.48.147::INST0::INSTR), SN OSP120, 101310, FW
2.51, CAL 12/27/18

Power Meter: OSP-B157 Power Meter (OSP-B157 Power Meter) @ USB (ADR
20), SN 26675676, FW 3.1, CAL 12/27/18

Summary

Test	Frequency (MHz)	Nominal Power (dBm)	Nominal Bandwidth (MHz)	Result
Emission Bandwidth 26 dB	5190.000	10.0	40.000000	PASS
Power Spectral Density	5190.000	10.0	40.000000	PASS
Minimum Emission Bandwidth 6 dB	5190.000	10.0	40.000000	PASS
Occupied Channel Bandwidth 99%	5190.000	10.0	40.000000	PASS
Band Edge low	5190.000	10.0	40.000000	PASS
Emission Bandwidth 26 dB	5230.000	10.0	40.000000	PASS
Power Spectral Density	5230.000	10.0	40.000000	PASS
Minimum Emission Bandwidth 6 dB	5230.000	10.0	40.000000	PASS
Occupied Channel Bandwidth 99%	5230.000	10.0	40.000000	PASS
Band Edge high	5230.000	10.0	40.000000	PASS
Emission Bandwidth 26 dB	5270.000	10.0	40.000000	PASS
Power Spectral Density	5270.000	10.0	40.000000	PASS
Minimum Emission Bandwidth 6 dB	5270.000	10.0	40.000000	PASS
Occupied Channel Bandwidth 99%	5270.000	10.0	40.000000	PASS
Band Edge low	5270.000	10.0	40.000000	PASS
Emission Bandwidth 26 dB	5310.000	10.0	40.000000	PASS
Power Spectral Density	5310.000	10.0	40.000000	PASS
Minimum Emission Bandwidth 6 dB	5310.000	10.0	40.000000	PASS
Occupied Channel Bandwidth 99%	5310.000	10.0	40.000000	PASS
Band Edge high	5310.000	10.0	40.000000	PASS
Emission Bandwidth 26 dB	5510.000	10.0	40.000000	PASS
Power Spectral Density	5510.000	10.0	40.000000	PASS
Minimum Emission Bandwidth 6 dB	5510.000	10.0	40.000000	PASS
Occupied Channel Bandwidth 99%	5510.000	10.0	40.000000	PASS
Band Edge low	5510.000	10.0	40.000000	PASS
Emission Bandwidth 26 dB	5630.000	10.0	40.000000	PASS
Power Spectral Density	5630.000	10.0	40.000000	PASS
Minimum Emission Bandwidth 6 dB	5630.000	10.0	40.000000	PASS
Occupied Channel Bandwidth 99%	5630.000	10.0	40.000000	PASS
Power Spectral Density	5710.000	10.0	40.000000	PASS
Minimum Emission Bandwidth 6 dB	5710.000	10.0	40.000000	PASS
Occupied Channel Bandwidth 99%	5710.000	10.0	40.000000	PASS
Band Edge high	5710.000	10.0	40.000000	PASS
Emission Bandwidth 26 dB	5755.000	10.0	40.000000	PASS
Power Spectral Density	5755.000	10.0	40.000000	PASS
Minimum Emission Bandwidth 6 dB	5755.000	10.0	40.000000	PASS
Occupied Channel Bandwidth 99%	5755.000	10.0	40.000000	PASS
Band Edge low	5755.000	10.0	40.000000	PASS
Emission Bandwidth 26 dB	5795.000	10.0	40.000000	PASS
Power Spectral Density	5795.000	10.0	40.000000	PASS
Minimum Emission Bandwidth 6 dB	5795.000	10.0	40.000000	PASS
Occupied Channel Bandwidth 99%	5795.000	10.0	40.000000	PASS
Band Edge high	5795.000	10.0	40.000000	PASS

Emission Bandwidth 26 dB (5190 MHz; 10.000 dBm; 40 MHz)

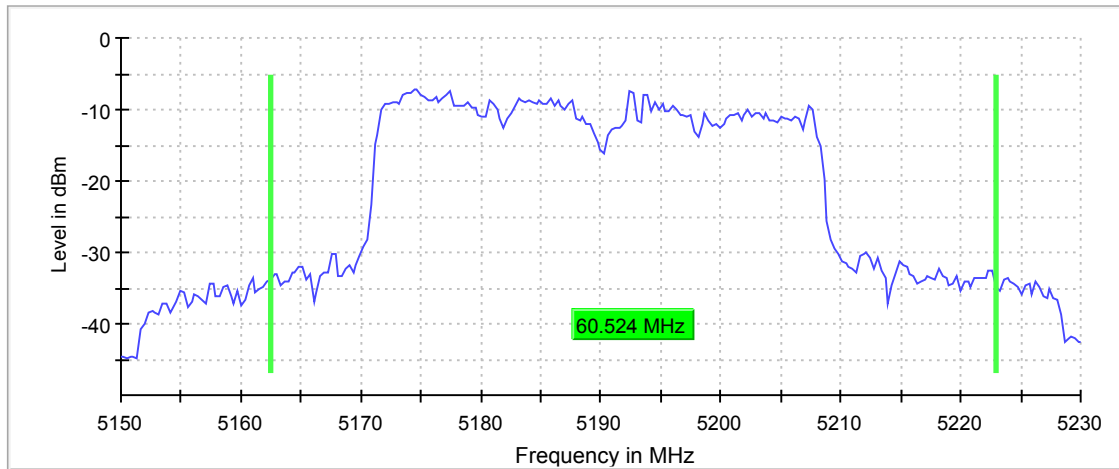
Test according to FCC title 47 part 15 §15.407(a),(e), KDB 789033 D02 General U-NII Test Procedures New Rules v02r01 and ANSI C63.10

26 dB Bandwidth

DUT Frequency (MHz)	Bandwidth (MHz)	Limit Min (MHz)	Limit Max (MHz)	Band Edge Left (MHz)	Band Edge Right (MHz)
5190.000000	60.524344	---	---	5162.434457	5222.958801

(continuation of the "26 dB Bandwidth" table from column 6 ...)

DUT Frequency (MHz)	Max Level (dBm)	Result
5190.000000	-7.2	PASS



Bandwidth



Date: 19 JUL 2018 08:07:39

Measurement

Setting	Instrument Value	Target Value
Start Frequency	5.15000 GHz	5.15000 GHz
Stop Frequency	5.23000 GHz	5.23000 GHz
Span	80.000 MHz	80.000 MHz
RBW	300.000 kHz	~ 400.000 kHz
VBW	1.000 MHz	>= 900.000 kHz
SweepPoints	267	~ 267
SweepTime	31.603 μs	AUTO
Reference Level	-20.000 dBm	-20.000 dBm
Attenuation	0.000 dB	AUTO
Detector	MaxPeak	MaxPeak
SweepCount	200	200
Filter	3 dB	3 dB
Trace Mode	Max Hold	Max Hold
Sweeptype	FFT	AUTO
Preamp	off	off
Stablemode	Trace	Trace
Stablevalue	0.30 dB	0.30 dB
Run	78 / max. 150	max. 150
Stable	5 / 5	5
Max Stable Difference	0.00 dB	0.30 dB

Power Spectral Density (5190 MHz; 10.000 dBm; 40 MHz)

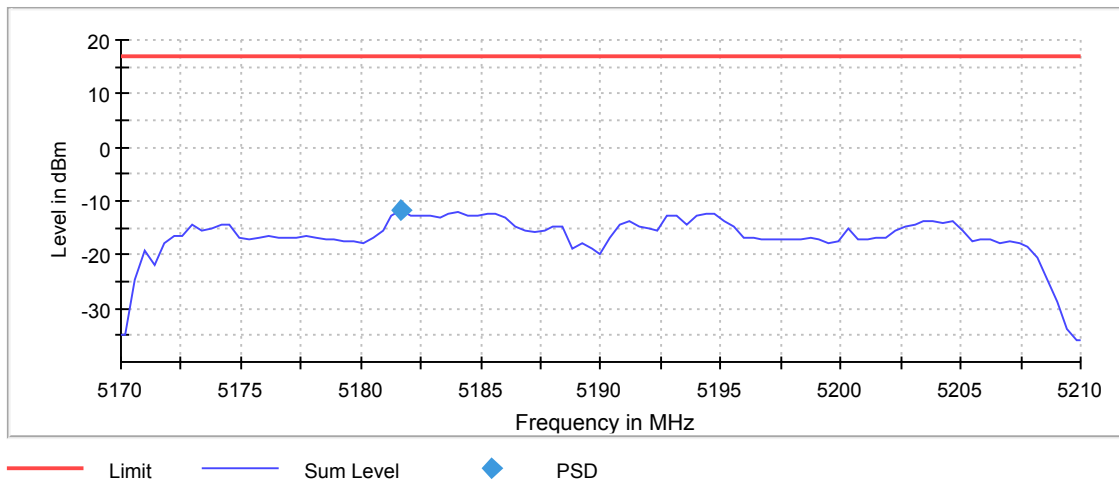
Test according to FCC title 47 part 15 §15.407(a), KDB 789033 D02 General U-NII Test Procedures New Rules v02r01 and ANSI C63.10

Result

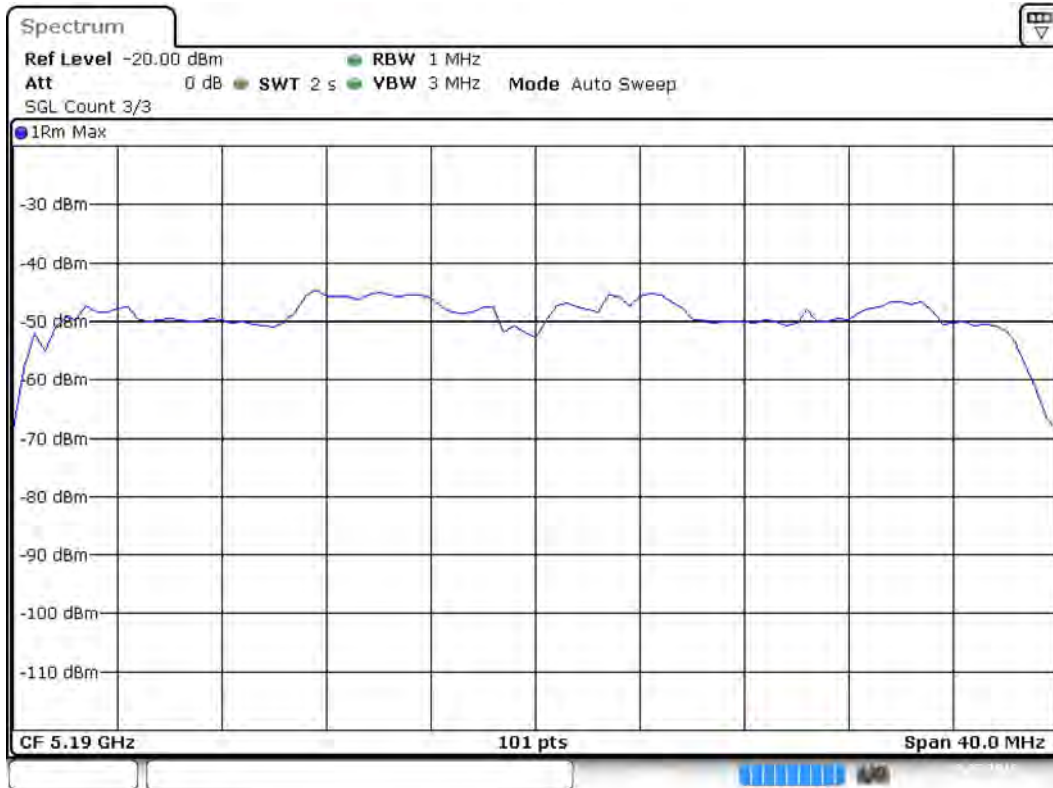
DUT Frequency (MHz)	Frequency (MHz)	PSD (dBm)	Limit Max (dBm)	Result
5190.000000	5181.683168	-11.613	17.0	PASS

Ports

Port	Duty Cycle (%)
1	68.025



PSD Connector 1



Date: 19 JUL 2018 08:09:27

Measurement

Setting	Instrument Value	Target Value
Start Frequency	5.17000 GHz	5.17000 GHz
Stop Frequency	5.21000 GHz	5.21000 GHz
Span	40.000 MHz	40.000 MHz
RBW	1.000 MHz	<= 1.000 MHz
VBW	3.000 MHz	>= 3.000 MHz
SweepPoints	101	~ 80
SweepTime	2.020 s	2.020 s
Reference Level	-20.000 dBm	-20.000 dBm
Attenuation	0.000 dB	AUTO
Detector	RMS	RMS
SweepCount	3	3
Filter	3 dB	3 dB
Trace Mode	Max Hold	Max Hold
SweepType	Sweep	AUTO
Preamp	off	off
Stablemode	Trace	Trace
Stablevalue	0.30 dB	0.30 dB
Run	15 / max. 15	max. 15
Stable	0 / 3	3
Max Stable Difference	1.48 dB	0.30 dB

Minimum Emission Bandwidth 6 dB (5190 MHz; 10.000 dBm; 40 MHz)

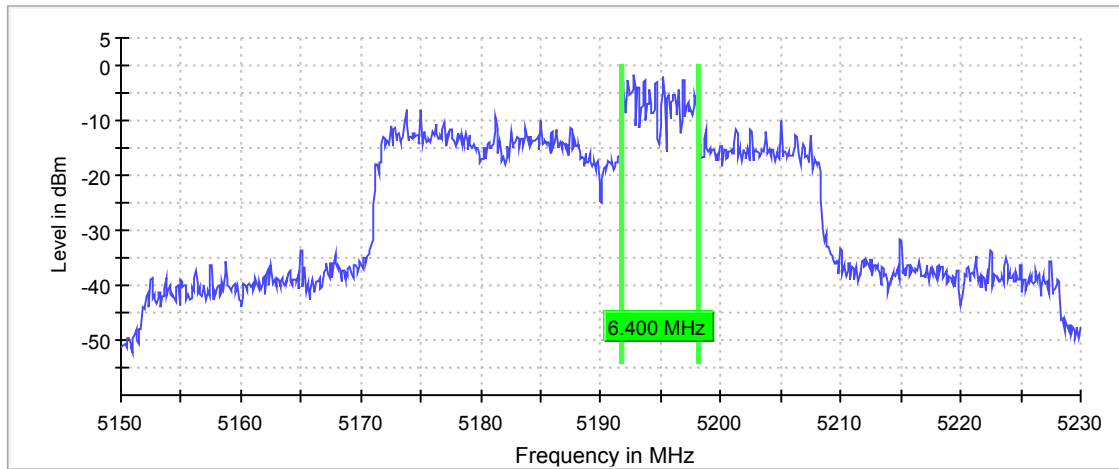
Test according to FCC title 47 part 15 §15.407(a),(e), KDB 789033 D02 General U-NII Test Procedures New Rules v02r01 and ANSI C63.10

6 dB Bandwidth

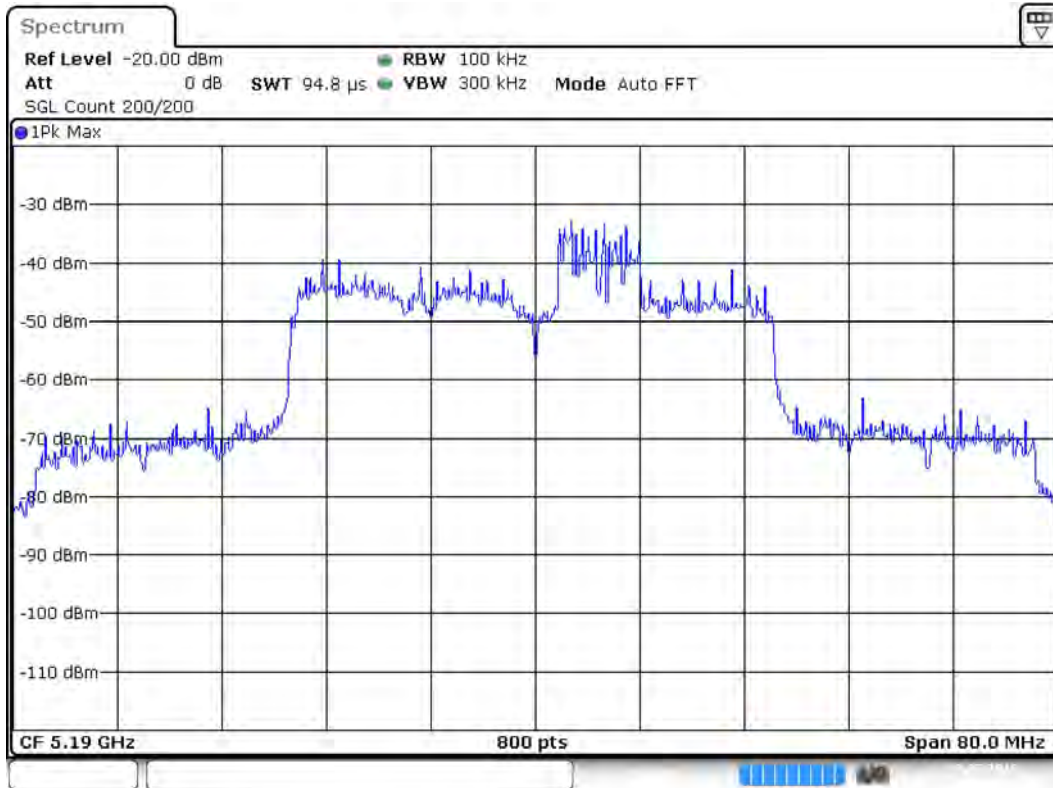
DUT Frequency (MHz)	Bandwidth (MHz)	Limit Min (MHz)	Limit Max (MHz)	Band Edge Left (MHz)	Band Edge Right (MHz)
5190.000000	6.400000	---	---	5191.650000	5198.050000

(continuation of the "6 dB Bandwidth" table from column 6 ...)

DUT Frequency (MHz)	Max Level (dBm)	Result
5190.000000	-1.7	PASS



Bandwidth



Date: 19 JUL 2018 08:11:16

Measurement

Setting	Instrument Value	Target Value
Start Frequency	5.15000 GHz	5.15000 GHz
Stop Frequency	5.23000 GHz	5.23000 GHz
Span	80.000 MHz	80.000 MHz
RBW	100.000 kHz	~ 100.000 kHz
VBW	300.000 kHz	~ 300.000 kHz
SweepPoints	800	~ 800
SweepTime	94.810 μs	AUTO
Reference Level	-20.000 dBm	-20.000 dBm
Attenuation	0.000 dB	AUTO
Detector	MaxPeak	MaxPeak
SweepCount	200	200
Filter	3 dB	3 dB
Trace Mode	Max Hold	Max Hold
Sweeptype	FFT	AUTO
Preamp	off	off
Stablemode	Trace	Trace
Stablevalue	0.30 dB	0.30 dB
Run	51 / max. 150	max. 150
Stable	5 / 5	5
Max Stable Difference	0.00 dB	0.30 dB

Occupied Channel Bandwidth 99% (5190 MHz; 10.000 dBm; 40 MHz)

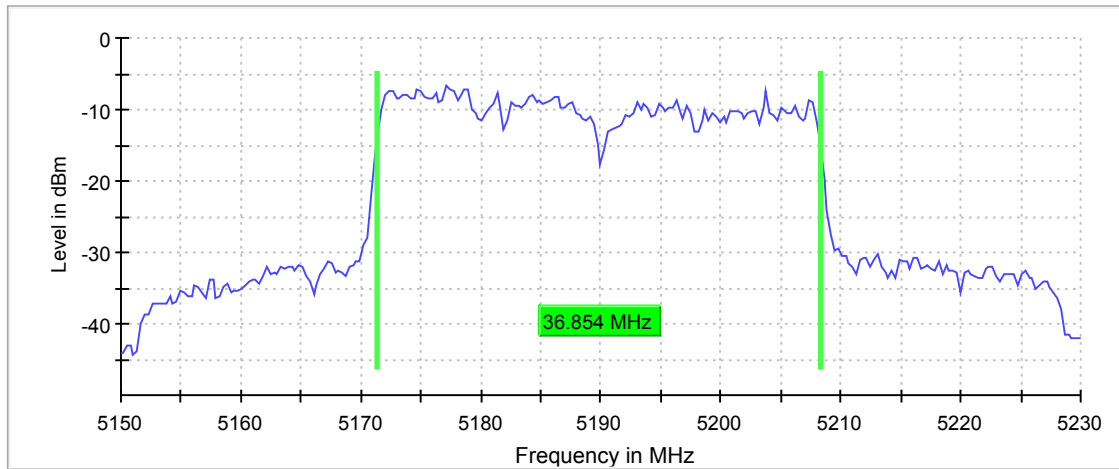
Test according to FCC title 47 part 15 §15.407(a),(e), KDB 789033 D02 General U-NII Test Procedures New Rules v02r01 and ANSI C63.10

99 % Bandwidth

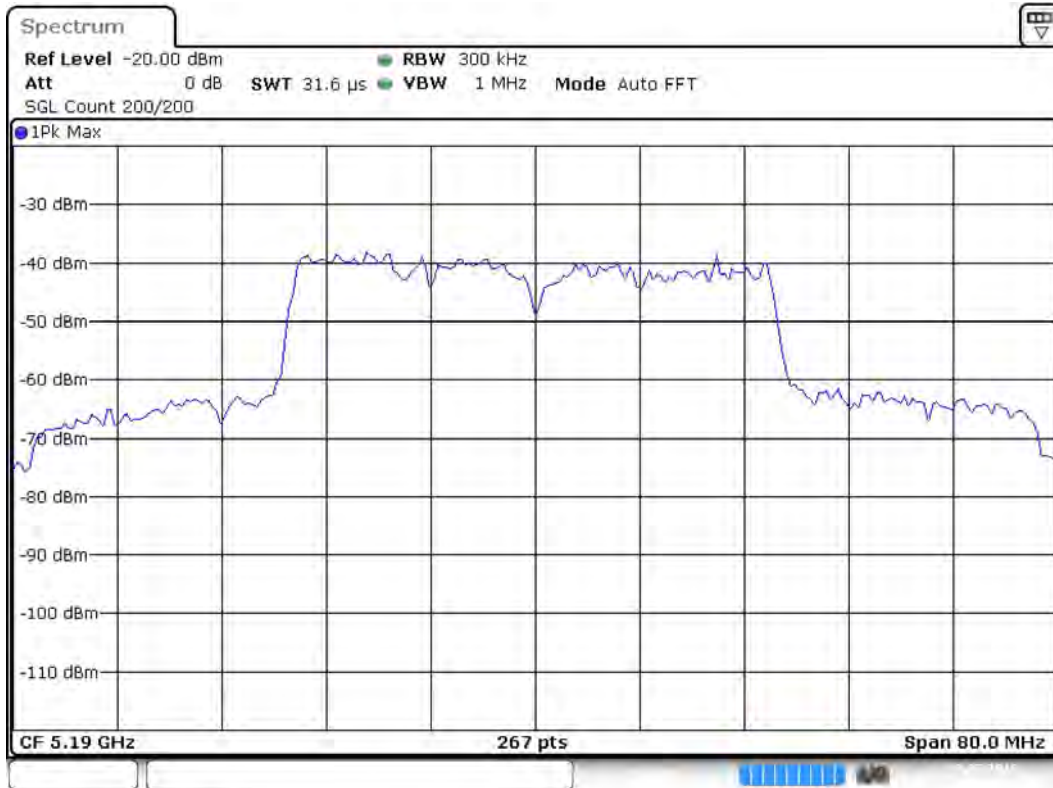
DUT Frequency (MHz)	Bandwidth (MHz)	Limit Min (MHz)	Limit Max (MHz)	Band Edge Left (MHz)	Band Edge Right (MHz)
5190.000000	36.853933	---	---	5171.423221	5208.277154

(continuation of the "99 % Bandwidth" table from column 6 ...)

DUT Frequency (MHz)	Result
5190.000000	PASS



Bandwidth



Date: 19 JUL 2018 08:15:46

Measurement

Setting	Instrument Value	Target Value
Start Frequency	5.15000 GHz	5.15000 GHz
Stop Frequency	5.23000 GHz	5.23000 GHz
Span	80.000 MHz	80.000 MHz
RBW	300.000 kHz	<= 400.000 kHz
VBW	1.000 MHz	>= 900.000 kHz
SweepPoints	267	~ 267
SweepTime	31.603 μs	AUTO
Reference Level	-20.000 dBm	-20.000 dBm
Attenuation	0.000 dB	AUTO
Detector	MaxPeak	MaxPeak
SweepCount	200	200
Filter	3 dB	3 dB
Trace Mode	Max Hold	Max Hold
SweepType	FFT	AUTO
Preamp	off	off
Stablemode	Trace	Trace
Stablevalue	0.30 dB	0.30 dB
Run	144 / max. 150	max. 150
Stable	5 / 5	5
Max Stable Difference	0.00 dB	0.30 dB

Band Edge low (5190 MHz; 10.000 dBm; 40 MHz)

Test according to FCC title 47 part 15 §15.407(b), KDB 789033 D02 General U-NII Test Procedures New Rules v02r01 and ANSI C63.10

Result

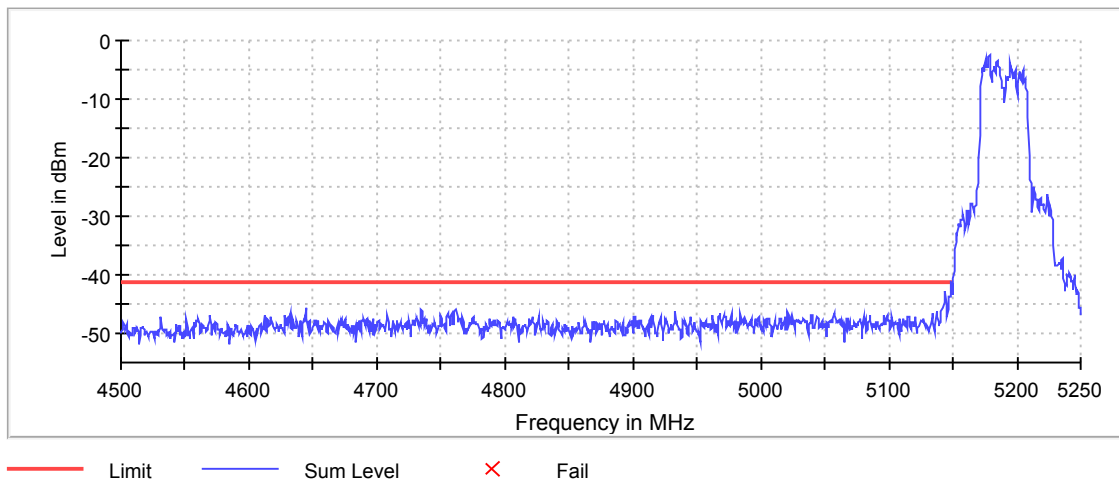
DUT Frequency (MHz)	Result
5190.000000	PASS

Inband Peak

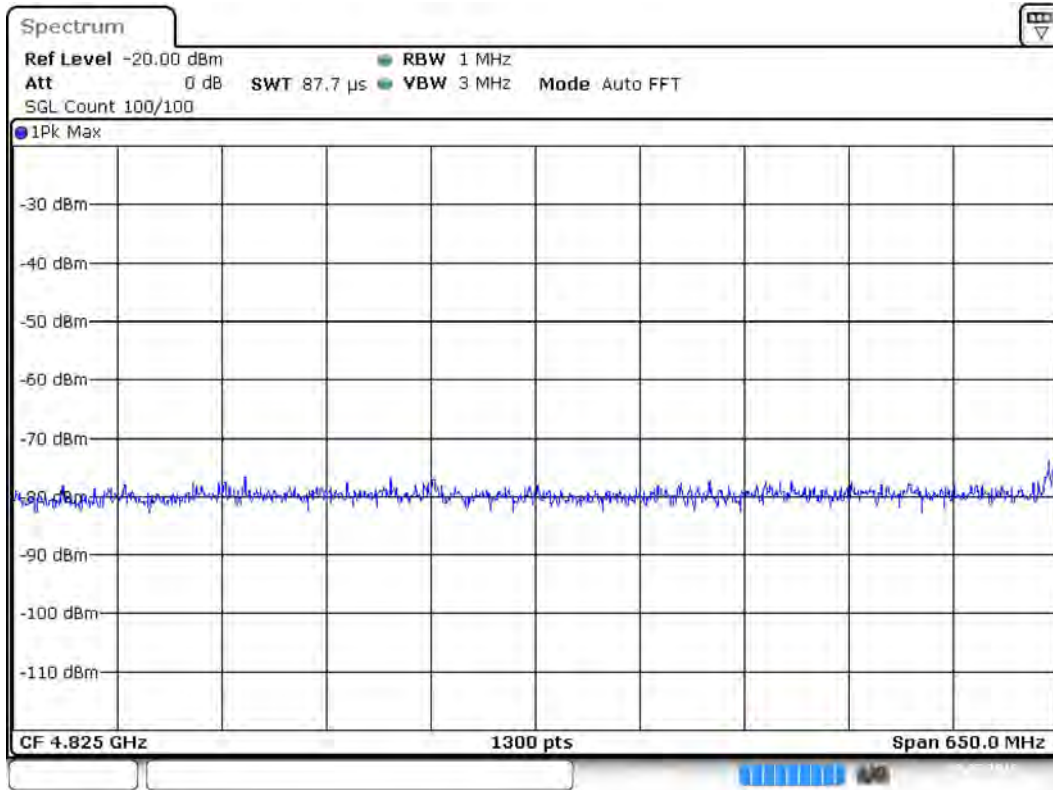
Frequency (MHz)	Level (dBm)
5178.750000	-2.6

Measurements

Frequency (MHz)	Level (dBm)	Margin (dB)	Limit (dBm)	Result
5148.750000	-41.4	0.2	-41.2	PASS



Band Edge Connector 1_0



Date: 19 JUL 2018 08:16:22

Band Edge Connector 1_1



Date: 19 JUL 2018 08:17:28

Measurement 1

Setting	Instrument Value	Target Value
Start Frequency	5.15000 GHz	5.15000 GHz
Stop Frequency	5.25000 GHz	5.25000 GHz
Span	100.000 MHz	100.000 MHz
RBW	1.000 MHz	<= 1.000 MHz
VBW	3.000 MHz	>= 3.000 MHz
SweepPoints	200	~ 200
SweepTime	15.250 μs	AUTO
Reference Level	-20.000 dBm	-20.000 dBm
Attenuation	0.000 dB	AUTO
Detector	MaxPeak	MaxPeak
SweepCount	100	100
Filter	3 dB	3 dB
Trace Mode	Max Hold	Max Hold
SweepType	FFT	AUTO
Preamp	off	off
Stablemode	Trace	Trace
Stablevalue	0.50 dB	0.50 dB
Run	43 / max. 150	max. 150
Stable	3 / 3	3
Max Stable Difference	0.00 dB	0.50 dB

Measurement 2

Setting	Instrument Value	Target Value
Start Frequency	4.50000 GHz	4.50000 GHz
Stop Frequency	5.15000 GHz	5.15000 GHz
Span	650.000 MHz	650.000 MHz

Setting	Instrument Value	Target Value
RBW	1.000 MHz	<= 1.000 MHz
VBW	3.000 MHz	>= 3.000 MHz
SweepPoints	1300	~ 1300
SweepTime	87.688 μ s	AUTO
Reference Level	-20.000 dBm	-20.000 dBm
Attenuation	0.000 dB	AUTO
Detector	MaxPeak	MaxPeak
SweepCount	100	100
Filter	3 dB	3 dB
Trace Mode	Max Hold	Max Hold
SweepType	FFT	AUTO
Preamp	off	off
Stablemode	Trace	Trace
Stablevalue	0.50 dB	0.50 dB
Run	4 / max. 150	max. 150
Stable	3 / 3	3
Max Stable Difference	0.00 dB	0.50 dB

Emission Bandwidth 26 dB (5230 MHz; 10.000 dBm; 40 MHz)

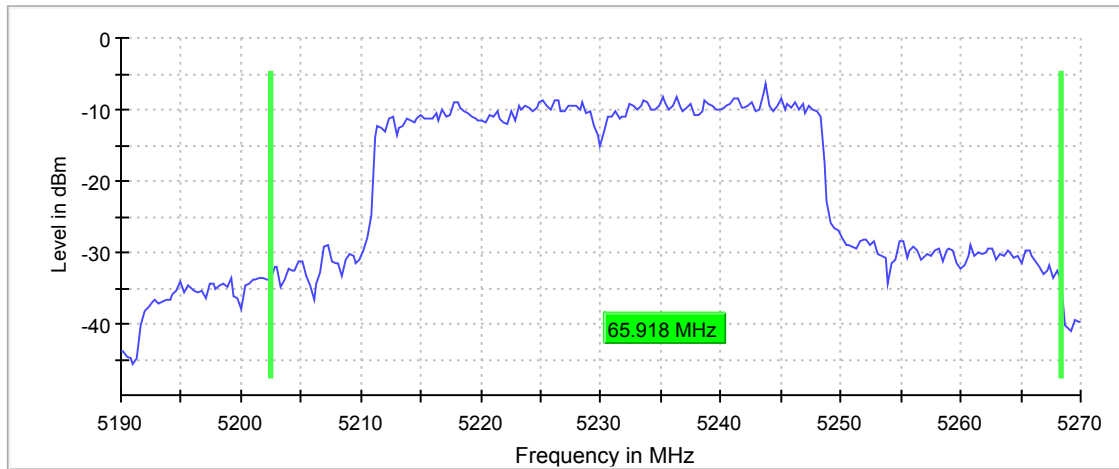
Test according to FCC title 47 part 15 §15.407(a),(e), KDB 789033 D02 General U-NII Test Procedures New Rules v02r01 and ANSI C63.10

26 dB Bandwidth

DUT Frequency (MHz)	Bandwidth (MHz)	Limit Min (MHz)	Limit Max (MHz)	Band Edge Left (MHz)	Band Edge Right (MHz)
5230.000000	65.917603	---	---	5202.434457	5268.352060

(continuation of the "26 dB Bandwidth" table from column 6 ...)

DUT Frequency (MHz)	Max Level (dBm)	Result
5230.000000	-6.5	PASS



Bandwidth



Date: 19 JUL 2018 08:24:57

Measurement

Setting	Instrument Value	Target Value
Start Frequency	5.19000 GHz	5.19000 GHz
Stop Frequency	5.27000 GHz	5.27000 GHz
Span	80.000 MHz	80.000 MHz
RBW	300.000 kHz	~ 400.000 kHz
VBW	1.000 MHz	>= 900.000 kHz
SweepPoints	267	~ 267
SweepTime	31.603 μs	AUTO
Reference Level	-20.000 dBm	-20.000 dBm
Attenuation	0.000 dB	AUTO
Detector	MaxPeak	MaxPeak
SweepCount	200	200
Filter	3 dB	3 dB
Trace Mode	Max Hold	Max Hold
Sweeptype	FFT	AUTO
Preamp	off	off
Stablemode	Trace	Trace
Stablevalue	0.30 dB	0.30 dB
Run	83 / max. 150	max. 150
Stable	5 / 5	5
Max Stable Difference	0.06 dB	0.30 dB

Power Spectral Density (5230 MHz; 10.000 dBm; 40 MHz)

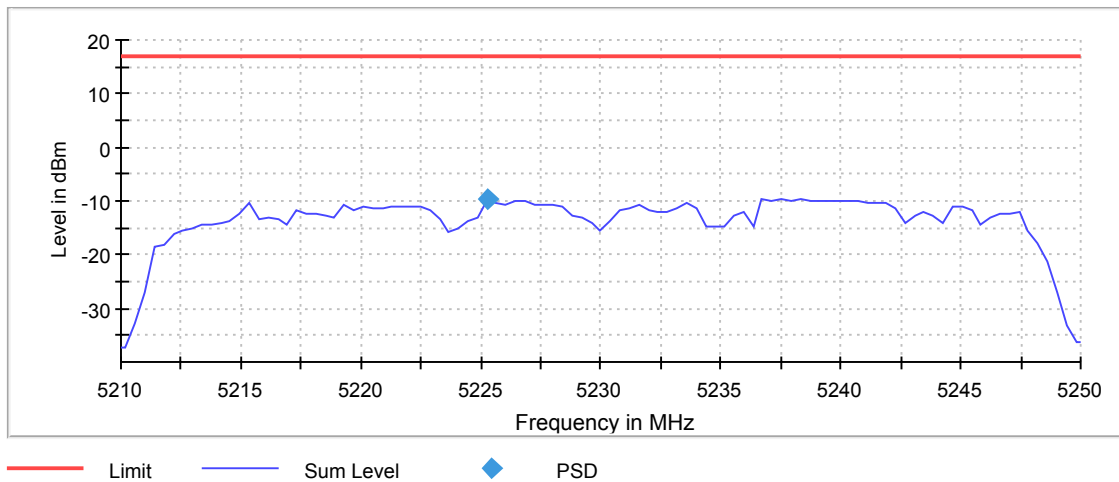
Test according to FCC title 47 part 15 §15.407(a), KDB 789033 D02 General U-NII Test Procedures New Rules v02r01 and ANSI C63.10

Result

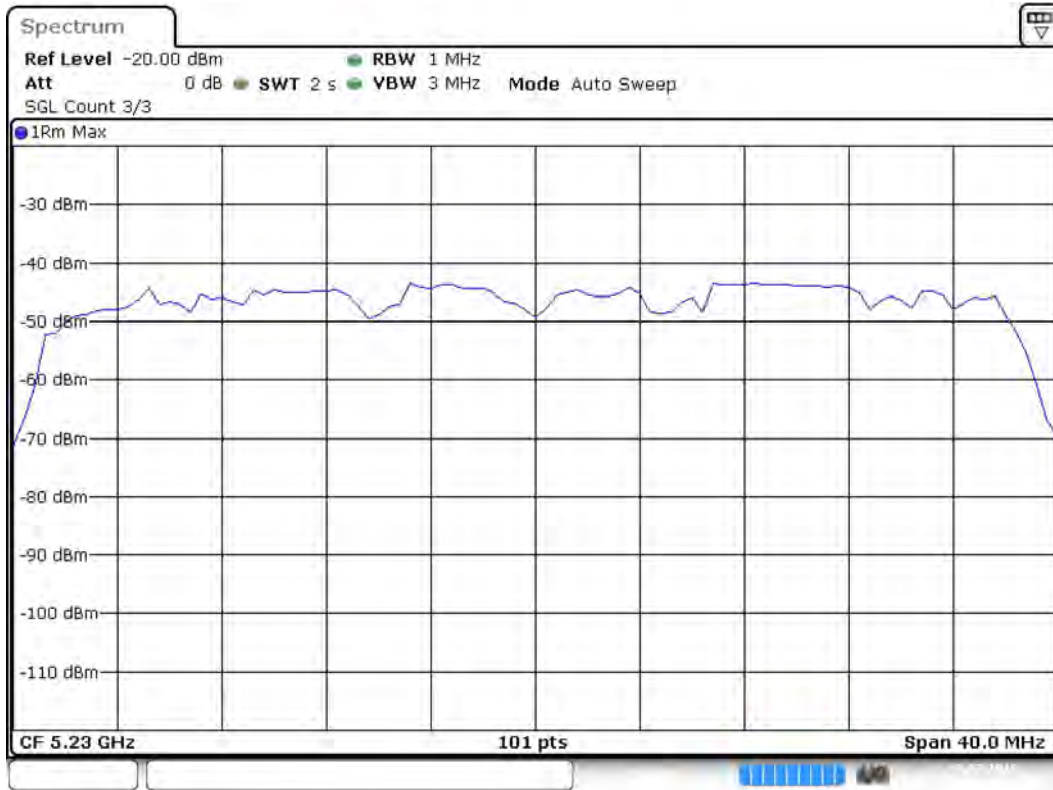
DUT Frequency (MHz)	Frequency (MHz)	PSD (dBm)	Limit Max (dBm)	Result
5230.000000	5225.247525	-9.574	17.0	PASS

Ports

Port	Duty Cycle (%)
1	56.709



PSD Connector 1



Date: 19 JUL 2018 08:26:45

Measurement

Setting	Instrument Value	Target Value
Start Frequency	5.21000 GHz	5.21000 GHz
Stop Frequency	5.25000 GHz	5.25000 GHz
Span	40.000 MHz	40.000 MHz
RBW	1.000 MHz	<= 1.000 MHz
VBW	3.000 MHz	>= 3.000 MHz
SweepPoints	101	~ 80
SweepTime	2.020 s	2.020 s
Reference Level	-20.000 dBm	-20.000 dBm
Attenuation	0.000 dB	AUTO
Detector	RMS	RMS
SweepCount	3	3
Filter	3 dB	3 dB
Trace Mode	Max Hold	Max Hold
Sweeptype	Sweep	AUTO
Preamp	off	off
Stablemode	Trace	Trace
Stablevalue	0.30 dB	0.30 dB
Run	15 / max. 15	max. 15
Stable	0 / 3	3
Max Stable Difference	4.47 dB	0.30 dB

Minimum Emission Bandwidth 6 dB (5230 MHz; 10.000 dBm; 40 MHz)

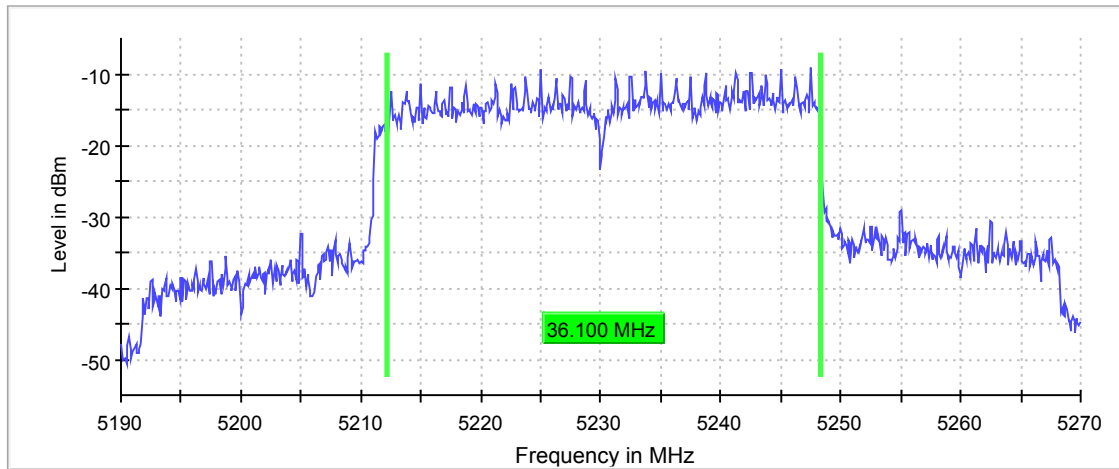
Test according to FCC title 47 part 15 §15.407(a),(e), KDB 789033 D02 General U-NII Test Procedures New Rules v02r01 and ANSI C63.10

6 dB Bandwidth

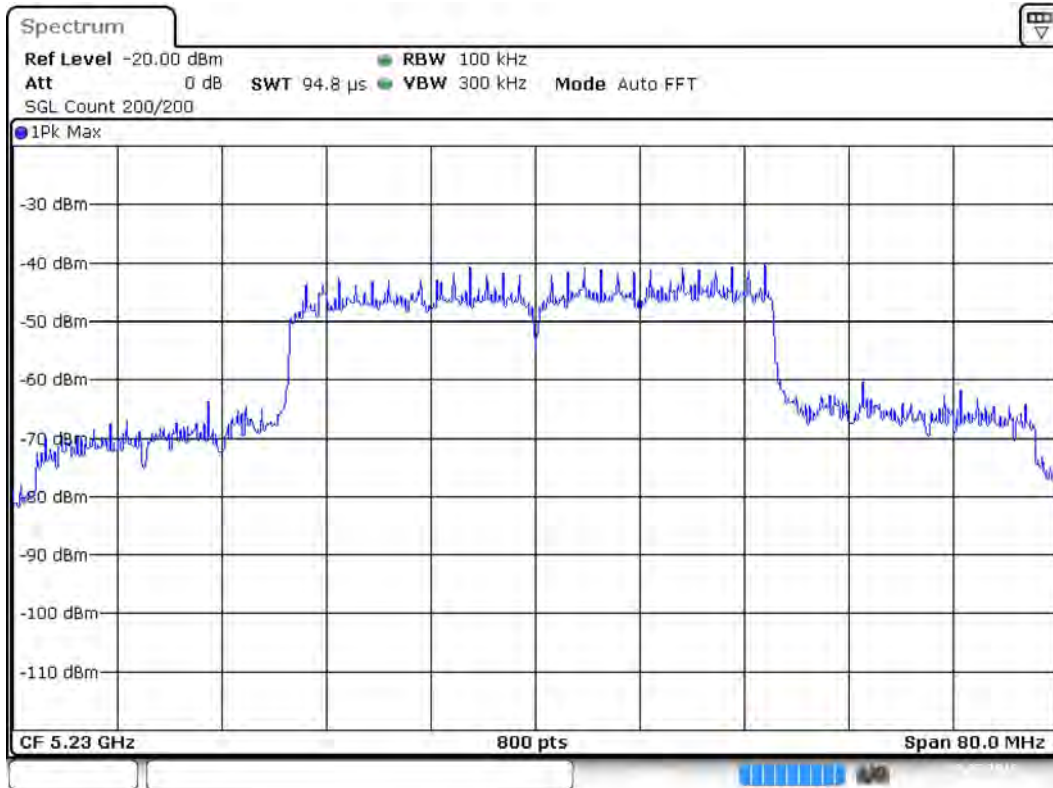
DUT Frequency (MHz)	Bandwidth (MHz)	Limit Min (MHz)	Limit Max (MHz)	Band Edge Left (MHz)	Band Edge Right (MHz)
5230.000000	36.100000	---	---	5212.150000	5248.250000

(continuation of the "6 dB Bandwidth" table from column 6 ...)

DUT Frequency (MHz)	Max Level (dBm)	Result
5230.000000	-9.1	PASS



Bandwidth



Date: 19 JUL 2018 08:31:52

Measurement

Setting	Instrument Value	Target Value
Start Frequency	5.19000 GHz	5.19000 GHz
Stop Frequency	5.27000 GHz	5.27000 GHz
Span	80.000 MHz	80.000 MHz
RBW	100.000 kHz	~ 100.000 kHz
VBW	300.000 kHz	~ 300.000 kHz
SweepPoints	800	~ 800
SweepTime	94.810 μs	AUTO
Reference Level	-20.000 dBm	-20.000 dBm
Attenuation	0.000 dB	AUTO
Detector	MaxPeak	MaxPeak
SweepCount	200	200
Filter	3 dB	3 dB
Trace Mode	Max Hold	Max Hold
SweepType	FFT	AUTO
Preamp	off	off
Stablemode	Trace	Trace
Stablevalue	0.30 dB	0.30 dB
Run	150 / max. 150	max. 150
Stable	1 / 5	5
Max Stable Difference	0.15 dB	0.30 dB

Occupied Channel Bandwidth 99% (5230 MHz; 10.000 dBm; 40 MHz)

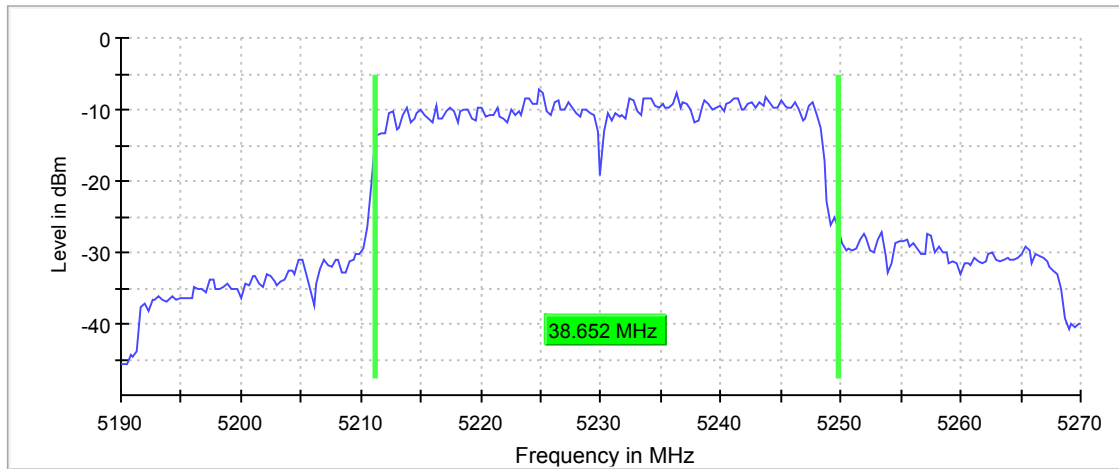
Test according to FCC title 47 part 15 §15.407(a),(e), KDB 789033 D02 General U-NII Test Procedures New Rules v02r01 and ANSI C63.10

99 % Bandwidth

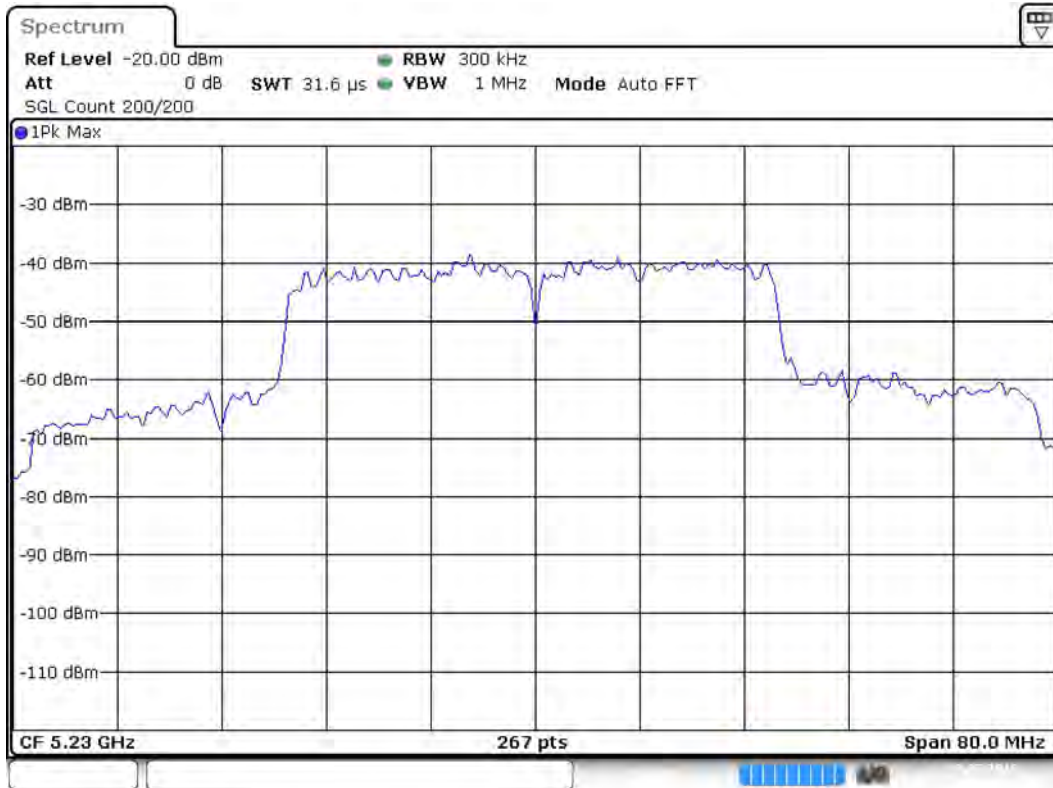
DUT Frequency (MHz)	Bandwidth (MHz)	Limit Min (MHz)	Limit Max (MHz)	Band Edge Left (MHz)	Band Edge Right (MHz)
5230.000000	38.651685	---	---	5211.123596	5249.775281

(continuation of the "99 % Bandwidth" table from column 6 ...)

DUT Frequency (MHz)	Result
5230.000000	PASS



Bandwidth



Date: 19 JUL 2018 08:33:57

Measurement

Setting	Instrument Value	Target Value
Start Frequency	5.19000 GHz	5.19000 GHz
Stop Frequency	5.27000 GHz	5.27000 GHz
Span	80.000 MHz	80.000 MHz
RBW	300.000 kHz	<= 400.000 kHz
VBW	1.000 MHz	>= 900.000 kHz
SweepPoints	267	~ 267
SweepTime	31.603 μs	AUTO
Reference Level	-20.000 dBm	-20.000 dBm
Attenuation	0.000 dB	AUTO
Detector	MaxPeak	MaxPeak
SweepCount	200	200
Filter	3 dB	3 dB
Trace Mode	Max Hold	Max Hold
Sweeptype	FFT	AUTO
Preamp	off	off
Stablemode	Trace	Trace
Stablevalue	0.30 dB	0.30 dB
Run	66 / max. 150	max. 150
Stable	5 / 5	5
Max Stable Difference	0.00 dB	0.30 dB

Band Edge high (5230 MHz; 10.000 dBm; 40 MHz)

Test according to FCC title 47 part 15 §15.407(b), KDB 789033 D02 General U-NII Test Procedures New Rules v02r01 and ANSI C63.10

Result

DUT Frequency (MHz)	Result
5230.000000	PASS

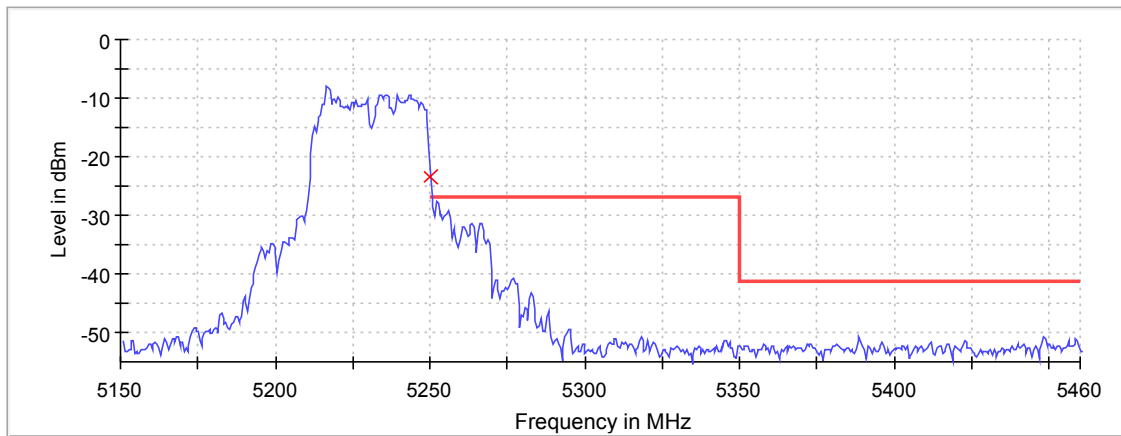
Inband Peak

Frequency (MHz)	Level (dBm)
5215.750000	-2.9

Measurements

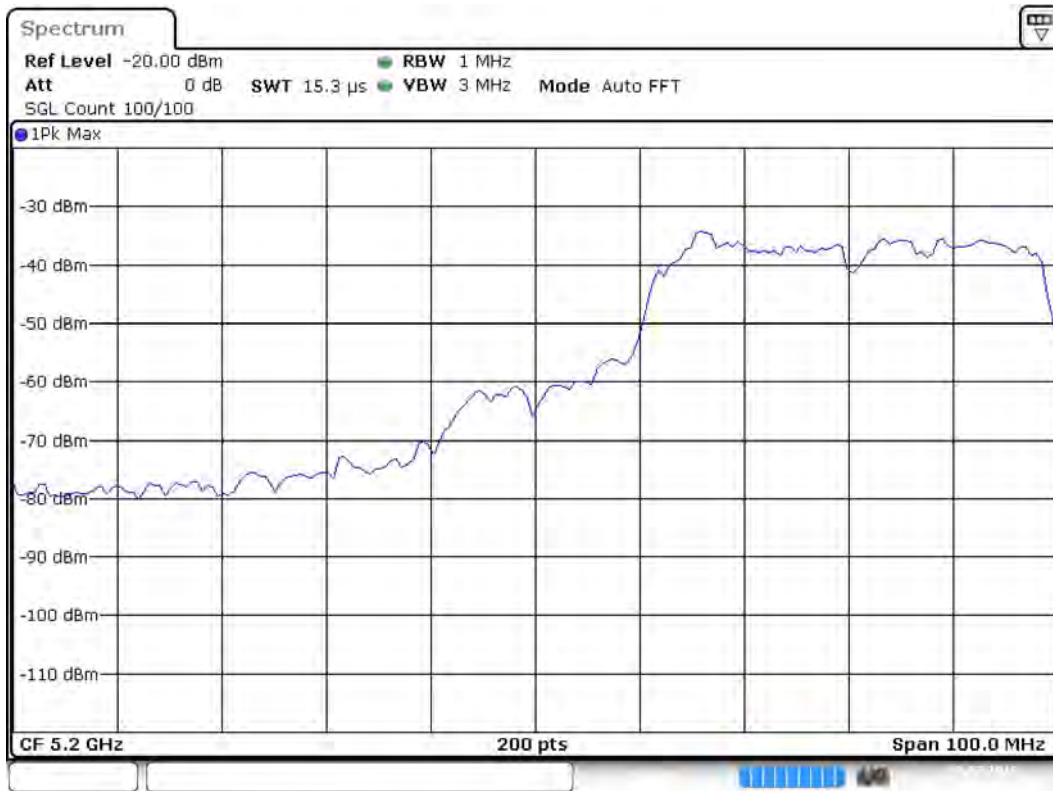
Frequency (MHz)	Level (dBm)	Margin (dB)	Limit (dBm)	Result
5263.250000	-26.9	-0.1	-27.0	PASS*
5259.750000	-26.9	-0.1	-27.0	PASS*

*99% OBW edge verified within U-NII-1 band



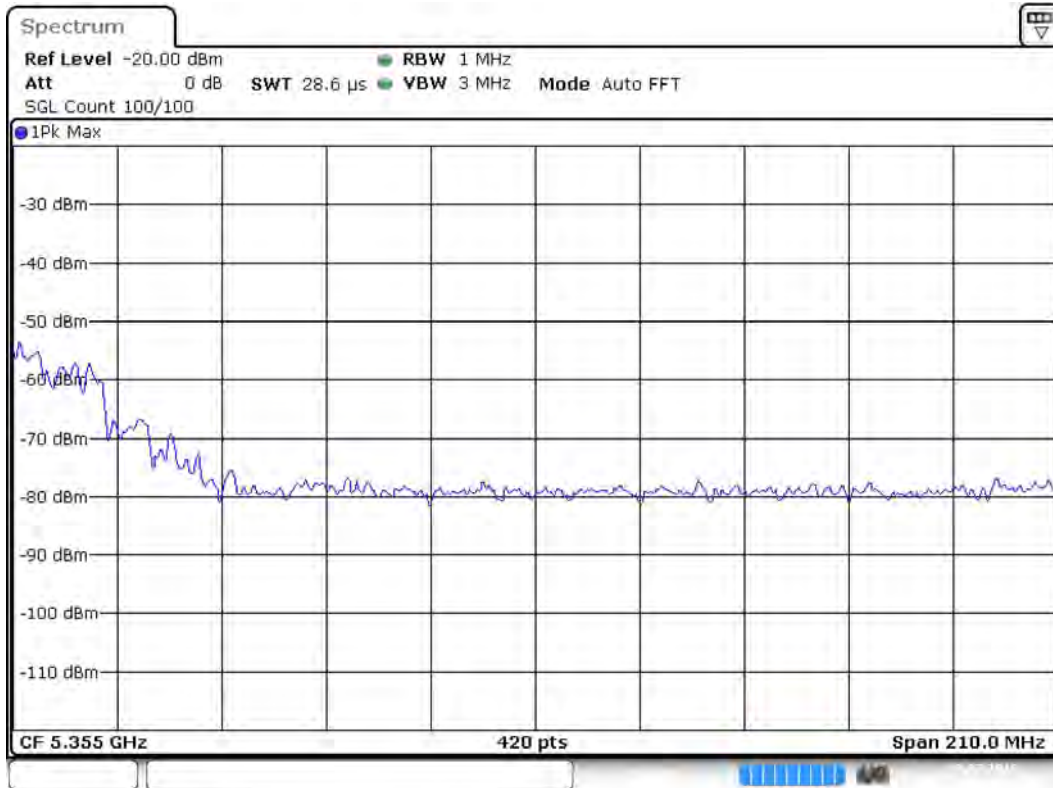
— Limit — Sum Level × Fail

Band Edge Connector 1_0



Date: 19 JUL 2018 08:34:28

Band Edge Connector 1_1



Date: 19 JUL 2018 08:34:47

Measurement 1

Setting	Instrument Value	Target Value
Start Frequency	5.15000 GHz	5.15000 GHz
Stop Frequency	5.25000 GHz	5.25000 GHz
Span	100.000 MHz	100.000 MHz
RBW	1.000 MHz	<= 1.000 MHz
VBW	3.000 MHz	>= 3.000 MHz
SweepPoints	200	~ 200
SweepTime	15.250 μs	AUTO
Reference Level	-20.000 dBm	-20.000 dBm
Attenuation	0.000 dB	AUTO
Detector	MaxPeak	MaxPeak
SweepCount	100	100
Filter	3 dB	3 dB
Trace Mode	Max Hold	Max Hold
SweepType	FFT	AUTO
Preamp	off	off
Stablemode	Trace	Trace
Stablevalue	0.50 dB	0.50 dB
Run	18 / max. 150	max. 150
Stable	3 / 3	3
Max Stable Difference	0.00 dB	0.50 dB

Measurement 2

Setting	Instrument Value	Target Value
Start Frequency	5.25000 GHz	5.25000 GHz
Stop Frequency	5.46000 GHz	5.46000 GHz
Span	210.000 MHz	210.000 MHz

Setting	Instrument Value	Target Value
RBW	1.000 MHz	<= 1.000 MHz
VBW	3.000 MHz	>= 3.000 MHz
SweepPoints	420	~ 420
SweepTime	28.594 μ s	AUTO
Reference Level	-20.000 dBm	-20.000 dBm
Attenuation	0.000 dB	AUTO
Detector	MaxPeak	MaxPeak
SweepCount	100	100
Filter	3 dB	3 dB
Trace Mode	Max Hold	Max Hold
SweepType	FFT	AUTO
Preamp	off	off
Stablemode	Trace	Trace
Stablevalue	0.50 dB	0.50 dB
Run	6 / max. 150	max. 150
Stable	3 / 3	3
Max Stable Difference	0.00 dB	0.50 dB

Emission Bandwidth 26 dB (5270 MHz; 10.000 dBm; 40 MHz)

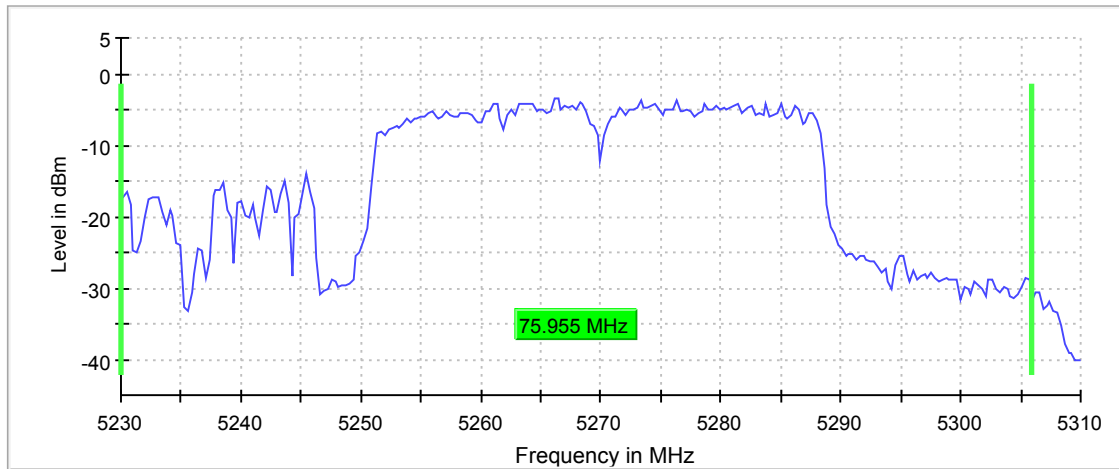
Test according to FCC title 47 part 15 §15.407(a),(e), KDB 789033 D02 General U-NII Test Procedures New Rules v02r01 and ANSI C63.10

26 dB Bandwidth

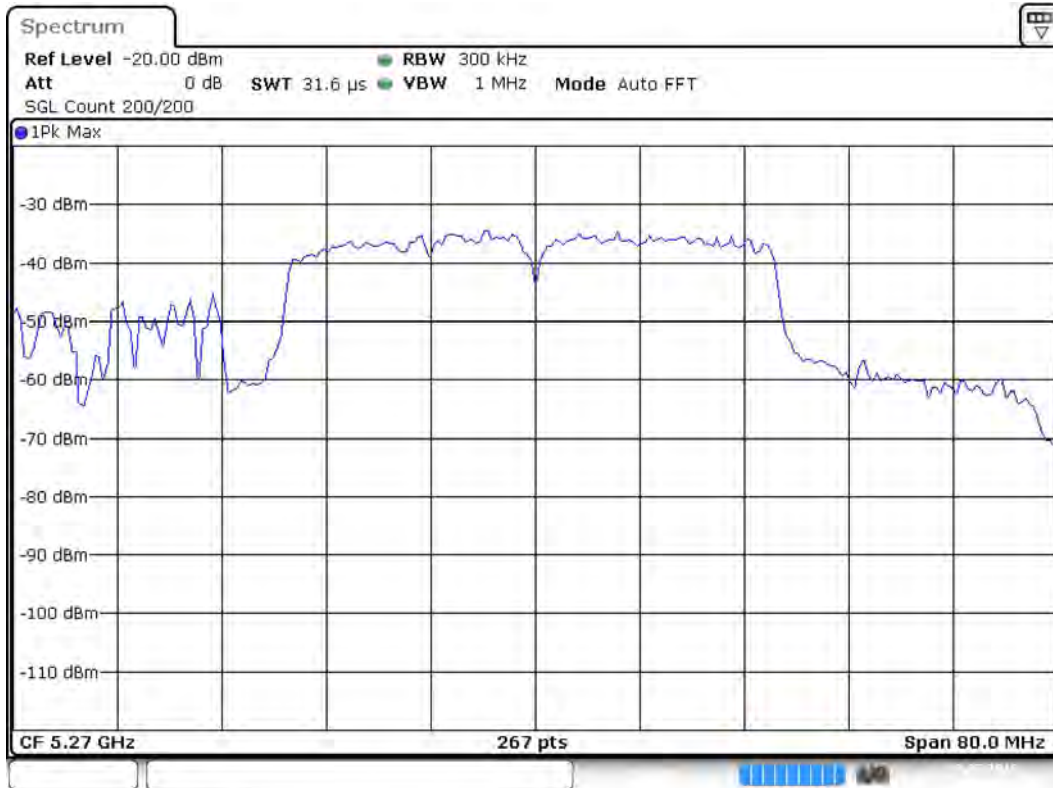
DUT Frequency (MHz)	Bandwidth (MHz)	Limit Min (MHz)	Limit Max (MHz)	Band Edge Left (MHz)	Band Edge Right (MHz)
5270.000000	75.955056	---	---	5230.000000	5305.955056

(continuation of the "26 dB Bandwidth" table from column 6 ...)

DUT Frequency (MHz)	Max Level (dBm)	Result
5270.000000	-3.4	PASS



Bandwidth



Date: 19 JUL 2018 08:41:34

Measurement

Setting	Instrument Value	Target Value
Start Frequency	5.23000 GHz	5.23000 GHz
Stop Frequency	5.31000 GHz	5.31000 GHz
Span	80.000 MHz	80.000 MHz
RBW	300.000 kHz	~ 400.000 kHz
VBW	1.000 MHz	>= 900.000 kHz
SweepPoints	267	~ 267
SweepTime	31.603 μ s	AUTO
Reference Level	-20.000 dBm	-20.000 dBm
Attenuation	0.000 dB	AUTO
Detector	MaxPeak	MaxPeak
SweepCount	200	200
Filter	3 dB	3 dB
Trace Mode	Max Hold	Max Hold
SweepType	FFT	AUTO
Preamp	off	off
Stablemode	Trace	Trace
Stablevalue	0.30 dB	0.30 dB
Run	138 / max. 150	max. 150
Stable	5 / 5	5
Max Stable Difference	0.00 dB	0.30 dB

Power Spectral Density (5270 MHz; 10.000 dBm; 40 MHz)

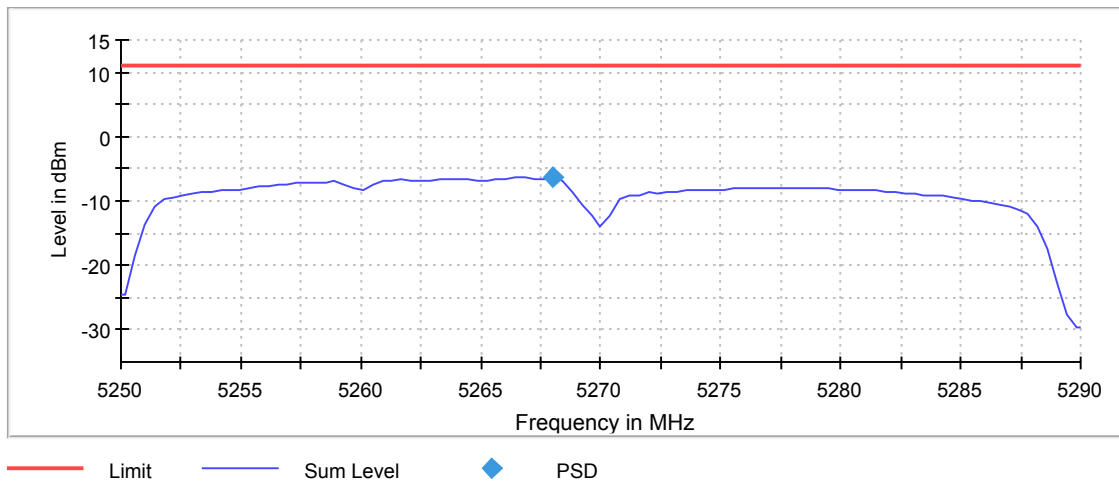
Test according to FCC title 47 part 15 §15.407(a), KDB 789033 D02 General U-NII Test Procedures New Rules v02r01 and ANSI C63.10

Result

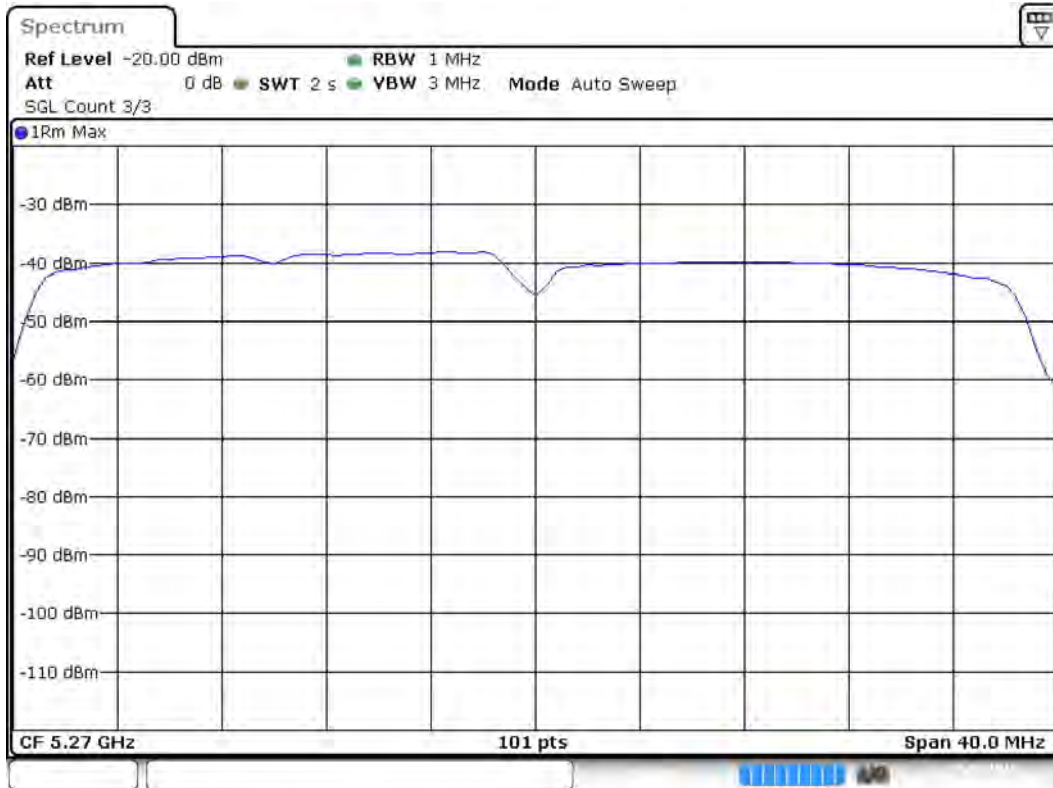
DUT Frequency (MHz)	Frequency (MHz)	PSD (dBm)	Limit Max (dBm)	Result
5270.000000	5268.019802	-6.372	11.0	PASS

Ports

Port	Duty Cycle (%)
1	86.332



PSD Connector 1



Date: 19 JUL 2018 08:43:21

Measurement

Setting	Instrument Value	Target Value
Start Frequency	5.25000 GHz	5.25000 GHz
Stop Frequency	5.29000 GHz	5.29000 GHz
Span	40.000 MHz	40.000 MHz
RBW	1.000 MHz	<= 1.000 MHz
VBW	3.000 MHz	>= 3.000 MHz
SweepPoints	101	~ 80
SweepTime	2.020 s	2.020 s
Reference Level	-20.000 dBm	-20.000 dBm
Attenuation	0.000 dB	AUTO
Detector	RMS	RMS
SweepCount	3	3
Filter	3 dB	3 dB
Trace Mode	Max Hold	Max Hold
SweepType	Sweep	AUTO
Preamp	off	off
Stablemode	Trace	Trace
Stablevalue	0.30 dB	0.30 dB
Run	15 / max. 15	max. 15
Stable	0 / 3	3
Max Stable Difference	5.27 dB	0.30 dB

Minimum Emission Bandwidth 6 dB (5270 MHz; 10.000 dBm; 40 MHz)

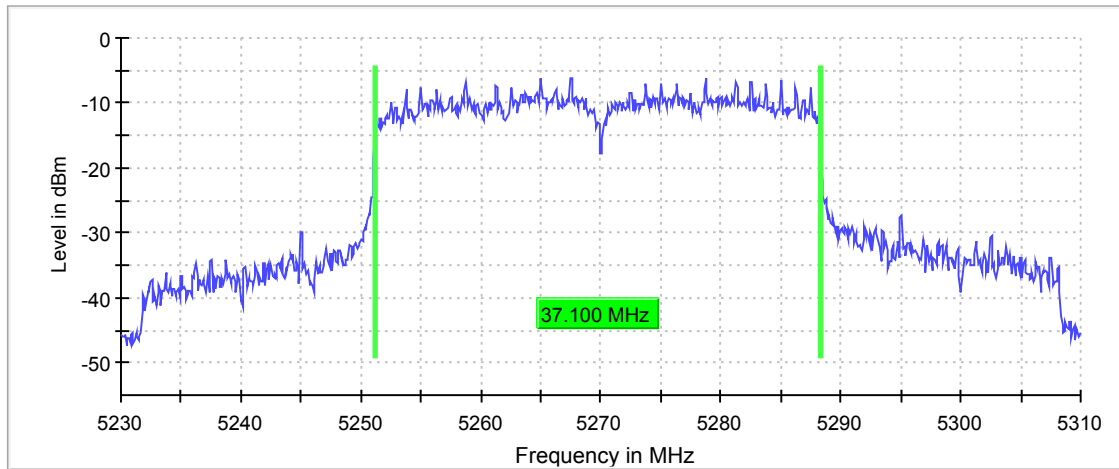
Test according to FCC title 47 part 15 §15.407(a),(e), KDB 789033 D02 General U-NII Test Procedures New Rules v02r01 and ANSI C63.10

6 dB Bandwidth

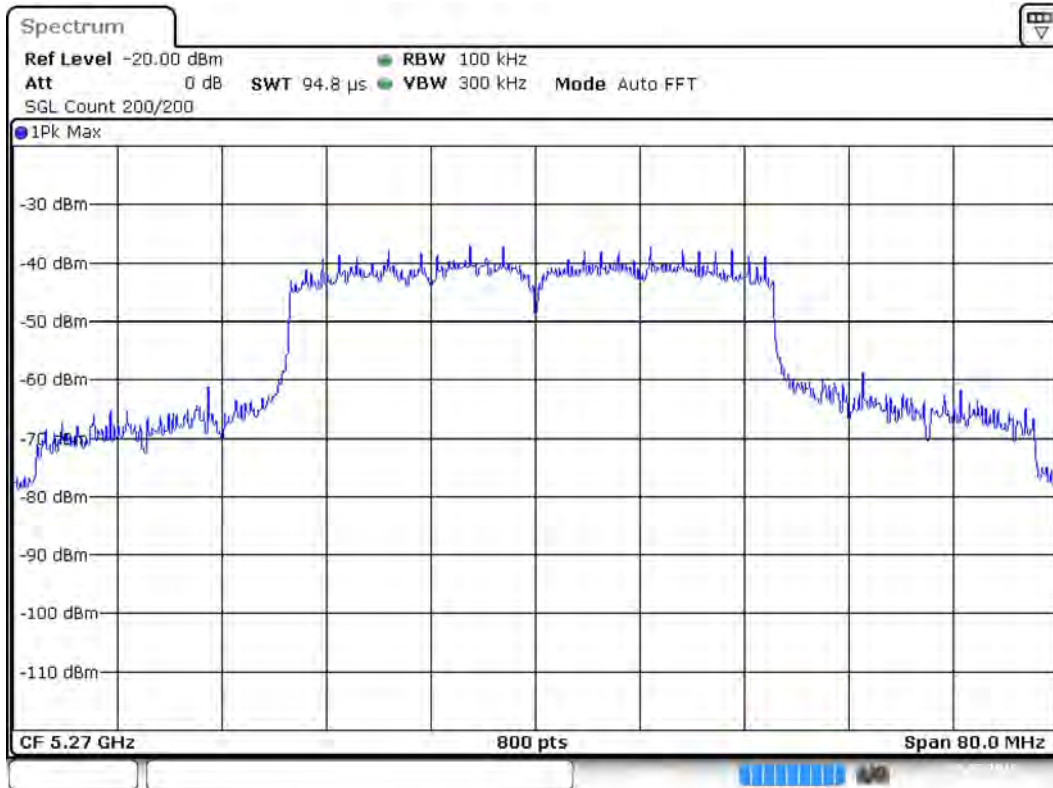
DUT Frequency (MHz)	Bandwidth (MHz)	Limit Min (MHz)	Limit Max (MHz)	Band Edge Left (MHz)	Band Edge Right (MHz)
5270.000000	37.100000	---	---	5251.150000	5288.250000

(continuation of the "6 dB Bandwidth" table from column 6 ...)

DUT Frequency (MHz)	Max Level (dBm)	Result
5270.000000	-6.1	PASS



Bandwidth



Date: 19 JUL 2018 08:48:31

Measurement

Setting	Instrument Value	Target Value
Start Frequency	5.23000 GHz	5.23000 GHz
Stop Frequency	5.31000 GHz	5.31000 GHz
Span	80.000 MHz	80.000 MHz
RBW	100.000 kHz	~ 100.000 kHz
VBW	300.000 kHz	~ 300.000 kHz
SweepPoints	800	~ 800
SweepTime	94.810 μs	AUTO
Reference Level	-20.000 dBm	-20.000 dBm
Attenuation	0.000 dB	AUTO
Detector	MaxPeak	MaxPeak
SweepCount	200	200
Filter	3 dB	3 dB
Trace Mode	Max Hold	Max Hold
SweepType	FFT	AUTO
Preamp	off	off
Stablemode	Trace	Trace
Stablevalue	0.30 dB	0.30 dB
Run	150 / max. 150	max. 150
Stable	0 / 5	5
Max Stable Difference	0.40 dB	0.30 dB

Occupied Channel Bandwidth 99% (5270 MHz; 10.000 dBm; 40 MHz)

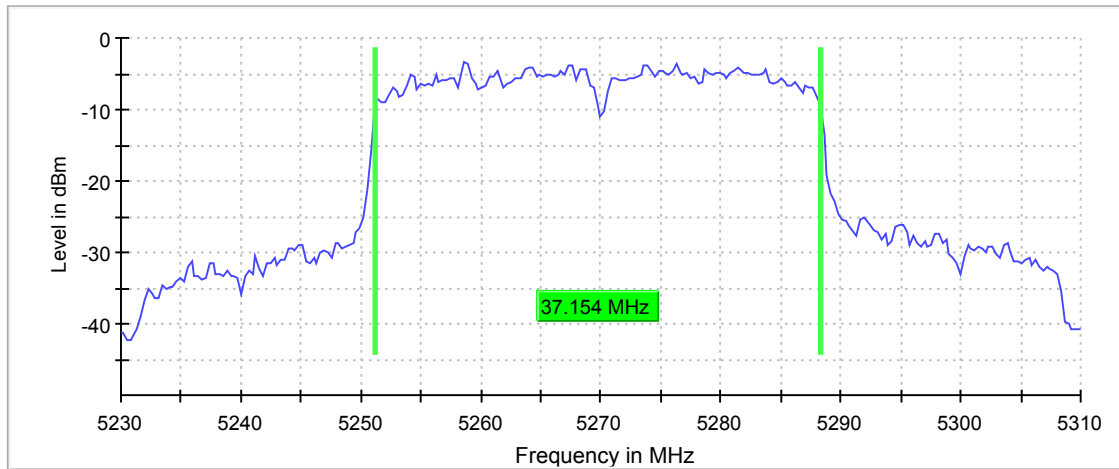
Test according to FCC title 47 part 15 §15.407(a),(e), KDB 789033 D02 General U-NII Test Procedures New Rules v02r01 and ANSI C63.10

99 % Bandwidth

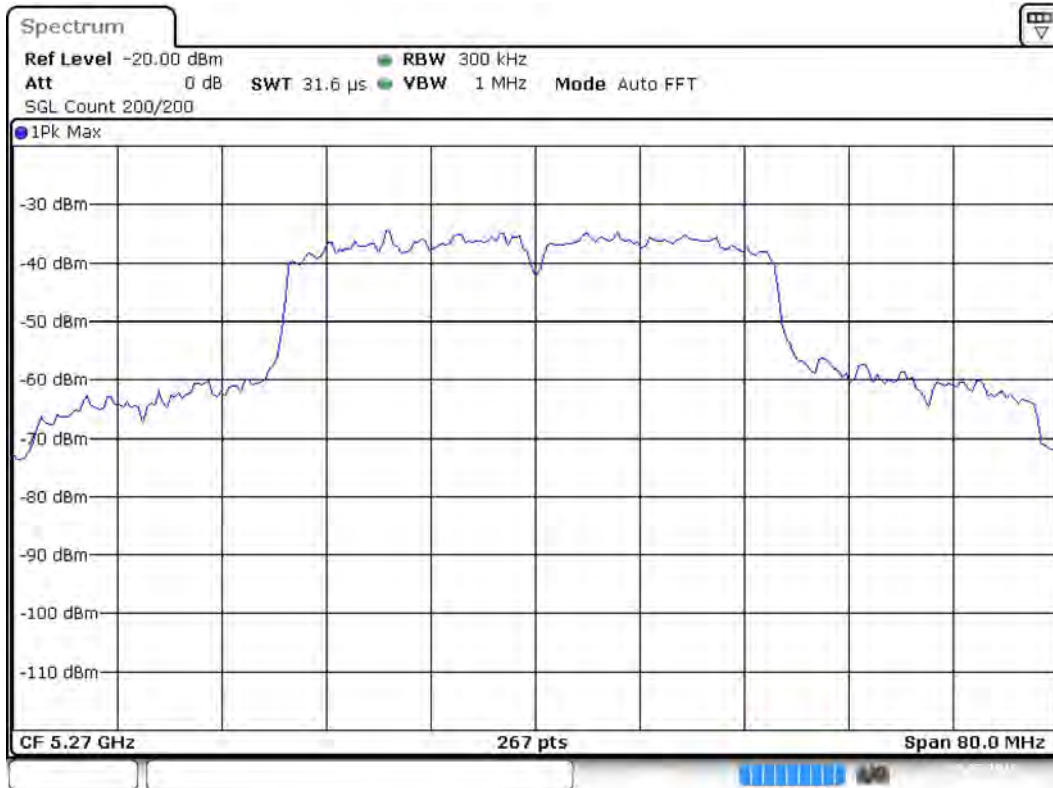
DUT Frequency (MHz)	Bandwidth (MHz)	Limit Min (MHz)	Limit Max (MHz)	Band Edge Left (MHz)	Band Edge Right (MHz)
5270.000000	37.153558	---	---	5251.123596	5288.277154

(continuation of the "99 % Bandwidth" table from column 6 ...)

DUT Frequency (MHz)	Result
5270.000000	PASS



Bandwidth



Date: 19 JUL 2018 08:51:20

Measurement

Setting	Instrument Value	Target Value
Start Frequency	5.23000 GHz	5.23000 GHz
Stop Frequency	5.31000 GHz	5.31000 GHz
Span	80.000 MHz	80.000 MHz
RBW	300.000 kHz	<= 400.000 kHz
VBW	1.000 MHz	>= 900.000 kHz
SweepPoints	267	~ 267
SweepTime	31.603 μs	AUTO
Reference Level	-20.000 dBm	-20.000 dBm
Attenuation	0.000 dB	AUTO
Detector	MaxPeak	MaxPeak
SweepCount	200	200
Filter	3 dB	3 dB
Trace Mode	Max Hold	Max Hold
Sweeptype	FFT	AUTO
Preamp	off	off
Stablemode	Trace	Trace
Stablevalue	0.30 dB	0.30 dB
Run	90 / max. 150	max. 150
Stable	5 / 5	5
Max Stable Difference	0.21 dB	0.30 dB

Band Edge low (5270 MHz; 10.000 dBm; 40 MHz)

Test according to FCC title 47 part 15 §15.407(b), KDB 789033 D02 General U-NII Test Procedures New Rules v02r01 and ANSI C63.10

Result

DUT Frequency (MHz)	Result
5270.000000	PASS

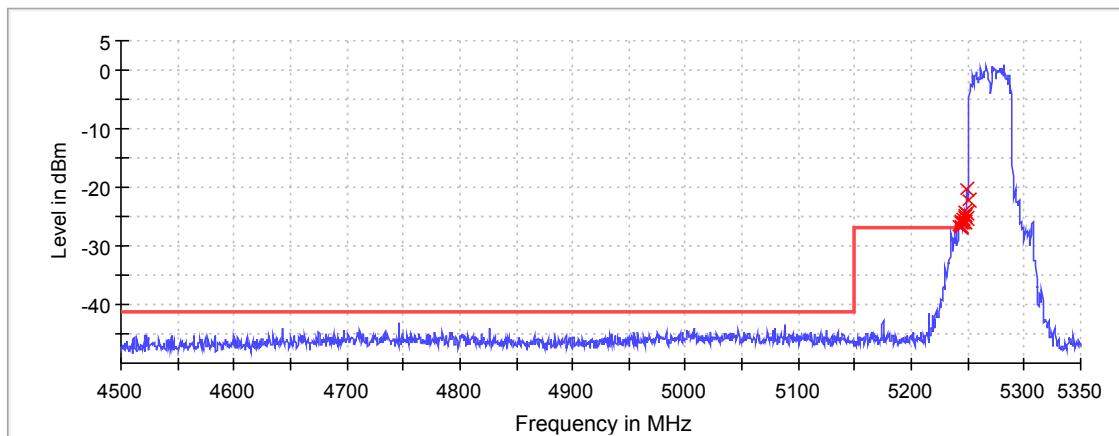
Inband Peak

Frequency (MHz)	Level (dBm)
5281.750000	0.8

Measurements

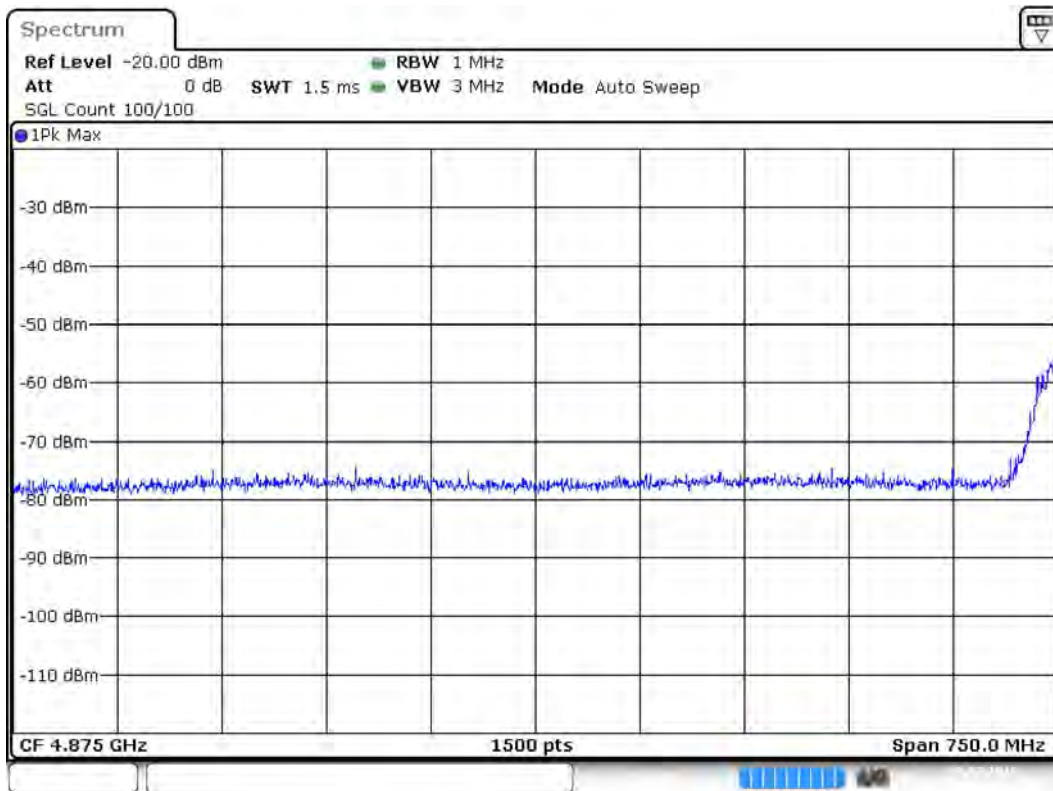
Frequency (MHz)	Level (dBm)	Margin (dB)	Limit (dBm)	Result
5249.250000	-20.4	-6.6	-27.0	PASS*
5249.750000	-22.1	-4.9	-27.0	PASS*
5247.750000	-23.9	-3.1	-27.0	PASS*
5248.750000	-24.5	-2.5	-27.0	PASS*
5247.250000	-24.7	-2.3	-27.0	PASS*
5246.750000	-25.0	-2.0	-27.0	PASS*
5248.250000	-25.2	-1.8	-27.0	PASS*
5245.250000	-25.5	-1.5	-27.0	PASS*
5244.250000	-25.5	-1.5	-27.0	PASS*
5246.250000	-25.9	-1.1	-27.0	PASS*
5244.750000	-25.9	-1.1	-27.0	PASS*
5243.750000	-26.0	-1.0	-27.0	PASS*
5243.250000	-26.5	-0.5	-27.0	PASS*
5242.250000	-26.7	-0.3	-27.0	PASS*
5242.750000	-26.9	-0.1	-27.0	PASS*

*99% OBW edge verified within U-NII-2A band



— Limit — Sum Level × Pass

Band Edge Connector 1_0



Date: 19 JUL 2018 08:52:02

Band Edge Connector 1_1



Date: 19 JUL 2018 08:52:43

Measurement 1

Setting	Instrument Value	Target Value
Start Frequency	5.25000 GHz	5.25000 GHz
Stop Frequency	5.35000 GHz	5.35000 GHz
Span	100.000 MHz	100.000 MHz
RBW	1.000 MHz	<= 1.000 MHz
VBW	3.000 MHz	>= 3.000 MHz
SweepPoints	200	~ 200
SweepTime	15.250 μs	AUTO
Reference Level	-20.000 dBm	-20.000 dBm
Attenuation	0.000 dB	AUTO
Detector	MaxPeak	MaxPeak
SweepCount	100	100
Filter	3 dB	3 dB
Trace Mode	Max Hold	Max Hold
SweepType	FFT	AUTO
Preamp	off	off
Stablemode	Trace	Trace
Stablevalue	0.50 dB	0.50 dB
Run	25 / max. 150	max. 150
Stable	3 / 3	3
Max Stable Difference	0.01 dB	0.50 dB

Measurement 2

Setting	Instrument Value	Target Value
Start Frequency	4.50000 GHz	4.50000 GHz
Stop Frequency	5.25000 GHz	5.25000 GHz
Span	750.000 MHz	750.000 MHz

Setting	Instrument Value	Target Value
RBW	1.000 MHz	<= 1.000 MHz
VBW	3.000 MHz	>= 3.000 MHz
SweepPoints	1500	~ 1500
SweepTime	1.500 ms	AUTO
Reference Level	-20.000 dBm	-20.000 dBm
Attenuation	0.000 dB	AUTO
Detector	MaxPeak	MaxPeak
SweepCount	100	100
Filter	3 dB	3 dB
Trace Mode	Max Hold	Max Hold
SweepType	Sweep	AUTO
Preamp	off	off
Stablemode	Trace	Trace
Stablevalue	0.50 dB	0.50 dB
Run	18 / max. 150	max. 150
Stable	3 / 3	3
Max Stable Difference	0.00 dB	0.50 dB

Emission Bandwidth 26 dB (5310 MHz; 10.000 dBm; 40 MHz)

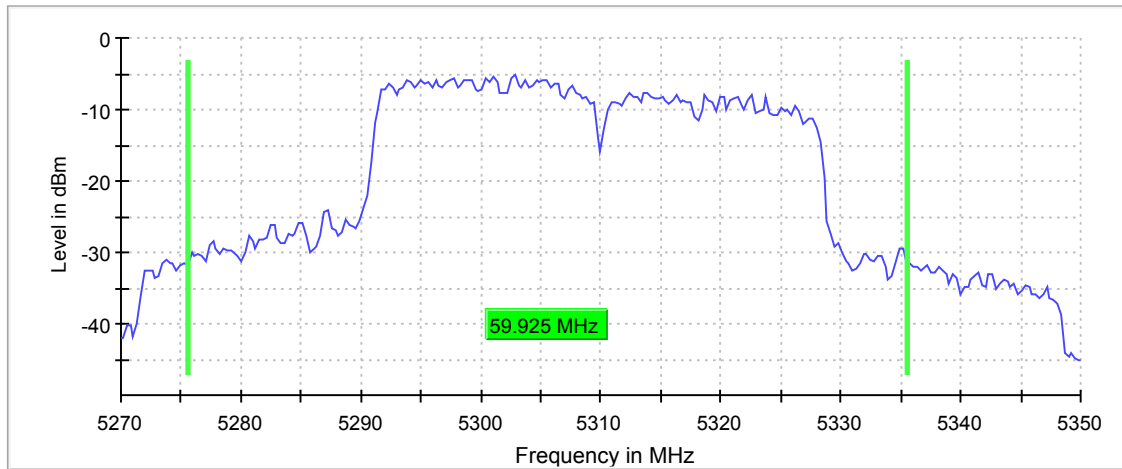
Test according to FCC title 47 part 15 §15.407(a),(e), KDB 789033 D02 General U-NII Test Procedures New Rules v02r01 and ANSI C63.10

26 dB Bandwidth

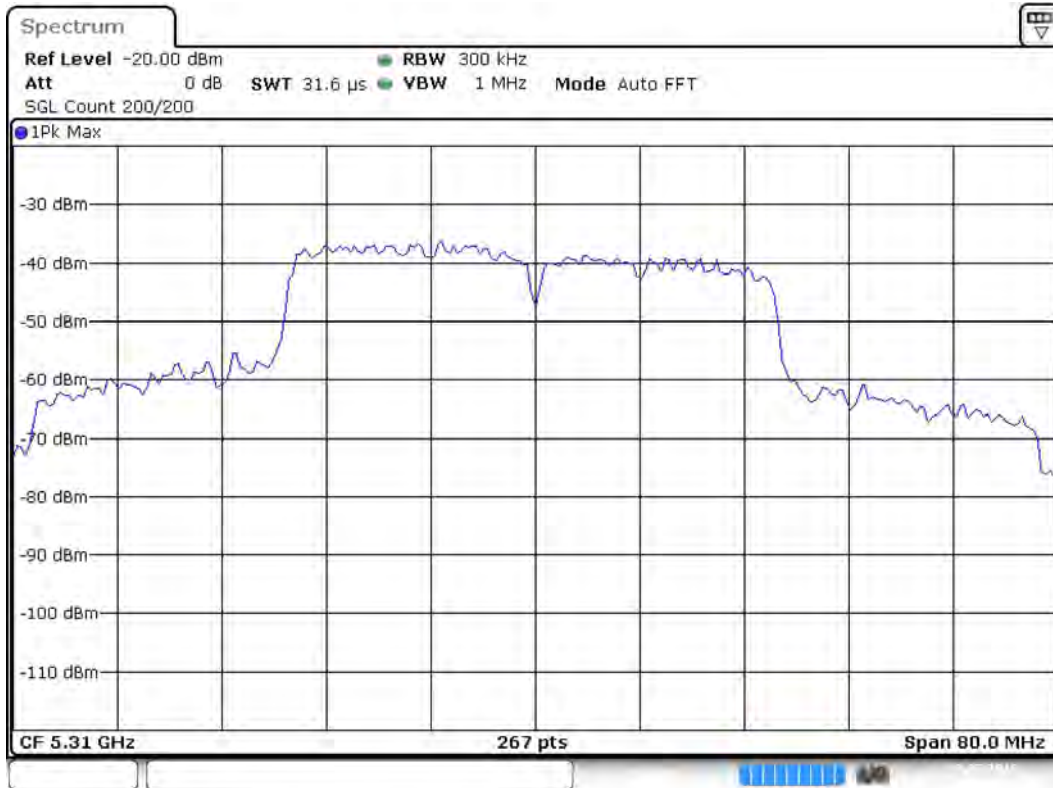
DUT Frequency (MHz)	Bandwidth (MHz)	Limit Min (MHz)	Limit Max (MHz)	Band Edge Left (MHz)	Band Edge Right (MHz)
5310.000000	59.925094	---	---	5275.543071	5335.468165

(continuation of the "26 dB Bandwidth" table from column 6 ...)

DUT Frequency (MHz)	Max Level (dBm)	Result
5310.000000	-5.0	PASS



Bandwidth



Date: 19 JUL 2018 08:58:04

Measurement

Setting	Instrument Value	Target Value
Start Frequency	5.27000 GHz	5.27000 GHz
Stop Frequency	5.35000 GHz	5.35000 GHz
Span	80.000 MHz	80.000 MHz
RBW	300.000 kHz	~ 400.000 kHz
VBW	1.000 MHz	>= 900.000 kHz
SweepPoints	267	~ 267
SweepTime	31.603 μs	AUTO
Reference Level	-20.000 dBm	-20.000 dBm
Attenuation	0.000 dB	AUTO
Detector	MaxPeak	MaxPeak
SweepCount	200	200
Filter	3 dB	3 dB
Trace Mode	Max Hold	Max Hold
Sweeptype	FFT	AUTO
Preamp	off	off
Stablemode	Trace	Trace
Stablevalue	0.30 dB	0.30 dB
Run	81 / max. 150	max. 150
Stable	5 / 5	5
Max Stable Difference	0.00 dB	0.30 dB

Power Spectral Density (5310 MHz; 10.000 dBm; 40 MHz)

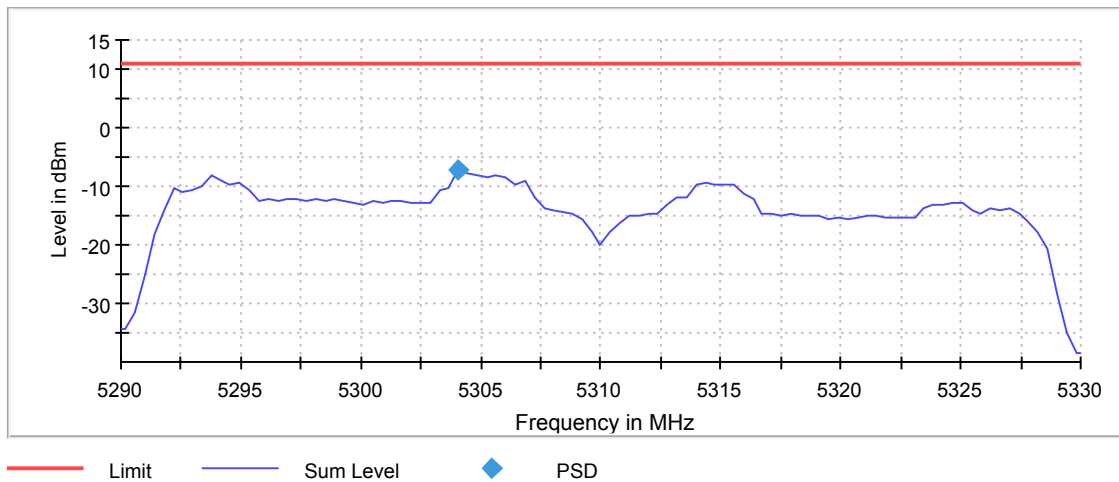
Test according to FCC title 47 part 15 §15.407(a), KDB 789033 D02 General U-NII Test Procedures New Rules v02r01 and ANSI C63.10

Result

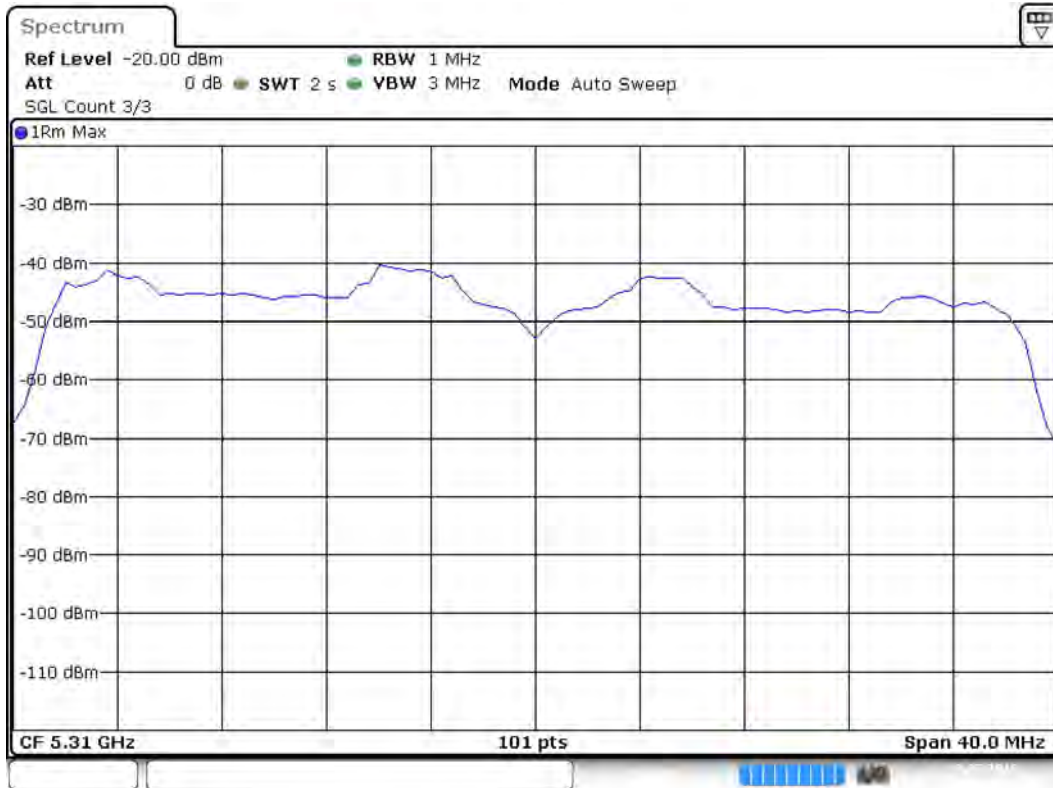
DUT Frequency (MHz)	Frequency (MHz)	PSD (dBm)	Limit Max (dBm)	Result
5310.000000	5304.059406	-7.186	11.0	PASS

Ports

Port	Duty Cycle (%)
1	66.354



PSD Connector 1



Date: 19 JUL 2018 08:59:17

Measurement

Setting	Instrument Value	Target Value
Start Frequency	5.29000 GHz	5.29000 GHz
Stop Frequency	5.33000 GHz	5.33000 GHz
Span	40.000 MHz	40.000 MHz
RBW	1.000 MHz	<= 1.000 MHz
VBW	3.000 MHz	>= 3.000 MHz
SweepPoints	101	~ 80
SweepTime	2.020 s	2.020 s
Reference Level	-20.000 dBm	-20.000 dBm
Attenuation	0.000 dB	AUTO
Detector	RMS	RMS
SweepCount	3	3
Filter	3 dB	3 dB
Trace Mode	Max Hold	Max Hold
SweepType	Sweep	AUTO
Preamp	off	off
Stablemode	Trace	Trace
Stablevalue	0.30 dB	0.30 dB
Run	10 / max. 15	max. 15
Stable	3 / 3	3
Max Stable Difference	0.00 dB	0.30 dB

Minimum Emission Bandwidth 6 dB (5310 MHz; 10.000 dBm; 40 MHz)

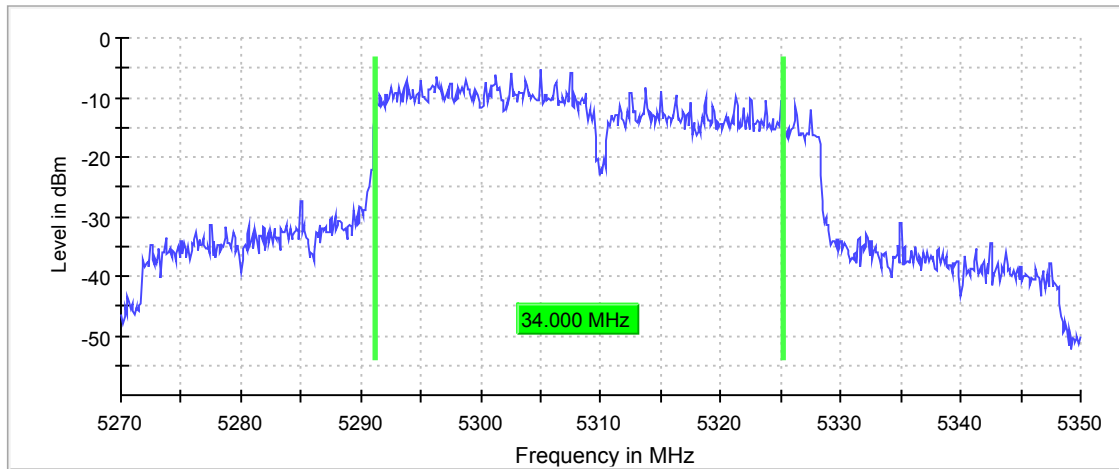
Test according to FCC title 47 part 15 §15.407(a),(e), KDB 789033 D02 General U-NII Test Procedures New Rules v02r01 and ANSI C63.10

6 dB Bandwidth

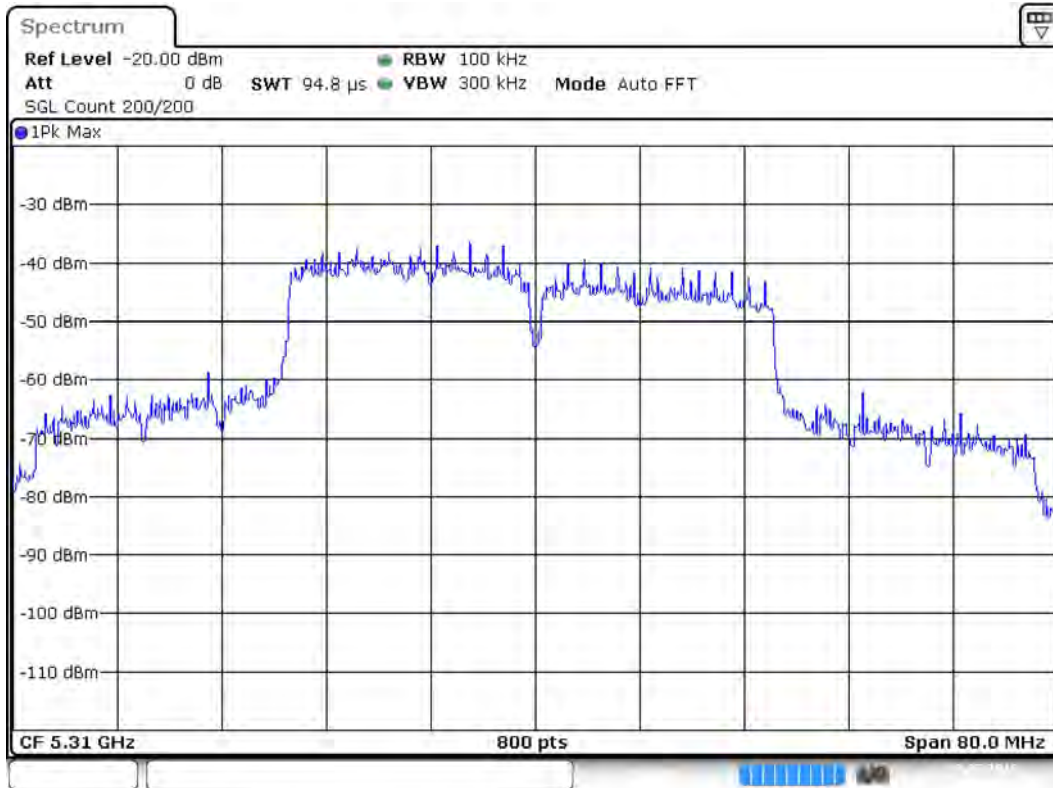
DUT Frequency (MHz)	Bandwidth (MHz)	Limit Min (MHz)	Limit Max (MHz)	Band Edge Left (MHz)	Band Edge Right (MHz)
5310.000000	34.000000	---	---	5291.150000	5325.150000

(continuation of the "6 dB Bandwidth" table from column 6 ...)

DUT Frequency (MHz)	Max Level (dBm)	Result
5310.000000	-5.2	PASS



Bandwidth



Date: 19 JUL 2018 09:02:07

Measurement

Setting	Instrument Value	Target Value
Start Frequency	5.27000 GHz	5.27000 GHz
Stop Frequency	5.35000 GHz	5.35000 GHz
Span	80.000 MHz	80.000 MHz
RBW	100.000 kHz	~ 100.000 kHz
VBW	300.000 kHz	~ 300.000 kHz
SweepPoints	800	~ 800
SweepTime	94.810 μs	AUTO
Reference Level	-20.000 dBm	-20.000 dBm
Attenuation	0.000 dB	AUTO
Detector	MaxPeak	MaxPeak
SweepCount	200	200
Filter	3 dB	3 dB
Trace Mode	Max Hold	Max Hold
Sweeptype	FFT	AUTO
Preamp	off	off
Stablemode	Trace	Trace
Stablevalue	0.30 dB	0.30 dB
Run	80 / max. 150	max. 150
Stable	5 / 5	5
Max Stable Difference	0.00 dB	0.30 dB

Occupied Channel Bandwidth 99% (5310 MHz; 10.000 dBm; 40 MHz)

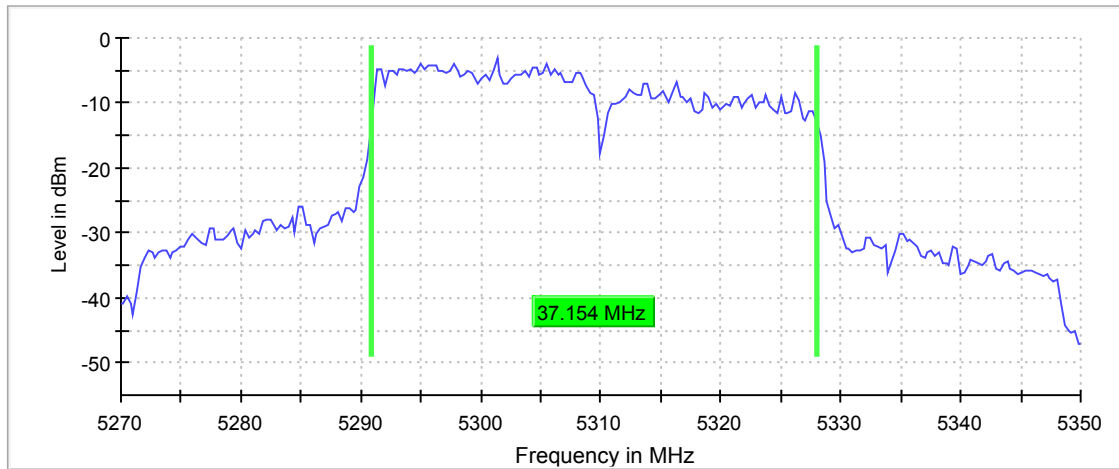
Test according to FCC title 47 part 15 §15.407(a),(e), KDB 789033 D02 General U-NII Test Procedures New Rules v02r01 and ANSI C63.10

99 % Bandwidth

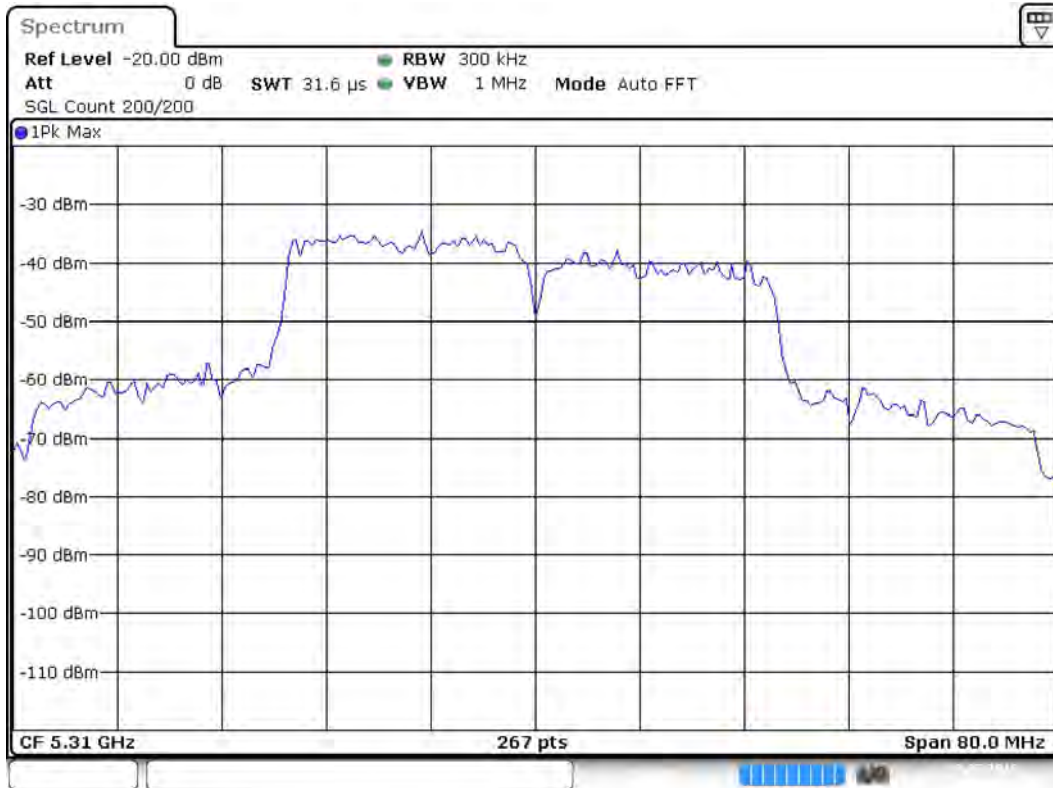
DUT Frequency (MHz)	Bandwidth (MHz)	Limit Min (MHz)	Limit Max (MHz)	Band Edge Left (MHz)	Band Edge Right (MHz)
5310.000000	37.153558	---	---	5290.823970	5327.977528

(continuation of the "99 % Bandwidth" table from column 6 ...)

DUT Frequency (MHz)	Result
5310.000000	PASS



Bandwidth



Date: 19 JUL 2018 09:03:17

Measurement

Setting	Instrument Value	Target Value
Start Frequency	5.27000 GHz	5.27000 GHz
Stop Frequency	5.35000 GHz	5.35000 GHz
Span	80.000 MHz	80.000 MHz
RBW	300.000 kHz	<= 400.000 kHz
VBW	1.000 MHz	>= 900.000 kHz
SweepPoints	267	~ 267
SweepTime	31.603 μs	AUTO
Reference Level	-20.000 dBm	-20.000 dBm
Attenuation	0.000 dB	AUTO
Detector	MaxPeak	MaxPeak
SweepCount	200	200
Filter	3 dB	3 dB
Trace Mode	Max Hold	Max Hold
Sweeptype	FFT	AUTO
Preamp	off	off
Stablemode	Trace	Trace
Stablevalue	0.30 dB	0.30 dB
Run	35 / max. 150	max. 150
Stable	5 / 5	5
Max Stable Difference	0.00 dB	0.30 dB

Band Edge high (5310 MHz; 10.000 dBm; 40 MHz)

Test according to FCC title 47 part 15 §15.407(b), KDB 789033 D02 General U-NII Test Procedures New Rules v02r01 and ANSI C63.10

Result

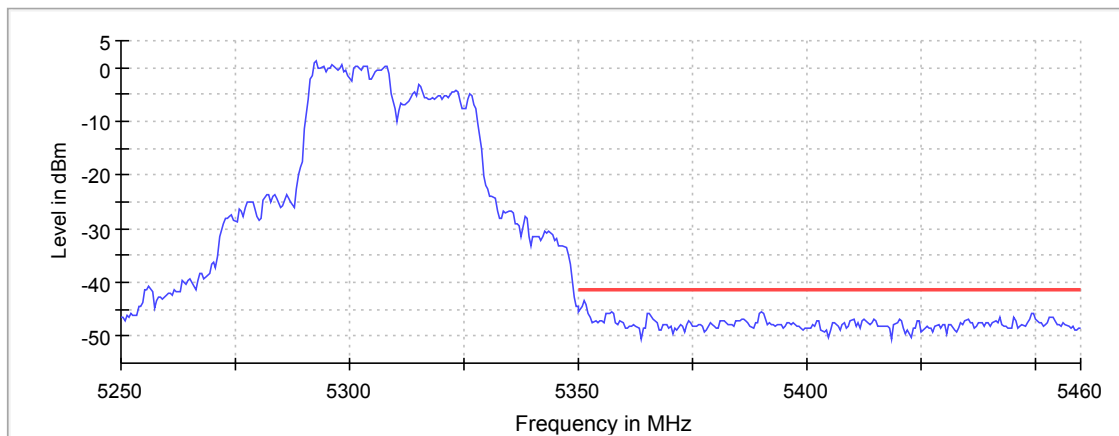
DUT Frequency (MHz)	Result
5310.000000	PASS

Inband Peak

Frequency (MHz)	Level (dBm)
5292.750000	1.3

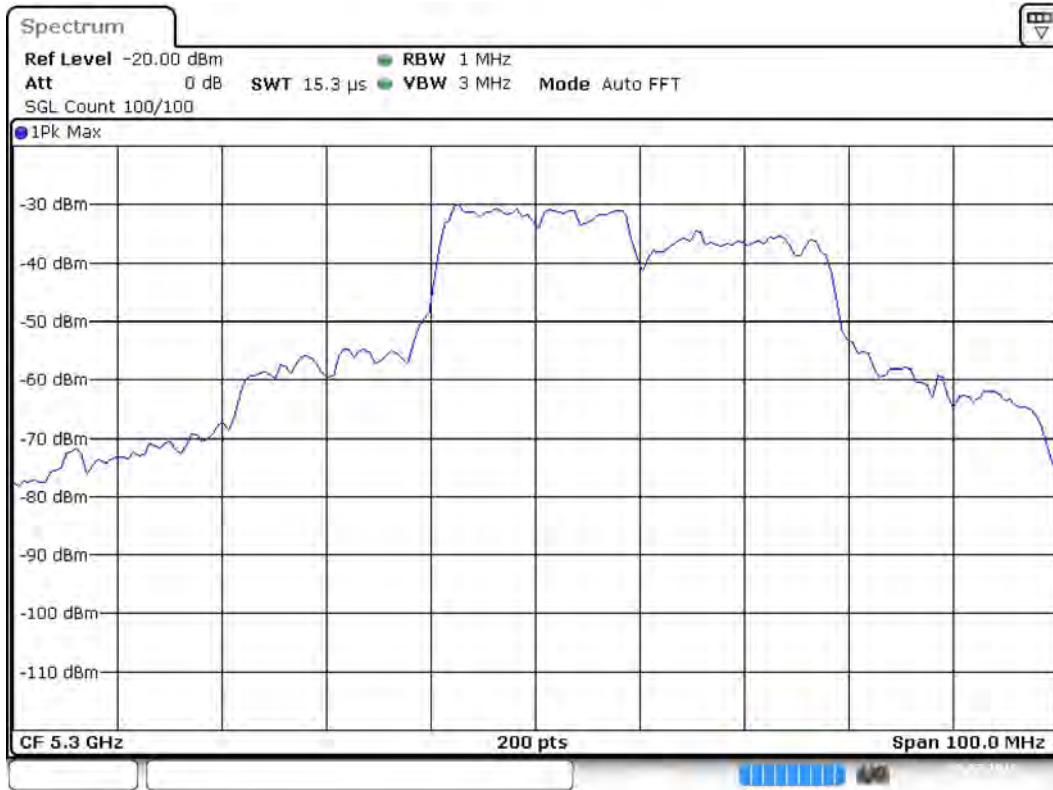
Measurements

Frequency (MHz)	Level (dBm)	Margin (dB)	Limit (dBm)	Result
5351.250000	-43.4	2.2	-41.2	PASS
5351.750000	-44.1	2.9	-41.2	PASS
5350.750000	-44.3	3.1	-41.2	PASS
5357.250000	-45.5	4.2	-41.2	PASS
5390.250000	-45.6	4.4	-41.2	PASS
5350.250000	-45.6	4.4	-41.2	PASS
5357.750000	-45.6	4.4	-41.2	PASS
5365.750000	-45.7	4.4	-41.2	PASS
5389.750000	-45.7	4.5	-41.2	PASS
5449.750000	-45.8	4.6	-41.2	PASS
5449.250000	-45.8	4.6	-41.2	PASS
5356.250000	-45.8	4.6	-41.2	PASS
5356.750000	-45.9	4.7	-41.2	PASS
5390.750000	-45.9	4.7	-41.2	PASS
5352.250000	-45.9	4.7	-41.2	PASS



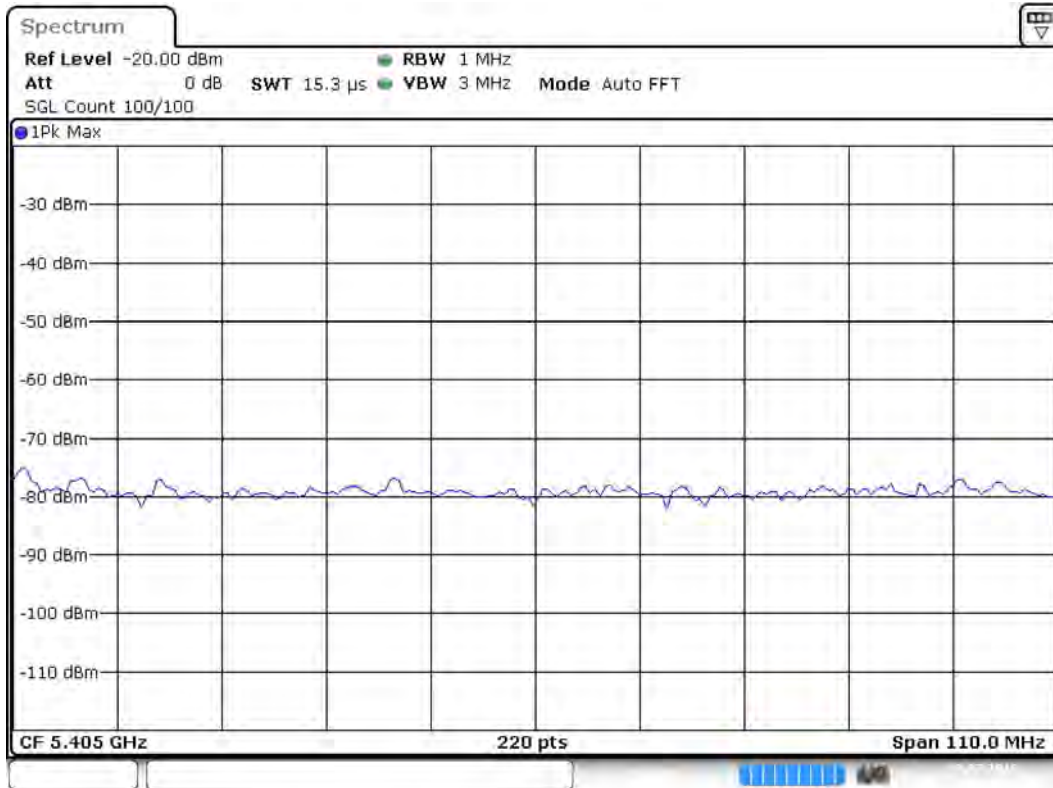
— Limit — Sum Level × Fail

Band Edge Connector 1_0



Date: 19 JUL 2018 09:03:56

Band Edge Connector 1_1



Date: 19 JUL 2018 09:04:04

Measurement 1

Setting	Instrument Value	Target Value
Start Frequency	5.25000 GHz	5.25000 GHz
Stop Frequency	5.35000 GHz	5.35000 GHz
Span	100.000 MHz	100.000 MHz
RBW	1.000 MHz	<= 1.000 MHz
VBW	3.000 MHz	>= 3.000 MHz
SweepPoints	200	~ 200
SweepTime	15.250 μs	AUTO
Reference Level	-20.000 dBm	-20.000 dBm
Attenuation	0.000 dB	AUTO
Detector	MaxPeak	MaxPeak
SweepCount	100	100
Filter	3 dB	3 dB
Trace Mode	Max Hold	Max Hold
SweepType	FFT	AUTO
Preamp	off	off
Stablemode	Trace	Trace
Stablevalue	0.50 dB	0.50 dB
Run	23 / max. 150	max. 150
Stable	3 / 3	3
Max Stable Difference	0.00 dB	0.50 dB

Measurement 2

Setting	Instrument Value	Target Value
Start Frequency	5.35000 GHz	5.35000 GHz
Stop Frequency	5.46000 GHz	5.46000 GHz
Span	110.000 MHz	110.000 MHz

Setting	Instrument Value	Target Value
RBW	1.000 MHz	<= 1.000 MHz
VBW	3.000 MHz	>= 3.000 MHz
SweepPoints	220	~ 220
SweepTime	15.250 μ s	AUTO
Reference Level	-20.000 dBm	-20.000 dBm
Attenuation	0.000 dB	AUTO
Detector	MaxPeak	MaxPeak
SweepCount	100	100
Filter	3 dB	3 dB
Trace Mode	Max Hold	Max Hold
SweepType	FFT	AUTO
Preamp	off	off
Stablemode	Trace	Trace
Stablevalue	0.50 dB	0.50 dB
Run	4 / max. 150	max. 150
Stable	3 / 3	3
Max Stable Difference	0.00 dB	0.50 dB

Emission Bandwidth 26 dB (5510 MHz; 10.000 dBm; 40 MHz)

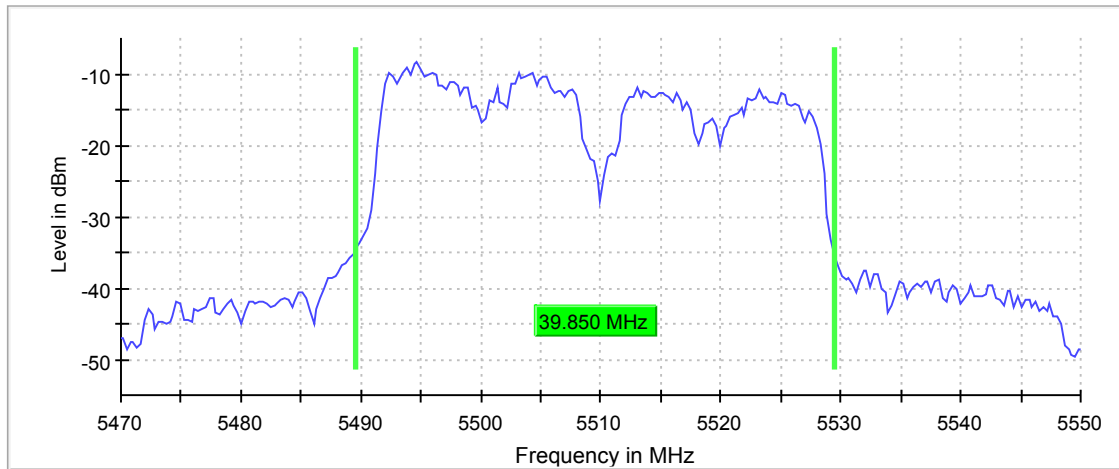
Test according to FCC title 47 part 15 §15.407(a),(e), KDB 789033 D02 General U-NII Test Procedures New Rules v02r01 and ANSI C63.10

26 dB Bandwidth

DUT Frequency (MHz)	Bandwidth (MHz)	Limit Min (MHz)	Limit Max (MHz)	Band Edge Left (MHz)	Band Edge Right (MHz)
5510.000000	39.850187	---	---	5489.625468	5529.475655

(continuation of the "26 dB Bandwidth" table from column 6 ...)

DUT Frequency (MHz)	Max Level (dBm)	Result
5510.000000	-8.3	PASS



Bandwidth



Date: 19 JUL 2018 09:13:28

Measurement

Setting	Instrument Value	Target Value
Start Frequency	5.47000 GHz	5.47000 GHz
Stop Frequency	5.55000 GHz	5.55000 GHz
Span	80.000 MHz	80.000 MHz
RBW	300.000 kHz	~ 400.000 kHz
VBW	1.000 MHz	>= 900.000 kHz
SweepPoints	267	~ 267
SweepTime	31.603 μs	AUTO
Reference Level	-20.000 dBm	-20.000 dBm
Attenuation	0.000 dB	AUTO
Detector	MaxPeak	MaxPeak
SweepCount	200	200
Filter	3 dB	3 dB
Trace Mode	Max Hold	Max Hold
Sweeptype	FFT	AUTO
Preamp	off	off
Stablemode	Trace	Trace
Stablevalue	0.30 dB	0.30 dB
Run	88 / max. 150	max. 150
Stable	5 / 5	5
Max Stable Difference	0.00 dB	0.30 dB

Power Spectral Density (5510 MHz; 10.000 dBm; 40 MHz)

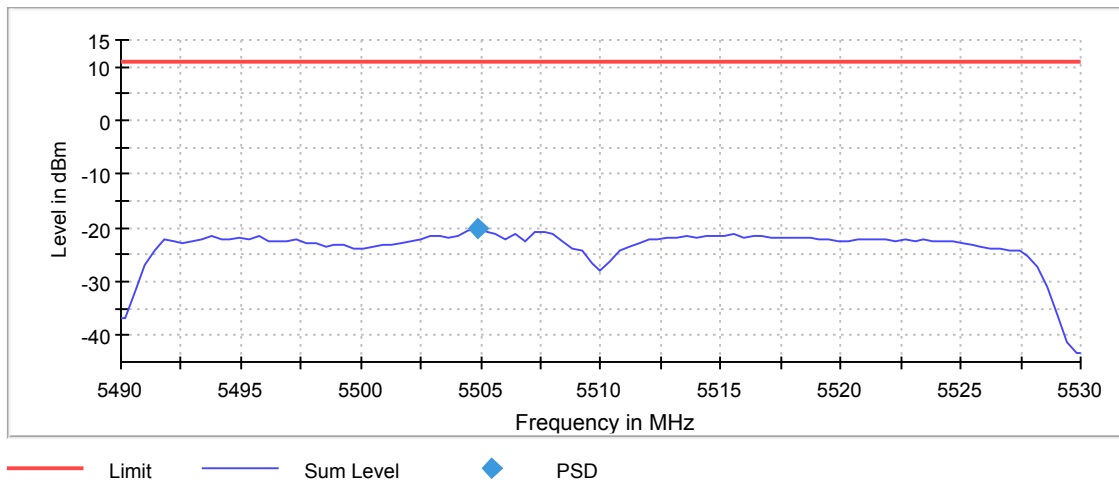
Test according to FCC title 47 part 15 §15.407(a), KDB 789033 D02 General U-NII Test Procedures New Rules v02r01 and ANSI C63.10

Result

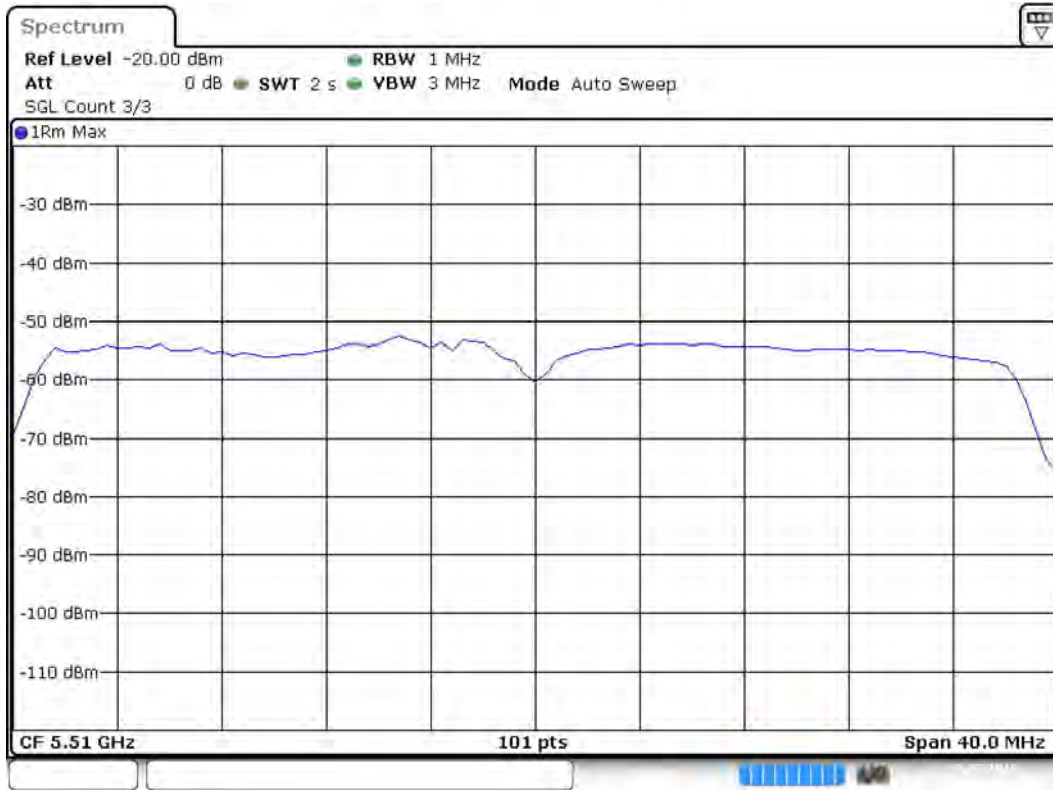
DUT Frequency (MHz)	Frequency (MHz)	PSD (dBm)	Limit Max (dBm)	Result
5510.000000	5504.851485	-20.154	11.0	PASS

Ports

Port	Duty Cycle (%)
1	75.172



PSD Connector 1



Date: 19 JUL 2018 09:15:13

Measurement

Setting	Instrument Value	Target Value
Start Frequency	5.49000 GHz	5.49000 GHz
Stop Frequency	5.53000 GHz	5.53000 GHz
Span	40.000 MHz	40.000 MHz
RBW	1.000 MHz	<= 1.000 MHz
VBW	3.000 MHz	>= 3.000 MHz
SweepPoints	101	~ 80
SweepTime	2.020 s	2.020 s
Reference Level	-20.000 dBm	-20.000 dBm
Attenuation	0.000 dB	AUTO
Detector	RMS	RMS
SweepCount	3	3
Filter	3 dB	3 dB
Trace Mode	Max Hold	Max Hold
SweepType	Sweep	AUTO
Preamp	off	off
Stablemode	Trace	Trace
Stablevalue	0.30 dB	0.30 dB
Run	15 / max. 15	max. 15
Stable	1 / 3	3
Max Stable Difference	0.16 dB	0.30 dB

Minimum Emission Bandwidth 6 dB (5510 MHz; 10.000 dBm; 40 MHz)

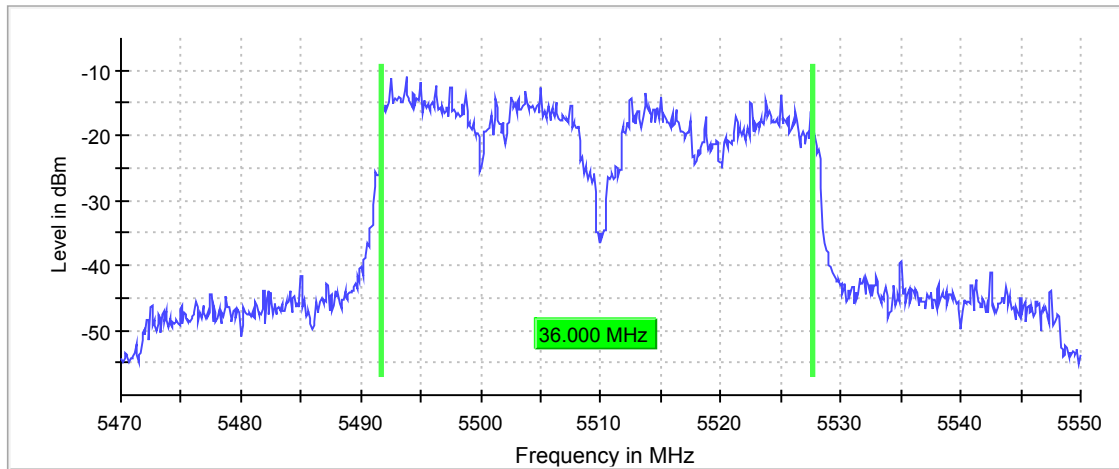
Test according to FCC title 47 part 15 §15.407(a),(e), KDB 789033 D02 General U-NII Test Procedures New Rules v02r01 and ANSI C63.10

6 dB Bandwidth

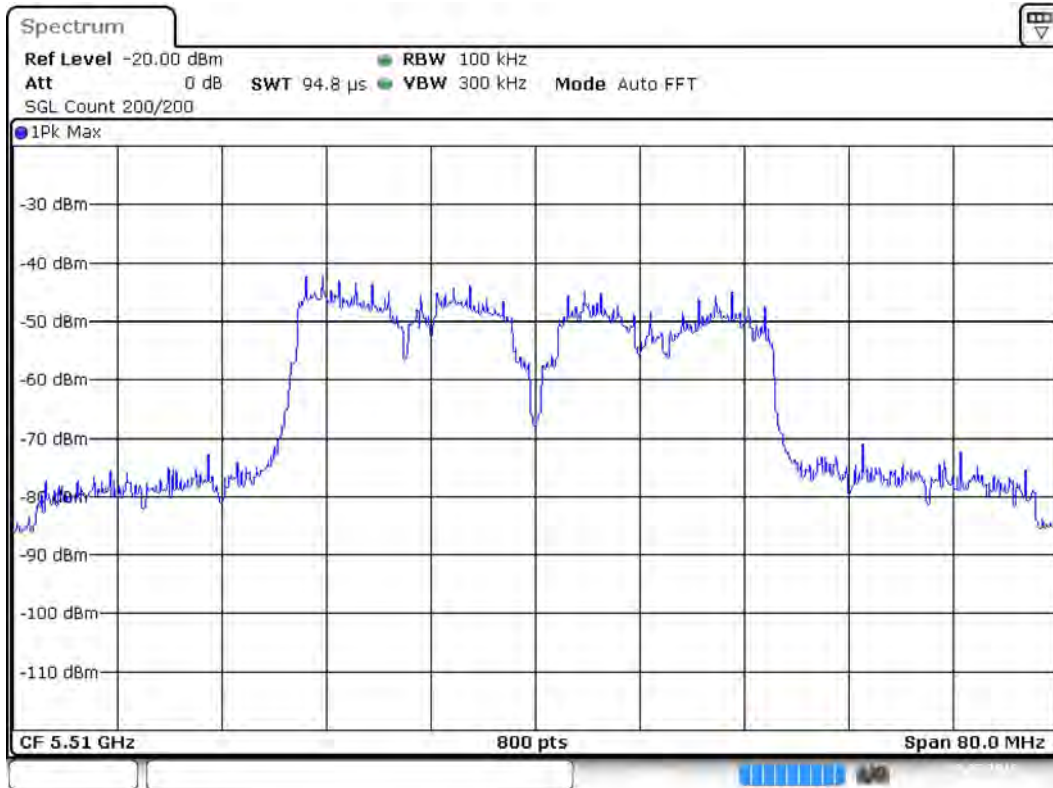
DUT Frequency (MHz)	Bandwidth (MHz)	Limit Min (MHz)	Limit Max (MHz)	Band Edge Left (MHz)	Band Edge Right (MHz)
5510.000000	36.000000	---	---	5491.650000	5527.650000

(continuation of the "6 dB Bandwidth" table from column 6 ...)

DUT Frequency (MHz)	Max Level (dBm)	Result
5510.000000	-10.9	PASS



Bandwidth



Date: 19 JUL 2018 09:20:23

Measurement

Setting	Instrument Value	Target Value
Start Frequency	5.47000 GHz	5.47000 GHz
Stop Frequency	5.55000 GHz	5.55000 GHz
Span	80.000 MHz	80.000 MHz
RBW	100.000 kHz	~ 100.000 kHz
VBW	300.000 kHz	~ 300.000 kHz
SweepPoints	800	~ 800
SweepTime	94.810 μs	AUTO
Reference Level	-20.000 dBm	-20.000 dBm
Attenuation	0.000 dB	AUTO
Detector	MaxPeak	MaxPeak
SweepCount	200	200
Filter	3 dB	3 dB
Trace Mode	Max Hold	Max Hold
SweepType	FFT	AUTO
Preamp	off	off
Stablemode	Trace	Trace
Stablevalue	0.30 dB	0.30 dB
Run	150 / max. 150	max. 150
Stable	1 / 5	5
Max Stable Difference	0.09 dB	0.30 dB

Occupied Channel Bandwidth 99% (5510 MHz; 10.000 dBm; 40 MHz)

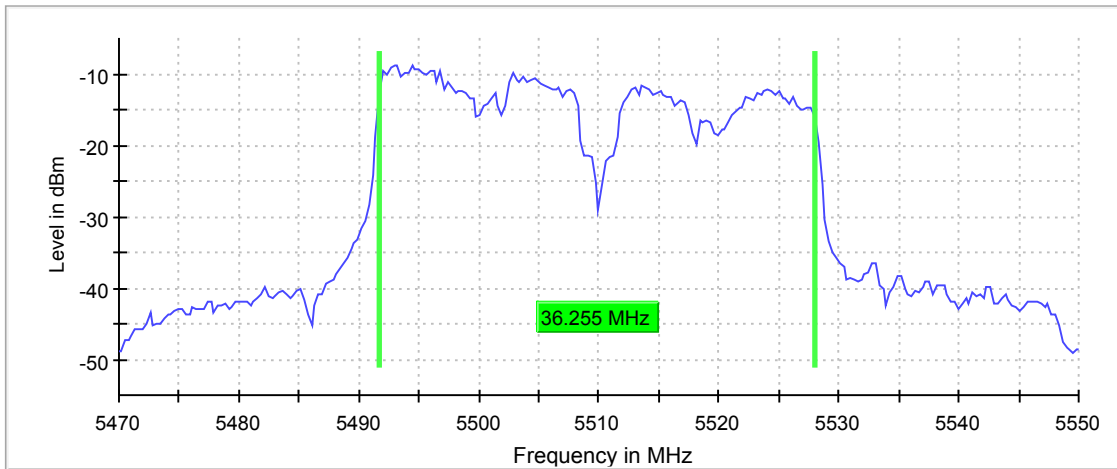
Test according to FCC title 47 part 15 §15.407(a),(e), KDB 789033 D02 General U-NII Test Procedures New Rules v02r01 and ANSI C63.10

99 % Bandwidth

DUT Frequency (MHz)	Bandwidth (MHz)	Limit Min (MHz)	Limit Max (MHz)	Band Edge Left (MHz)	Band Edge Right (MHz)
5510.000000	36.254682	---	---	5491.722846	5527.977528

(continuation of the "99 % Bandwidth" table from column 6 ...)

DUT Frequency (MHz)	Result
5510.000000	PASS



Bandwidth



Date: 19 JUL 2018 09:24:50

Measurement

Setting	Instrument Value	Target Value
Start Frequency	5.47000 GHz	5.47000 GHz
Stop Frequency	5.55000 GHz	5.55000 GHz
Span	80.000 MHz	80.000 MHz
RBW	300.000 kHz	<= 400.000 kHz
VBW	1.000 MHz	>= 900.000 kHz
SweepPoints	267	~ 267
SweepTime	31.603 μs	AUTO
Reference Level	-20.000 dBm	-20.000 dBm
Attenuation	0.000 dB	AUTO
Detector	MaxPeak	MaxPeak
SweepCount	200	200
Filter	3 dB	3 dB
Trace Mode	Max Hold	Max Hold
SweepType	FFT	AUTO
Preamp	off	off
Stablemode	Trace	Trace
Stablevalue	0.30 dB	0.30 dB
Run	143 / max. 150	max. 150
Stable	5 / 5	5
Max Stable Difference	0.00 dB	0.30 dB

Band Edge low (5510 MHz; 10.000 dBm; 40 MHz)

Test according to FCC title 47 part 15 §15.407(b), KDB 789033 D02 General U-NII Test Procedures New Rules v02r01 and ANSI C63.10

Result

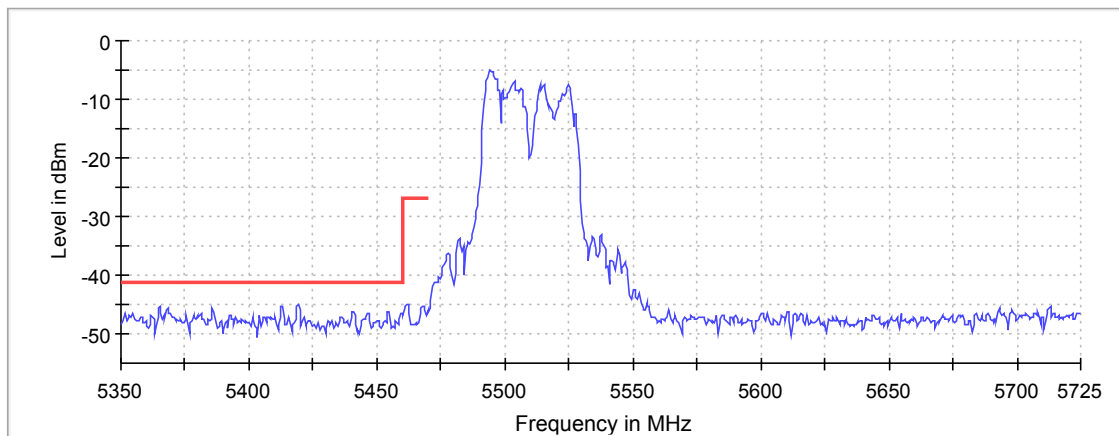
DUT Frequency (MHz)	Result
5510.000000	PASS

Inband Peak

Frequency (MHz)	Level (dBm)
5494.250000	-5.0

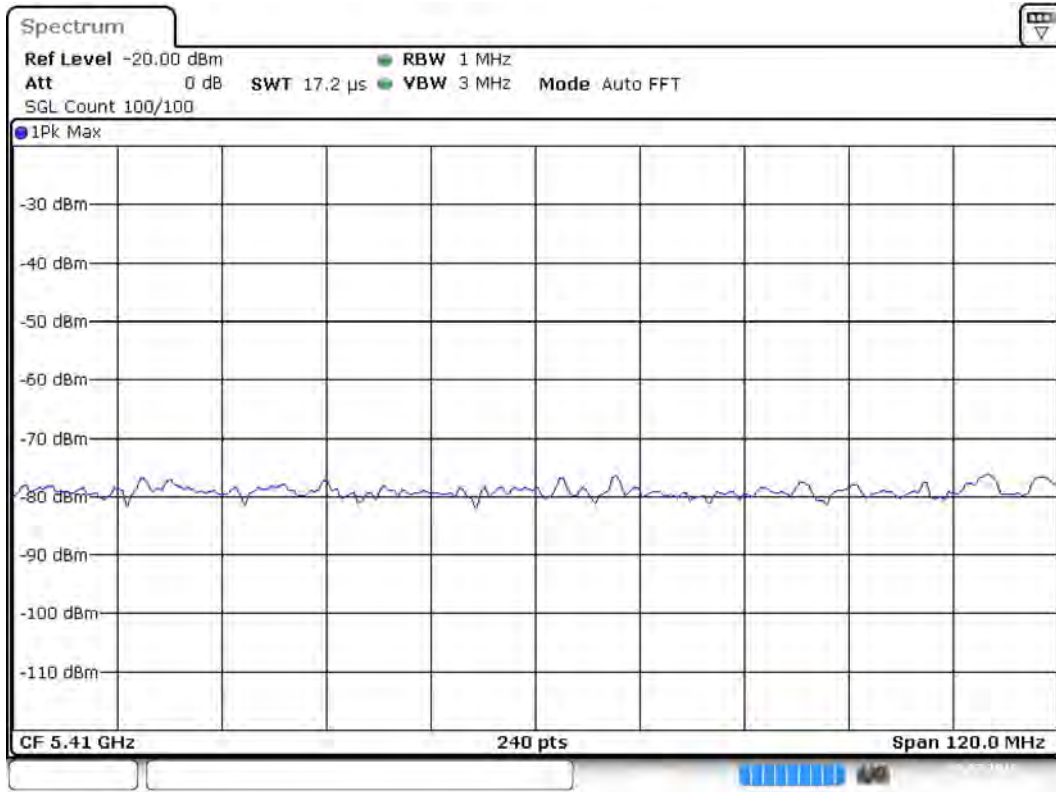
Measurements

Frequency (MHz)	Level (dBm)	Margin (dB)	Limit (dBm)	Result
5419.250000	-45.1	3.9	-41.2	PASS
5365.250000	-45.4	4.1	-41.2	PASS
5418.750000	-45.4	4.2	-41.2	PASS
5413.250000	-45.5	4.2	-41.2	PASS
5412.750000	-45.5	4.2	-41.2	PASS
5364.750000	-45.5	4.3	-41.2	PASS
5385.750000	-45.7	4.5	-41.2	PASS
5368.250000	-45.7	4.5	-41.2	PASS
5367.750000	-45.8	4.6	-41.2	PASS
5419.750000	-45.9	4.7	-41.2	PASS
5386.250000	-46.1	4.9	-41.2	PASS
5454.250000	-46.3	5.1	-41.2	PASS
5440.250000	-46.3	5.1	-41.2	PASS
5440.750000	-46.3	5.1	-41.2	PASS
5454.750000	-46.4	5.1	-41.2	PASS



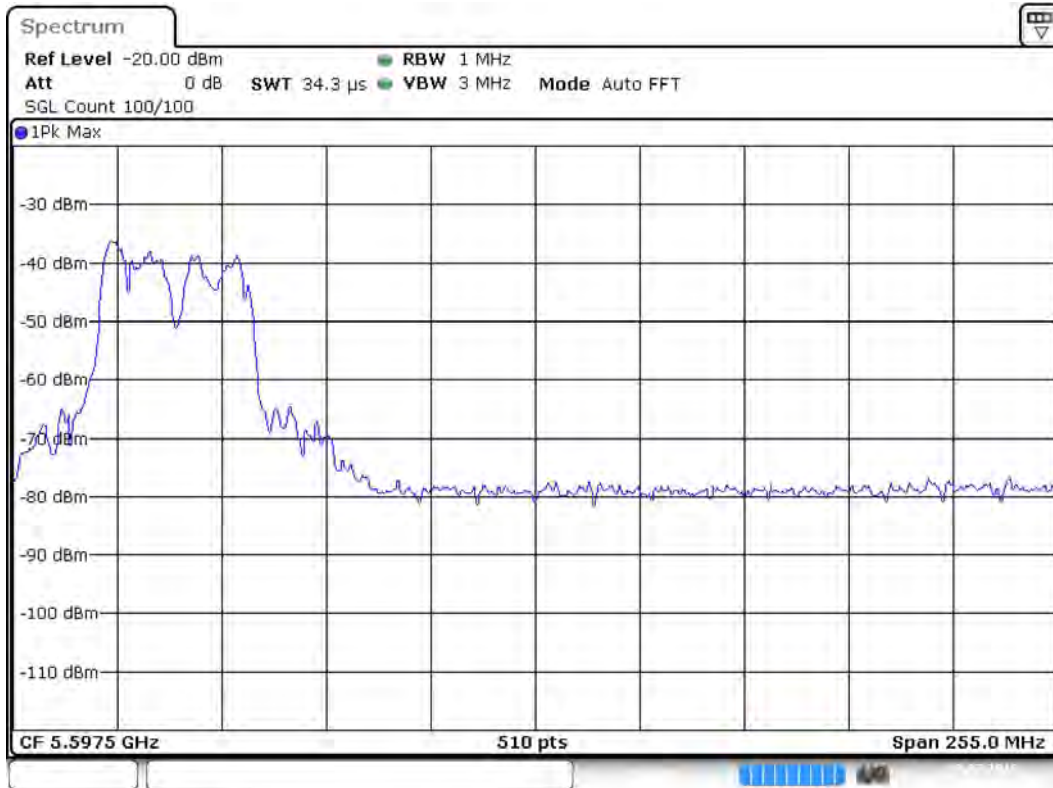
— Limit — Sum Level × Fail

Band Edge Connector 1_0



Date: 19 JUL 2018 09:25:02

Band Edge Connector 1_1



Date: 19 JUL 2018 09:26:48

Measurement 1

Setting	Instrument Value	Target Value
Start Frequency	5.47000 GHz	5.47000 GHz
Stop Frequency	5.72500 GHz	5.72500 GHz
Span	255.000 MHz	255.000 MHz
RBW	1.000 MHz	<= 1.000 MHz
VBW	3.000 MHz	>= 3.000 MHz
SweepPoints	510	~ 510
SweepTime	34.313 μs	AUTO
Reference Level	-20.000 dBm	-20.000 dBm
Attenuation	0.000 dB	AUTO
Detector	MaxPeak	MaxPeak
SweepCount	100	100
Filter	3 dB	3 dB
Trace Mode	Max Hold	Max Hold
SweepType	FFT	AUTO
Preamp	off	off
Stablemode	Trace	Trace
Stablevalue	0.50 dB	0.50 dB
Run	33 / max. 150	max. 150
Stable	3 / 3	3
Max Stable Difference	0.00 dB	0.50 dB

Measurement 2

Setting	Instrument Value	Target Value
Start Frequency	5.35000 GHz	5.35000 GHz
Stop Frequency	5.47000 GHz	5.47000 GHz
Span	120.000 MHz	120.000 MHz

Setting	Instrument Value	Target Value
RBW	1.000 MHz	<= 1.000 MHz
VBW	3.000 MHz	>= 3.000 MHz
SweepPoints	240	~ 240
Sweeptime	17.156 μ s	AUTO
Reference Level	-20.000 dBm	-20.000 dBm
Attenuation	0.000 dB	AUTO
Detector	MaxPeak	MaxPeak
SweepCount	100	100
Filter	3 dB	3 dB
Trace Mode	Max Hold	Max Hold
SweepType	FFT	AUTO
Preamp	off	off
Stablemode	Trace	Trace
Stablevalue	0.50 dB	0.50 dB
Run	4 / max. 150	max. 150
Stable	3 / 3	3
Max Stable Difference	0.00 dB	0.50 dB

Emission Bandwidth 26 dB (5630 MHz; 10.000 dBm; 40 MHz)

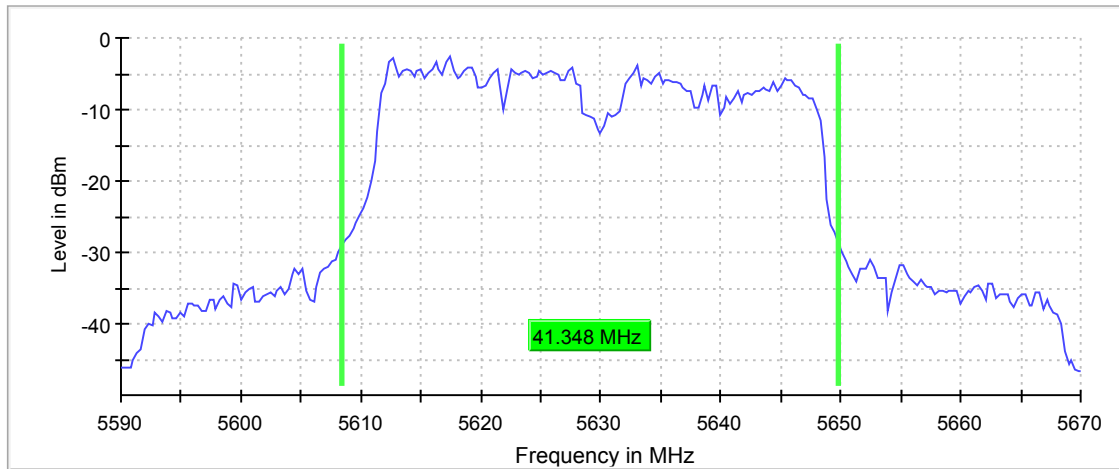
Test according to FCC title 47 part 15 §15.407(a),(e), KDB 789033 D02 General U-NII Test Procedures New Rules v02r01 and ANSI C63.10

26 dB Bandwidth

DUT Frequency (MHz)	Bandwidth (MHz)	Limit Min (MHz)	Limit Max (MHz)	Band Edge Left (MHz)	Band Edge Right (MHz)
5630.000000	41.348315	---	---	5608.426966	5649.775281

(continuation of the "26 dB Bandwidth" table from column 6 ...)

DUT Frequency (MHz)	Max Level (dBm)	Result
5630.000000	-2.7	PASS



Bandwidth



Date: 19.JUL.2018 11:08:57

Measurement

Setting	Instrument Value	Target Value
Start Frequency	5.59000 GHz	5.59000 GHz
Stop Frequency	5.67000 GHz	5.67000 GHz
Span	80.000 MHz	80.000 MHz
RBW	300.000 kHz	~ 400.000 kHz
VBW	1.000 MHz	>= 900.000 kHz
SweepPoints	267	~ 267
SweepTime	31.603 μs	AUTO
Reference Level	-20.000 dBm	-20.000 dBm
Attenuation	0.000 dB	AUTO
Detector	MaxPeak	MaxPeak
SweepCount	200	200
Filter	3 dB	3 dB
Trace Mode	Max Hold	Max Hold
Sweeptype	FFT	AUTO
Preamp	off	off
Stablemode	Trace	Trace
Stablevalue	0.30 dB	0.30 dB
Run	64 / max. 150	max. 150
Stable	5 / 5	5
Max Stable Difference	0.00 dB	0.30 dB

Power Spectral Density (5630 MHz; 10.000 dBm; 40 MHz)

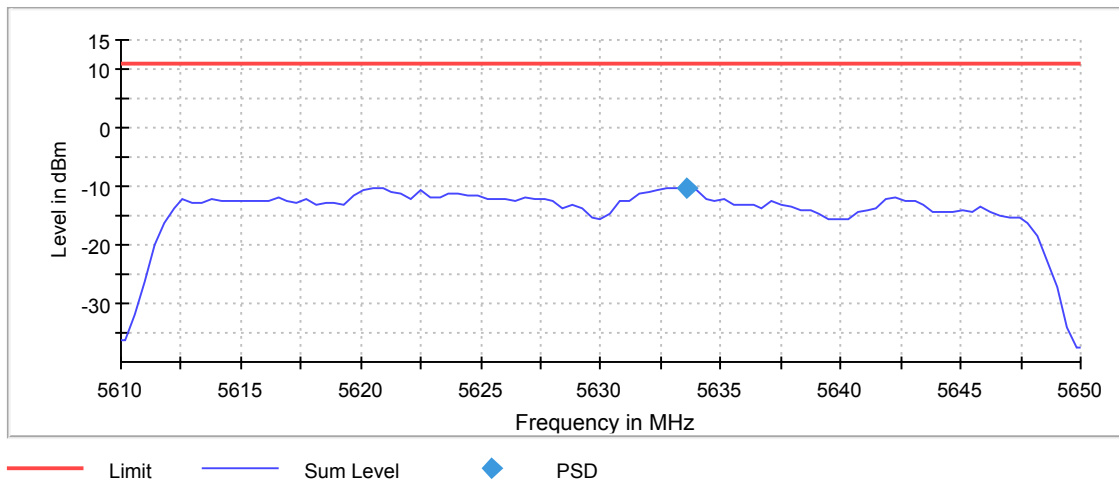
Test according to FCC title 47 part 15 §15.407(a), KDB 789033 D02 General U-NII Test Procedures New Rules v02r01 and ANSI C63.10

Result

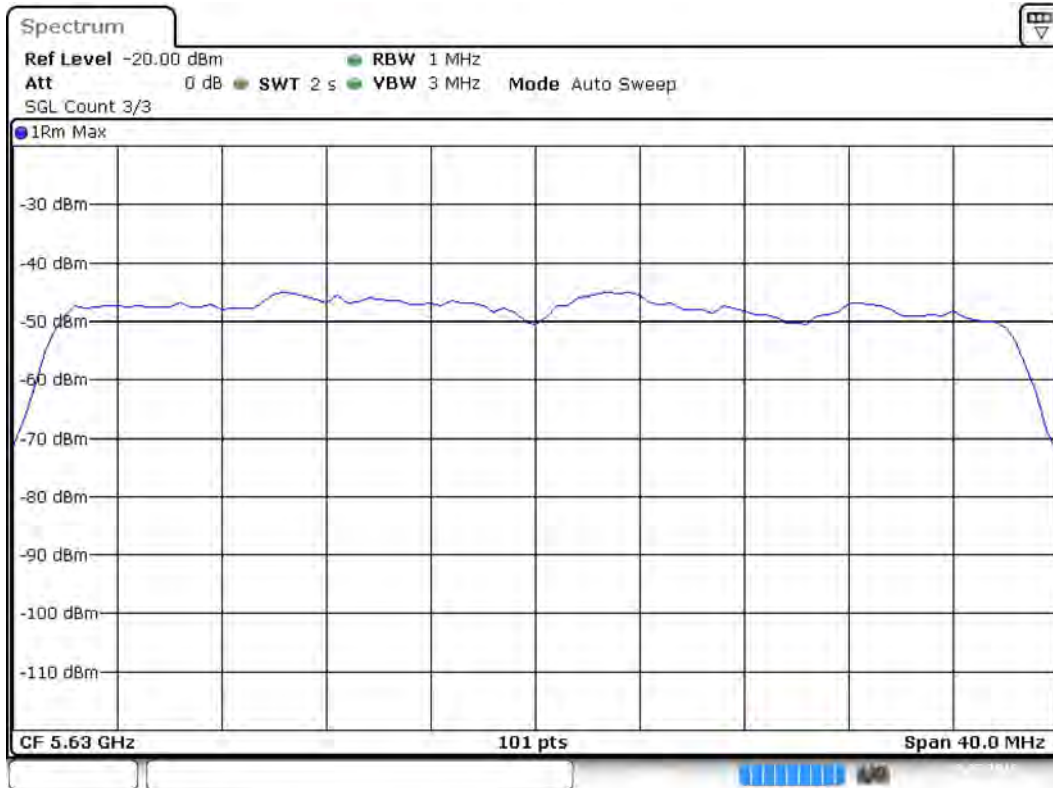
DUT Frequency (MHz)	Frequency (MHz)	PSD (dBm)	Limit Max (dBm)	Result
5630.000000	5633.564356	-10.227	11.0	PASS

Ports

Port	Duty Cycle (%)
1	43.159



PSD Connector 1



Date: 19 JUL 2018 11:10:42

Measurement

Setting	Instrument Value	Target Value
Start Frequency	5.61000 GHz	5.61000 GHz
Stop Frequency	5.65000 GHz	5.65000 GHz
Span	40.000 MHz	40.000 MHz
RBW	1.000 MHz	<= 1.000 MHz
VBW	3.000 MHz	>= 3.000 MHz
SweepPoints	101	~ 80
SweepTime	2.020 s	2.020 s
Reference Level	-20.000 dBm	-20.000 dBm
Attenuation	0.000 dB	AUTO
Detector	RMS	RMS
SweepCount	3	3
Filter	3 dB	3 dB
Trace Mode	Max Hold	Max Hold
SweepType	Sweep	AUTO
Preamp	off	off
Stablemode	Trace	Trace
Stablevalue	0.30 dB	0.30 dB
Run	15 / max. 15	max. 15
Stable	0 / 3	3
Max Stable Difference	2.61 dB	0.30 dB

Minimum Emission Bandwidth 6 dB (5630 MHz; 10.000 dBm; 40 MHz)

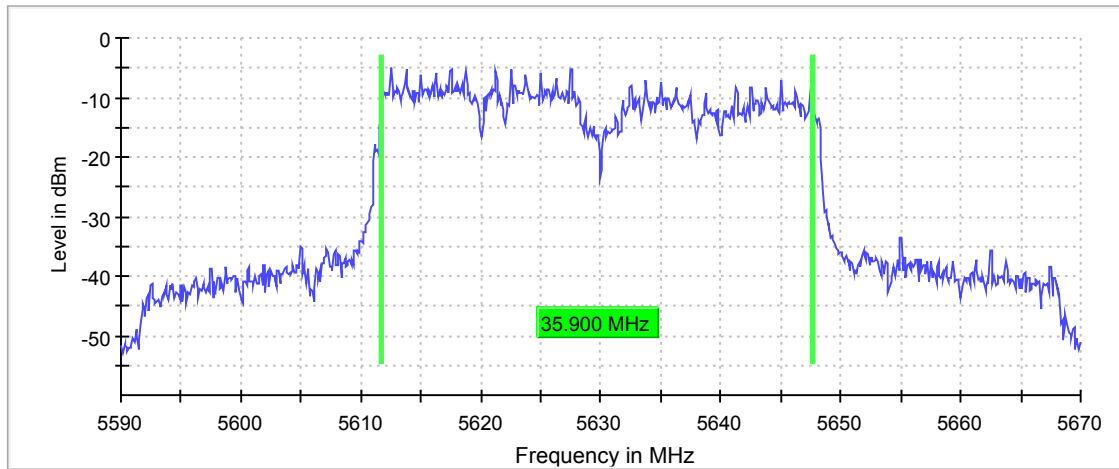
Test according to FCC title 47 part 15 §15.407(a),(e), KDB 789033 D02 General U-NII Test Procedures New Rules v02r01 and ANSI C63.10

6 dB Bandwidth

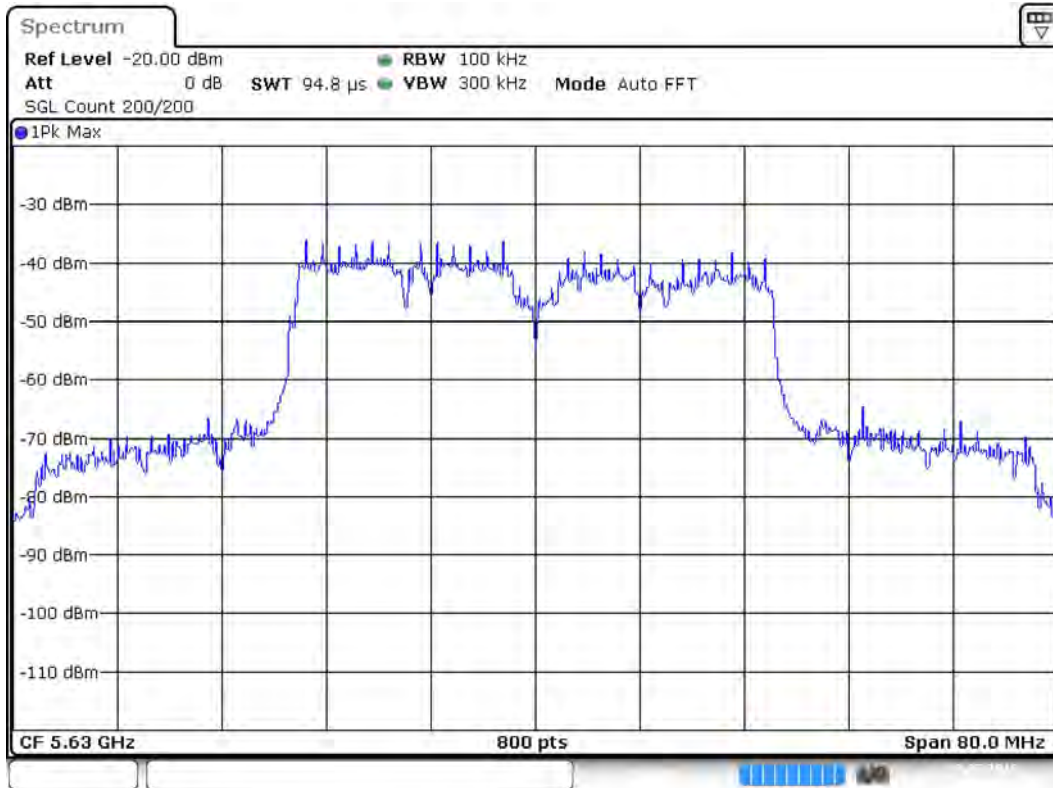
DUT Frequency (MHz)	Bandwidth (MHz)	Limit Min (MHz)	Limit Max (MHz)	Band Edge Left (MHz)	Band Edge Right (MHz)
5630.000000	35.900000	---	---	5611.750000	5647.650000

(continuation of the "6 dB Bandwidth" table from column 6 ...)

DUT Frequency (MHz)	Max Level (dBm)	Result
5630.000000	-4.8	PASS



Bandwidth



Date: 19.JUL.2018 11:15.01

Measurement

Setting	Instrument Value	Target Value
Start Frequency	5.59000 GHz	5.59000 GHz
Stop Frequency	5.67000 GHz	5.67000 GHz
Span	80.000 MHz	80.000 MHz
RBW	100.000 kHz	~ 100.000 kHz
VBW	300.000 kHz	~ 300.000 kHz
SweepPoints	800	~ 800
SweepTime	94.810 μs	AUTO
Reference Level	-20.000 dBm	-20.000 dBm
Attenuation	0.000 dB	AUTO
Detector	MaxPeak	MaxPeak
SweepCount	200	200
Filter	3 dB	3 dB
Trace Mode	Max Hold	Max Hold
SweepType	FFT	AUTO
Preamp	off	off
Stablemode	Trace	Trace
Stablevalue	0.30 dB	0.30 dB
Run	124 / max. 150	max. 150
Stable	5 / 5	5
Max Stable Difference	0.00 dB	0.30 dB

Occupied Channel Bandwidth 99% (5630 MHz; 10.000 dBm; 40 MHz)

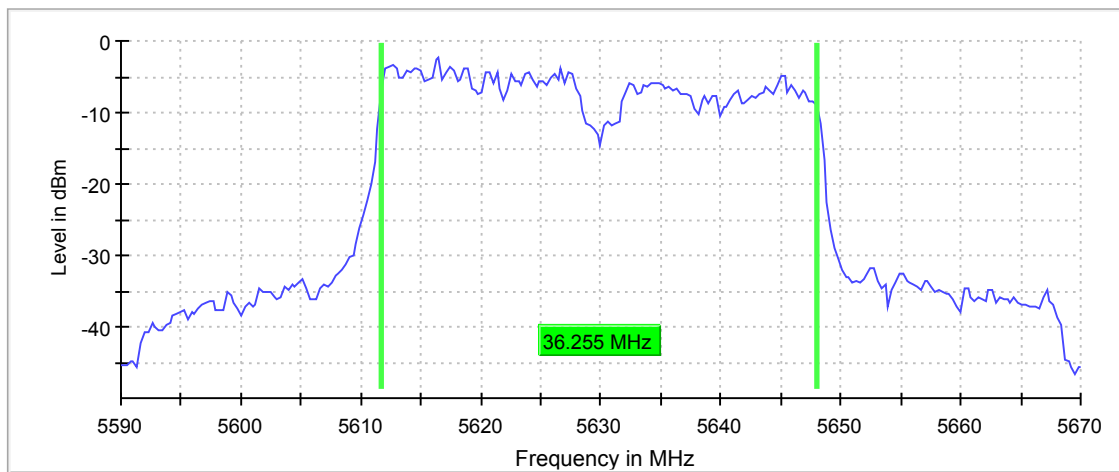
Test according to FCC title 47 part 15 §15.407(a),(e), KDB 789033 D02 General U-NII Test Procedures New Rules v02r01 and ANSI C63.10

99 % Bandwidth

DUT Frequency (MHz)	Bandwidth (MHz)	Limit Min (MHz)	Limit Max (MHz)	Band Edge Left (MHz)	Band Edge Right (MHz)
5630.000000	36.254682	---	---	5611.722846	5647.977528

(continuation of the "99 % Bandwidth" table from column 6 ...)

DUT Frequency (MHz)	Result
5630.000000	PASS



Bandwidth



Date: 19.JUL.2018 11:17:27

Measurement

Setting	Instrument Value	Target Value
Start Frequency	5.59000 GHz	5.59000 GHz
Stop Frequency	5.67000 GHz	5.67000 GHz
Span	80.000 MHz	80.000 MHz
RBW	300.000 kHz	<= 400.000 kHz
VBW	1.000 MHz	>= 900.000 kHz
SweepPoints	267	~ 267
SweepTime	31.603 μs	AUTO
Reference Level	-20.000 dBm	-20.000 dBm
Attenuation	0.000 dB	AUTO
Detector	MaxPeak	MaxPeak
SweepCount	200	200
Filter	3 dB	3 dB
Trace Mode	Max Hold	Max Hold
Sweeptype	FFT	AUTO
Preamp	off	off
Stablemode	Trace	Trace
Stablevalue	0.30 dB	0.30 dB
Run	76 / max. 150	max. 150
Stable	5 / 5	5
Max Stable Difference	0.00 dB	0.30 dB

Power Spectral Density (5710 MHz; 10.000 dBm; 40 MHz)

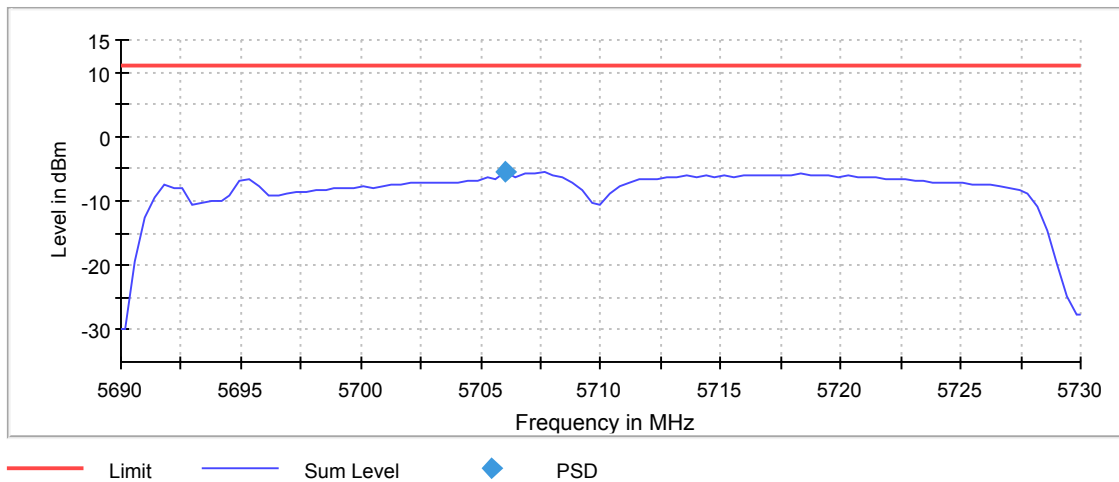
Test according to FCC title 47 part 15 §15.407(a), KDB 789033 D02 General U-NII Test Procedures New Rules v02r01 and ANSI C63.10

Result

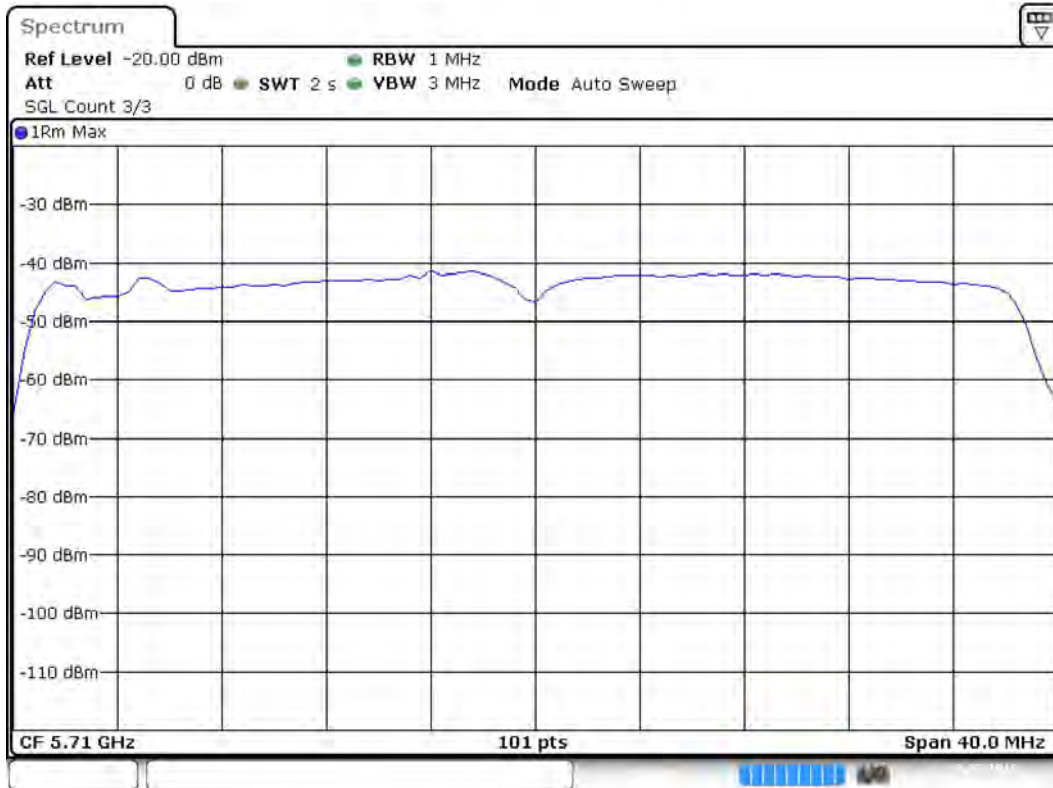
DUT Frequency (MHz)	Frequency (MHz)	PSD (dBm)	Limit Max (dBm)	Result
5710.000000	5706.039604	-5.370	11.0	PASS

Ports

Port	Duty Cycle (%)
1	35.769



PSD Connector 1



Date: 19 JUL 2018 11:22:00

Measurement

Setting	Instrument Value	Target Value
Start Frequency	5.69000 GHz	5.69000 GHz
Stop Frequency	5.73000 GHz	5.73000 GHz
Span	40.000 MHz	40.000 MHz
RBW	1.000 MHz	<= 1.000 MHz
VBW	3.000 MHz	>= 3.000 MHz
SweepPoints	101	~ 80
SweepTime	2.020 s	2.020 s
Reference Level	-20.000 dBm	-20.000 dBm
Attenuation	0.000 dB	AUTO
Detector	RMS	RMS
SweepCount	3	3
Filter	3 dB	3 dB
Trace Mode	Max Hold	Max Hold
SweepType	Sweep	AUTO
Preamp	off	off
Stablemode	Trace	Trace
Stablevalue	0.30 dB	0.30 dB
Run	10 / max. 15	max. 15
Stable	3 / 3	3
Max Stable Difference	0.02 dB	0.30 dB

Minimum Emission Bandwidth 6 dB (5710 MHz; 10.000 dBm; 40 MHz)

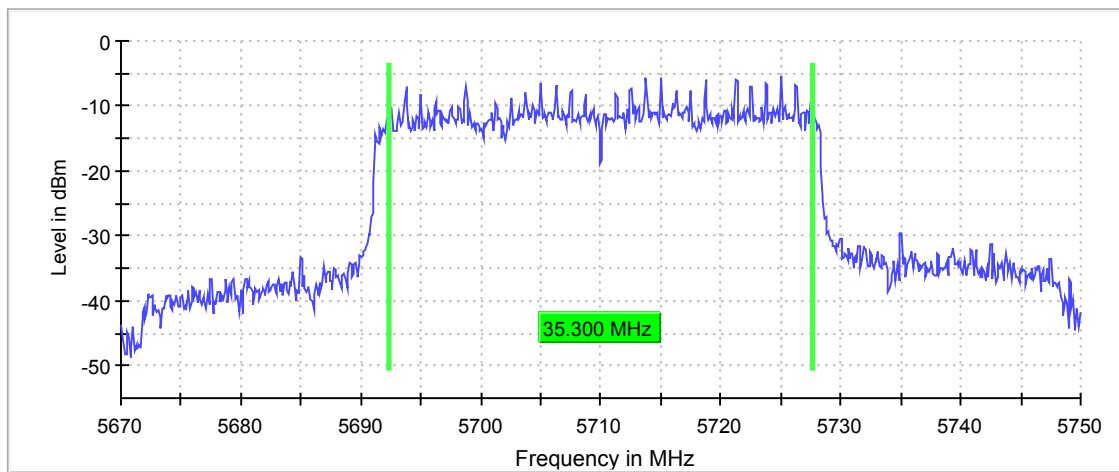
Test according to FCC title 47 part 15 §15.407(a),(e), KDB 789033 D02 General U-NII Test Procedures New Rules v02r01 and ANSI C63.10

6 dB Bandwidth

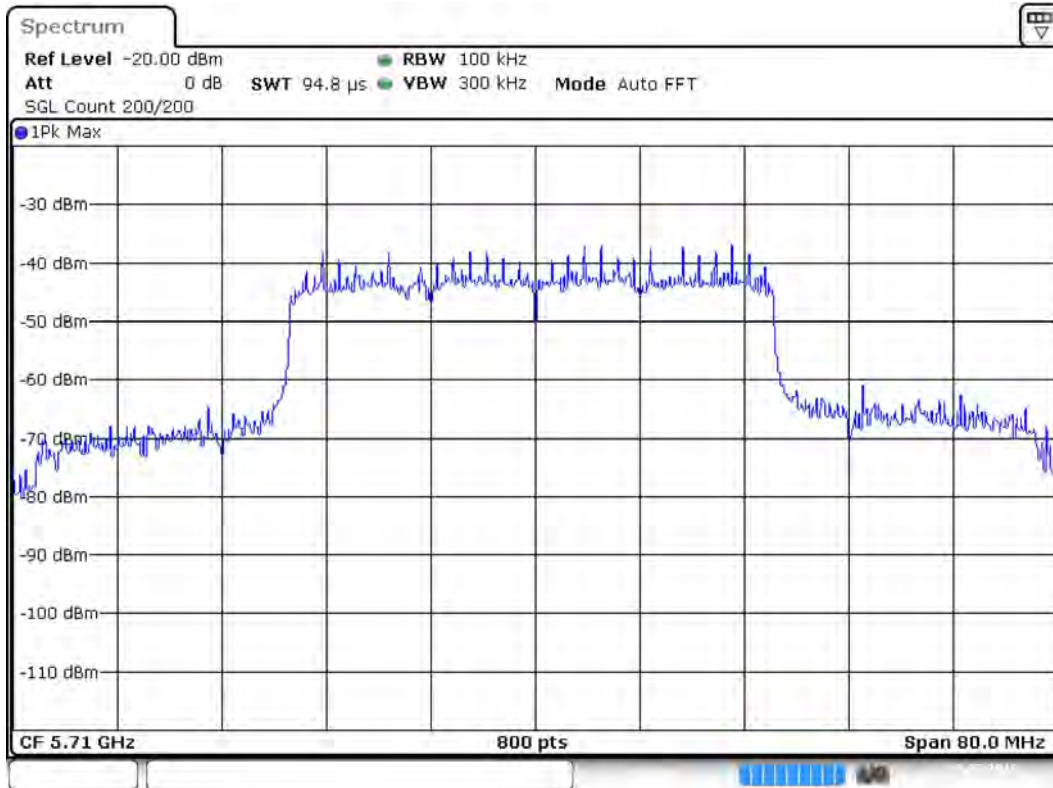
DUT Frequency (MHz)	Bandwidth (MHz)	Limit Min (MHz)	Limit Max (MHz)	Band Edge Left (MHz)	Band Edge Right (MHz)
5710.000000	35.300000	---	---	5692.350000	5727.650000

(continuation of the "6 dB Bandwidth" table from column 6 ...)

DUT Frequency (MHz)	Max Level (dBm)	Result
5710.000000	-5.4	PASS



Bandwidth



Date: 19.JUL.2018 11:27:11

Measurement

Setting	Instrument Value	Target Value
Start Frequency	5.67000 GHz	5.67000 GHz
Stop Frequency	5.75000 GHz	5.75000 GHz
Span	80.000 MHz	80.000 MHz
RBW	100.000 kHz	~ 100.000 kHz
VBW	300.000 kHz	~ 300.000 kHz
SweepPoints	800	~ 800
SweepTime	94.810 μs	AUTO
Reference Level	-20.000 dBm	-20.000 dBm
Attenuation	0.000 dB	AUTO
Detector	MaxPeak	MaxPeak
SweepCount	200	200
Filter	3 dB	3 dB
Trace Mode	Max Hold	Max Hold
SweepType	FFT	AUTO
Preamp	off	off
Stablemode	Trace	Trace
Stablevalue	0.30 dB	0.30 dB
Run	150 / max. 150	max. 150
Stable	3 / 5	5
Max Stable Difference	0.00 dB	0.30 dB

Occupied Channel Bandwidth 99% (5710 MHz; 10.000 dBm; 40 MHz)

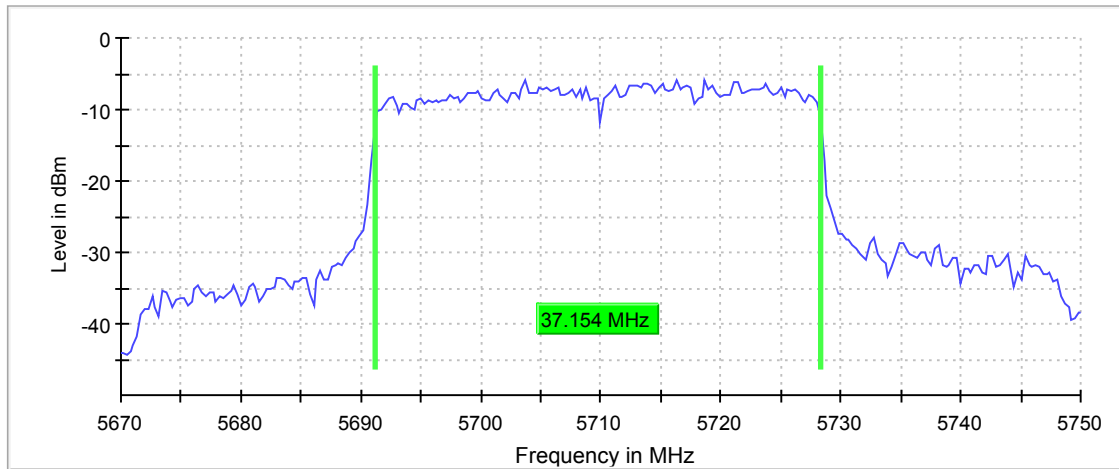
Test according to FCC title 47 part 15 §15.407(a),(e), KDB 789033 D02 General U-NII Test Procedures New Rules v02r01 and ANSI C63.10

99 % Bandwidth

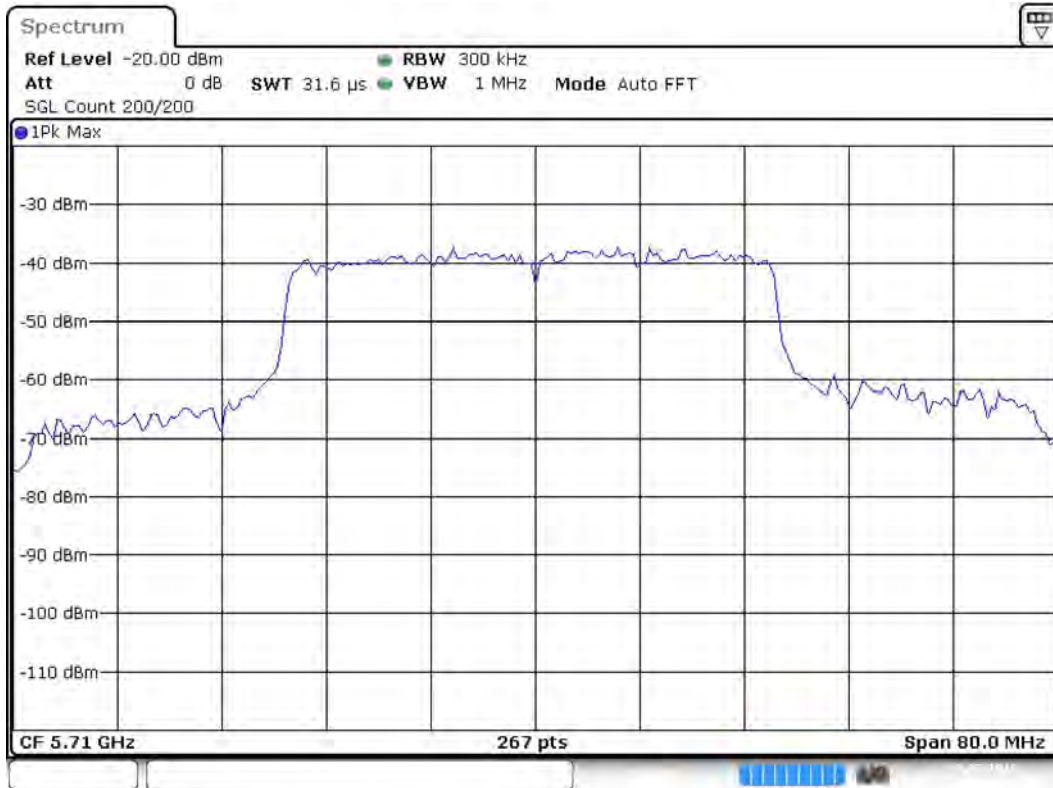
DUT Frequency (MHz)	Bandwidth (MHz)	Limit Min (MHz)	Limit Max (MHz)	Band Edge Left (MHz)	Band Edge Right (MHz)
5710.000000	37.153558	---	---	5691.123596	5728.277154

(continuation of the "99 % Bandwidth" table from column 6 ...)

DUT Frequency (MHz)	Result
5710.000000	PASS



Bandwidth



Date: 19 JUL 2018 11:28:24

Measurement

Setting	Instrument Value	Target Value
Start Frequency	5.67000 GHz	5.67000 GHz
Stop Frequency	5.75000 GHz	5.75000 GHz
Span	80.000 MHz	80.000 MHz
RBW	300.000 kHz	<= 400.000 kHz
VBW	1.000 MHz	>= 900.000 kHz
SweepPoints	267	~ 267
SweepTime	31.603 μs	AUTO
Reference Level	-20.000 dBm	-20.000 dBm
Attenuation	0.000 dB	AUTO
Detector	MaxPeak	MaxPeak
SweepCount	200	200
Filter	3 dB	3 dB
Trace Mode	Max Hold	Max Hold
Sweeptype	FFT	AUTO
Preamp	off	off
Stablemode	Trace	Trace
Stablevalue	0.30 dB	0.30 dB
Run	37 / max. 150	max. 150
Stable	5 / 5	5
Max Stable Difference	0.00 dB	0.30 dB

Band Edge high (5710 MHz; 10.000 dBm; 40 MHz)

Test according to FCC title 47 part 15 §15.407(b), KDB 789033 D02 General U-NII Test Procedures New Rules v02r01 and ANSI C63.10

Result

DUT Frequency (MHz)	Result
5710.000000	PASS*

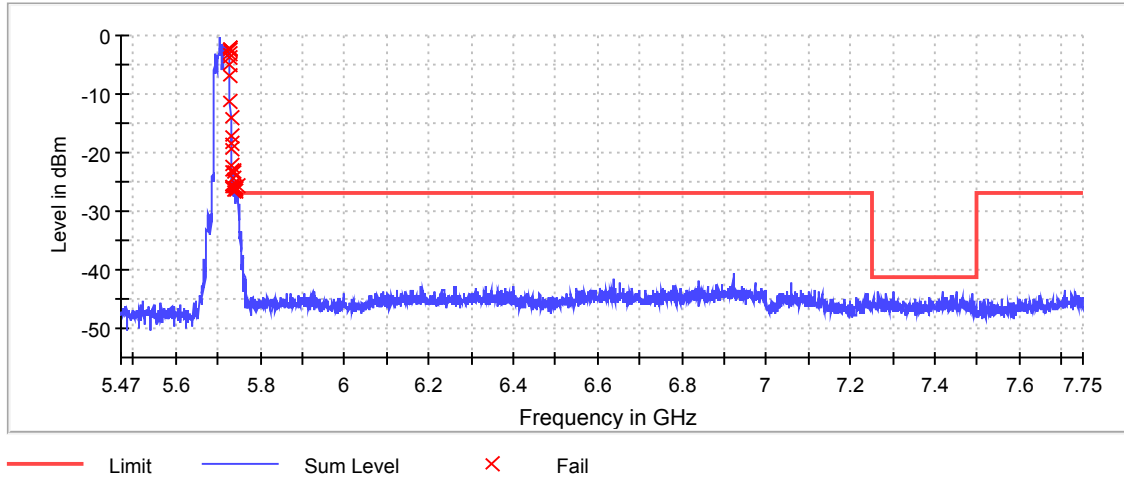
Channel 142 is a straddle channel, band edges are 5470 and 5830 MHz

Inband Peak

Frequency (MHz)	Level (dBm)
5703.250000	-0.3

Measurements

Frequency (MHz)	Level (dBm)	Margin (dB)	Limit (dBm)	Result
5725.250000	-2.1	-24.9	-27.0	FAIL
5725.750000	-2.1	-24.9	-27.0	FAIL
5726.250000	-2.2	-24.8	-27.0	FAIL
5726.750000	-2.6	-24.4	-27.0	FAIL
5727.750000	-3.2	-23.8	-27.0	FAIL
5727.250000	-3.7	-23.3	-27.0	FAIL
5728.250000	-5.0	-22.0	-27.0	FAIL
5728.750000	-7.0	-20.0	-27.0	FAIL
5729.250000	-11.2	-15.8	-27.0	FAIL
5729.750000	-14.1	-12.9	-27.0	FAIL
5730.750000	-17.3	-9.7	-27.0	FAIL
5730.250000	-18.5	-8.5	-27.0	FAIL
5731.250000	-19.3	-7.7	-27.0	FAIL
5731.750000	-22.3	-4.7	-27.0	FAIL
5734.250000	-23.1	-3.9	-27.0	FAIL
5732.250000	-23.2	-3.8	-27.0	FAIL
5735.250000	-23.5	-3.5	-27.0	FAIL
5734.750000	-24.3	-2.7	-27.0	FAIL
5732.750000	-25.5	-1.5	-27.0	FAIL
5747.250000	-25.5	-1.5	-27.0	FAIL
5733.750000	-25.6	-1.4	-27.0	FAIL
5738.250000	-25.8	-1.2	-27.0	FAIL
5738.750000	-25.8	-1.2	-27.0	FAIL
5733.250000	-25.9	-1.1	-27.0	FAIL
5737.250000	-25.9	-1.1	-27.0	FAIL
5742.750000	-26.4	-0.6	-27.0	FAIL
5740.250000	-26.6	-0.4	-27.0	FAIL
5736.750000	-26.6	-0.4	-27.0	FAIL

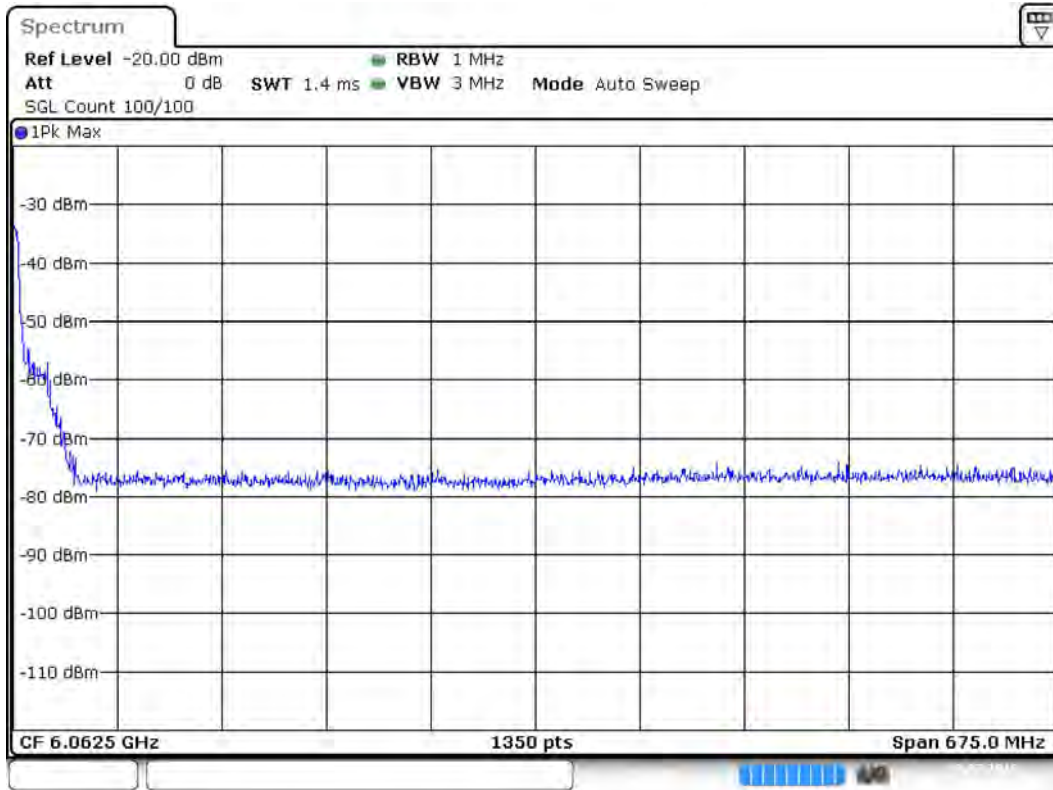


Band Edge Connector 1_0



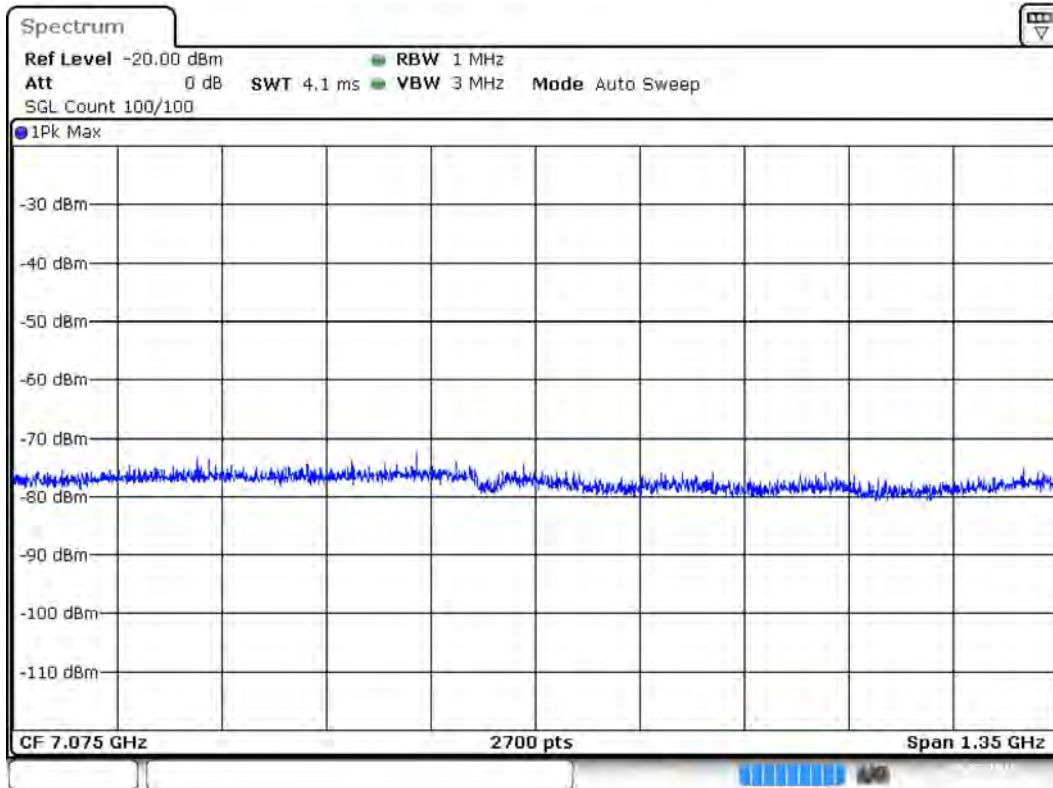
Date: 19.JUL.2018 11:29:34

Band Edge Connector 1_1



Date: 19 JUL 2018 11:29:53

Band Edge Connector 1_2



Date: 19 JUL 2018 11:30:10

Measurement 1

Setting	Instrument Value	Target Value
Start Frequency	5.47000 GHz	5.47000 GHz
Stop Frequency	5.72500 GHz	5.72500 GHz
Span	255.000 MHz	255.000 MHz
RBW	1.000 MHz	<= 1.000 MHz
VBW	3.000 MHz	>= 3.000 MHz
SweepPoints	510	~ 510
SweepTime	34.313 µs	AUTO
Reference Level	-20.000 dBm	-20.000 dBm
Attenuation	0.000 dB	AUTO
Detector	MaxPeak	MaxPeak
SweepCount	100	100
Filter	3 dB	3 dB
Trace Mode	Max Hold	Max Hold
SweepType	FFT	AUTO
Preamp	off	off
Stablemode	Trace	Trace
Stablevalue	0.50 dB	0.50 dB
Run	21 / max. 150	max. 150
Stable	3 / 3	3
Max Stable Difference	0.48 dB	0.50 dB

Measurement 2

Setting	Instrument Value	Target Value
Start Frequency	5.72500 GHz	5.72500 GHz
Stop Frequency	6.40000 GHz	6.40000 GHz
Span	675.000 MHz	675.000 MHz

Setting	Instrument Value	Target Value
RBW	1.000 MHz	<= 1.000 MHz
VBW	3.000 MHz	>= 3.000 MHz
SweepPoints	1350	~ 1350
SweepTime	1.350 ms	AUTO
Reference Level	-20.000 dBm	-20.000 dBm
Attenuation	0.000 dB	AUTO
Detector	MaxPeak	MaxPeak
SweepCount	100	100
Filter	3 dB	3 dB
Trace Mode	Max Hold	Max Hold
SweepType	Sweep	AUTO
Preamp	off	off
Stablemode	Trace	Trace
Stablevalue	0.50 dB	0.50 dB
Run	9 / max. 150	max. 150
Stable	3 / 3	3
Max Stable Difference	0.47 dB	0.50 dB

Emission Bandwidth 26 dB (5755 MHz; 10.000 dBm; 40 MHz)

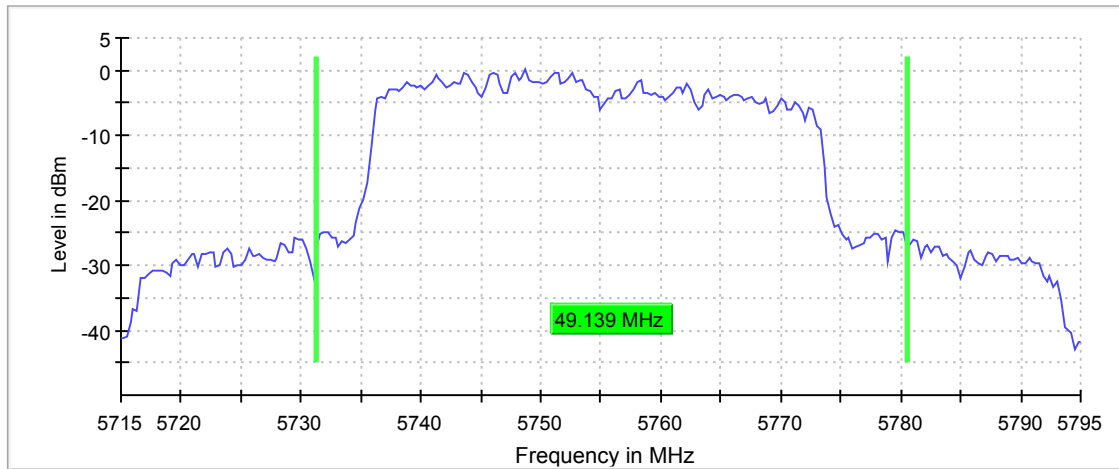
Test according to FCC title 47 part 15 §15.407(a),(e), KDB 789033 D02 General U-NII Test Procedures New Rules v02r01 and ANSI C63.10

26 dB Bandwidth

DUT Frequency (MHz)	Bandwidth (MHz)	Limit Min (MHz)	Limit Max (MHz)	Band Edge Left (MHz)	Band Edge Right (MHz)
5755.000000	49.138577	---	---	5731.329588	5780.468165

(continuation of the "26 dB Bandwidth" table from column 6 ...)

DUT Frequency (MHz)	Max Level (dBm)	Result
5755.000000	0.2	PASS



Bandwidth



Date: 19 JUL 2018 11:36:48

Measurement

Setting	Instrument Value	Target Value
Start Frequency	5.71500 GHz	5.71500 GHz
Stop Frequency	5.79500 GHz	5.79500 GHz
Span	80.000 MHz	80.000 MHz
RBW	300.000 kHz	~ 400.000 kHz
VBW	1.000 MHz	>= 900.000 kHz
SweepPoints	267	~ 267
SweepTime	31.603 μs	AUTO
Reference Level	-20.000 dBm	-20.000 dBm
Attenuation	0.000 dB	AUTO
Detector	MaxPeak	MaxPeak
SweepCount	200	200
Filter	3 dB	3 dB
Trace Mode	Max Hold	Max Hold
Sweeptype	FFT	AUTO
Preamp	off	off
Stablemode	Trace	Trace
Stablevalue	0.30 dB	0.30 dB
Run	77 / max. 150	max. 150
Stable	5 / 5	5
Max Stable Difference	0.00 dB	0.30 dB

Power Spectral Density (5755 MHz; 10.000 dBm; 40 MHz)

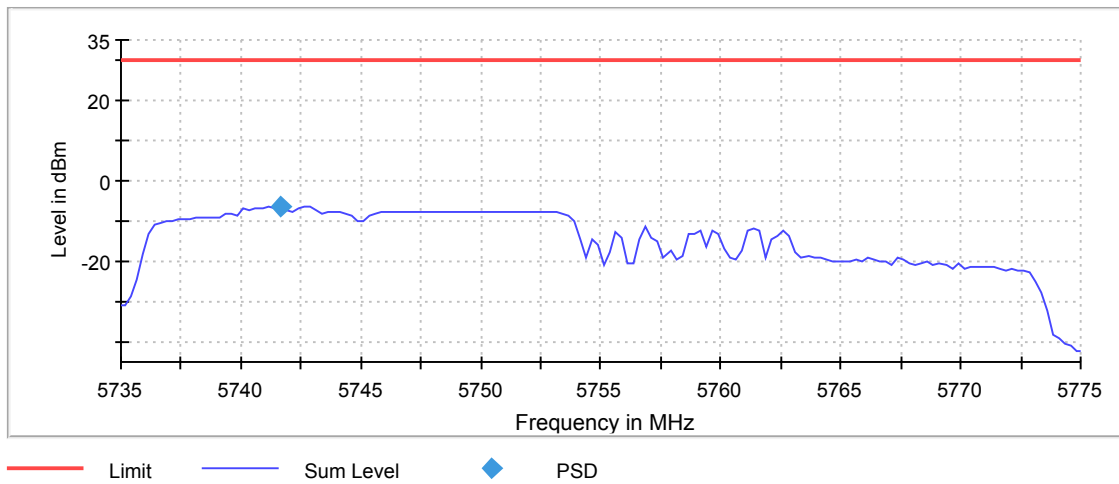
Test according to FCC title 47 part 15 §15.407(a), KDB 789033 D02 General U-NII Test Procedures New Rules v02r01 and ANSI C63.10

Result

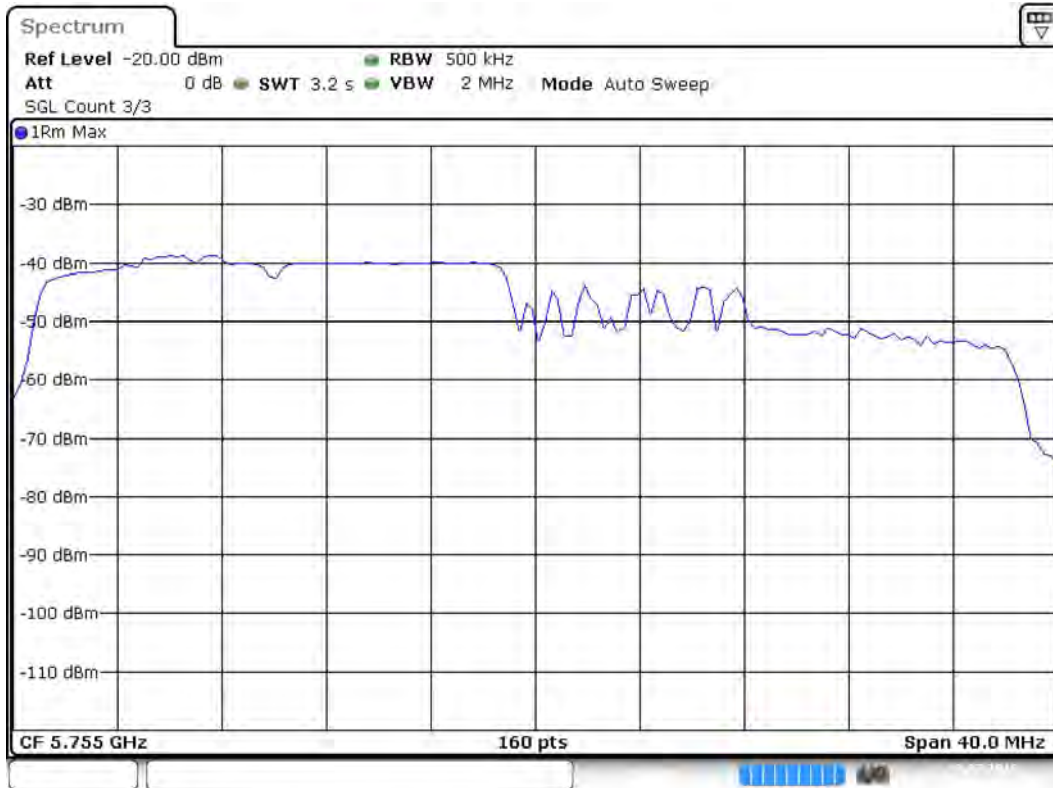
DUT Frequency (MHz)	Frequency (MHz)	PSD (dBm)	Limit Max (dBm)	Result
5755.000000	5741.625000	-6.385	30.0	PASS

Ports

Port	Duty Cycle (%)
1	83.160



PSD Connector 1



Date: 19 JUL 2018 11:37:46

Measurement

Setting	Instrument Value	Target Value
Start Frequency	5.73500 GHz	5.73500 GHz
Stop Frequency	5.77500 GHz	5.77500 GHz
Span	40.000 MHz	40.000 MHz
RBW	500.000 kHz	<= 500.000 kHz
VBW	2.000 MHz	>= 1.500 MHz
SweepPoints	160	~ 160
SweepTime	3.200 s	3.200 s
Reference Level	-20.000 dBm	-20.000 dBm
Attenuation	0.000 dB	AUTO
Detector	RMS	RMS
SweepCount	3	3
Filter	3 dB	3 dB
Trace Mode	Max Hold	Max Hold
SweepType	Sweep	AUTO
Preamp	off	off
Stablemode	Trace	Trace
Stablevalue	0.30 dB	0.30 dB
Run	5 / max. 15	max. 15
Stable	3 / 3	3
Max Stable Difference	0.21 dB	0.30 dB

Minimum Emission Bandwidth 6 dB (5755 MHz; 10.000 dBm; 40 MHz)

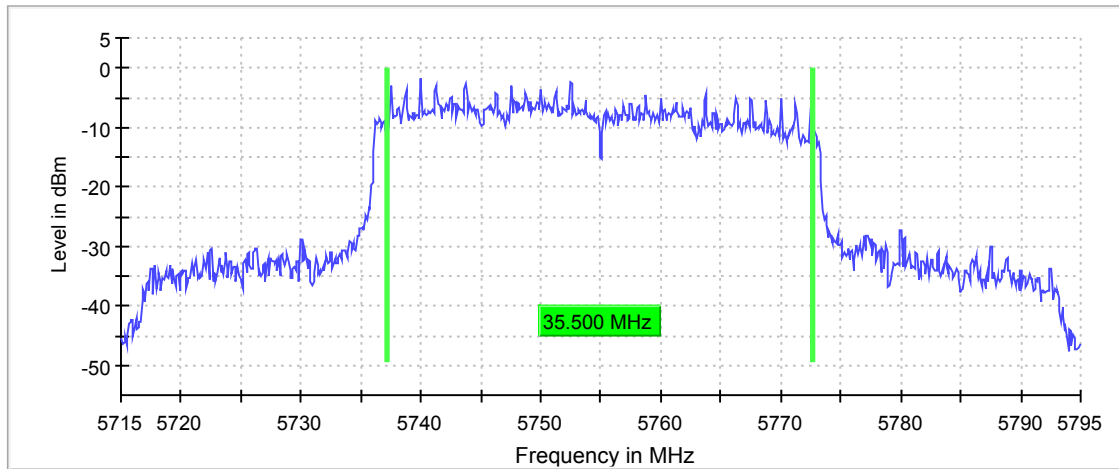
Test according to FCC title 47 part 15 §15.407(a),(e), KDB 789033 D02 General U-NII Test Procedures New Rules v02r01 and ANSI C63.10

6 dB Bandwidth

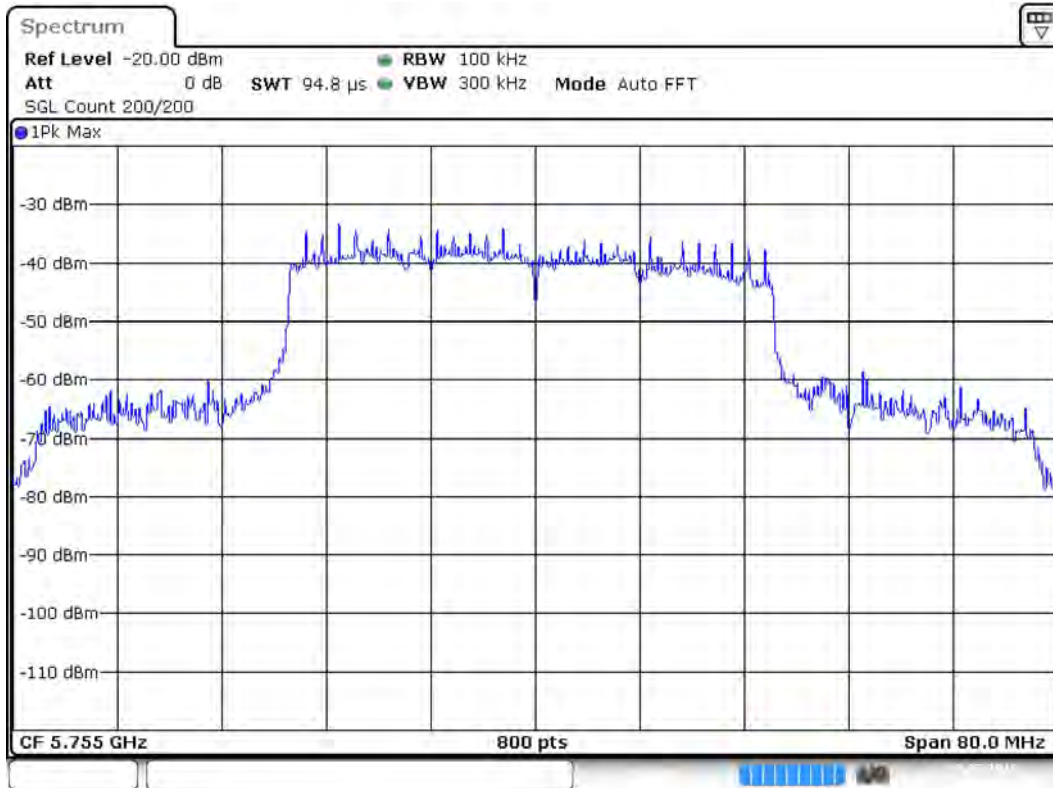
DUT Frequency (MHz)	Bandwidth (MHz)	Limit Min (MHz)	Limit Max (MHz)	Band Edge Left (MHz)	Band Edge Right (MHz)
5755.000000	35.500000	0.500000	---	5737.150000	5772.650000

(continuation of the "6 dB Bandwidth" table from column 6 ...)

DUT Frequency (MHz)	Max Level (dBm)	Result
5755.000000	-1.9	PASS



Bandwidth



Date: 19 JUL 2018 11:39:52

Measurement

Setting	Instrument Value	Target Value
Start Frequency	5.71500 GHz	5.71500 GHz
Stop Frequency	5.79500 GHz	5.79500 GHz
Span	80.000 MHz	80.000 MHz
RBW	100.000 kHz	~ 100.000 kHz
VBW	300.000 kHz	~ 300.000 kHz
SweepPoints	800	~ 800
SweepTime	94.810 μs	AUTO
Reference Level	-20.000 dBm	-20.000 dBm
Attenuation	0.000 dB	AUTO
Detector	MaxPeak	MaxPeak
SweepCount	200	200
Filter	3 dB	3 dB
Trace Mode	Max Hold	Max Hold
Sweeptype	FFT	AUTO
Preamp	off	off
Stablemode	Trace	Trace
Stablevalue	0.30 dB	0.30 dB
Run	59 / max. 150	max. 150
Stable	5 / 5	5
Max Stable Difference	0.00 dB	0.30 dB

Occupied Channel Bandwidth 99% (5755 MHz; 10.000 dBm; 40 MHz)

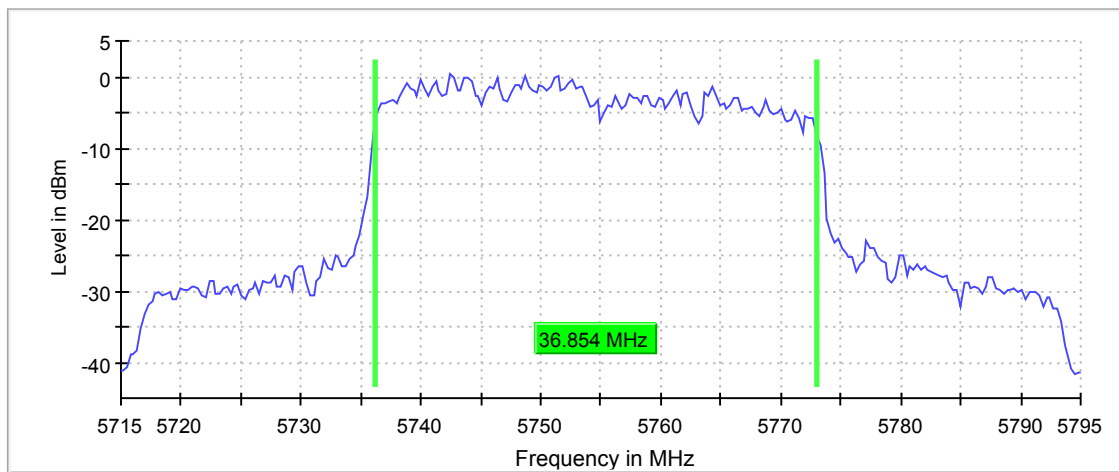
Test according to FCC title 47 part 15 §15.407(a),(e), KDB 789033 D02 General U-NII Test Procedures New Rules v02r01 and ANSI C63.10

99 % Bandwidth

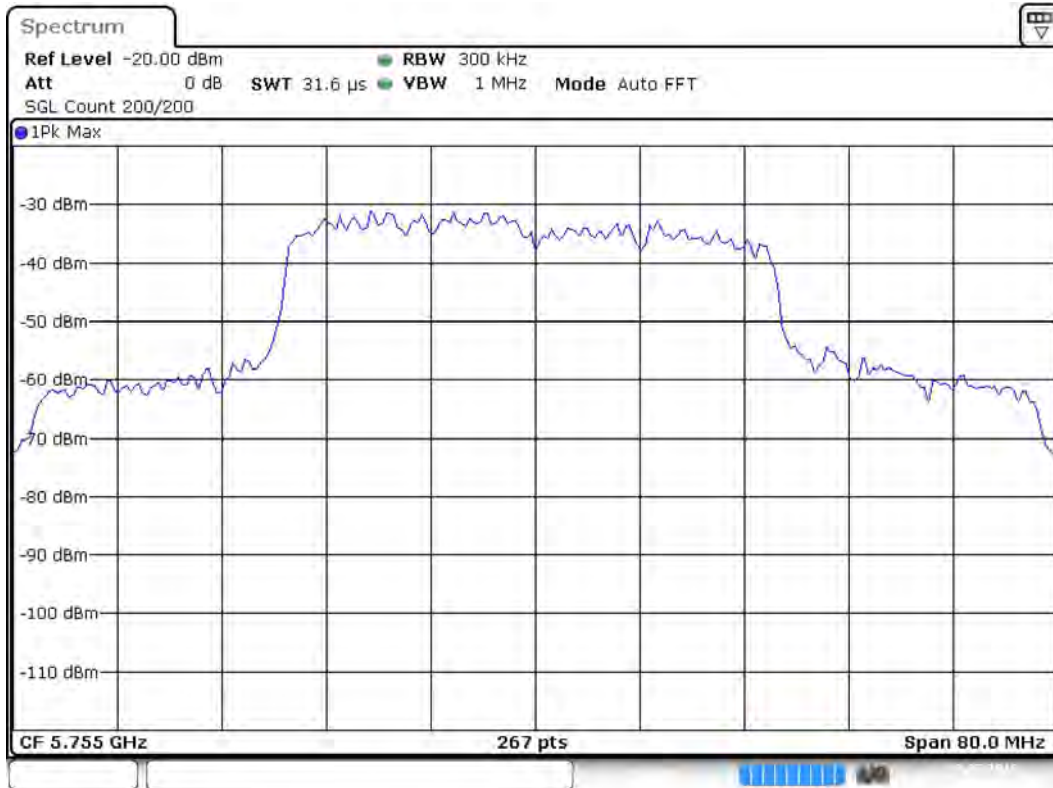
DUT Frequency (MHz)	Bandwidth (MHz)	Limit Min (MHz)	Limit Max (MHz)	Band Edge Left (MHz)	Band Edge Right (MHz)
5755.000000	36.853932	---	---	5736.123596	5772.977528

(continuation of the "99 % Bandwidth" table from column 6 ...)

DUT Frequency (MHz)	Result
5755.000000	PASS



Bandwidth



Date: 19 JUL 2018 11:43:26

Measurement

Setting	Instrument Value	Target Value
Start Frequency	5.71500 GHz	5.71500 GHz
Stop Frequency	5.79500 GHz	5.79500 GHz
Span	80.000 MHz	80.000 MHz
RBW	300.000 kHz	<= 400.000 kHz
VBW	1.000 MHz	>= 900.000 kHz
SweepPoints	267	~ 267
SweepTime	31.603 μs	AUTO
Reference Level	-20.000 dBm	-20.000 dBm
Attenuation	0.000 dB	AUTO
Detector	MaxPeak	MaxPeak
SweepCount	200	200
Filter	3 dB	3 dB
Trace Mode	Max Hold	Max Hold
SweepType	FFT	AUTO
Preamp	off	off
Stablemode	Trace	Trace
Stablevalue	0.30 dB	0.30 dB
Run	112 / max. 150	max. 150
Stable	5 / 5	5
Max Stable Difference	0.08 dB	0.30 dB

Band Edge low (5755 MHz; 10.000 dBm; 40 MHz)

Test according to FCC title 47 part 15 §15.407(b), KDB 789033 D02 General U-NII Test Procedures New Rules v02r01 and ANSI C63.10

Result

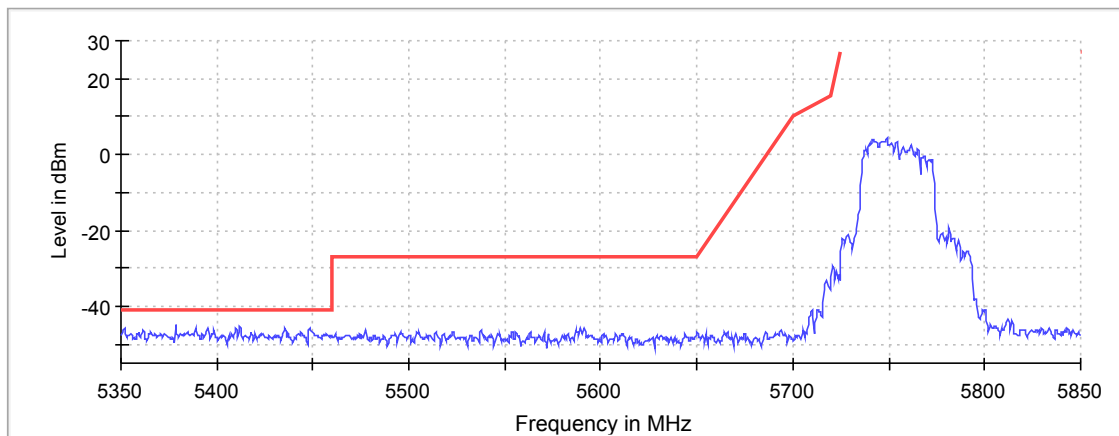
DUT Frequency (MHz)	Result
5755.000000	PASS

Inband Peak

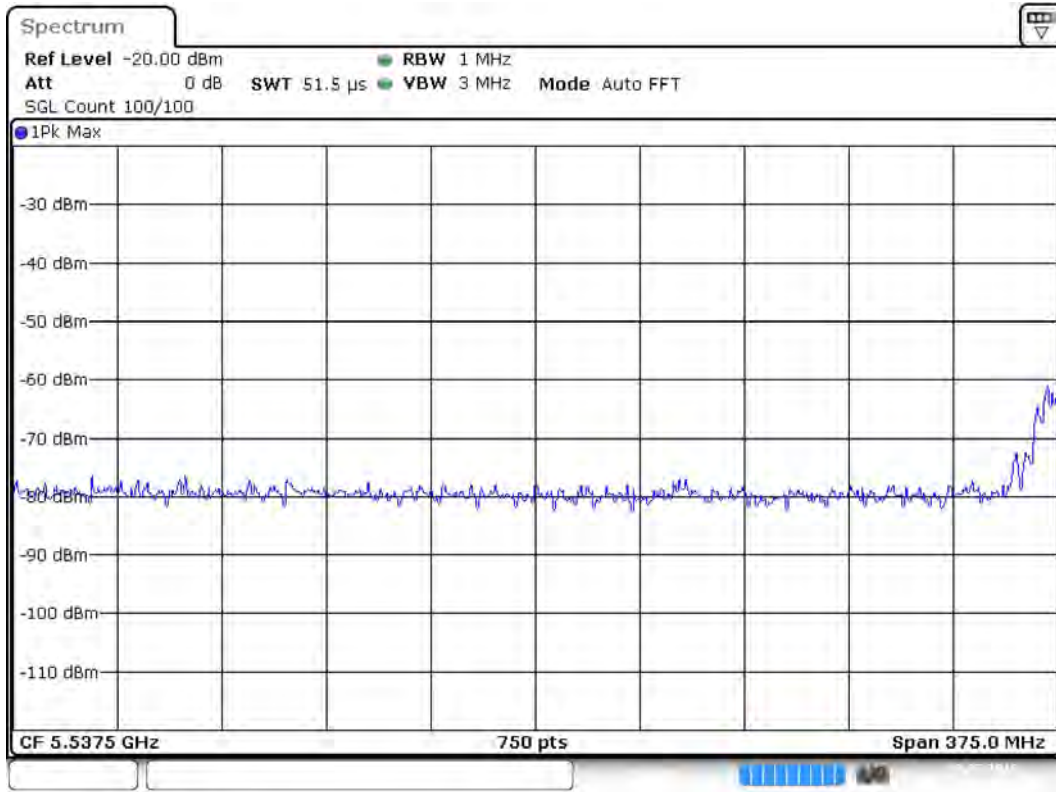
Frequency (MHz)	Level (dBm)
5749.250000	4.3

Measurements

Frequency (MHz)	Level (dBm)	Margin (dB)	Limit (dBm)	Result
5378.750000	-45.0	3.8	-41.2	PASS
5411.750000	-45.2	4.0	-41.2	PASS
5378.250000	-45.5	4.3	-41.2	PASS
5409.750000	-45.7	4.5	-41.2	PASS
5412.250000	-45.8	4.6	-41.2	PASS
5394.750000	-45.9	4.6	-41.2	PASS
5395.250000	-45.9	4.7	-41.2	PASS
5448.250000	-46.0	4.7	-41.2	PASS
5351.750000	-46.0	4.7	-41.2	PASS
5388.750000	-46.0	4.8	-41.2	PASS
5435.250000	-46.0	4.8	-41.2	PASS
5351.250000	-46.1	4.9	-41.2	PASS
5389.250000	-46.1	4.9	-41.2	PASS
5434.750000	-46.1	4.9	-41.2	PASS
5410.250000	-46.1	4.9	-41.2	PASS



Band Edge Connector 1_0



Date: 19 JUL 2018 11:43:59

Band Edge Connector 1_1



Date: 19.JUL.2018 11:44:51

Measurement 1

Setting	Instrument Value	Target Value
Start Frequency	5.72500 GHz	5.72500 GHz
Stop Frequency	5.85000 GHz	5.85000 GHz
Span	125.000 MHz	125.000 MHz
RBW	1.000 MHz	<= 1.000 MHz
VBW	3.000 MHz	>= 3.000 MHz
SweepPoints	250	~ 250
SweepTime	17.156 μs	AUTO
Reference Level	-20.000 dBm	-20.000 dBm
Attenuation	0.000 dB	AUTO
Detector	MaxPeak	MaxPeak
SweepCount	100	100
Filter	3 dB	3 dB
Trace Mode	Max Hold	Max Hold
SweepType	FFT	AUTO
Preamp	off	off
Stablemode	Trace	Trace
Stablevalue	0.50 dB	0.50 dB
Run	30 / max. 150	max. 150
Stable	3 / 3	3
Max Stable Difference	0.00 dB	0.50 dB

Measurement 2

Setting	Instrument Value	Target Value
Start Frequency	5.35000 GHz	5.35000 GHz
Stop Frequency	5.72500 GHz	5.72500 GHz
Span	375.000 MHz	375.000 MHz

Setting	Instrument Value	Target Value
RBW	1.000 MHz	<= 1.000 MHz
VBW	3.000 MHz	>= 3.000 MHz
SweepPoints	750	~ 750
Sweeptime	51.469 μ s	AUTO
Reference Level	-20.000 dBm	-20.000 dBm
Attenuation	0.000 dB	AUTO
Detector	MaxPeak	MaxPeak
SweepCount	100	100
Filter	3 dB	3 dB
Trace Mode	Max Hold	Max Hold
SweepType	FFT	AUTO
Preamp	off	off
Stablemode	Trace	Trace
Stablevalue	0.50 dB	0.50 dB
Run	6 / max. 150	max. 150
Stable	3 / 3	3
Max Stable Difference	0.00 dB	0.50 dB

Emission Bandwidth 26 dB (5795 MHz; 10.000 dBm; 40 MHz)

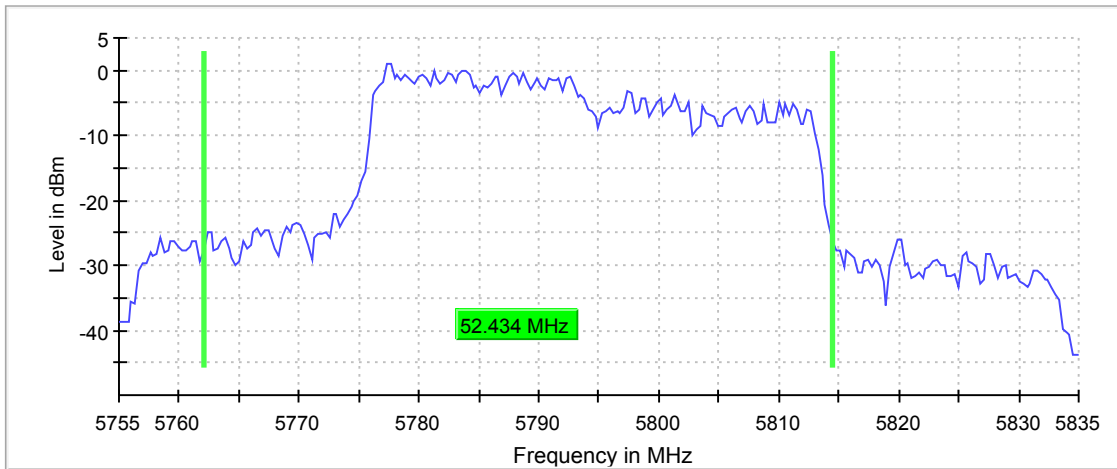
Test according to FCC title 47 part 15 §15.407(a),(e), KDB 789033 D02 General U-NII Test Procedures New Rules v02r01 and ANSI C63.10

26 dB Bandwidth

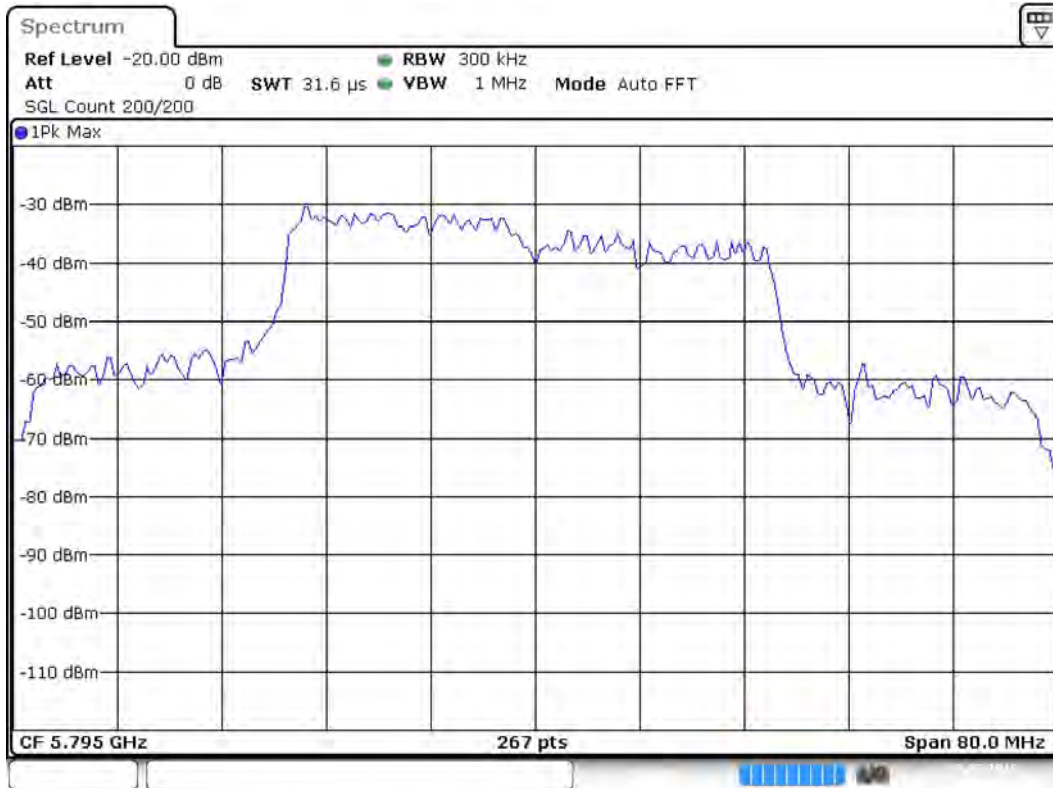
DUT Frequency (MHz)	Bandwidth (MHz)	Limit Min (MHz)	Limit Max (MHz)	Band Edge Left (MHz)	Band Edge Right (MHz)
5795.000000	52.434456	---	---	5762.041199	5814.475655

(continuation of the "26 dB Bandwidth" table from column 6 ...)

DUT Frequency (MHz)	Max Level (dBm)	Result
5795.000000	1.0	PASS



Bandwidth



Date: 19 JUL 2018 11:50:53

Measurement

Setting	Instrument Value	Target Value
Start Frequency	5.75500 GHz	5.75500 GHz
Stop Frequency	5.83500 GHz	5.83500 GHz
Span	80.000 MHz	80.000 MHz
RBW	300.000 kHz	~ 400.000 kHz
VBW	1.000 MHz	>= 900.000 kHz
SweepPoints	267	~ 267
SweepTime	31.603 μs	AUTO
Reference Level	-20.000 dBm	-20.000 dBm
Attenuation	0.000 dB	AUTO
Detector	MaxPeak	MaxPeak
SweepCount	200	200
Filter	3 dB	3 dB
Trace Mode	Max Hold	Max Hold
SweepType	FFT	AUTO
Preamp	off	off
Stablemode	Trace	Trace
Stablevalue	0.30 dB	0.30 dB
Run	41 / max. 150	max. 150
Stable	5 / 5	5
Max Stable Difference	0.00 dB	0.30 dB

Power Spectral Density (5795 MHz; 10.000 dBm; 40 MHz)

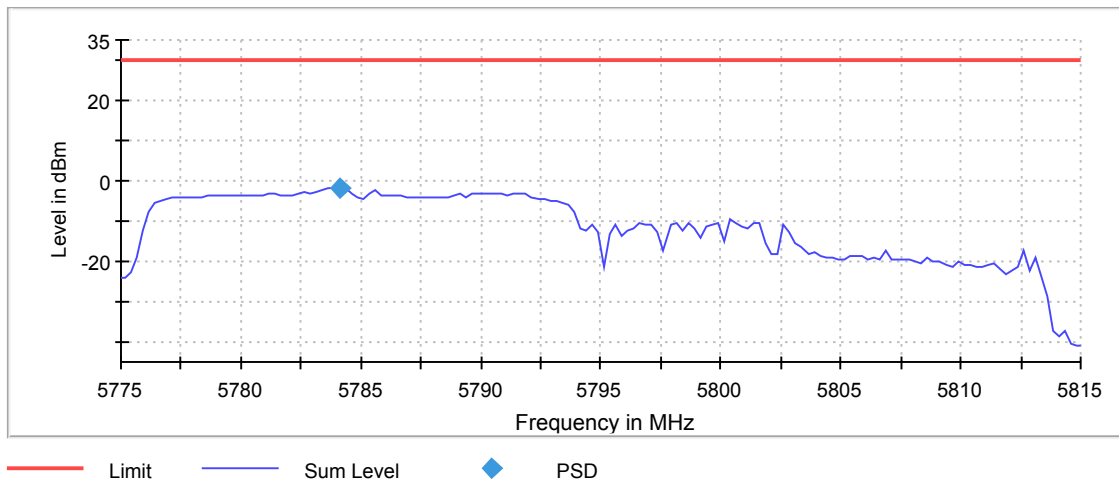
Test according to FCC title 47 part 15 §15.407(a), KDB 789033 D02 General U-NII Test Procedures New Rules v02r01 and ANSI C63.10

Result

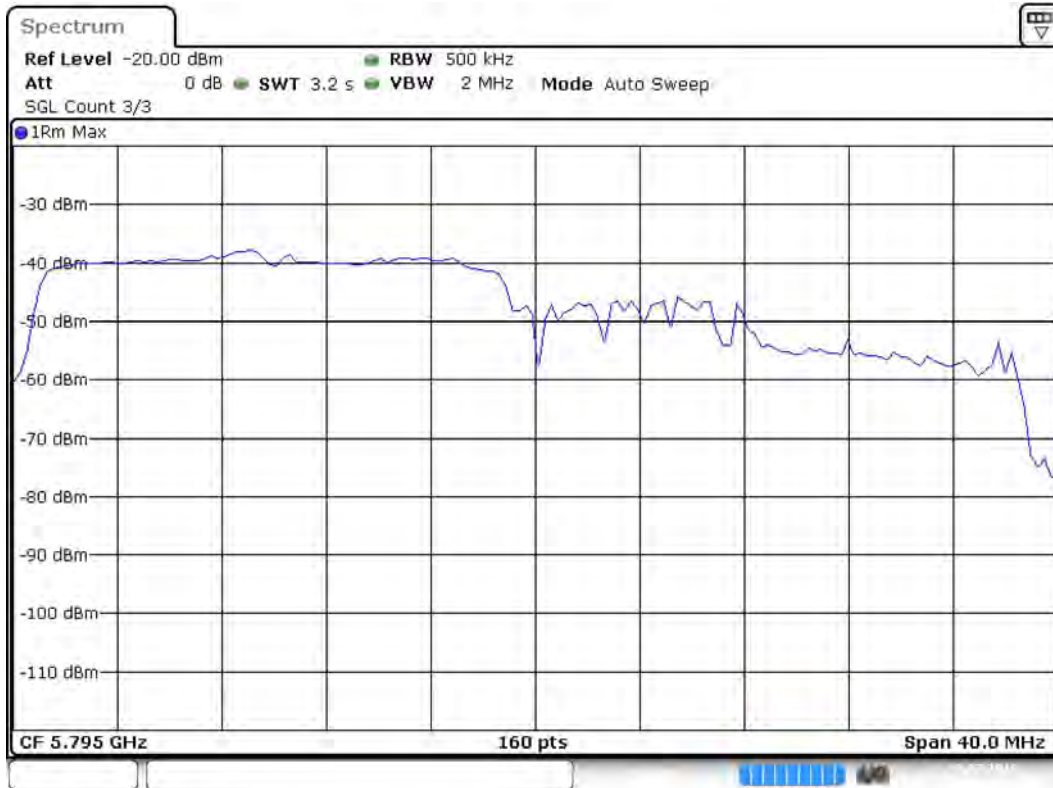
DUT Frequency (MHz)	Frequency (MHz)	PSD (dBm)	Limit Max (dBm)	Result
5795.000000	5784.125000	-1.637	30.0	PASS

Ports

Port	Duty Cycle (%)
1	32.520



PSD Connector 1



Date: 19 JUL 2018 11:52:42

Measurement

Setting	Instrument Value	Target Value
Start Frequency	5.77500 GHz	5.77500 GHz
Stop Frequency	5.81500 GHz	5.81500 GHz
Span	40.000 MHz	40.000 MHz
RBW	500.000 kHz	<= 500.000 kHz
VBW	2.000 MHz	>= 1.500 MHz
SweepPoints	160	~ 160
SweepTime	3.200 s	3.200 s
Reference Level	-20.000 dBm	-20.000 dBm
Attenuation	0.000 dB	AUTO
Detector	RMS	RMS
SweepCount	3	3
Filter	3 dB	3 dB
Trace Mode	Max Hold	Max Hold
SweepType	Sweep	AUTO
Preamp	off	off
Stablemode	Trace	Trace
Stablevalue	0.30 dB	0.30 dB
Run	10 / max. 15	max. 15
Stable	3 / 3	3
Max Stable Difference	0.12 dB	0.30 dB

Minimum Emission Bandwidth 6 dB (5795 MHz; 10.000 dBm; 40 MHz)

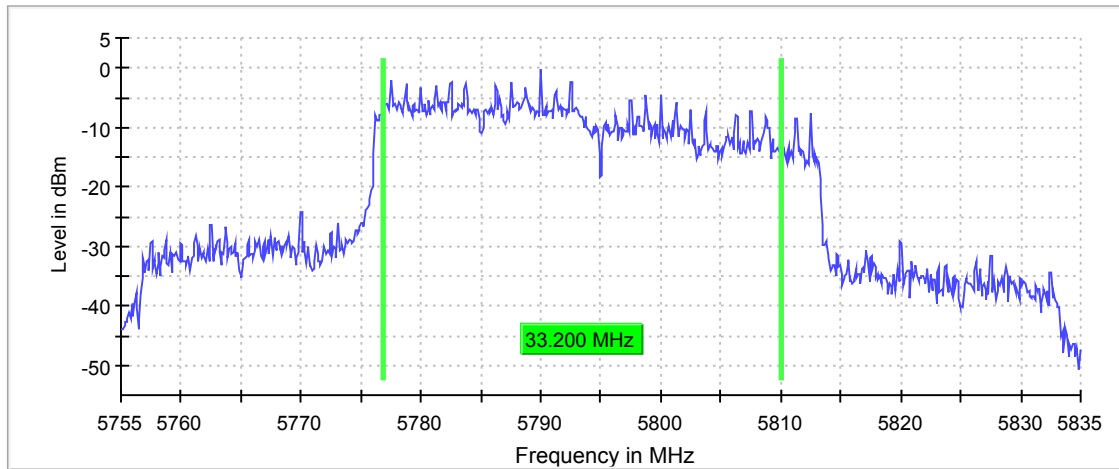
Test according to FCC title 47 part 15 §15.407(a),(e), KDB 789033 D02 General U-NII Test Procedures New Rules v02r01 and ANSI C63.10

6 dB Bandwidth

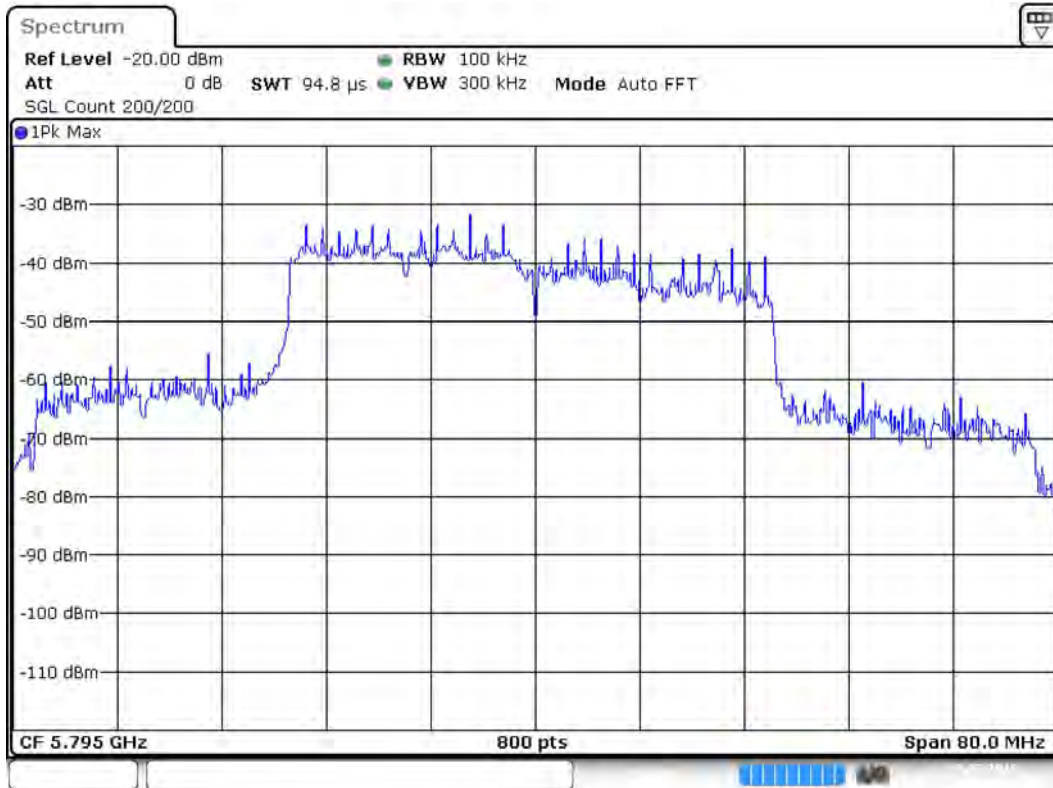
DUT Frequency (MHz)	Bandwidth (MHz)	Limit Min (MHz)	Limit Max (MHz)	Band Edge Left (MHz)	Band Edge Right (MHz)
5795.000000	33.200000	0.500000	---	5776.850000	5810.050000

(continuation of the "6 dB Bandwidth" table from column 6 ...)

DUT Frequency (MHz)	Max Level (dBm)	Result
5795.000000	-0.4	PASS



Bandwidth



Date: 19.JUL.2018 11:53:55

Measurement

Setting	Instrument Value	Target Value
Start Frequency	5.75500 GHz	5.75500 GHz
Stop Frequency	5.83500 GHz	5.83500 GHz
Span	80.000 MHz	80.000 MHz
RBW	100.000 kHz	~ 100.000 kHz
VBW	300.000 kHz	~ 300.000 kHz
SweepPoints	800	~ 800
SweepTime	94.810 μs	AUTO
Reference Level	-20.000 dBm	-20.000 dBm
Attenuation	0.000 dB	AUTO
Detector	MaxPeak	MaxPeak
SweepCount	200	200
Filter	3 dB	3 dB
Trace Mode	Max Hold	Max Hold
SweepType	FFT	AUTO
Preamp	off	off
Stablemode	Trace	Trace
Stablevalue	0.30 dB	0.30 dB
Run	33 / max. 150	max. 150
Stable	5 / 5	5
Max Stable Difference	0.00 dB	0.30 dB

Occupied Channel Bandwidth 99% (5795 MHz; 10.000 dBm; 40 MHz)

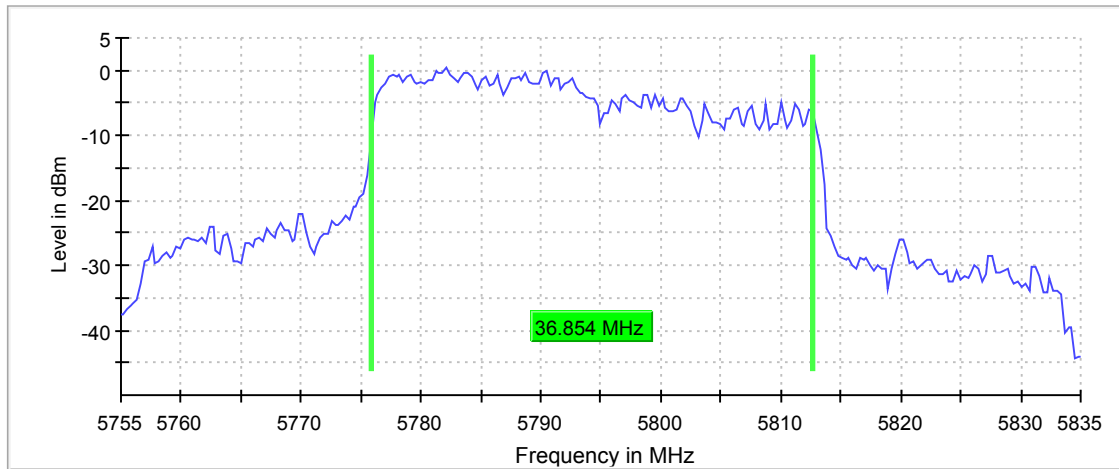
Test according to FCC title 47 part 15 §15.407(a),(e), KDB 789033 D02 General U-NII Test Procedures New Rules v02r01 and ANSI C63.10

99 % Bandwidth

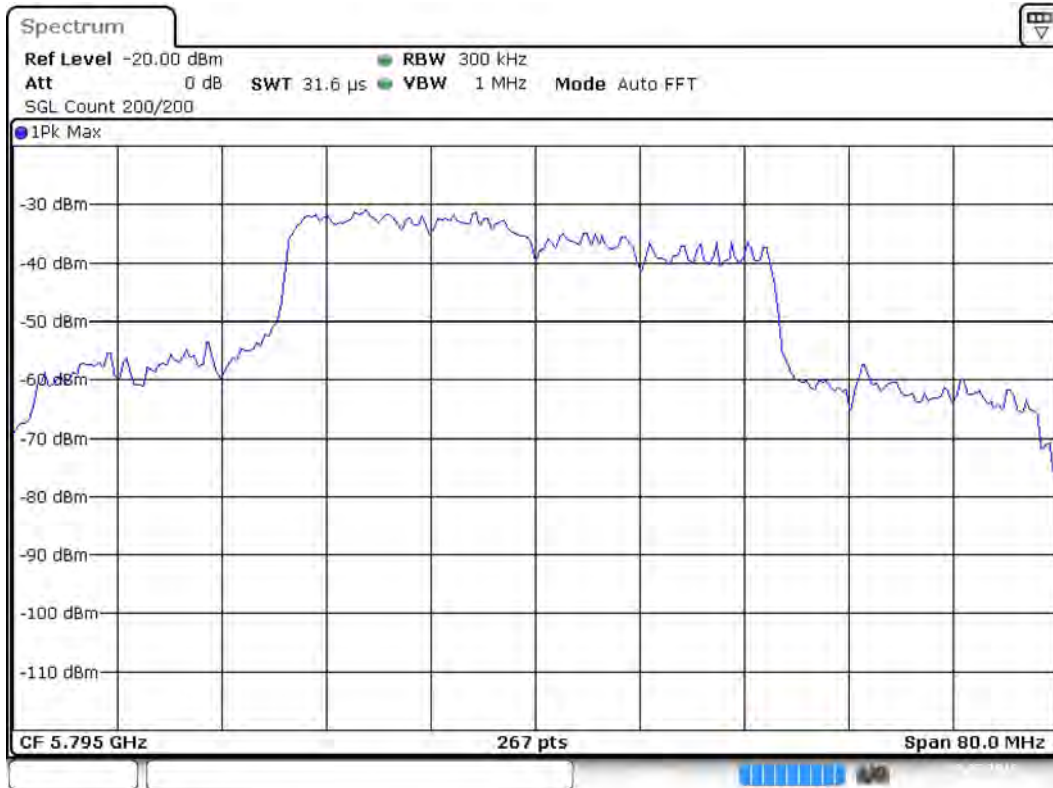
DUT Frequency (MHz)	Bandwidth (MHz)	Limit Min (MHz)	Limit Max (MHz)	Band Edge Left (MHz)	Band Edge Right (MHz)
5795.000000	36.853933	---	---	5775.823970	5812.677903

(continuation of the "99 % Bandwidth" table from column 6 ...)

DUT Frequency (MHz)	Result
5795.000000	PASS



Bandwidth



Date: 19 JUL 2018 11:56:43

Measurement

Setting	Instrument Value	Target Value
Start Frequency	5.75500 GHz	5.75500 GHz
Stop Frequency	5.83500 GHz	5.83500 GHz
Span	80.000 MHz	80.000 MHz
RBW	300.000 kHz	<= 400.000 kHz
VBW	1.000 MHz	>= 900.000 kHz
SweepPoints	267	~ 267
SweepTime	31.603 μs	AUTO
Reference Level	-20.000 dBm	-20.000 dBm
Attenuation	0.000 dB	AUTO
Detector	MaxPeak	MaxPeak
SweepCount	200	200
Filter	3 dB	3 dB
Trace Mode	Max Hold	Max Hold
SweepType	FFT	AUTO
Preamp	off	off
Stablemode	Trace	Trace
Stablevalue	0.30 dB	0.30 dB
Run	88 / max. 150	max. 150
Stable	5 / 5	5
Max Stable Difference	0.00 dB	0.30 dB

Band Edge high (5795 MHz; 10.000 dBm; 40 MHz)

Test according to FCC title 47 part 15 §15.407(b), KDB 789033 D02 General U-NII Test Procedures New Rules v02r01 and ANSI C63.10

Result

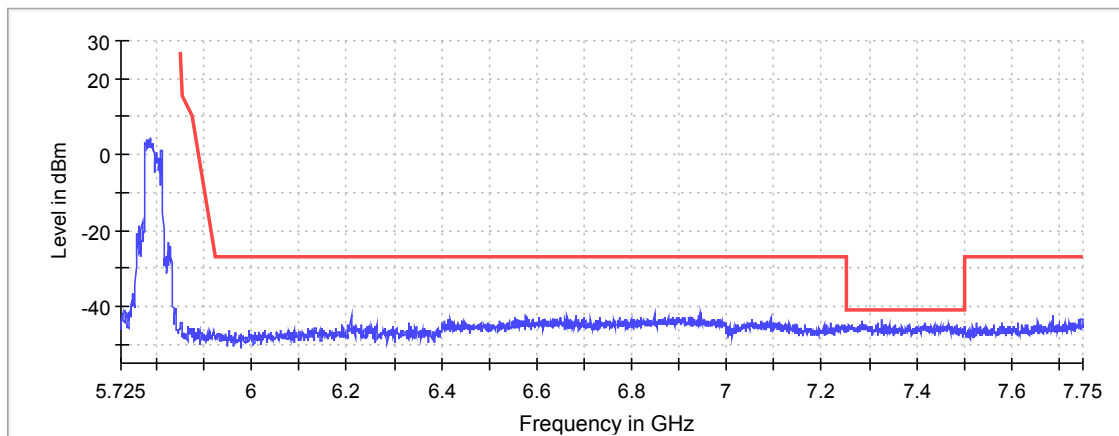
DUT Frequency (MHz)	Result
5795.000000	PASS

Inband Peak

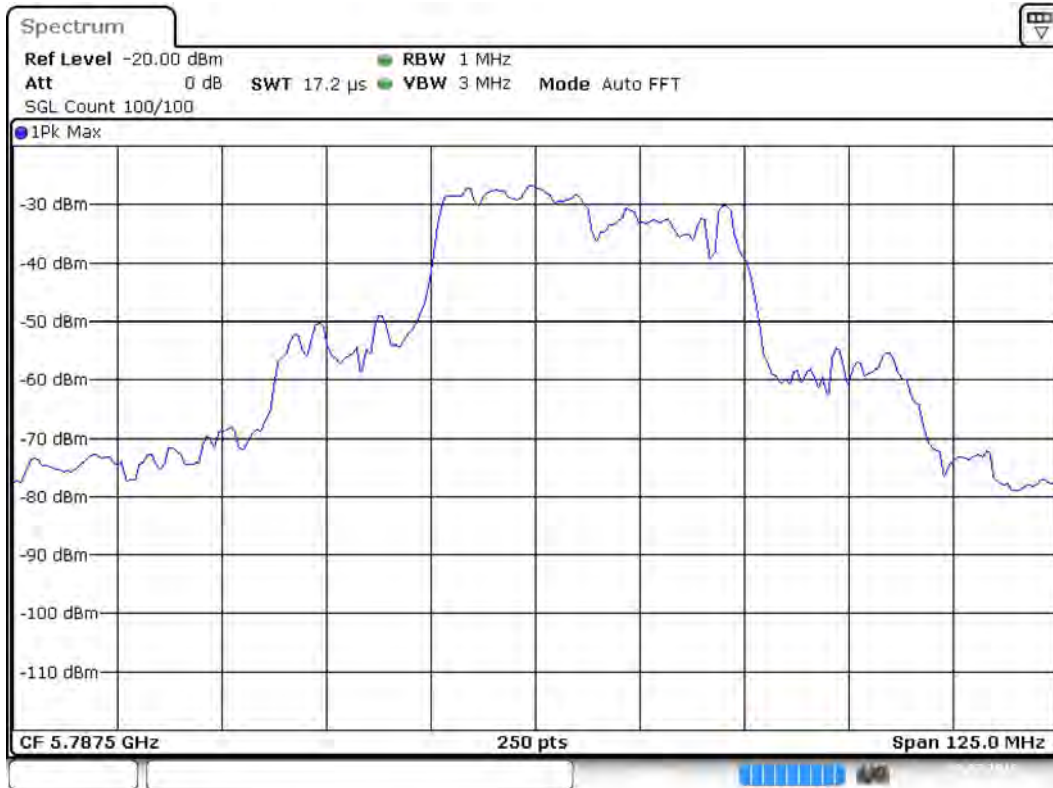
Frequency (MHz)	Level (dBm)
5787.250000	4.6

Measurements

Frequency (MHz)	Level (dBm)	Margin (dB)	Limit (dBm)	Result
7326.250000	-43.3	2.1	-41.2	PASS
7285.250000	-44.0	2.8	-41.2	PASS
7317.250000	-44.4	3.2	-41.2	PASS
7418.750000	-44.5	3.3	-41.2	PASS
7466.250000	-44.6	3.4	-41.2	PASS
7341.750000	-44.7	3.4	-41.2	PASS
7313.250000	-44.7	3.5	-41.2	PASS
7264.750000	-44.7	3.5	-41.2	PASS
7257.250000	-44.8	3.5	-41.2	PASS
7436.750000	-44.8	3.6	-41.2	PASS
7279.750000	-44.8	3.6	-41.2	PASS
7287.750000	-44.8	3.6	-41.2	PASS
7333.750000	-44.9	3.6	-41.2	PASS
7469.750000	-44.9	3.6	-41.2	PASS
7329.750000	-44.9	3.7	-41.2	PASS

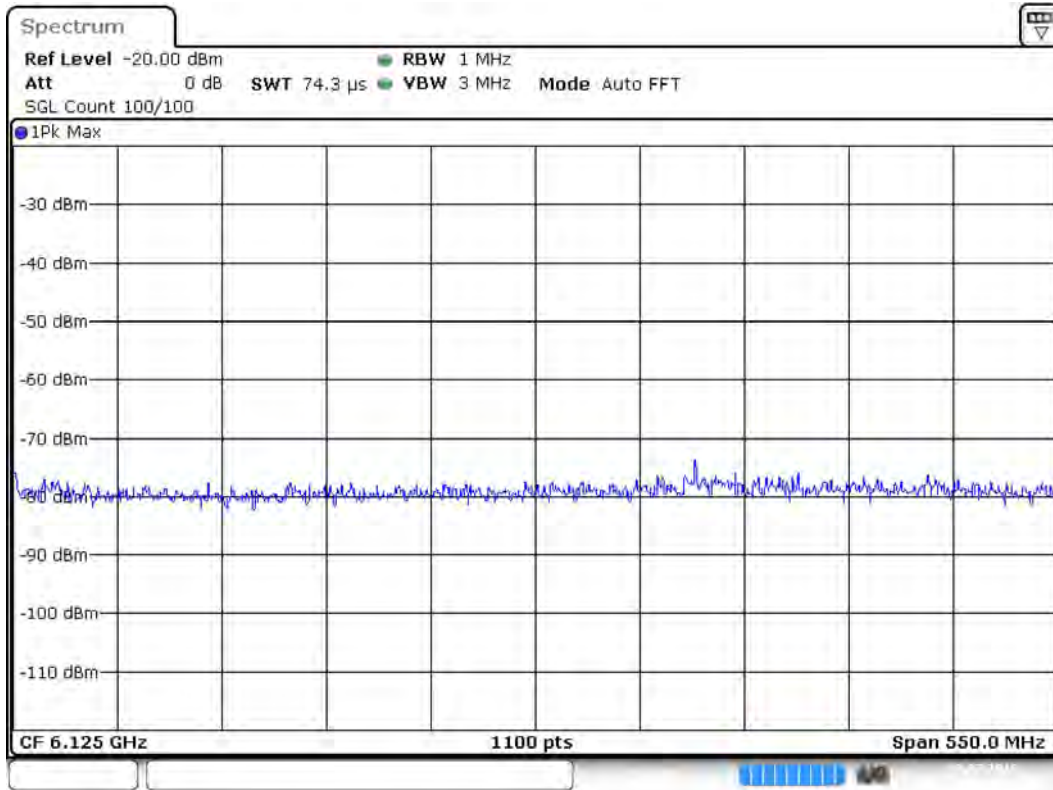


Band Edge Connector 1_0



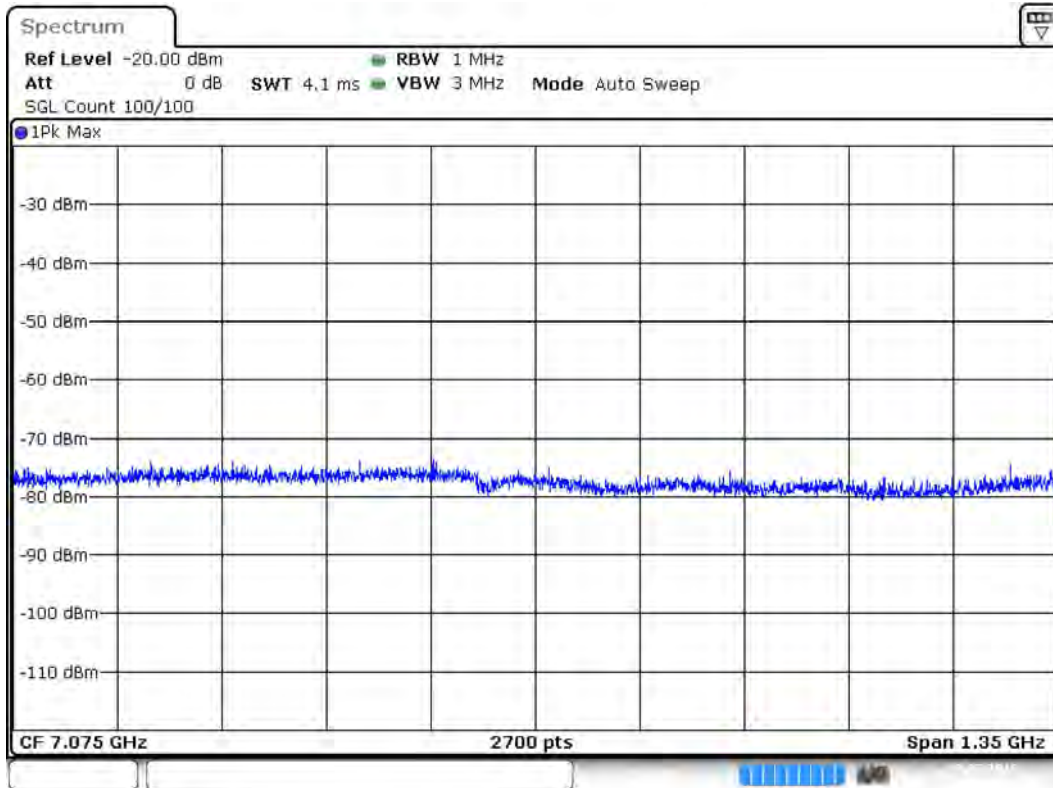
Date: 19 JUL 2018 11:57:23

Band Edge Connector 1_1



Date: 19 JUL 2018 11:57:54

Band Edge Connector 1_2



Date: 19 JUL 2018 11:58:11

Measurement 1

Setting	Instrument Value	Target Value
Start Frequency	5.72500 GHz	5.72500 GHz
Stop Frequency	5.85000 GHz	5.85000 GHz
Span	125.000 MHz	125.000 MHz
RBW	1.000 MHz	<= 1.000 MHz
VBW	3.000 MHz	>= 3.000 MHz
SweepPoints	250	~ 250
SweepTime	17.156 μ s	AUTO
Reference Level	-20.000 dBm	-20.000 dBm
Attenuation	0.000 dB	AUTO
Detector	MaxPeak	MaxPeak
SweepCount	100	100
Filter	3 dB	3 dB
Trace Mode	Max Hold	Max Hold
SweepType	FFT	AUTO
Preamp	off	off
Stablemode	Trace	Trace
Stablevalue	0.50 dB	0.50 dB
Run	22 / max. 150	max. 150
Stable	3 / 3	3
Max Stable Difference	0.36 dB	0.50 dB

Measurement 2

Setting	Instrument Value	Target Value
Start Frequency	5.85000 GHz	5.85000 GHz
Stop Frequency	6.40000 GHz	6.40000 GHz
Span	550.000 MHz	550.000 MHz

Setting	Instrument Value	Target Value
RBW	1.000 MHz	<= 1.000 MHz
VBW	3.000 MHz	>= 3.000 MHz
SweepPoints	1100	~ 1100
Sweeptime	74.344 μ s	AUTO
Reference Level	-20.000 dBm	-20.000 dBm
Attenuation	0.000 dB	AUTO
Detector	MaxPeak	MaxPeak
SweepCount	100	100
Filter	3 dB	3 dB
Trace Mode	Max Hold	Max Hold
SweepType	FFT	AUTO
Preamp	off	off
Stablemode	Trace	Trace
Stablevalue	0.50 dB	0.50 dB
Run	4 / max. 150	max. 150
Stable	3 / 3	3
Max Stable Difference	0.00 dB	0.50 dB