

# FCC 15.407 2017

## DUT Information

DUT Name: GEM Hemochron 100  
Manufacturer: Accriva Diagnostics  
Serial Number:  
Hardware Rev:  
Software Rev:  
Comment: 802.11n 1 Port FCC 15.407

### Frequencies

WLAN CH 36 (5180 MHz)	WLAN CH 40 (5200 MHz)	WLAN CH 48 (5240 MHz)
WLAN CH 52 (5260 MHz)	WLAN CH 56 (5280 MHz)	WLAN CH 64 (5320 MHz)
WLAN CH 100 (5500 MHz)	WLAN CH 120 (5600 MHz)	WLAN CH 144 (5720 MHz)
WLAN CH 149 (5745 MHz)	WLAN CH 157 (5785 MHz)	WLAN CH 165 (5825 MHz)

### Bandwidths

20 MHz (20 MHz)

### Power

10.000 dBm (10 dBm)

### Beamforming Gain

10.000 dBm (10 dBm) 0 dB

### Gain Tables

10.000 dBm (10 dBm) Port 1: 4.9 dBi

### DUT Settings

No. of transmission chains 1  
DFS capability Yes  
DFS Mode Client without radar detection  
Equipment Type Client  
TPC No

## Hardware Setup: WMS Measurements\TS8997

Spectrum Analyzer: SA FSV 30 (SA FSV 30) @ VISA (ADR  
TCPIP::192.168.48.2::INST0::INSTR), SN 1321.3008K30/103166,  
FW 3.40, CAL 4/11/19

Vector Generator: VG SMBV100A (VG SMBV100A) @ VISA (ADR  
TCPIP::192.168.48.7::INST0::INSTR), SN 260734, FW 3.1.19.15-  
3.50.082.47, CAL 11/13/18

Generator: SMB100A (SMB100A) @ VISA (ADR  
TCPIP::192.168.48.3::INST0::INSTR), SN 175750, FW 3.01.203.44  
/ Drv:Rev 2.21.0, 07/2016, CVI 2015, CAL 11/07/18

OSP: OSP with B157 (OSP) @ VISA (ADR  
TCPIP::192.168.48.147::INST0::INSTR), SN OSP120, 101310, FW  
2.51, CAL 12/27/18

Power Meter:

OSP-B157 Power Meter (OSP-B157 Power Meter) @ USB (ADR  
20), SN 26675676, FW 3.1, CAL 12/27/18

## Summary

Test	Frequency (MHz)	Nominal Power (dBm)	Nominal Bandwidth (MHz)	Result
Emission Bandwidth 26 dB	5180.000	10.0	20.000000	PASS
RF output power	5180.000	10.0	20.000000	PASS
Power Spectral Density	5180.000	10.0	20.000000	PASS
Minimum Emission Bandwidth 6 dB	5180.000	10.0	20.000000	PASS
Occupied Channel Bandwidth 99%	5180.000	10.0	20.000000	PASS
Band Edge low	5180.000	10.0	20.000000	PASS
Emission Bandwidth 26 dB	5200.000	10.0	20.000000	PASS
RF output power	5200.000	10.0	20.000000	PASS
Power Spectral Density	5200.000	10.0	20.000000	PASS
Minimum Emission Bandwidth 6 dB	5200.000	10.0	20.000000	PASS
Minimum Emission Bandwidth 6 dB(2)	5200.000	10.0	20.000000	PASS
Occupied Channel Bandwidth 99%	5200.000	10.0	20.000000	PASS
Emission Bandwidth 26 dB	5240.000	10.0	20.000000	PASS
RF output power	5240.000	10.0	20.000000	PASS
Power Spectral Density	5240.000	10.0	20.000000	PASS
Minimum Emission Bandwidth 6 dB	5240.000	10.0	20.000000	PASS
Occupied Channel Bandwidth 99%	5240.000	10.0	20.000000	PASS
Band Edge high	5240.000	10.0	20.000000	PASS
Emission Bandwidth 26 dB	5260.000	10.0	20.000000	PASS
RF output power	5260.000	10.0	20.000000	PASS
Power Spectral Density	5260.000	10.0	20.000000	PASS
Minimum Emission Bandwidth 6 dB	5260.000	10.0	20.000000	PASS
Occupied Channel Bandwidth 99%	5260.000	10.0	20.000000	PASS
Band Edge low	5260.000	10.0	20.000000	PASS
Emission Bandwidth 26 dB	5280.000	10.0	20.000000	PASS
RF output power	5280.000	10.0	20.000000	PASS
Power Spectral Density	5280.000	10.0	20.000000	PASS
Minimum Emission Bandwidth 6 dB	5280.000	10.0	20.000000	PASS
Occupied Channel Bandwidth 99%	5280.000	10.0	20.000000	PASS
Emission Bandwidth 26 dB	5320.000	10.0	20.000000	PASS
RF output power	5320.000	10.0	20.000000	PASS
Power Spectral Density	5320.000	10.0	20.000000	PASS
Minimum Emission Bandwidth 6 dB	5320.000	10.0	20.000000	PASS
Occupied Channel Bandwidth 99%	5320.000	10.0	20.000000	PASS
Band Edge high	5320.000	10.0	20.000000	PASS
Emission Bandwidth 26 dB	5500.000	10.0	20.000000	PASS
RF output power	5500.000	10.0	20.000000	PASS
Power Spectral Density	5500.000	10.0	20.000000	PASS
Minimum Emission Bandwidth 6 dB	5500.000	10.0	20.000000	PASS
Occupied Channel Bandwidth 99%	5500.000	10.0	20.000000	PASS
Band Edge low	5500.000	10.0	20.000000	PASS
Emission Bandwidth 26 dB	5600.000	10.0	20.000000	PASS
RF output power	5600.000	10.0	20.000000	PASS
Power Spectral Density	5600.000	10.0	20.000000	PASS
Minimum Emission Bandwidth 6 dB	5600.000	10.0	20.000000	PASS
Occupied Channel Bandwidth 99%	5600.000	10.0	20.000000	PASS
Emission Bandwidth 26 dB	5720.000	10.0	20.000000	PASS
RF output power	5720.000	10.0	20.000000	PASS
Power Spectral Density	5720.000	10.0	20.000000	PASS
Minimum Emission Bandwidth 6 dB	5720.000	10.0	20.000000	PASS
Occupied Channel Bandwidth 99%	5720.000	10.0	20.000000	PASS
Band Edge high	5720.000	10.0	20.000000	PASS
Emission Bandwidth 26 dB	5745.000	10.0	20.000000	PASS
RF output power	5745.000	10.0	20.000000	PASS
Power Spectral Density	5745.000	10.0	20.000000	PASS
Minimum Emission Bandwidth 6 dB	5745.000	10.0	20.000000	PASS
Occupied Channel Bandwidth 99%	5745.000	10.0	20.000000	PASS
Band Edge low	5745.000	10.0	20.000000	PASS
Emission Bandwidth 26 dB	5785.000	10.0	20.000000	PASS
RF output power	5785.000	10.0	20.000000	PASS
Power Spectral Density	5785.000	10.0	20.000000	PASS

---

Test	Frequency (MHz)	Nominal Power (dBm)	Nominal Bandwidth (MHz)	Result
Minimum Emission Bandwidth 6 dB	5785.000	10.0	20.000000	PASS
Occupied Channel Bandwidth 99%	5785.000	10.0	20.000000	PASS
Emission Bandwidth 26 dB	5825.000	10.0	20.000000	PASS
RF output power	5825.000	10.0	20.000000	PASS
Power Spectral Density	5825.000	10.0	20.000000	PASS
Minimum Emission Bandwidth 6 dB	5825.000	10.0	20.000000	PASS
Occupied Channel Bandwidth 99%	5825.000	10.0	20.000000	PASS
Band Edge high	5825.000	10.0	20.000000	PASS

## Emission Bandwidth 26 dB (5180 MHz; 10.000 dBm; 20 MHz)

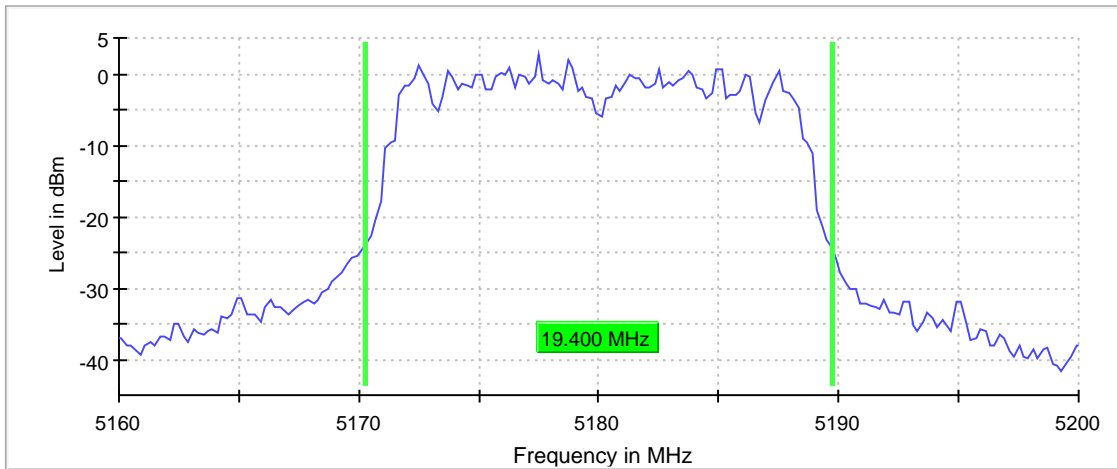
Test according to FCC title 47 part 15 §15.407(a),(e), KDB 789033 D02 General U-NII Test Procedures New Rules v02r01 and ANSI C63.10

### 26 dB Bandwidth

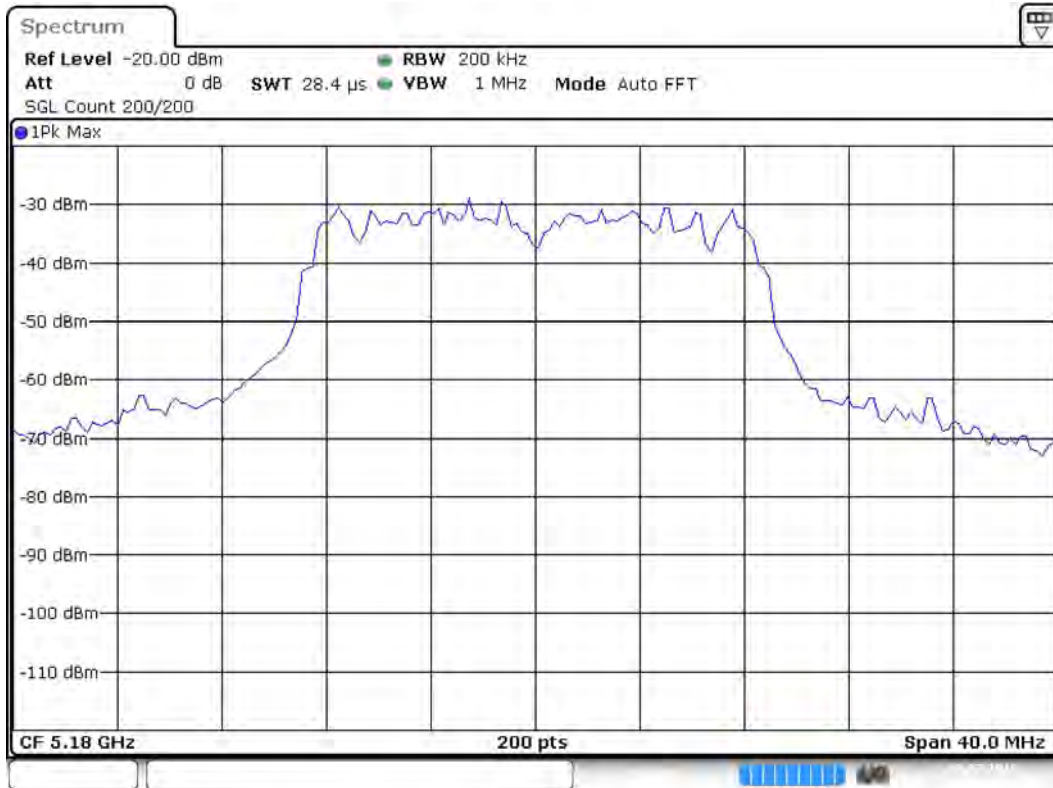
DUT Frequency (MHz)	Bandwidth (MHz)	Limit Min (MHz)	Limit Max (MHz)	Band Edge Left (MHz)	Band Edge Right (MHz)
5180.000000	19.400000	---	---	5170.300000	5189.700000

(continuation of the "26 dB Bandwidth" table from column 6 ...)

DUT Frequency (MHz)	Max Level (dBm)	Result
5180.000000	2.6	PASS



Bandwidth



Date: 18 JUL 2018 09:54:56

### Measurement

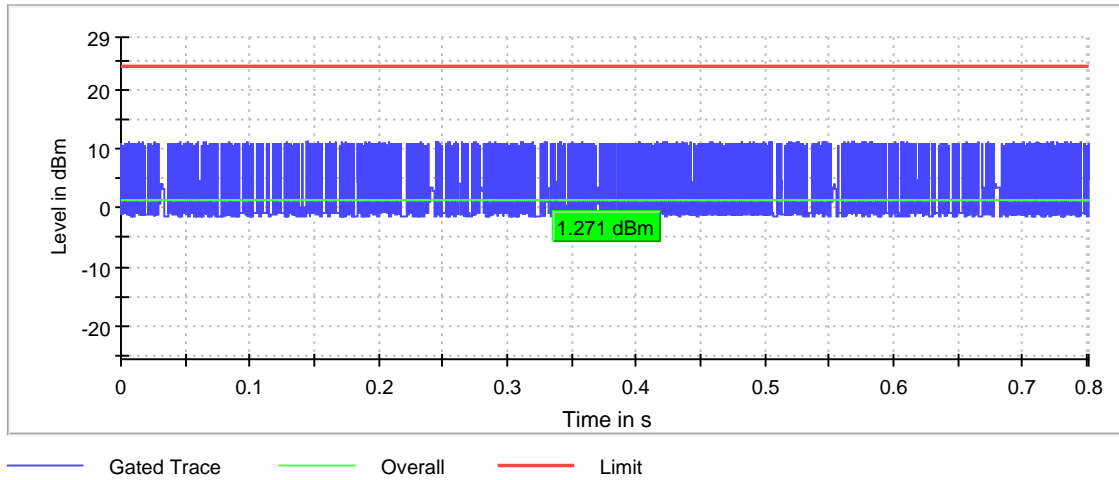
Setting	Instrument Value	Target Value
Start Frequency	5.16000 GHz	5.16000 GHz
Stop Frequency	5.20000 GHz	5.20000 GHz
Span	40.000 MHz	40.000 MHz
RBW	200.000 kHz	~ 200.000 kHz
VBW	1.000 MHz	>= 600.000 kHz
SweepPoints	200	~ 200
SweepTime	28.443 μs	AUTO
Reference Level	-20.000 dBm	-20.000 dBm
Attenuation	0.000 dB	AUTO
Detector	MaxPeak	MaxPeak
SweepCount	200	200
Filter	3 dB	3 dB
Trace Mode	Max Hold	Max Hold
Sweeptype	FFT	AUTO
Preamp	off	off
Stablemode	Trace	Trace
Stablevalue	0.30 dB	0.30 dB
Run	77 / max. 150	max. 150
Stable	5 / 5	5
Max Stable Difference	0.00 dB	0.30 dB

## RF output power (5180 MHz; 10.000 dBm; 20 MHz)

Test according to FCC title 47 part 15 §15.407(a), KDB 789033 D02 General U-NII Test Procedures New Rules v02r01 and ANSI C63.10

### Result

DUT Frequency (MHz)	Gated RMS (dBm)	Limit Max (dBm)	Gated EIRP (dBm)	DutyCycle (%)	Result
5180.000000	1.3	24.0	1.3	75.157	PASS



## Power Spectral Density (5180 MHz; 10.000 dBm; 20 MHz)

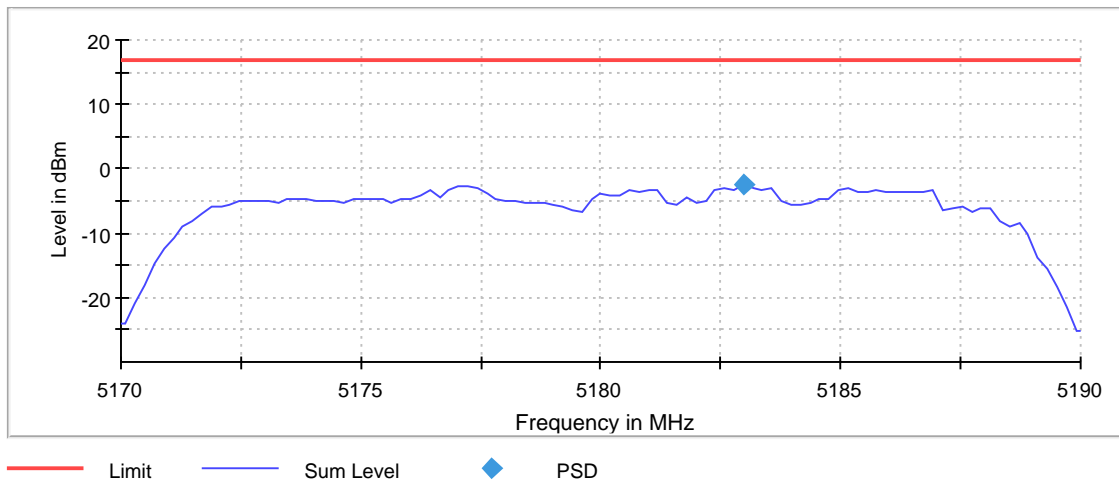
Test according to FCC title 47 part 15 §15.407(a), KDB 789033 D02 General U-NII Test Procedures New Rules v02r01 and ANSI C63.10

### Result

DUT Frequency (MHz)	Frequency (MHz)	PSD (dBm)	Limit Max (dBm)	Result
5180.000000	5182.970297	-2.466	17.0	PASS

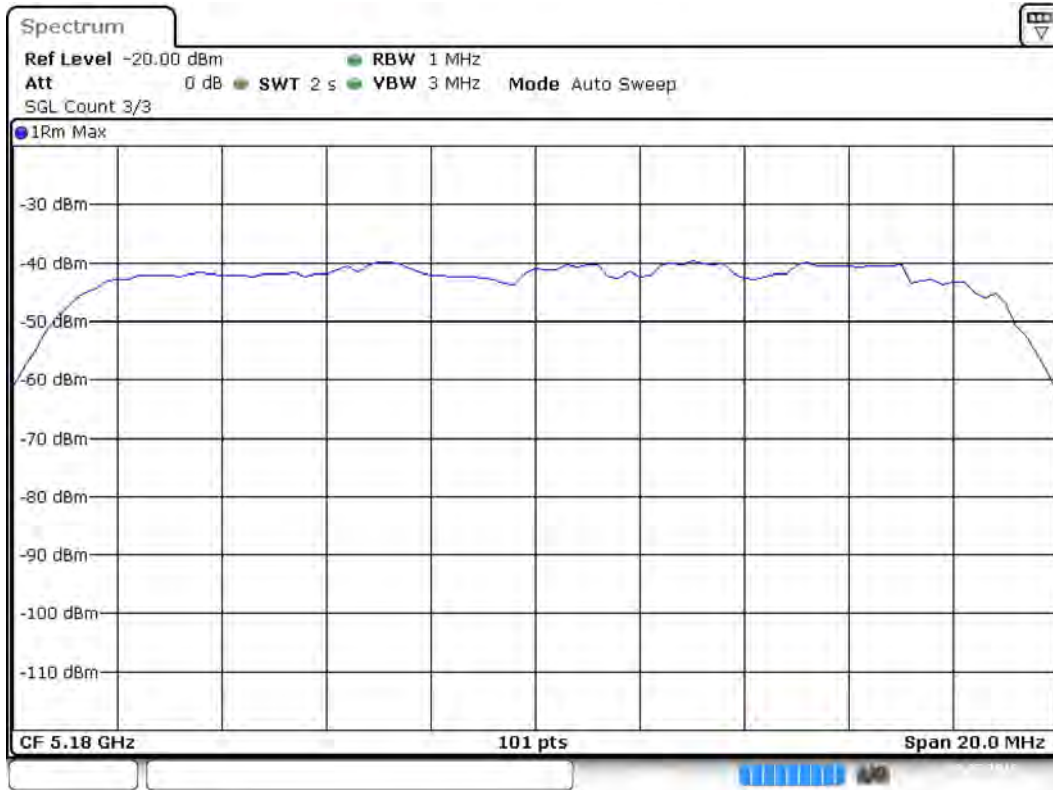
### Ports

Port	Duty Cycle (%)
1	26.739



PSD Connector 1





Date: 18 JUL 2018 09:56:47

## Measurement

Setting	Instrument Value	Target Value
Start Frequency	5.17000 GHz	5.17000 GHz
Stop Frequency	5.19000 GHz	5.19000 GHz
Span	20.000 MHz	20.000 MHz
RBW	1.000 MHz	<= 1.000 MHz
VBW	3.000 MHz	>= 3.000 MHz
SweepPoints	101	~ 40
SweepTime	2.020 s	2.020 s
Reference Level	-20.000 dBm	-20.000 dBm
Attenuation	0.000 dB	AUTO
Detector	RMS	RMS
SweepCount	3	3
Filter	3 dB	3 dB
Trace Mode	Max Hold	Max Hold
SweepType	Sweep	AUTO
Preamp	off	off
Stablemode	Trace	Trace
Stablevalue	0.30 dB	0.30 dB
Run	15 / max. 15	max. 15
Stable	0 / 3	3
Max Stable Difference	0.40 dB	0.30 dB

## Minimum Emission Bandwidth 6 dB (5180 MHz; 10.000 dBm; 20 MHz)

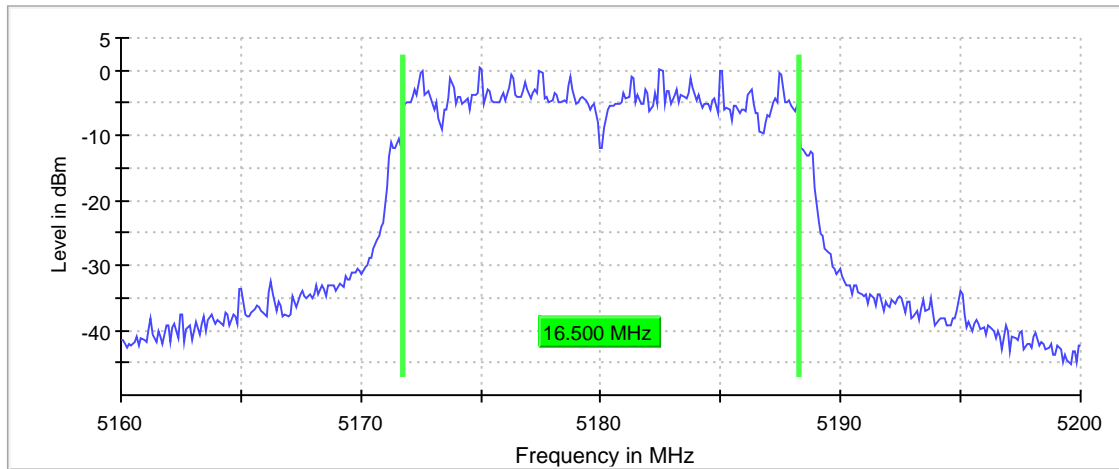
Test according to FCC title 47 part 15 §15.407(a),(e), KDB 789033 D02 General U-NII Test Procedures New Rules v02r01 and ANSI C63.10

### 6 dB Bandwidth

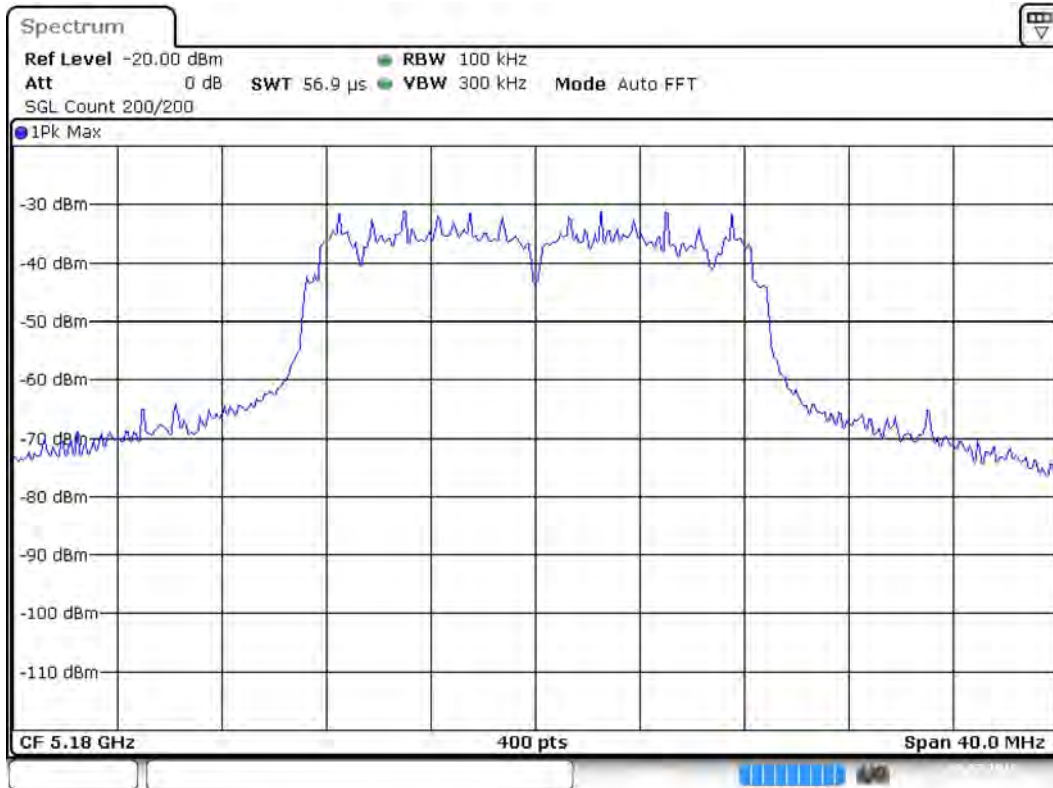
DUT Frequency (MHz)	Bandwidth (MHz)	Limit Min (MHz)	Limit Max (MHz)	Band Edge Left (MHz)	Band Edge Right (MHz)
5180.000000	16.500000	---	---	5171.750000	5188.250000

(continuation of the "6 dB Bandwidth" table from column 6 ...)

DUT Frequency (MHz)	Max Level (dBm)	Result
5180.000000	0.4	PASS



Bandwidth



Date: 18 JUL 2018 09:58:26

### Measurement

Setting	Instrument Value	Target Value
Start Frequency	5.16000 GHz	5.16000 GHz
Stop Frequency	5.20000 GHz	5.20000 GHz
Span	40.000 MHz	40.000 MHz
RBW	100.000 kHz	~ 100.000 kHz
VBW	300.000 kHz	~ 300.000 kHz
SweepPoints	400	~ 400
SweepTime	56.886 μs	AUTO
Reference Level	-20.000 dBm	-20.000 dBm
Attenuation	0.000 dB	AUTO
Detector	MaxPeak	MaxPeak
SweepCount	200	200
Filter	3 dB	3 dB
Trace Mode	Max Hold	Max Hold
Sweeptype	FFT	AUTO
Preamp	off	off
Stablemode	Trace	Trace
Stablevalue	0.30 dB	0.30 dB
Run	73 / max. 150	max. 150
Stable	5 / 5	5
Max Stable Difference	0.06 dB	0.30 dB

## Occupied Channel Bandwidth 99% (5180 MHz; 10.000 dBm; 20 MHz)

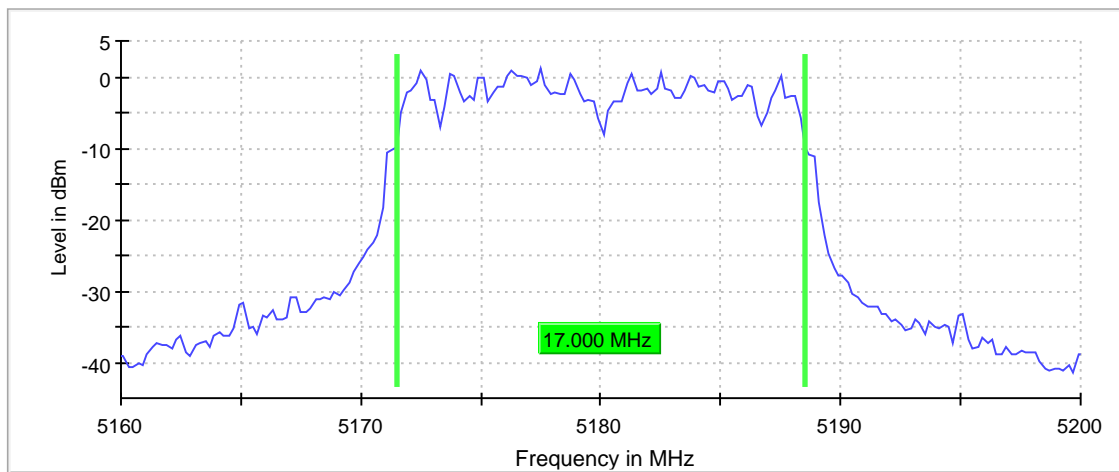
Test according to FCC title 47 part 15 §15.407(a),(e), KDB 789033 D02 General U-NII Test Procedures New Rules v02r01 and ANSI C63.10

### 99 % Bandwidth

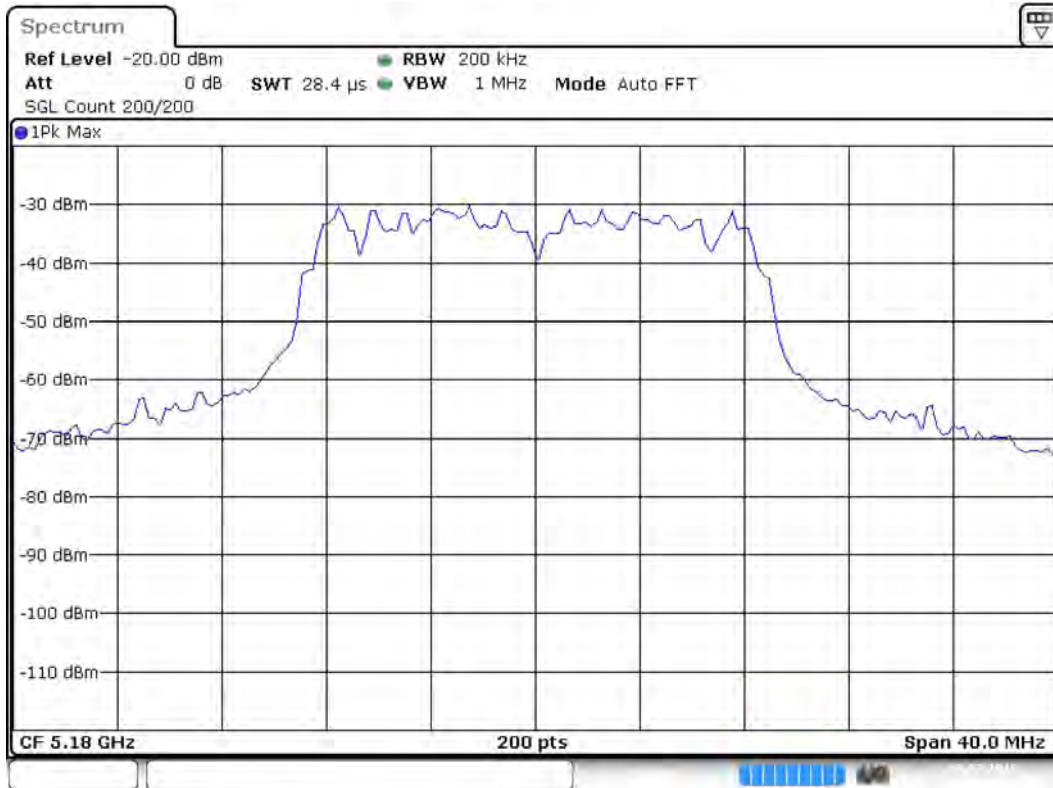
DUT Frequency (MHz)	Bandwidth (MHz)	Limit Min (MHz)	Limit Max (MHz)	Band Edge Left (MHz)	Band Edge Right (MHz)
5180.000000	17.000000	---	---	5171.500000	5188.500000

(continuation of the "99 % Bandwidth" table from column 6 ...)

DUT Frequency (MHz)	Result
5180.000000	PASS



Bandwidth



Date: 18 JUL 2018 09:59:07

### Measurement

Setting	Instrument Value	Target Value
Start Frequency	5.16000 GHz	5.16000 GHz
Stop Frequency	5.20000 GHz	5.20000 GHz
Span	40.000 MHz	40.000 MHz
RBW	200.000 kHz	<= 200.000 kHz
VBW	1.000 MHz	>= 600.000 kHz
SweepPoints	200	~ 200
SweepTime	28.443 μs	AUTO
Reference Level	-20.000 dBm	-20.000 dBm
Attenuation	0.000 dB	AUTO
Detector	MaxPeak	MaxPeak
SweepCount	200	200
Filter	3 dB	3 dB
Trace Mode	Max Hold	Max Hold
Sweeptype	FFT	AUTO
Preamp	off	off
Stablemode	Trace	Trace
Stablevalue	0.30 dB	0.30 dB
Run	29 / max. 150	max. 150
Stable	5 / 5	5
Max Stable Difference	0.24 dB	0.30 dB

## Band Edge low (5180 MHz; 10.000 dBm; 20 MHz)

Test according to FCC title 47 part 15 §15.407(b), KDB 789033 D02 General U-NII Test Procedures New Rules v02r01 and ANSI C63.10

### Result

DUT Frequency (MHz)	Result
5180.000000	PASS*

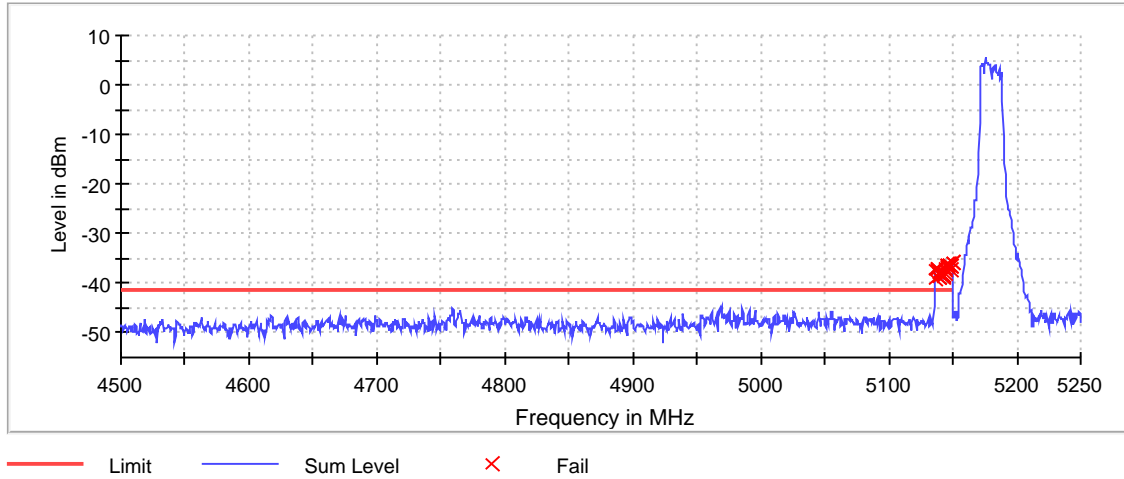
Measured spurs verified coming from support equipment and not the EUT (FTP mode)

### Inband Peak

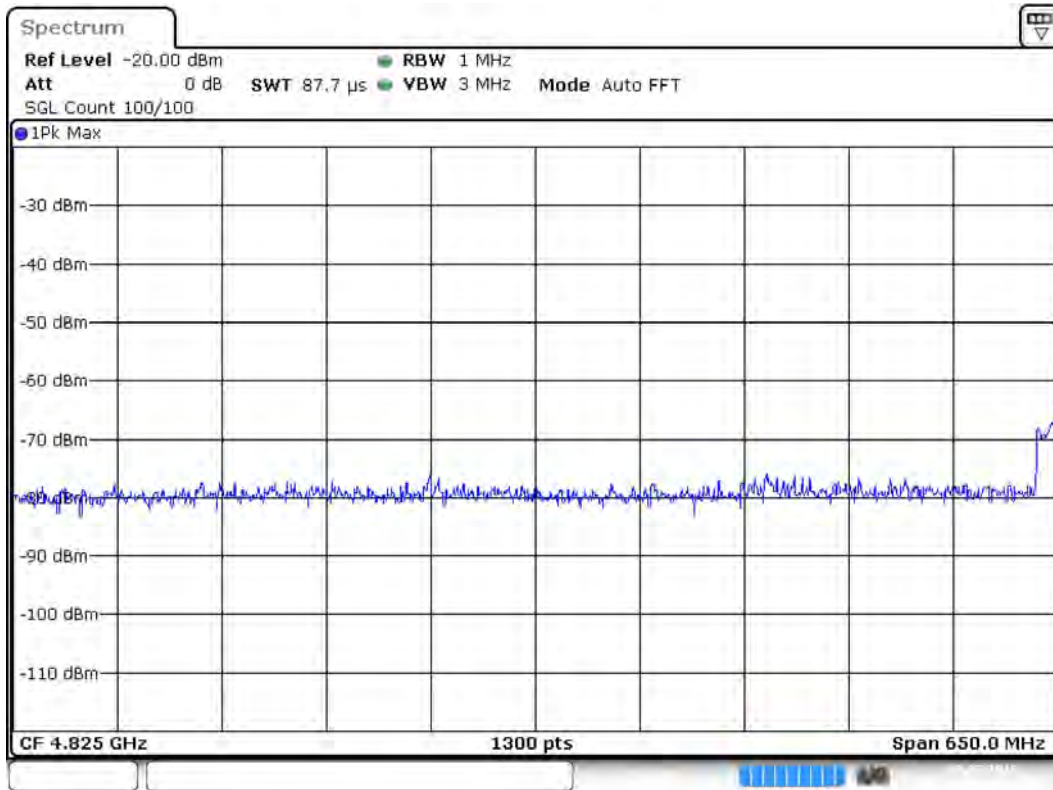
Frequency (MHz)	Level (dBm)
5175.750000	5.6

### Measurements

Frequency (MHz)	Level (dBm)	Margin (dB)	Limit (dBm)	Result
5149.750000	-35.8	-5.4	-41.2	FAIL
5149.250000	-35.9	-5.3	-41.2	FAIL
5146.750000	-36.1	-5.1	-41.2	FAIL
5147.250000	-36.1	-5.1	-41.2	FAIL
5145.750000	-36.1	-5.1	-41.2	FAIL
5146.250000	-36.1	-5.1	-41.2	FAIL
5145.250000	-36.1	-5.1	-41.2	FAIL
5144.750000	-36.5	-4.7	-41.2	FAIL
5148.750000	-36.5	-4.7	-41.2	FAIL
5147.750000	-36.6	-4.6	-41.2	FAIL
5137.250000	-36.8	-4.4	-41.2	FAIL
5137.750000	-36.8	-4.4	-41.2	FAIL
5144.250000	-37.0	-4.2	-41.2	FAIL
5148.250000	-37.1	-4.1	-41.2	FAIL
5138.250000	-37.3	-3.9	-41.2	FAIL
5143.750000	-37.3	-3.9	-41.2	FAIL
5136.750000	-37.3	-3.9	-41.2	FAIL
5143.250000	-37.9	-3.3	-41.2	FAIL
5138.750000	-37.9	-3.3	-41.2	FAIL
5140.750000	-37.9	-3.3	-41.2	FAIL
5141.250000	-38.0	-3.2	-41.2	FAIL
5140.250000	-38.2	-3.0	-41.2	FAIL
5142.750000	-38.3	-2.9	-41.2	FAIL
5142.250000	-38.4	-2.8	-41.2	FAIL
5141.750000	-38.6	-2.6	-41.2	FAIL
5139.250000	-38.6	-2.6	-41.2	FAIL
5139.750000	-38.8	-2.4	-41.2	FAIL
5136.250000	-39.0	-2.2	-41.2	FAIL

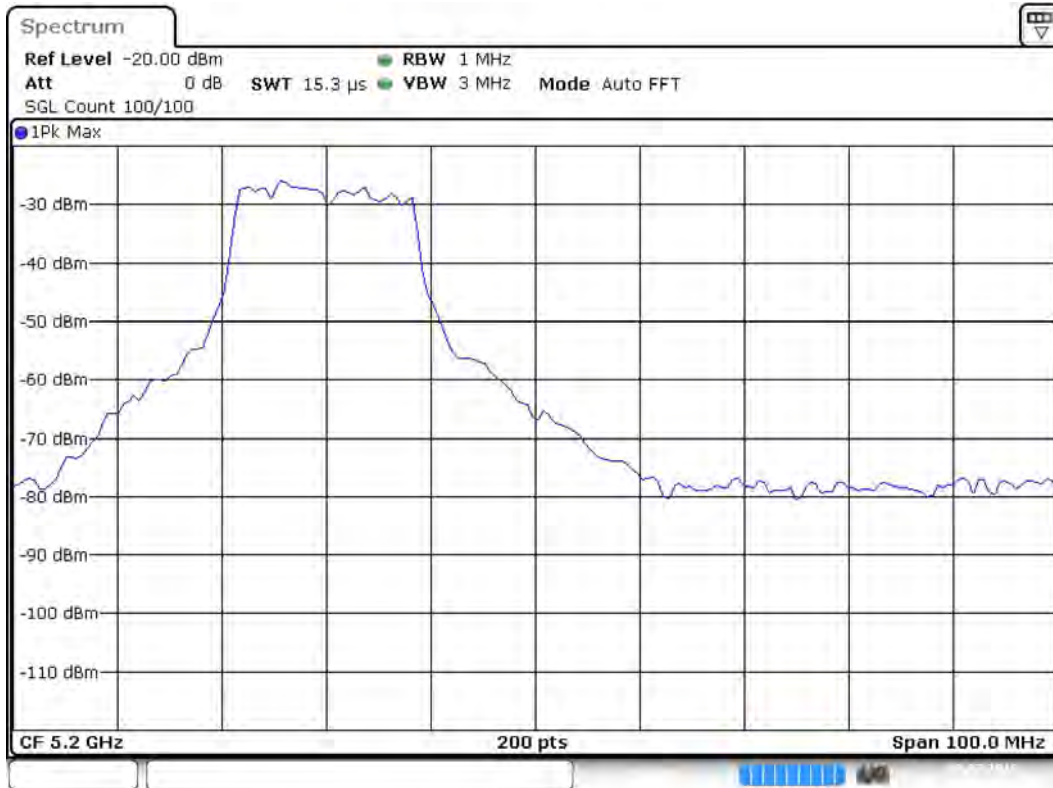


Band Edge Connector 1\_0



Date: 18 JUL 2018 10:00:06

Band Edge Connector 1\_1



Date: 18 JUL 2018 10:00:38

### Measurement 1

Setting	Instrument Value	Target Value
Start Frequency	5.15000 GHz	5.15000 GHz
Stop Frequency	5.25000 GHz	5.25000 GHz
Span	100.000 MHz	100.000 MHz
RBW	1.000 MHz	<= 1.000 MHz
VBW	3.000 MHz	>= 3.000 MHz
SweepPoints	200	~ 200
SweepTime	15.250 μs	AUTO
Reference Level	-20.000 dBm	-20.000 dBm
Attenuation	0.000 dB	AUTO
Detector	MaxPeak	MaxPeak
SweepCount	100	100
Filter	3 dB	3 dB
Trace Mode	Max Hold	Max Hold
Sweeptype	FFT	AUTO
Preamp	off	off
Stablemode	Trace	Trace
Stablevalue	0.50 dB	0.50 dB
Run	19 / max. 150	max. 150
Stable	3 / 3	3
Max Stable Difference	0.00 dB	0.50 dB

### Measurement 2

Setting	Instrument Value	Target Value
Start Frequency	4.50000 GHz	4.50000 GHz
Stop Frequency	5.15000 GHz	5.15000 GHz
Span	650.000 MHz	650.000 MHz



---

Setting	Instrument Value	Target Value
RBW	1.000 MHz	<= 1.000 MHz
VBW	3.000 MHz	>= 3.000 MHz
SweepPoints	1300	~ 1300
SweepTime	87.688 $\mu$ s	AUTO
Reference Level	-20.000 dBm	-20.000 dBm
Attenuation	0.000 dB	AUTO
Detector	MaxPeak	MaxPeak
SweepCount	100	100
Filter	3 dB	3 dB
Trace Mode	Max Hold	Max Hold
SweepType	FFT	AUTO
Preamp	off	off
Stablemode	Trace	Trace
Stablevalue	0.50 dB	0.50 dB
Run	7 / max. 150	max. 150
Stable	3 / 3	3
Max Stable Difference	0.00 dB	0.50 dB

## Emission Bandwidth 26 dB (5200 MHz; 10.000 dBm; 20 MHz)

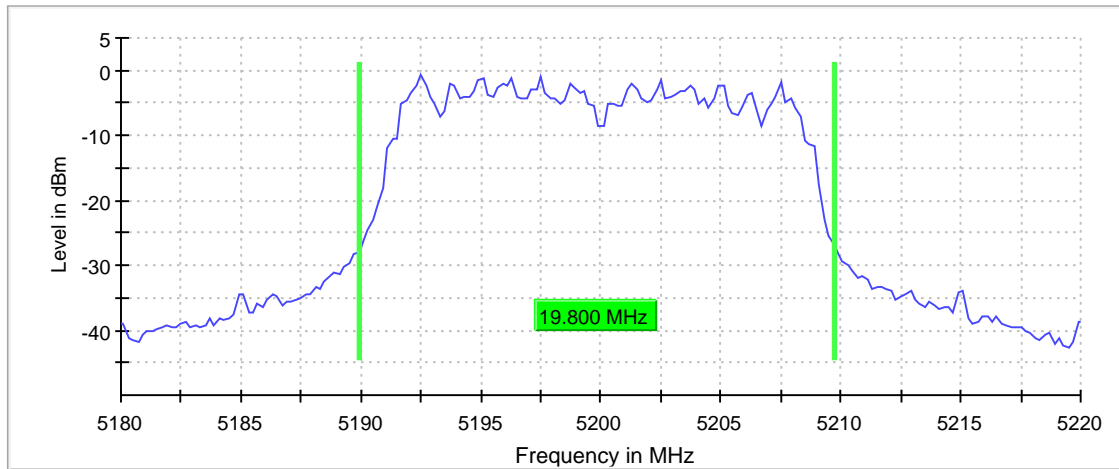
Test according to FCC title 47 part 15 §15.407(a),(e), KDB 789033 D02 General U-NII Test Procedures New Rules v02r01 and ANSI C63.10

### 26 dB Bandwidth

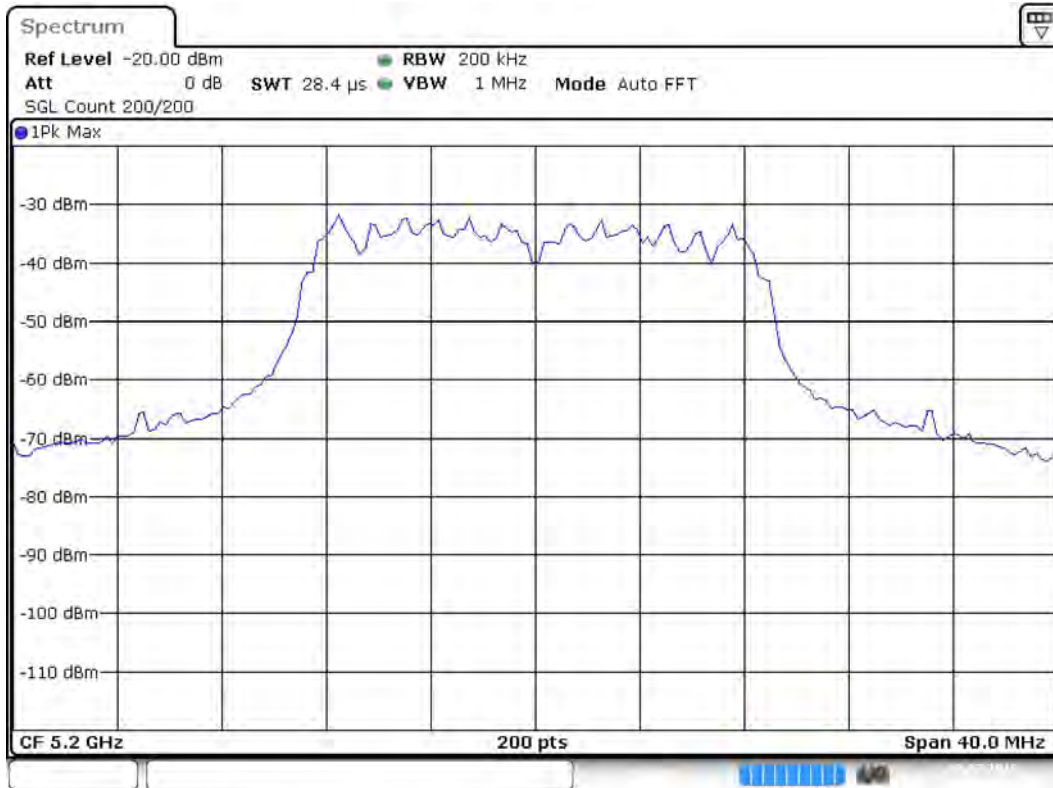
DUT Frequency (MHz)	Bandwidth (MHz)	Limit Min (MHz)	Limit Max (MHz)	Band Edge Left (MHz)	Band Edge Right (MHz)
5200.000000	19.800000	---	---	5189.900000	5209.700000

(continuation of the "26 dB Bandwidth" table from column 6 ...)

DUT Frequency (MHz)	Max Level (dBm)	Result
5200.000000	-0.6	PASS



Bandwidth



Date: 18 JUL 2018 10:03:57

### Measurement

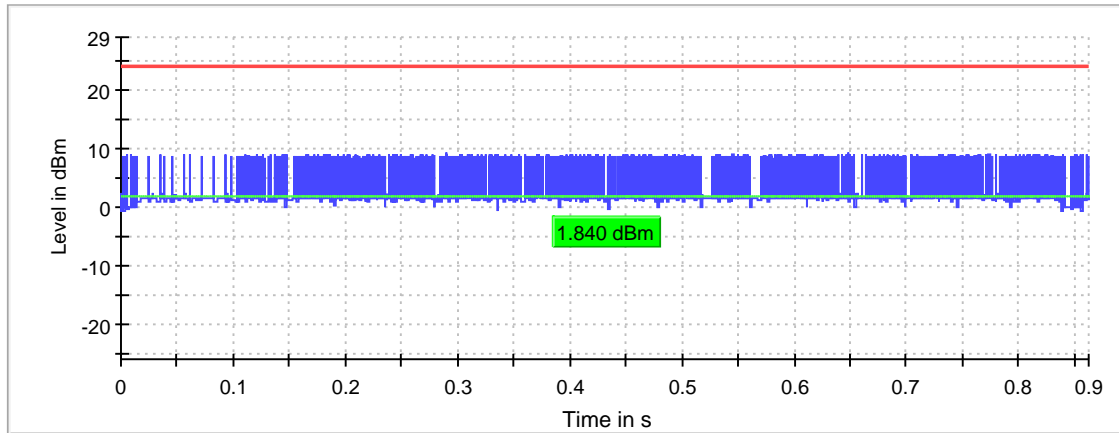
Setting	Instrument Value	Target Value
Start Frequency	5.18000 GHz	5.18000 GHz
Stop Frequency	5.22000 GHz	5.22000 GHz
Span	40.000 MHz	40.000 MHz
RBW	200.000 kHz	~ 200.000 kHz
VBW	1.000 MHz	>= 600.000 kHz
SweepPoints	200	~ 200
SweepTime	28.443 μs	AUTO
Reference Level	-20.000 dBm	-20.000 dBm
Attenuation	0.000 dB	AUTO
Detector	MaxPeak	MaxPeak
SweepCount	200	200
Filter	3 dB	3 dB
Trace Mode	Max Hold	Max Hold
Sweeptype	FFT	AUTO
Preamp	off	off
Stablemode	Trace	Trace
Stablevalue	0.30 dB	0.30 dB
Run	48 / max. 150	max. 150
Stable	5 / 5	5
Max Stable Difference	0.00 dB	0.30 dB

## RF output power (5200 MHz; 10.000 dBm; 20 MHz)

Test according to FCC title 47 part 15 §15.407(a), KDB 789033 D02 General U-NII Test Procedures New Rules v02r01 and ANSI C63.10

### Result

DUT Frequency (MHz)	Gated RMS (dBm)	Limit Max (dBm)	Gated EIRP (dBm)	DutyCycle (%)	Result
5200.000000	1.8	24.0	1.8	86.573	PASS



— Gated Trace    — Overall    — Limit

## Power Spectral Density (5200 MHz; 10.000 dBm; 20 MHz)

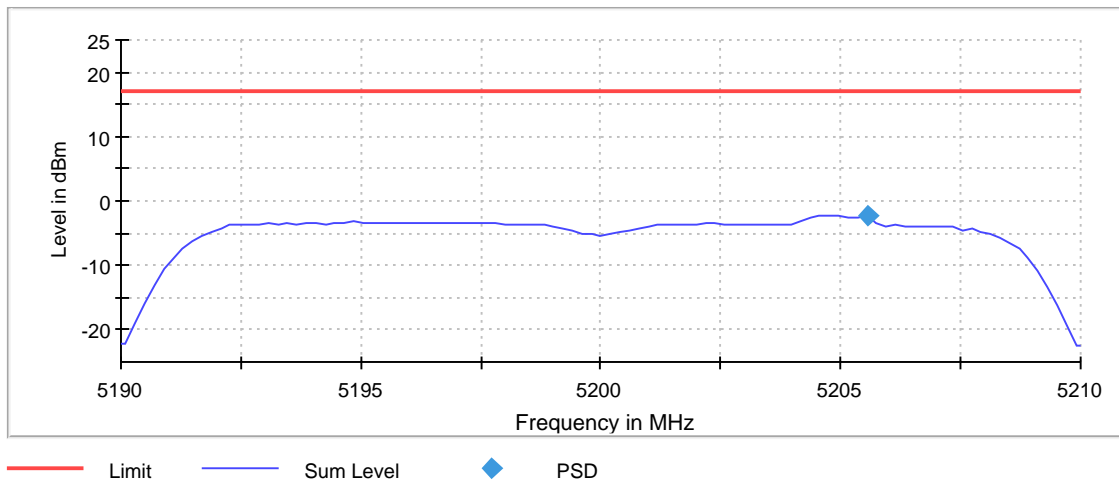
Test according to FCC title 47 part 15 §15.407(a), KDB 789033 D02 General U-NII Test Procedures New Rules v02r01 and ANSI C63.10

### Result

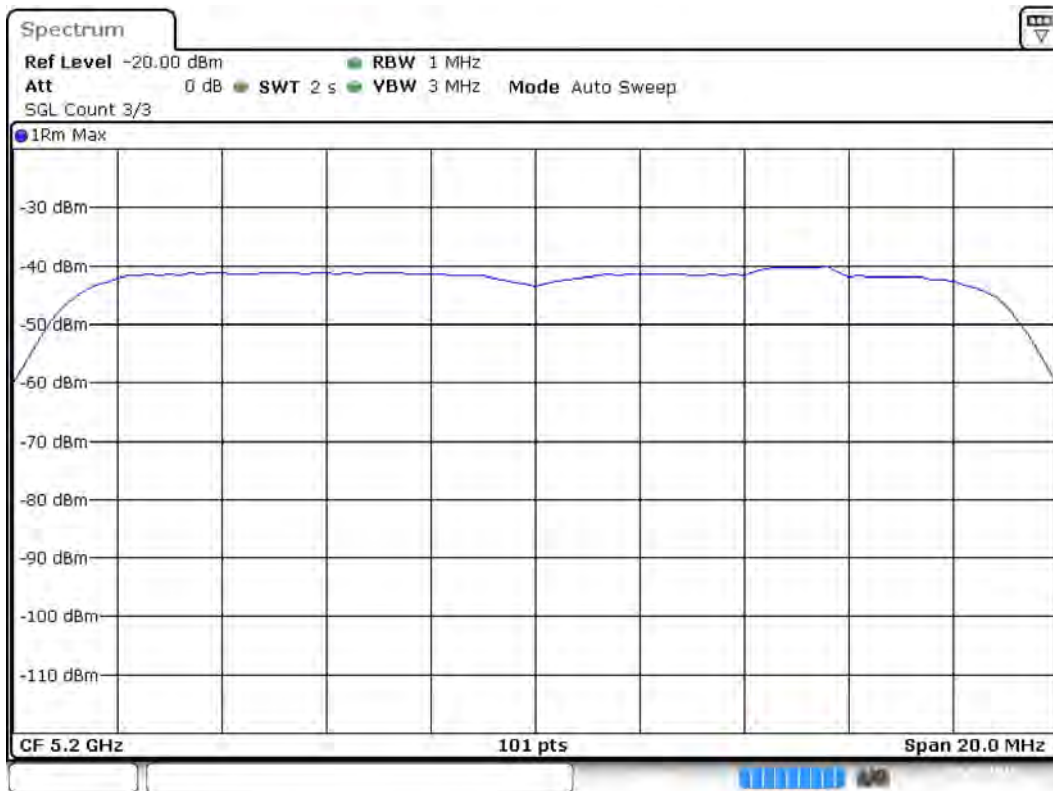
DUT Frequency (MHz)	Frequency (MHz)	PSD (dBm)	Limit Max (dBm)	Result
5200.000000	5205.544554	-2.272	17.0	PASS

### Ports

Port	Duty Cycle (%)
1	21.763



PSD Connector 1



Date: 18 JUL 2018 10:05:03

### Measurement

Setting	Instrument Value	Target Value
Start Frequency	5.19000 GHz	5.19000 GHz
Stop Frequency	5.21000 GHz	5.21000 GHz
Span	20.000 MHz	20.000 MHz
RBW	1.000 MHz	<= 1.000 MHz
VBW	3.000 MHz	>= 3.000 MHz
SweepPoints	101	~ 40
SweepTime	2.020 s	2.020 s
Reference Level	-20.000 dBm	-20.000 dBm
Attenuation	0.000 dB	AUTO
Detector	RMS	RMS
SweepCount	3	3
Filter	3 dB	3 dB
Trace Mode	Max Hold	Max Hold
SweepType	Sweep	AUTO
Preamp	off	off
Stablemode	Trace	Trace
Stablevalue	0.30 dB	0.30 dB
Run	8 / max. 15	max. 15
Stable	3 / 3	3
Max Stable Difference	0.13 dB	0.30 dB

## Minimum Emission Bandwidth 6 dB (5200 MHz; 10.000 dBm; 20 MHz)

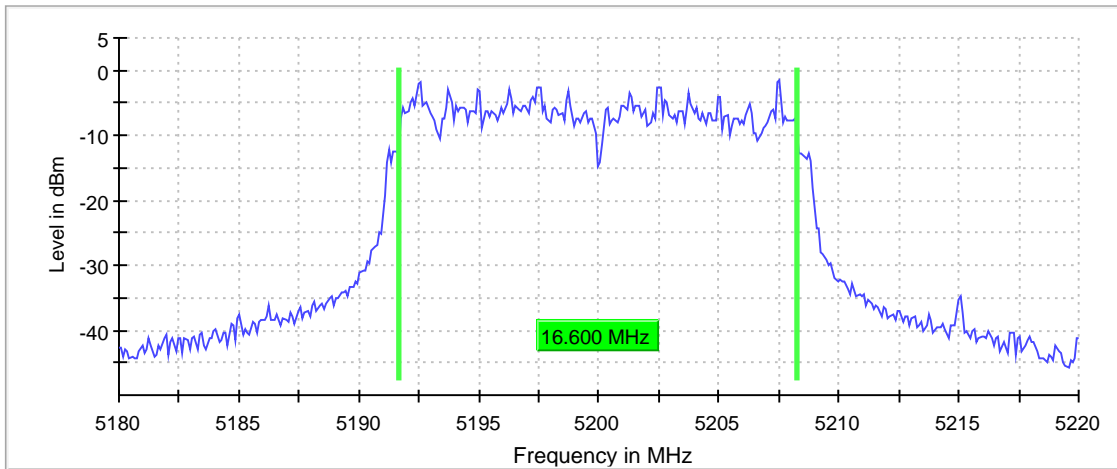
Test according to FCC title 47 part 15 §15.407(a),(e), KDB 789033 D02 General U-NII Test Procedures New Rules v02r01 and ANSI C63.10

### 6 dB Bandwidth

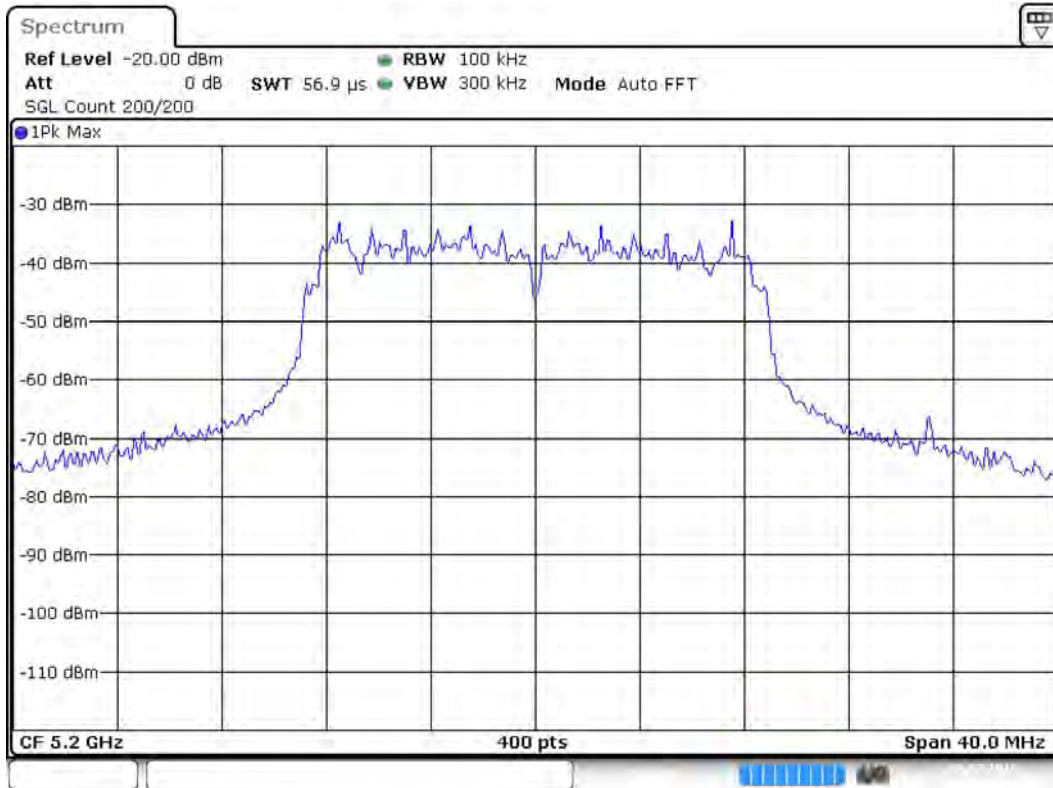
DUT Frequency (MHz)	Bandwidth (MHz)	Limit Min (MHz)	Limit Max (MHz)	Band Edge Left (MHz)	Band Edge Right (MHz)
5200.000000	16.600000	---	---	5191.650000	5208.250000

(continuation of the "6 dB Bandwidth" table from column 6 ...)

DUT Frequency (MHz)	Max Level (dBm)	Result
5200.000000	-1.6	PASS



Bandwidth



Date: 18. JUL 2018 10:06:27

### Measurement

Setting	Instrument Value	Target Value
Start Frequency	5.18000 GHz	5.18000 GHz
Stop Frequency	5.22000 GHz	5.22000 GHz
Span	40.000 MHz	40.000 MHz
RBW	100.000 kHz	~ 100.000 kHz
VBW	300.000 kHz	~ 300.000 kHz
SweepPoints	400	~ 400
SweepTime	56.886 μs	AUTO
Reference Level	-20.000 dBm	-20.000 dBm
Attenuation	0.000 dB	AUTO
Detector	MaxPeak	MaxPeak
SweepCount	200	200
Filter	3 dB	3 dB
Trace Mode	Max Hold	Max Hold
Sweeptype	FFT	AUTO
Preamp	off	off
Stablemode	Trace	Trace
Stablevalue	0.30 dB	0.30 dB
Run	60 / max. 150	max. 150
Stable	5 / 5	5
Max Stable Difference	0.00 dB	0.30 dB



# Minimum Emission Bandwidth 6 dB(2) (5200 MHz; 10.000 dBm; 20 MHz)

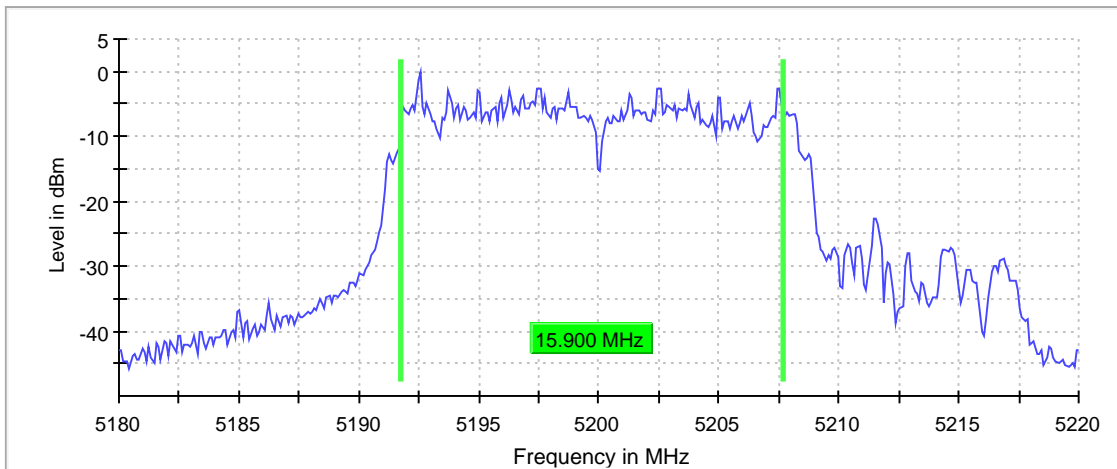
Test according to FCC title 47 part 15 §15.407(a),(e), KDB 789033 D02 General U-NII Test Procedures New Rules v02r01 and ANSI C63.10

## 6 dB Bandwidth

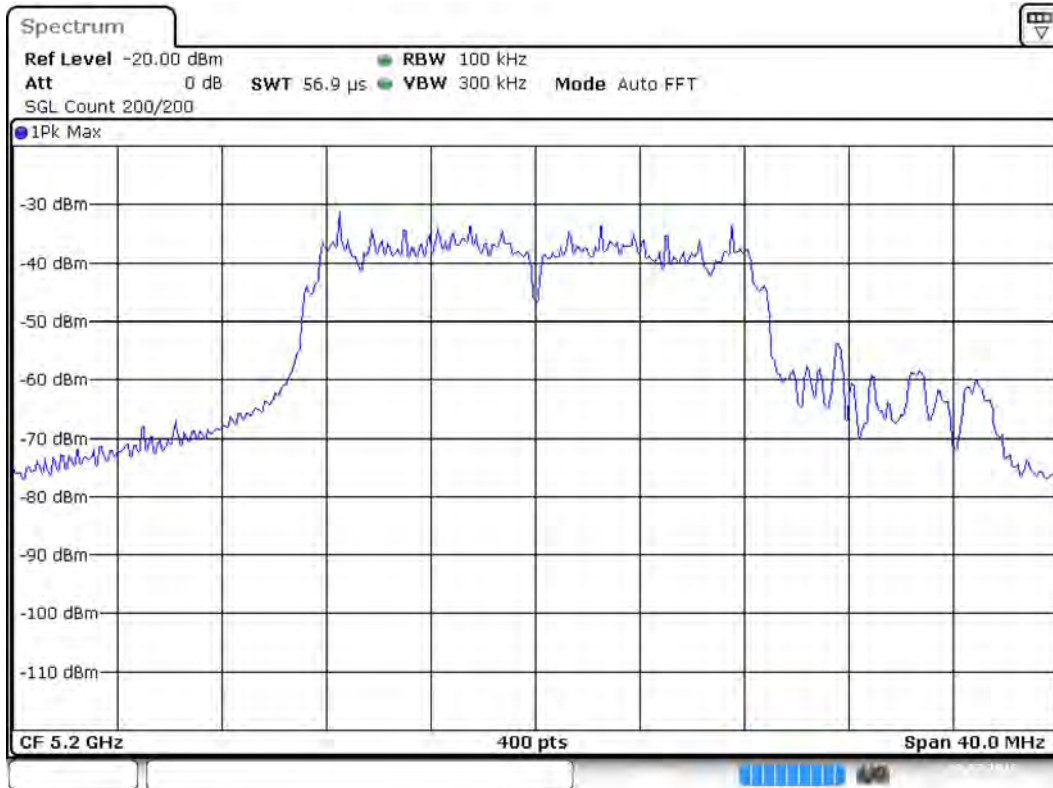
DUT Frequency (MHz)	Bandwidth (MHz)	Limit Min (MHz)	Limit Max (MHz)	Band Edge Left (MHz)	Band Edge Right (MHz)
5200.000000	15.900000	---	---	5191.750000	5207.650000

(continuation of the "6 dB Bandwidth" table from column 6 ...)

DUT Frequency (MHz)	Max Level (dBm)	Result
5200.000000	-0.1	PASS



Bandwidth



Date: 18. JUL 2018 10:08:18

## Measurement

Setting	Instrument Value	Target Value
Start Frequency	5.18000 GHz	5.18000 GHz
Stop Frequency	5.22000 GHz	5.22000 GHz
Span	40.000 MHz	40.000 MHz
RBW	100.000 kHz	~ 100.000 kHz
VBW	300.000 kHz	~ 300.000 kHz
SweepPoints	400	~ 400
SweepTime	56.886 μs	AUTO
Reference Level	-20.000 dBm	-20.000 dBm
Attenuation	0.000 dB	AUTO
Detector	MaxPeak	MaxPeak
SweepCount	200	200
Filter	3 dB	3 dB
Trace Mode	Max Hold	Max Hold
Sweeptype	FFT	AUTO
Preamp	off	off
Stablemode	Trace	Trace
Stablevalue	0.30 dB	0.30 dB
Run	81 / max. 150	max. 150
Stable	5 / 5	5
Max Stable Difference	0.00 dB	0.30 dB

## Occupied Channel Bandwidth 99% (5200 MHz; 10.000 dBm; 20 MHz)

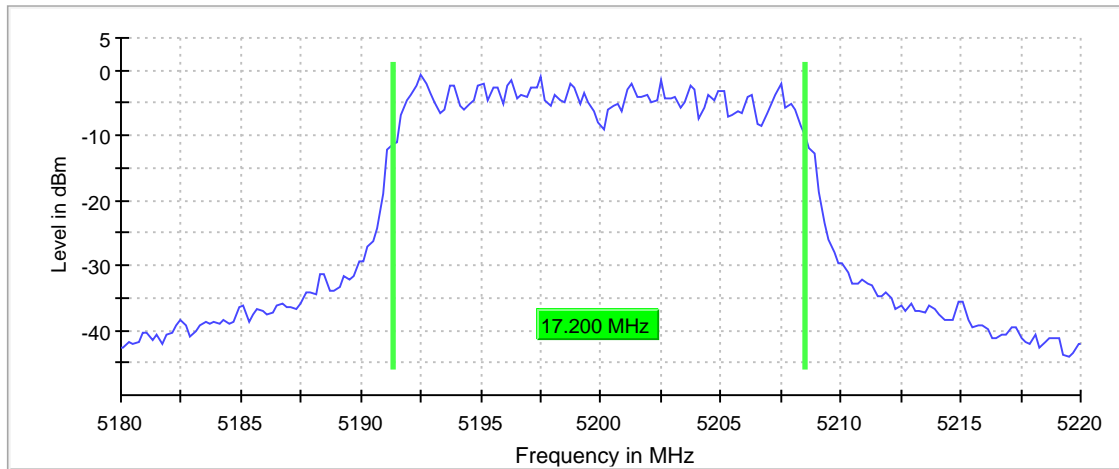
Test according to FCC title 47 part 15 §15.407(a),(e), KDB 789033 D02 General U-NII Test Procedures New Rules v02r01 and ANSI C63.10

### 99 % Bandwidth

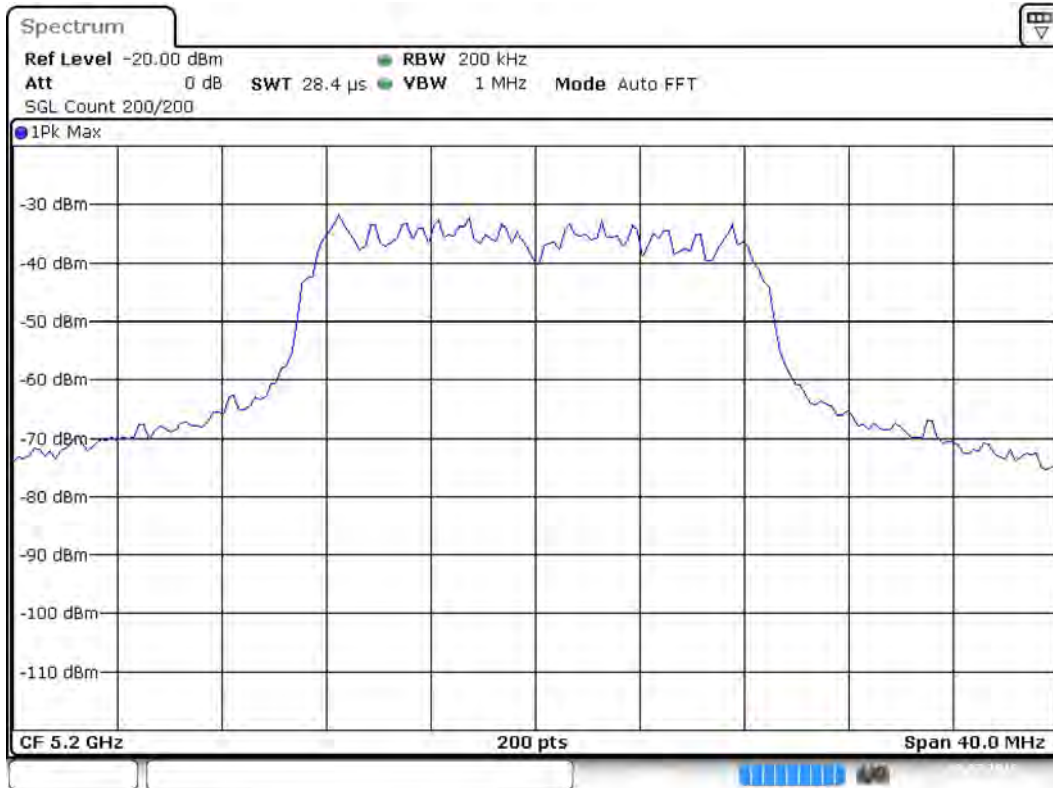
DUT Frequency (MHz)	Bandwidth (MHz)	Limit Min (MHz)	Limit Max (MHz)	Band Edge Left (MHz)	Band Edge Right (MHz)
5200.000000	17.200000	---	---	5191.300000	5208.500000

(continuation of the "99 % Bandwidth" table from column 6 ...)

DUT Frequency (MHz)	Result
5200.000000	PASS



Bandwidth



Date: 18 JUL 2018 10:08:47

## Measurement

Setting	Instrument Value	Target Value
Start Frequency	5.18000 GHz	5.18000 GHz
Stop Frequency	5.22000 GHz	5.22000 GHz
Span	40.000 MHz	40.000 MHz
RBW	200.000 kHz	<= 200.000 kHz
VBW	1.000 MHz	>= 600.000 kHz
SweepPoints	200	~ 200
SweepTime	28.443 μs	AUTO
Reference Level	-20.000 dBm	-20.000 dBm
Attenuation	0.000 dB	AUTO
Detector	MaxPeak	MaxPeak
SweepCount	200	200
Filter	3 dB	3 dB
Trace Mode	Max Hold	Max Hold
Sweeptype	FFT	AUTO
Preamp	off	off
Stablemode	Trace	Trace
Stablevalue	0.30 dB	0.30 dB
Run	20 / max. 150	max. 150
Stable	5 / 5	5
Max Stable Difference	0.00 dB	0.30 dB

## Emission Bandwidth 26 dB (5240 MHz; 10.000 dBm; 20 MHz)

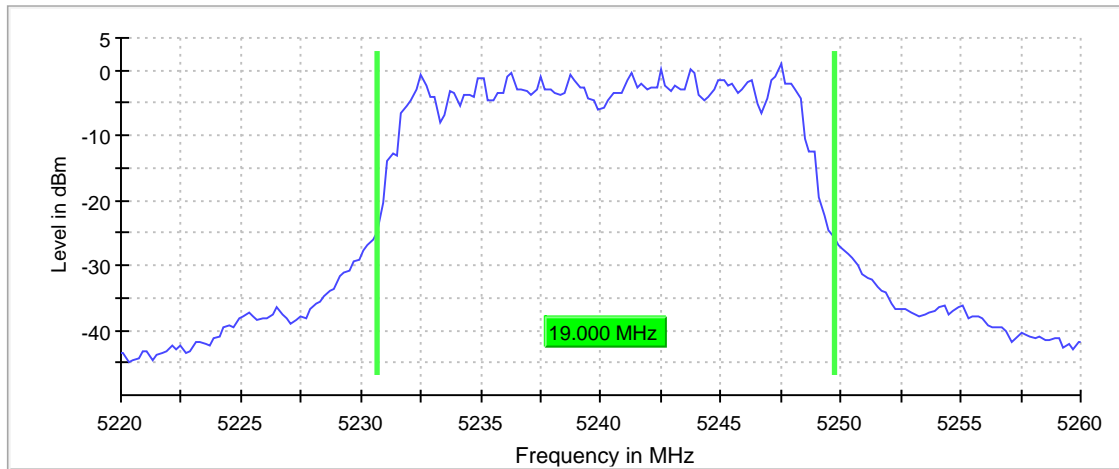
Test according to FCC title 47 part 15 §15.407(a),(e), KDB 789033 D02 General U-NII Test Procedures New Rules v02r01 and ANSI C63.10

### 26 dB Bandwidth

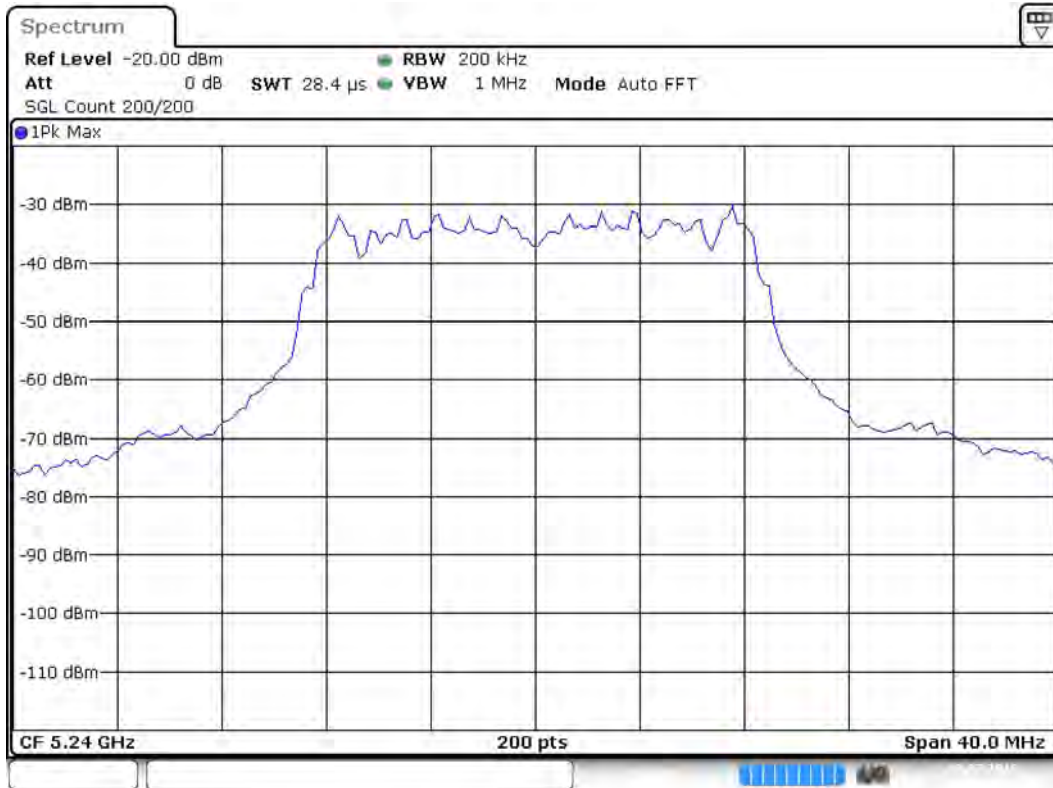
DUT Frequency (MHz)	Bandwidth (MHz)	Limit Min (MHz)	Limit Max (MHz)	Band Edge Left (MHz)	Band Edge Right (MHz)
5240.000000	19.000000	---	---	5230.700000	5249.700000

(continuation of the "26 dB Bandwidth" table from column 6 ...)

DUT Frequency (MHz)	Max Level (dBm)	Result
5240.000000	1.1	PASS



Bandwidth



Date: 18 JUL 2018 10:12:25

### Measurement

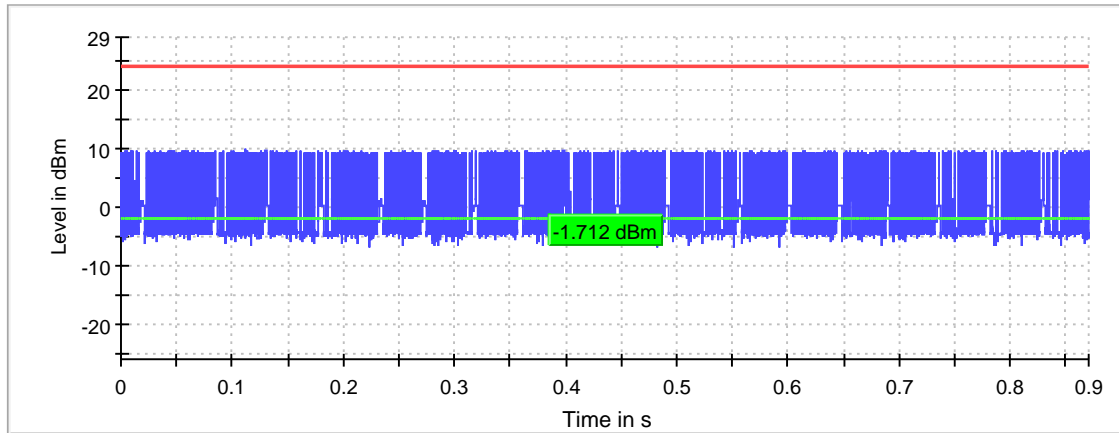
Setting	Instrument Value	Target Value
Start Frequency	5.22000 GHz	5.22000 GHz
Stop Frequency	5.26000 GHz	5.26000 GHz
Span	40.000 MHz	40.000 MHz
RBW	200.000 kHz	~ 200.000 kHz
VBW	1.000 MHz	>= 600.000 kHz
SweepPoints	200	~ 200
SweepTime	28.443 μs	AUTO
Reference Level	-20.000 dBm	-20.000 dBm
Attenuation	0.000 dB	AUTO
Detector	MaxPeak	MaxPeak
SweepCount	200	200
Filter	3 dB	3 dB
Trace Mode	Max Hold	Max Hold
Sweeptype	FFT	AUTO
Preamp	off	off
Stablemode	Trace	Trace
Stablevalue	0.30 dB	0.30 dB
Run	92 / max. 150	max. 150
Stable	5 / 5	5
Max Stable Difference	0.00 dB	0.30 dB

## RF output power (5240 MHz; 10.000 dBm; 20 MHz)

Test according to FCC title 47 part 15 §15.407(a), KDB 789033 D02 General U-NII Test Procedures New Rules v02r01 and ANSI C63.10

### Result

DUT Frequency (MHz)	Gated RMS (dBm)	Limit Max (dBm)	Gated EIRP (dBm)	DutyCycle (%)	Result
5240.000000	-1.7	24.0	-1.7	87.102	PASS



## Power Spectral Density (5240 MHz; 10.000 dBm; 20 MHz)

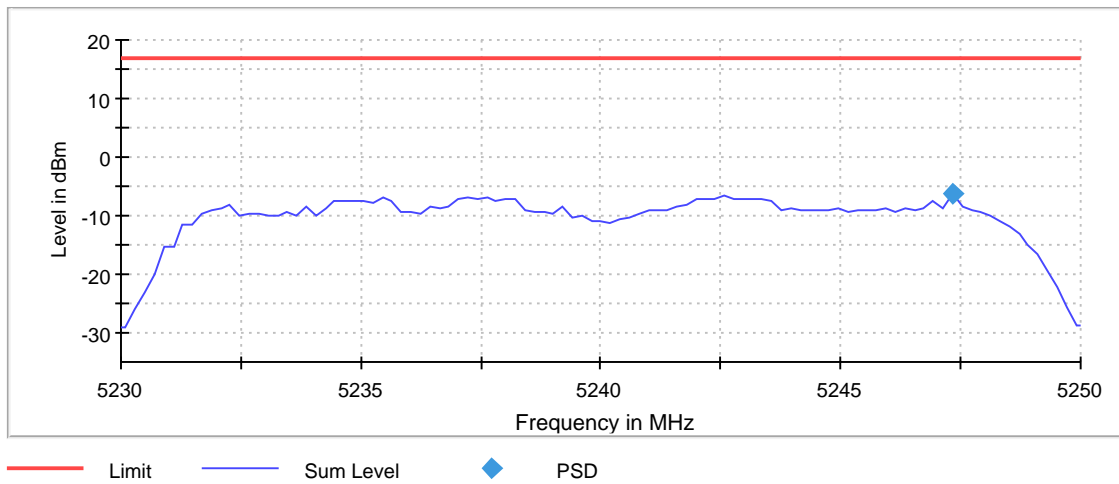
Test according to FCC title 47 part 15 §15.407(a), KDB 789033 D02 General U-NII Test Procedures New Rules v02r01 and ANSI C63.10

### Result

DUT Frequency (MHz)	Frequency (MHz)	PSD (dBm)	Limit Max (dBm)	Result
5240.000000	5247.326733	-6.235	17.0	PASS

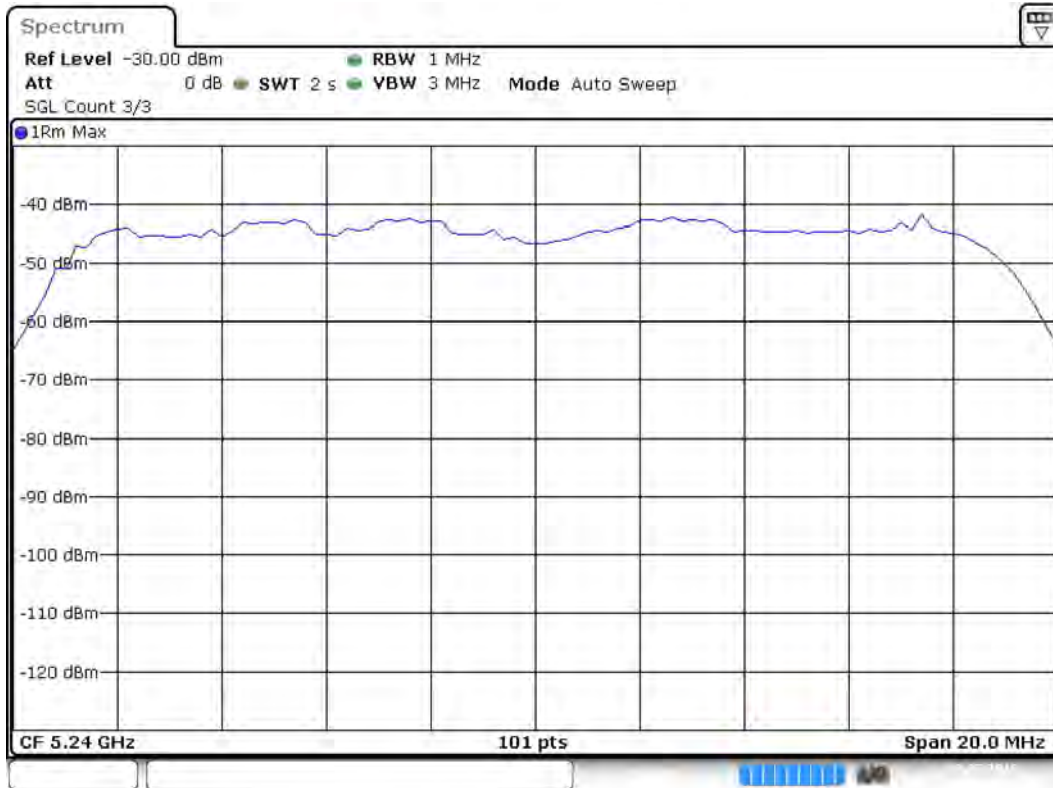
### Ports

Port	Duty Cycle (%)
1	37.057



PSD Connector 1





Date: 18 JUL 2018 10:14:17

## Measurement

Setting	Instrument Value	Target Value
Start Frequency	5.23000 GHz	5.23000 GHz
Stop Frequency	5.25000 GHz	5.25000 GHz
Span	20.000 MHz	20.000 MHz
RBW	1.000 MHz	<= 1.000 MHz
VBW	3.000 MHz	>= 3.000 MHz
SweepPoints	101	~ 40
SweepTime	2.020 s	2.020 s
Reference Level	-30.000 dBm	-30.000 dBm
Attenuation	0.000 dB	AUTO
Detector	RMS	RMS
SweepCount	3	3
Filter	3 dB	3 dB
Trace Mode	Max Hold	Max Hold
SweepType	Sweep	AUTO
Preamp	off	off
Stablemode	Trace	Trace
Stablevalue	0.30 dB	0.30 dB
Run	15 / max. 15	max. 15
Stable	1 / 3	3
Max Stable Difference	0.11 dB	0.30 dB

## Minimum Emission Bandwidth 6 dB (5240 MHz; 10.000 dBm; 20 MHz)

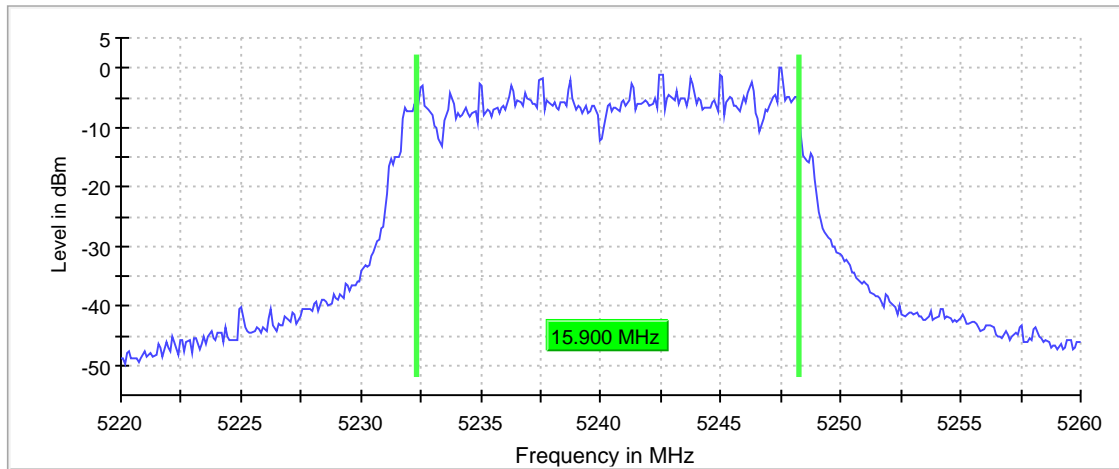
Test according to FCC title 47 part 15 §15.407(a),(e), KDB 789033 D02 General U-NII Test Procedures New Rules v02r01 and ANSI C63.10

### 6 dB Bandwidth

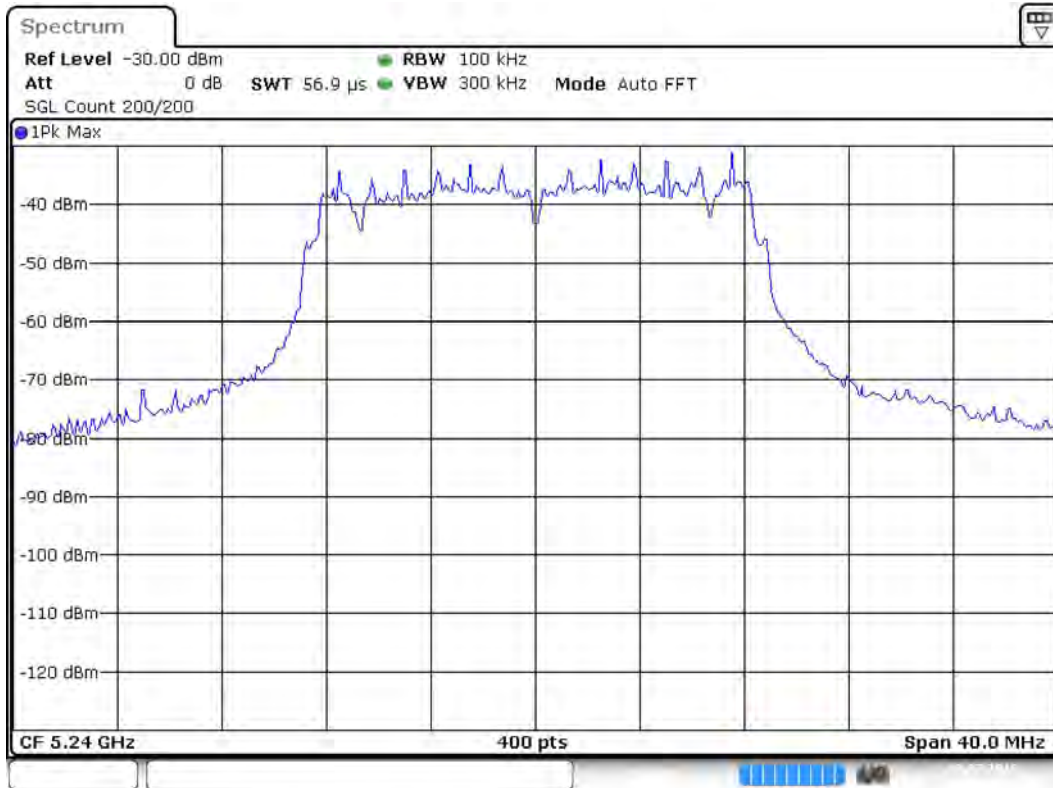
DUT Frequency (MHz)	Bandwidth (MHz)	Limit Min (MHz)	Limit Max (MHz)	Band Edge Left (MHz)	Band Edge Right (MHz)
5240.000000	15.900000	---	---	5232.350000	5248.250000

(continuation of the "6 dB Bandwidth" table from column 6 ...)

DUT Frequency (MHz)	Max Level (dBm)	Result
5240.000000	0.1	PASS



Bandwidth



Date: 18 JUL 2018 10:15:33

### Measurement

Setting	Instrument Value	Target Value
Start Frequency	5.22000 GHz	5.22000 GHz
Stop Frequency	5.26000 GHz	5.26000 GHz
Span	40.000 MHz	40.000 MHz
RBW	100.000 kHz	~ 100.000 kHz
VBW	300.000 kHz	~ 300.000 kHz
SweepPoints	400	~ 400
SweepTime	56.886 μs	AUTO
Reference Level	-30.000 dBm	-30.000 dBm
Attenuation	0.000 dB	AUTO
Detector	MaxPeak	MaxPeak
SweepCount	200	200
Filter	3 dB	3 dB
Trace Mode	Max Hold	Max Hold
Sweeptype	FFT	AUTO
Preamp	off	off
Stablemode	Trace	Trace
Stablevalue	0.30 dB	0.30 dB
Run	55 / max. 150	max. 150
Stable	5 / 5	5
Max Stable Difference	0.00 dB	0.30 dB

## Occupied Channel Bandwidth 99% (5240 MHz; 10.000 dBm; 20 MHz)

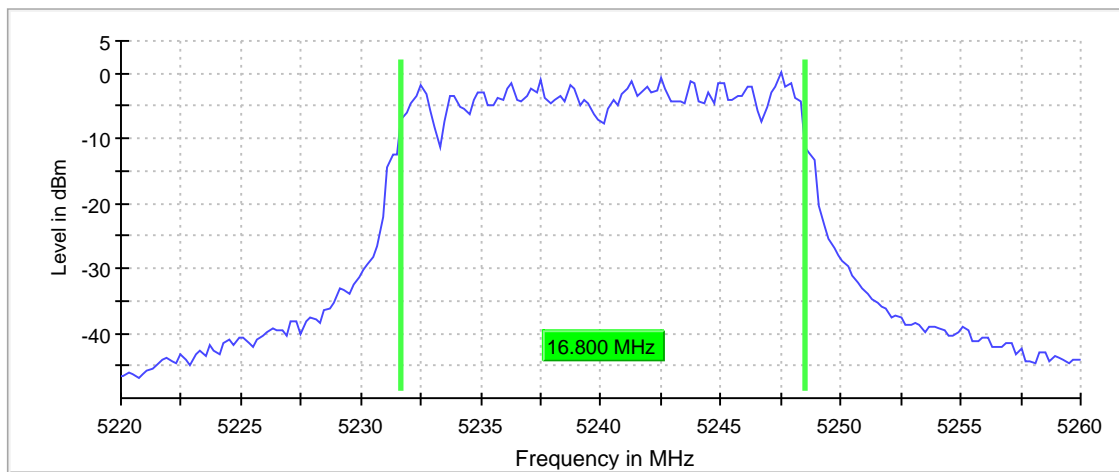
Test according to FCC title 47 part 15 §15.407(a),(e), KDB 789033 D02 General U-NII Test Procedures New Rules v02r01 and ANSI C63.10

### 99 % Bandwidth

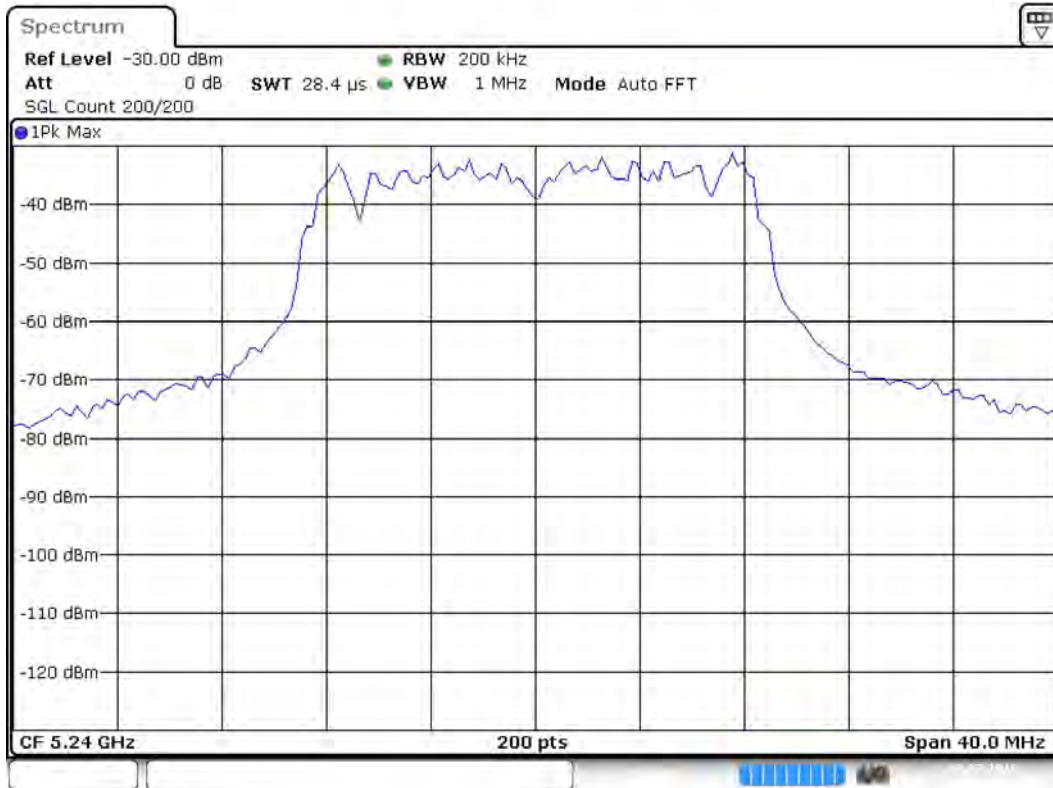
DUT Frequency (MHz)	Bandwidth (MHz)	Limit Min (MHz)	Limit Max (MHz)	Band Edge Left (MHz)	Band Edge Right (MHz)
5240.000000	16.800000	---	---	5231.700000	5248.500000

(continuation of the "99 % Bandwidth" table from column 6 ...)

DUT Frequency (MHz)	Result
5240.000000	PASS



Bandwidth



Date: 18 JUL 2018 10:16:18

### Measurement

Setting	Instrument Value	Target Value
Start Frequency	5.22000 GHz	5.22000 GHz
Stop Frequency	5.26000 GHz	5.26000 GHz
Span	40.000 MHz	40.000 MHz
RBW	200.000 kHz	<= 200.000 kHz
VBW	1.000 MHz	>= 600.000 kHz
SweepPoints	200	~ 200
SweepTime	28.443 μs	AUTO
Reference Level	-30.000 dBm	-30.000 dBm
Attenuation	0.000 dB	AUTO
Detector	MaxPeak	MaxPeak
SweepCount	200	200
Filter	3 dB	3 dB
Trace Mode	Max Hold	Max Hold
Sweeptype	FFT	AUTO
Preamp	off	off
Stablemode	Trace	Trace
Stablevalue	0.30 dB	0.30 dB
Run	33 / max. 150	max. 150
Stable	5 / 5	5
Max Stable Difference	0.00 dB	0.30 dB

## Band Edge high (5240 MHz; 10.000 dBm; 20 MHz)

Test according to FCC title 47 part 15 §15.407(b), KDB 789033 D02 General U-NII Test Procedures New Rules v02r01 and ANSI C63.10

### Result

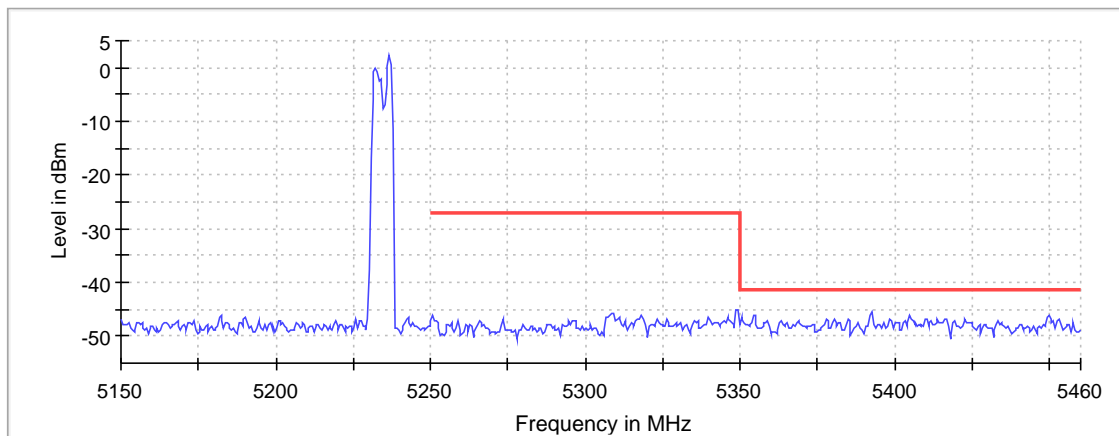
DUT Frequency (MHz)	Result
5240.000000	PASS

### Inband Peak

Frequency (MHz)	Level (dBm)
5236.750000	2.4

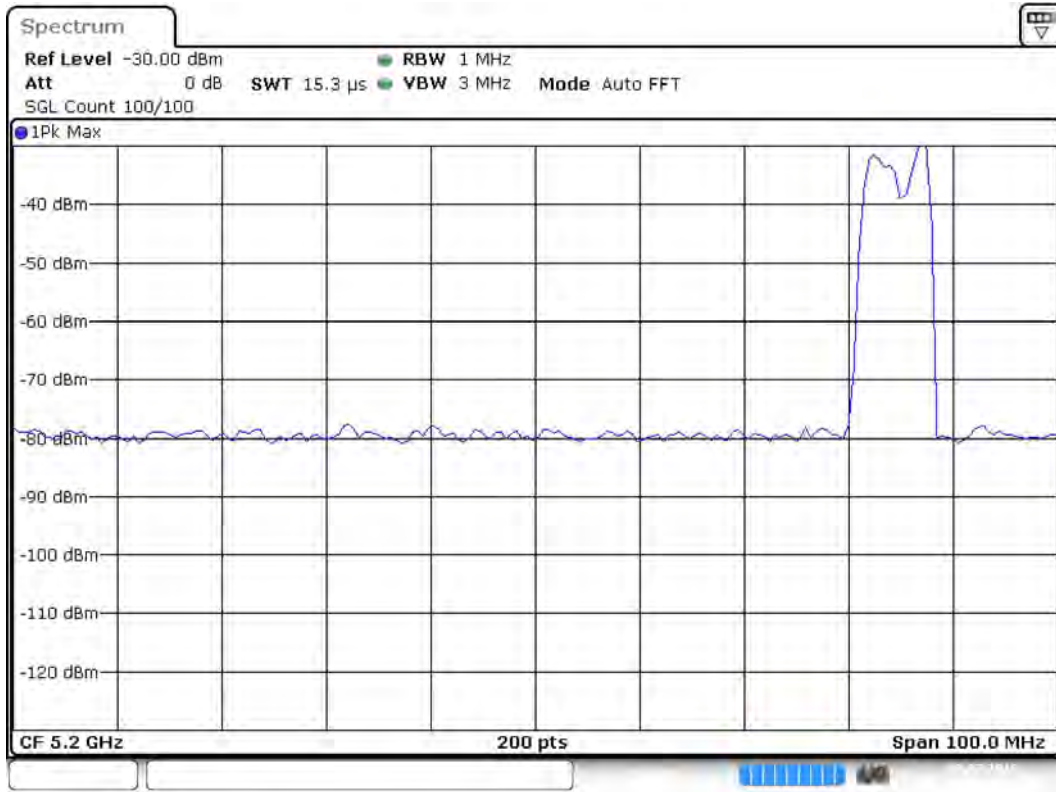
### Measurements

Frequency (MHz)	Level (dBm)	Margin (dB)	Limit (dBm)	Result
5392.250000	-45.3	4.1	-41.2	PASS
5392.750000	-45.6	4.4	-41.2	PASS
5391.750000	-46.0	4.8	-41.2	PASS
5354.250000	-46.1	4.9	-41.2	PASS
5354.750000	-46.2	5.0	-41.2	PASS
5449.750000	-46.2	5.0	-41.2	PASS
5404.750000	-46.2	5.0	-41.2	PASS
5350.250000	-46.5	5.3	-41.2	PASS
5449.250000	-46.6	5.3	-41.2	PASS
5350.750000	-46.7	5.4	-41.2	PASS
5416.250000	-46.8	5.6	-41.2	PASS
5384.750000	-46.8	5.6	-41.2	PASS
5410.250000	-46.8	5.6	-41.2	PASS
5413.750000	-46.8	5.6	-41.2	PASS
5422.750000	-46.8	5.6	-41.2	PASS



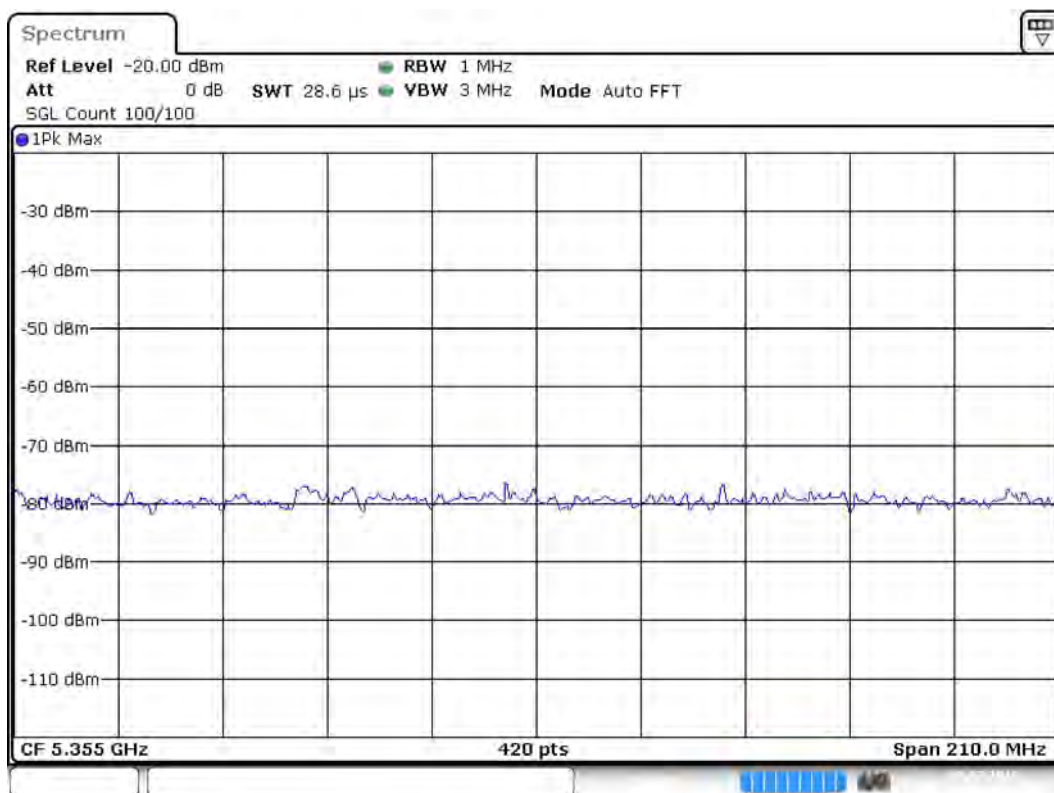
— Limit    — Sum Level    × Fail

Band Edge Connector 1\_0



Date: 18 JUL 2018 10:16:30

Band Edge Connector 1\_1



Date: 18 JUL 2018 10:16:44

### Measurement 1

Setting	Instrument Value	Target Value
Start Frequency	5.15000 GHz	5.15000 GHz
Stop Frequency	5.25000 GHz	5.25000 GHz
Span	100.000 MHz	100.000 MHz
RBW	1.000 MHz	<= 1.000 MHz
VBW	3.000 MHz	>= 3.000 MHz
SweepPoints	200	~ 200
SweepTime	15.250 μs	AUTO
Reference Level	-30.000 dBm	-30.000 dBm
Attenuation	0.000 dB	AUTO
Detector	MaxPeak	MaxPeak
SweepCount	100	100
Filter	3 dB	3 dB
Trace Mode	Max Hold	Max Hold
Sweeptype	FFT	AUTO
Preamp	off	off
Stablemode	Trace	Trace
Stablevalue	0.50 dB	0.50 dB
Run	5 / max. 150	max. 150
Stable	3 / 3	3
Max Stable Difference	0.00 dB	0.50 dB

### Measurement 2

Setting	Instrument Value	Target Value
Start Frequency	5.25000 GHz	5.25000 GHz
Stop Frequency	5.46000 GHz	5.46000 GHz
Span	210.000 MHz	210.000 MHz



---

Setting	Instrument Value	Target Value
RBW	1.000 MHz	<= 1.000 MHz
VBW	3.000 MHz	>= 3.000 MHz
SweepPoints	420	~ 420
SweepTime	28.594 $\mu$ s	AUTO
Reference Level	-20.000 dBm	-20.000 dBm
Attenuation	0.000 dB	AUTO
Detector	MaxPeak	MaxPeak
SweepCount	100	100
Filter	3 dB	3 dB
Trace Mode	Max Hold	Max Hold
SweepType	FFT	AUTO
Preamp	off	off
Stablemode	Trace	Trace
Stablevalue	0.50 dB	0.50 dB
Run	4 / max. 150	max. 150
Stable	3 / 3	3
Max Stable Difference	0.00 dB	0.50 dB

## Emission Bandwidth 26 dB (5260 MHz; 10.000 dBm; 20 MHz)

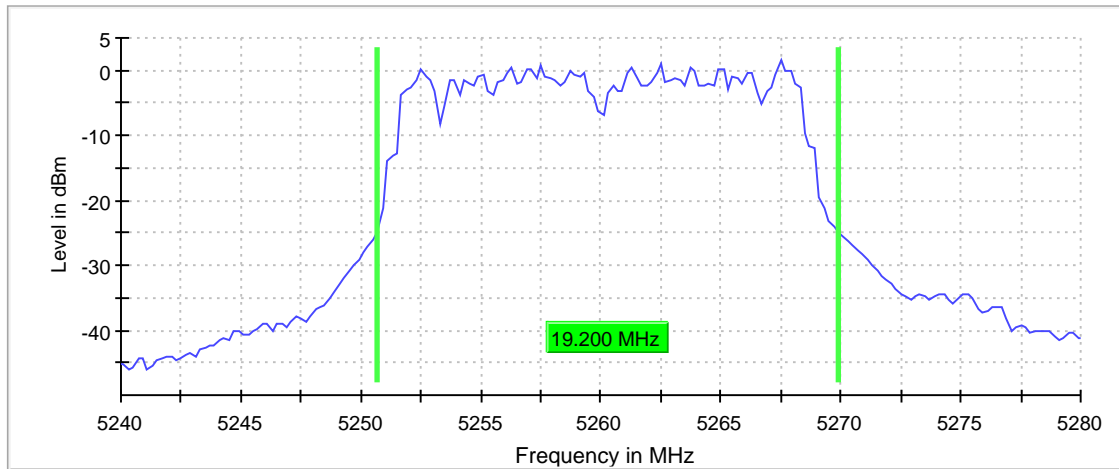
Test according to FCC title 47 part 15 §15.407(a),(e), KDB 789033 D02 General U-NII Test Procedures New Rules v02r01 and ANSI C63.10

### 26 dB Bandwidth

DUT Frequency (MHz)	Bandwidth (MHz)	Limit Min (MHz)	Limit Max (MHz)	Band Edge Left (MHz)	Band Edge Right (MHz)
5260.000000	19.200000	---	---	5250.700000	5269.900000

(continuation of the "26 dB Bandwidth" table from column 6 ...)

DUT Frequency (MHz)	Max Level (dBm)	Result
5260.000000	1.5	PASS



Bandwidth



Date: 18 JUL 2018 10:21:32

### Measurement

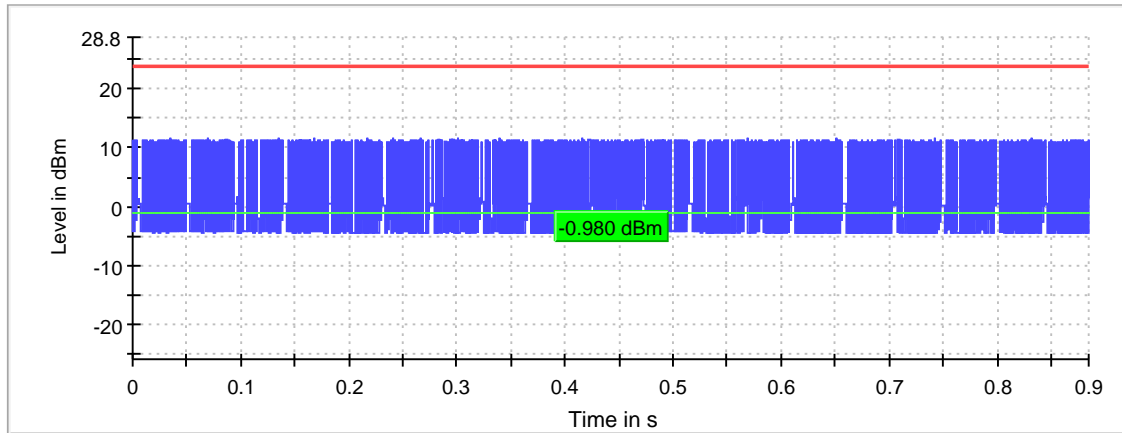
Setting	Instrument Value	Target Value
Start Frequency	5.24000 GHz	5.24000 GHz
Stop Frequency	5.28000 GHz	5.28000 GHz
Span	40.000 MHz	40.000 MHz
RBW	200.000 kHz	~ 200.000 kHz
VBW	1.000 MHz	>= 600.000 kHz
SweepPoints	200	~ 200
SweepTime	28.443 μs	AUTO
Reference Level	-20.000 dBm	-20.000 dBm
Attenuation	0.000 dB	AUTO
Detector	MaxPeak	MaxPeak
SweepCount	200	200
Filter	3 dB	3 dB
Trace Mode	Max Hold	Max Hold
Sweeptype	FFT	AUTO
Preamp	off	off
Stablemode	Trace	Trace
Stablevalue	0.30 dB	0.30 dB
Run	42 / max. 150	max. 150
Stable	5 / 5	5
Max Stable Difference	0.00 dB	0.30 dB

## RF output power (5260 MHz; 10.000 dBm; 20 MHz)

Test according to FCC title 47 part 15 §15.407(a), KDB 789033 D02 General U-NII Test Procedures New Rules v02r01 and ANSI C63.10

### Result

DUT Frequency (MHz)	Gated RMS (dBm)	Limit Max (dBm)	Gated EIRP (dBm)	DutyCycle (%)	Result
5260.000000	-1.0	23.8	-1.0	88.601	PASS



— Gated Trace    — Overall    — Limit

## Power Spectral Density (5260 MHz; 10.000 dBm; 20 MHz)

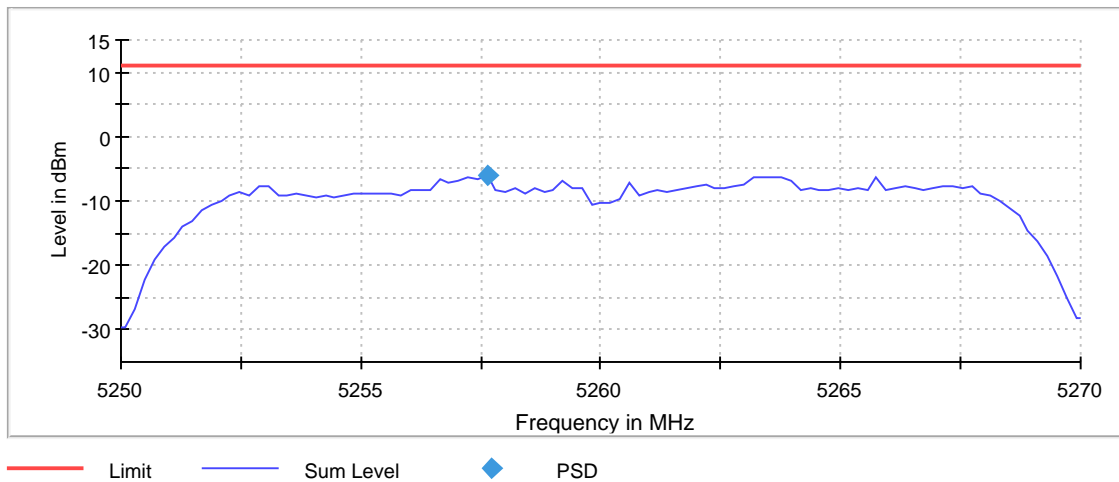
Test according to FCC title 47 part 15 §15.407(a), KDB 789033 D02 General U-NII Test Procedures New Rules v02r01 and ANSI C63.10

### Result

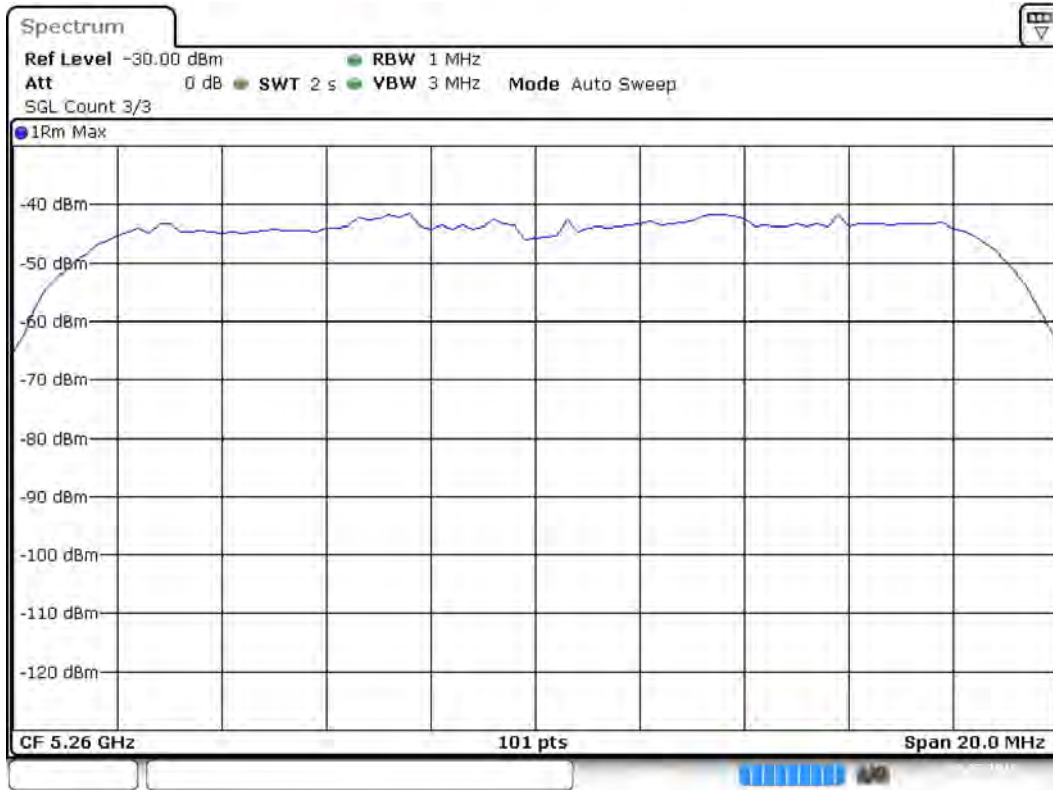
DUT Frequency (MHz)	Frequency (MHz)	PSD (dBm)	Limit Max (dBm)	Result
5260.000000	5257.623762	-5.968	11.0	PASS

### Ports

Port	Duty Cycle (%)
1	36.715



PSD Connector 1



Date: 18. JUL 2018 10:23:24

## Measurement

Setting	Instrument Value	Target Value
Start Frequency	5.25000 GHz	5.25000 GHz
Stop Frequency	5.27000 GHz	5.27000 GHz
Span	20.000 MHz	20.000 MHz
RBW	1.000 MHz	<= 1.000 MHz
VBW	3.000 MHz	>= 3.000 MHz
SweepPoints	101	~ 40
SweepTime	2.020 s	2.020 s
Reference Level	-30.000 dBm	-30.000 dBm
Attenuation	0.000 dB	AUTO
Detector	RMS	RMS
SweepCount	3	3
Filter	3 dB	3 dB
Trace Mode	Max Hold	Max Hold
SweepType	Sweep	AUTO
Preamp	off	off
Stablemode	Trace	Trace
Stablevalue	0.30 dB	0.30 dB
Run	15 / max. 15	max. 15
Stable	0 / 3	3
Max Stable Difference	1.13 dB	0.30 dB

## Minimum Emission Bandwidth 6 dB (5260 MHz; 10.000 dBm; 20 MHz)

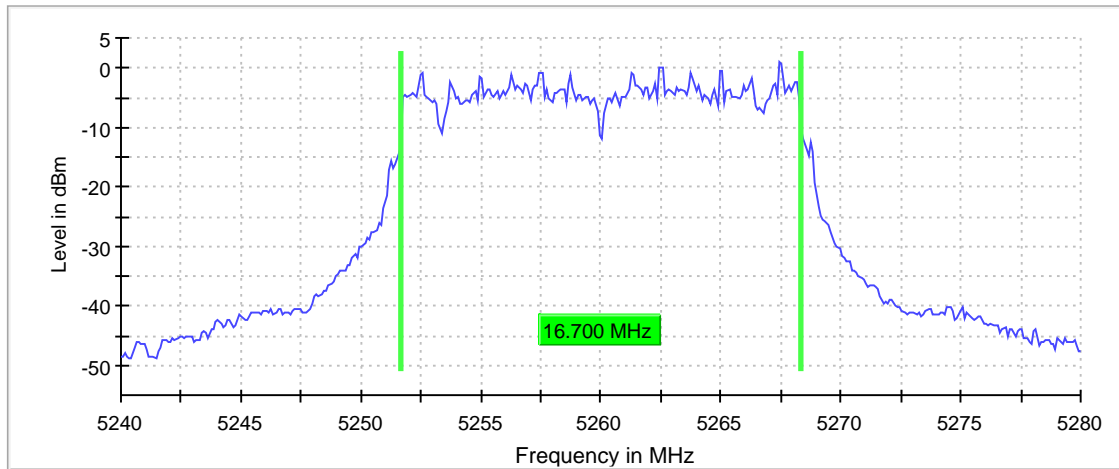
Test according to FCC title 47 part 15 §15.407(a),(e), KDB 789033 D02 General U-NII Test Procedures New Rules v02r01 and ANSI C63.10

### 6 dB Bandwidth

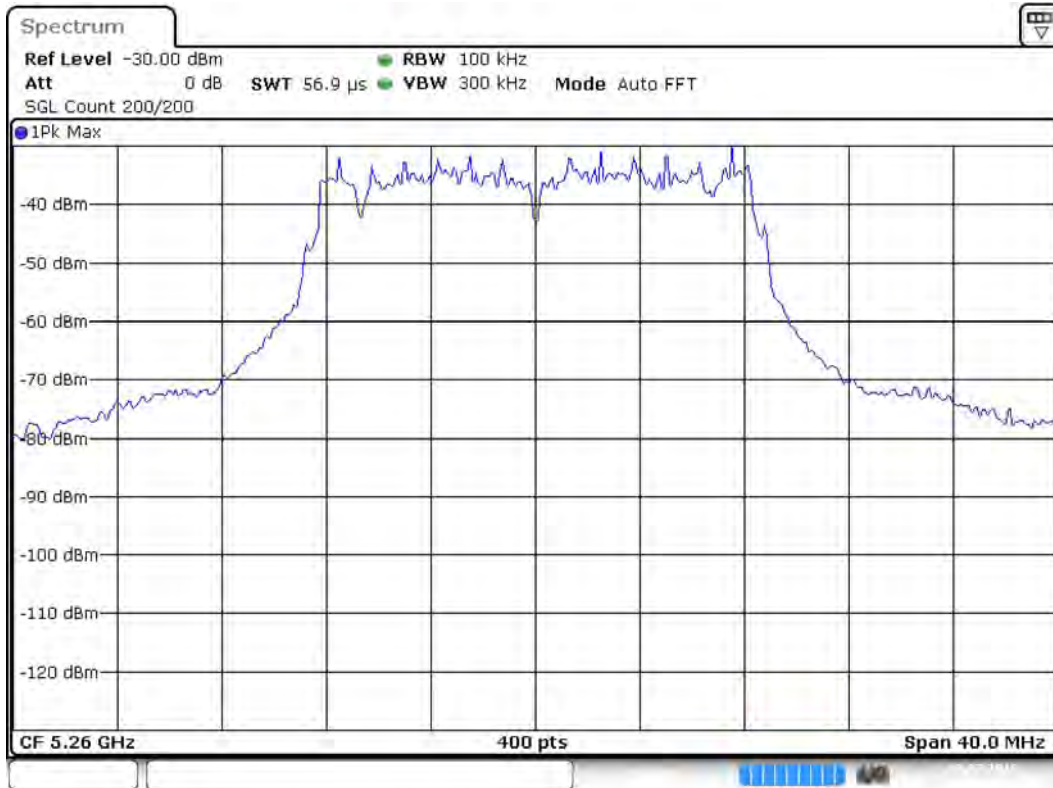
DUT Frequency (MHz)	Bandwidth (MHz)	Limit Min (MHz)	Limit Max (MHz)	Band Edge Left (MHz)	Band Edge Right (MHz)
5260.000000	16.700000	---	---	5251.650000	5268.350000

(continuation of the "6 dB Bandwidth" table from column 6 ...)

DUT Frequency (MHz)	Max Level (dBm)	Result
5260.000000	0.8	PASS



Bandwidth



Date: 18. JUL 2018 10:25:04

### Measurement

Setting	Instrument Value	Target Value
Start Frequency	5.24000 GHz	5.24000 GHz
Stop Frequency	5.28000 GHz	5.28000 GHz
Span	40.000 MHz	40.000 MHz
RBW	100.000 kHz	~ 100.000 kHz
VBW	300.000 kHz	~ 300.000 kHz
SweepPoints	400	~ 400
SweepTime	56.886 μs	AUTO
Reference Level	-30.000 dBm	-30.000 dBm
Attenuation	0.000 dB	AUTO
Detector	MaxPeak	MaxPeak
SweepCount	200	200
Filter	3 dB	3 dB
Trace Mode	Max Hold	Max Hold
Sweeptype	FFT	AUTO
Preamp	off	off
Stablemode	Trace	Trace
Stablevalue	0.30 dB	0.30 dB
Run	73 / max. 150	max. 150
Stable	5 / 5	5
Max Stable Difference	0.00 dB	0.30 dB



## Occupied Channel Bandwidth 99% (5260 MHz; 10.000 dBm; 20 MHz)

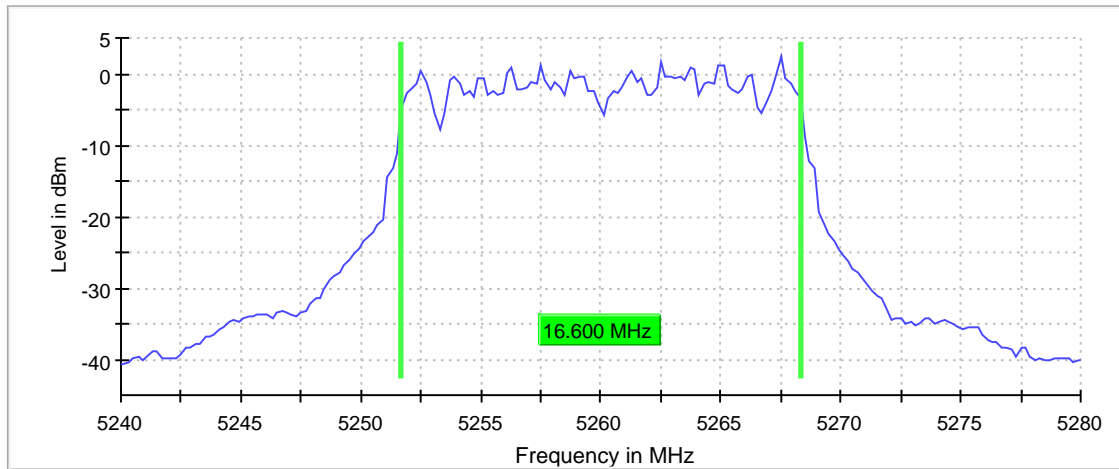
Test according to FCC title 47 part 15 §15.407(a),(e), KDB 789033 D02 General U-NII Test Procedures New Rules v02r01 and ANSI C63.10

### 99 % Bandwidth

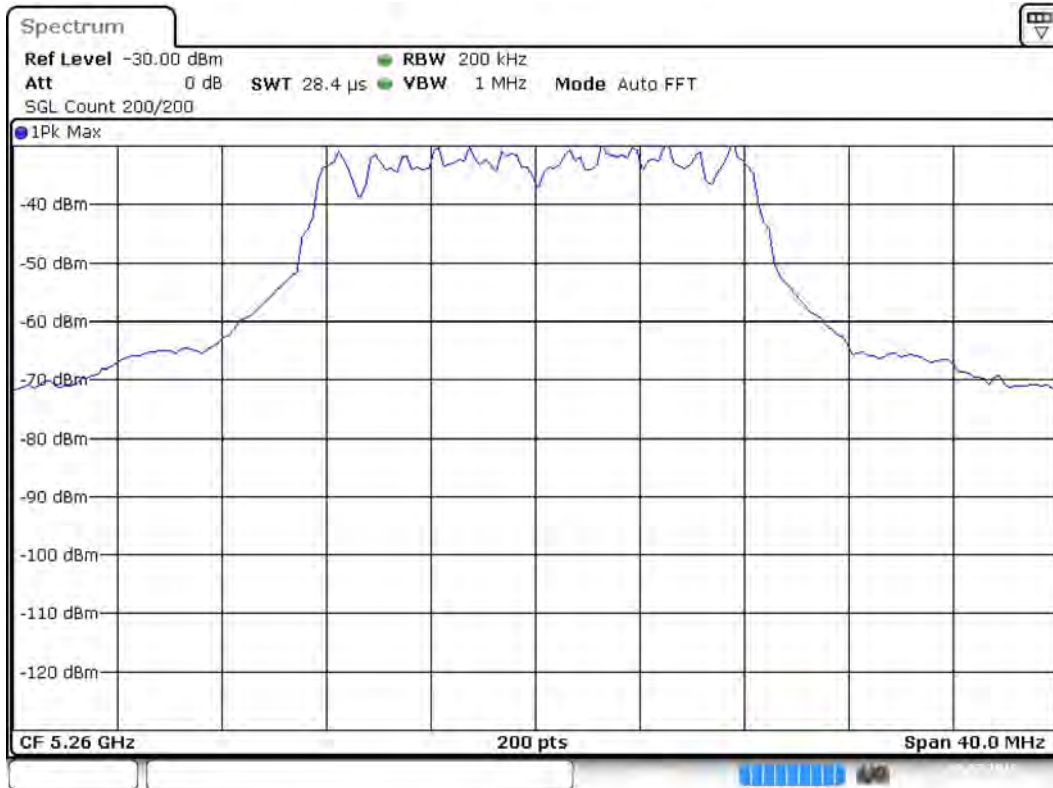
DUT Frequency (MHz)	Bandwidth (MHz)	Limit Min (MHz)	Limit Max (MHz)	Band Edge Left (MHz)	Band Edge Right (MHz)
5260.000000	16.600000	---	---	5251.700000	5268.300000

(continuation of the "99 % Bandwidth" table from column 6 ...)

DUT Frequency (MHz)	Result
5260.000000	PASS



Bandwidth



Date: 18 JUL 2018 10:26:02

### Measurement

Setting	Instrument Value	Target Value
Start Frequency	5.24000 GHz	5.24000 GHz
Stop Frequency	5.28000 GHz	5.28000 GHz
Span	40.000 MHz	40.000 MHz
RBW	200.000 kHz	<= 200.000 kHz
VBW	1.000 MHz	>= 600.000 kHz
SweepPoints	200	~ 200
SweepTime	28.443 μs	AUTO
Reference Level	-30.000 dBm	-30.000 dBm
Attenuation	0.000 dB	AUTO
Detector	MaxPeak	MaxPeak
SweepCount	200	200
Filter	3 dB	3 dB
Trace Mode	Max Hold	Max Hold
Sweeptype	FFT	AUTO
Preamp	off	off
Stablemode	Trace	Trace
Stablevalue	0.30 dB	0.30 dB
Run	44 / max. 150	max. 150
Stable	5 / 5	5
Max Stable Difference	0.00 dB	0.30 dB

## Band Edge low (5260 MHz; 10.000 dBm; 20 MHz)

Test according to FCC title 47 part 15 §15.407(b), KDB 789033 D02 General U-NII Test Procedures New Rules v02r01 and ANSI C63.10

### Result

DUT Frequency (MHz)	Result
5260.000000	Pass

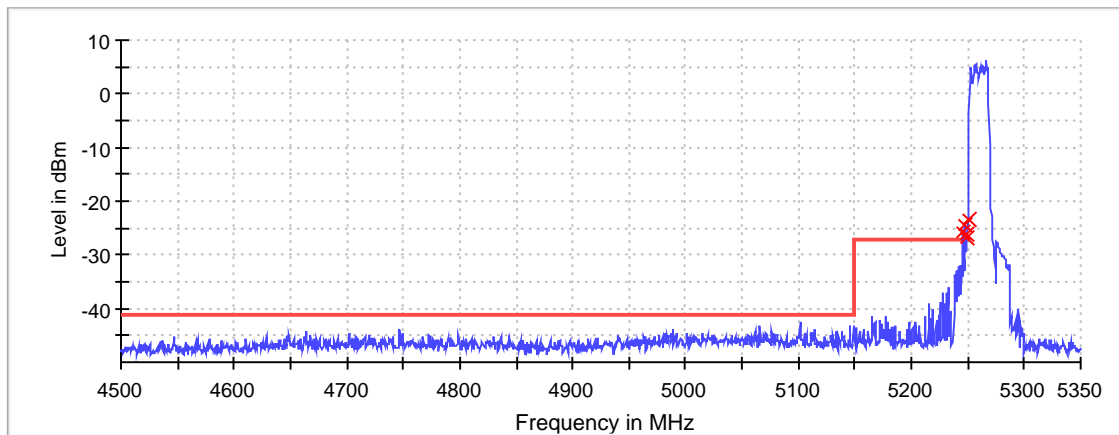
### Inband Peak

Frequency (MHz)	Level (dBm)
5266.250000	6.1

### Measurements

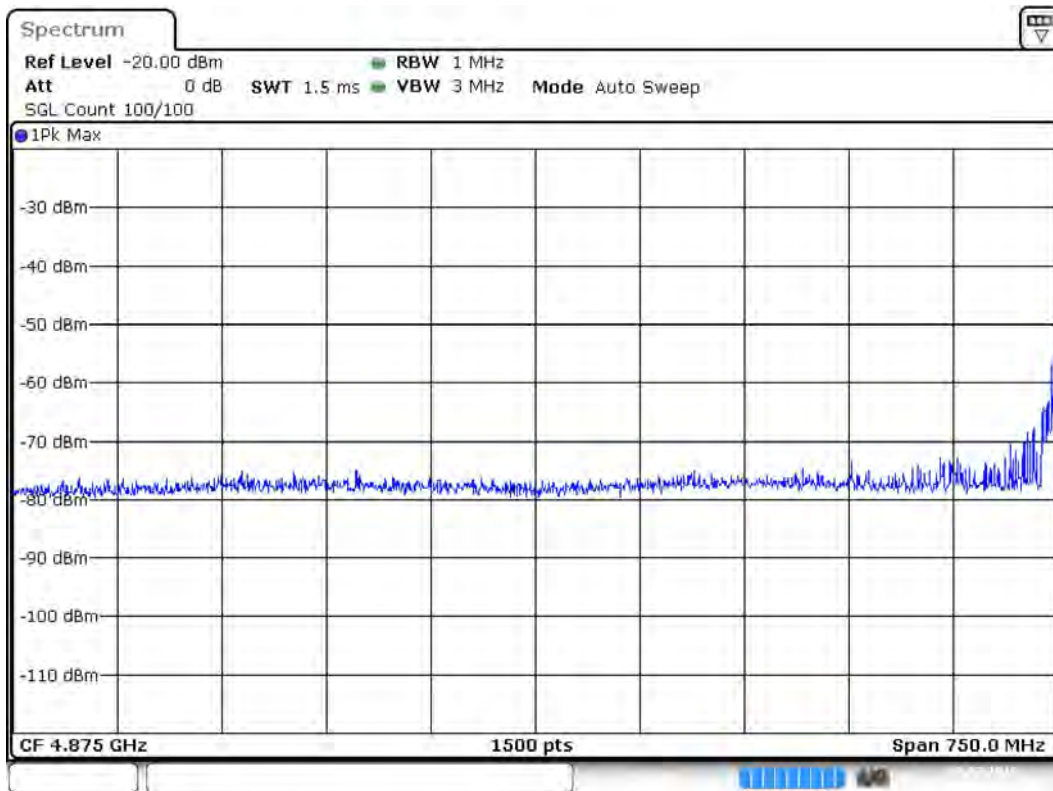
Frequency (MHz)	Level (dBm)	Margin (dB)	Limit (dBm)	Result
5249.750000	-23.3	-3.7	-27.0	PASS*
5247.250000	-24.6	-2.4	-27.0	PASS*
5245.250000	-25.8	-1.2	-27.0	PASS*
5248.750000	-26.2	-0.8	-27.0	PASS*
5249.250000	-26.8	-0.2	-27.0	PASS*

\*99% OBW edge verified within U-NII-2A band



— Limit    — Sum Level    × Fail

Band Edge Connector 1\_0



Date: 18 JUL 2018 10:26:24

Band Edge Connector 1\_1



Date: 18 JUL 2018 10:26:50

### Measurement 1

Setting	Instrument Value	Target Value
Start Frequency	5.25000 GHz	5.25000 GHz
Stop Frequency	5.35000 GHz	5.35000 GHz
Span	100.000 MHz	100.000 MHz
RBW	1.000 MHz	<= 1.000 MHz
VBW	3.000 MHz	>= 3.000 MHz
SweepPoints	200	~ 200
SweepTime	15.250 μs	AUTO
Reference Level	-30.000 dBm	-30.000 dBm
Attenuation	0.000 dB	AUTO
Detector	MaxPeak	MaxPeak
SweepCount	100	100
Filter	3 dB	3 dB
Trace Mode	Max Hold	Max Hold
SweepType	FFT	AUTO
Preamp	off	off
Stablemode	Trace	Trace
Stablevalue	0.50 dB	0.50 dB
Run	15 / max. 150	max. 150
Stable	3 / 3	3
Max Stable Difference	0.00 dB	0.50 dB

### Measurement 2

Setting	Instrument Value	Target Value
Start Frequency	4.50000 GHz	4.50000 GHz
Stop Frequency	5.25000 GHz	5.25000 GHz
Span	750.000 MHz	750.000 MHz

---

Setting	Instrument Value	Target Value
RBW	1.000 MHz	<= 1.000 MHz
VBW	3.000 MHz	>= 3.000 MHz
SweepPoints	1500	~ 1500
SweepTime	1.500 ms	AUTO
Reference Level	-20.000 dBm	-20.000 dBm
Attenuation	0.000 dB	AUTO
Detector	MaxPeak	MaxPeak
SweepCount	100	100
Filter	3 dB	3 dB
Trace Mode	Max Hold	Max Hold
SweepType	Sweep	AUTO
Preamp	off	off
Stablemode	Trace	Trace
Stablevalue	0.50 dB	0.50 dB
Run	8 / max. 150	max. 150
Stable	3 / 3	3
Max Stable Difference	0.00 dB	0.50 dB

## Emission Bandwidth 26 dB (5280 MHz; 10.000 dBm; 20 MHz)

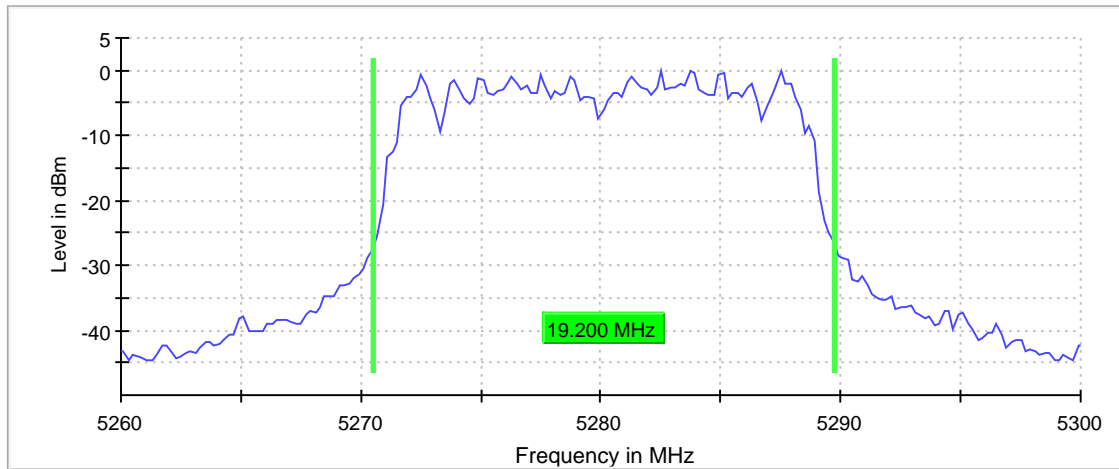
Test according to FCC title 47 part 15 §15.407(a),(e), KDB 789033 D02 General U-NII Test Procedures New Rules v02r01 and ANSI C63.10

### 26 dB Bandwidth

DUT Frequency (MHz)	Bandwidth (MHz)	Limit Min (MHz)	Limit Max (MHz)	Band Edge Left (MHz)	Band Edge Right (MHz)
5280.000000	19.200000	---	---	5270.500000	5289.700000

(continuation of the "26 dB Bandwidth" table from column 6 ...)

DUT Frequency (MHz)	Max Level (dBm)	Result
5280.000000	-0.1	PASS



Bandwidth



Date: 18 JUL 2018 10:31:47

### Measurement

Setting	Instrument Value	Target Value
Start Frequency	5.26000 GHz	5.26000 GHz
Stop Frequency	5.30000 GHz	5.30000 GHz
Span	40.000 MHz	40.000 MHz
RBW	200.000 kHz	~ 200.000 kHz
VBW	1.000 MHz	>= 600.000 kHz
SweepPoints	200	~ 200
SweepTime	28.443 μs	AUTO
Reference Level	-20.000 dBm	-20.000 dBm
Attenuation	0.000 dB	AUTO
Detector	MaxPeak	MaxPeak
SweepCount	200	200
Filter	3 dB	3 dB
Trace Mode	Max Hold	Max Hold
Sweeptype	FFT	AUTO
Preamp	off	off
Stablemode	Trace	Trace
Stablevalue	0.30 dB	0.30 dB
Run	83 / max. 150	max. 150
Stable	5 / 5	5
Max Stable Difference	0.00 dB	0.30 dB

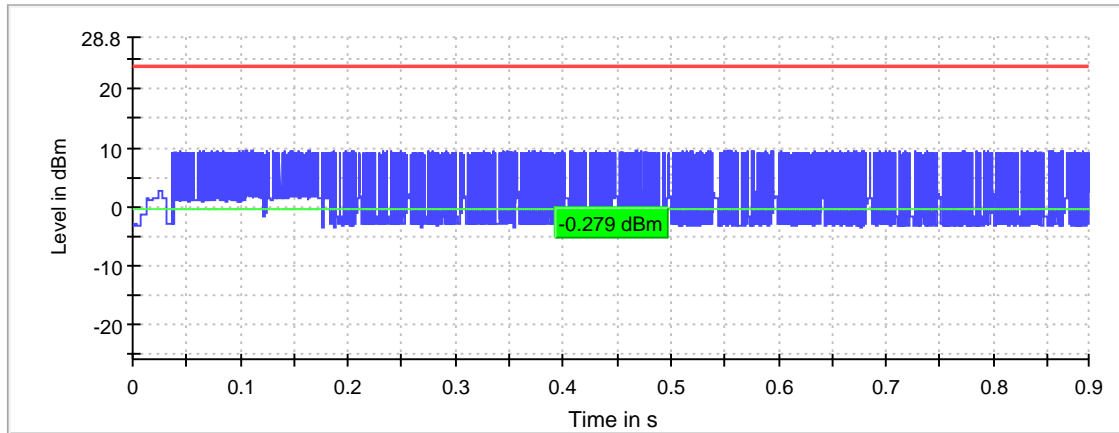


## RF output power (5280 MHz; 10.000 dBm; 20 MHz)

Test according to FCC title 47 part 15 §15.407(a), KDB 789033 D02 General U-NII Test Procedures New Rules v02r01 and ANSI C63.10

### Result

DUT Frequency (MHz)	Gated RMS (dBm)	Limit Max (dBm)	Gated EIRP (dBm)	DutyCycle (%)	Result
5280.000000	-0.3	23.8	-0.3	89.289	PASS



— Gated Trace      — Overall      — Limit

## Power Spectral Density (5280 MHz; 10.000 dBm; 20 MHz)

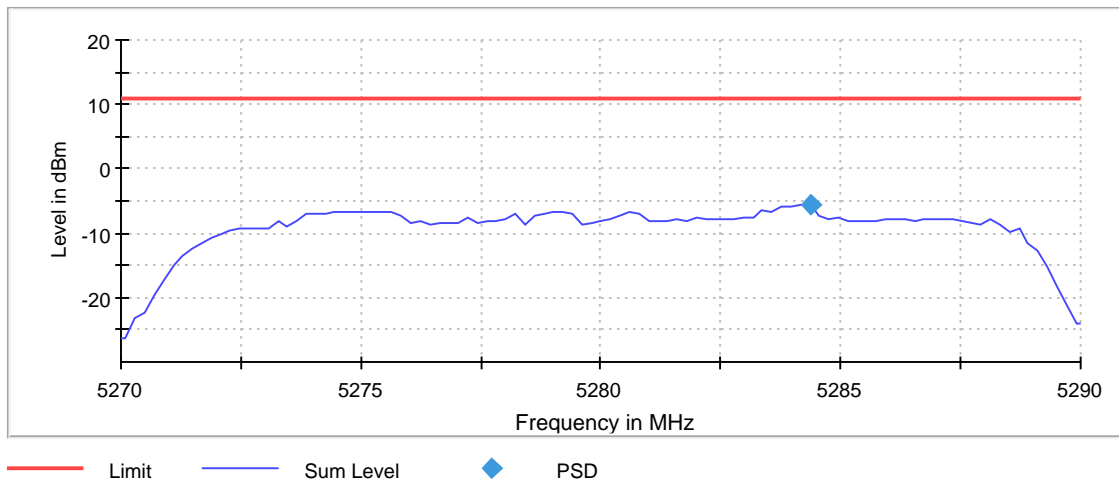
Test according to FCC title 47 part 15 §15.407(a), KDB 789033 D02 General U-NII Test Procedures New Rules v02r01 and ANSI C63.10

### Result

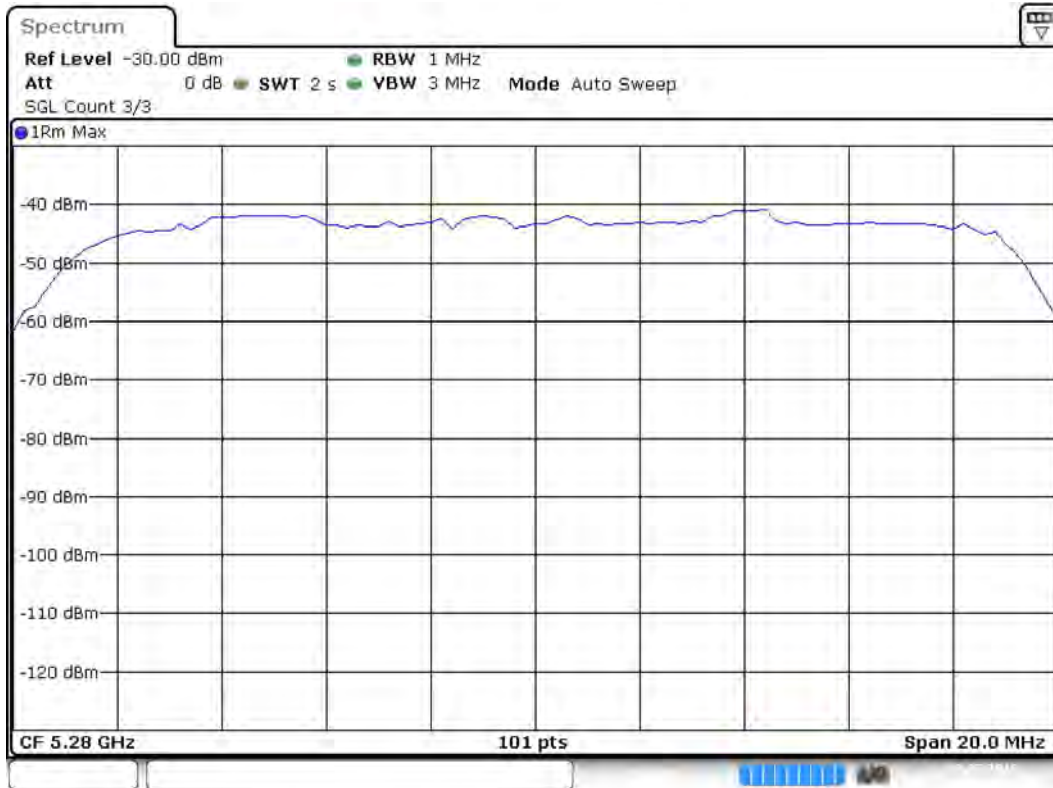
DUT Frequency (MHz)	Frequency (MHz)	PSD (dBm)	Limit Max (dBm)	Result
5280.000000	5284.356436	-5.437	11.0	PASS

### Ports

Port	Duty Cycle (%)
1	38.095



PSD Connector 1



Date: 18. JUL 2018 10:33:39

### Measurement

Setting	Instrument Value	Target Value
Start Frequency	5.27000 GHz	5.27000 GHz
Stop Frequency	5.29000 GHz	5.29000 GHz
Span	20.000 MHz	20.000 MHz
RBW	1.000 MHz	<= 1.000 MHz
VBW	3.000 MHz	>= 3.000 MHz
SweepPoints	101	~ 40
SweepTime	2.020 s	2.020 s
Reference Level	-30.000 dBm	-30.000 dBm
Attenuation	0.000 dB	AUTO
Detector	RMS	RMS
SweepCount	3	3
Filter	3 dB	3 dB
Trace Mode	Max Hold	Max Hold
SweepType	Sweep	AUTO
Preamp	off	off
Stablemode	Trace	Trace
Stablevalue	0.30 dB	0.30 dB
Run	15 / max. 15	max. 15
Stable	1 / 3	3
Max Stable Difference	0.11 dB	0.30 dB

## Minimum Emission Bandwidth 6 dB (5280 MHz; 10.000 dBm; 20 MHz)

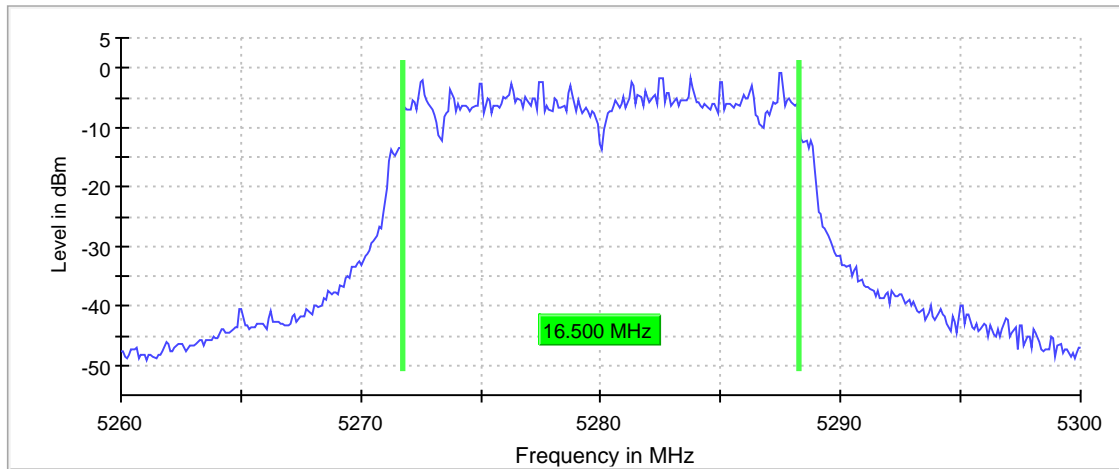
Test according to FCC title 47 part 15 §15.407(a),(e), KDB 789033 D02 General U-NII Test Procedures New Rules v02r01 and ANSI C63.10

### 6 dB Bandwidth

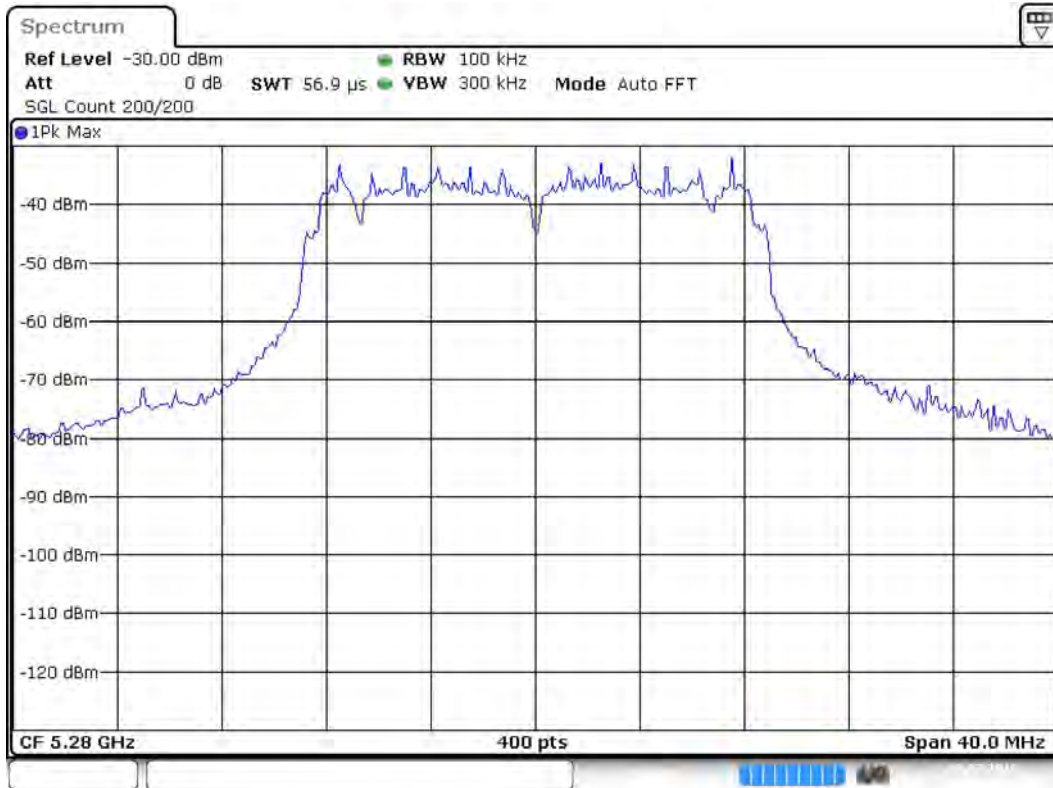
DUT Frequency (MHz)	Bandwidth (MHz)	Limit Min (MHz)	Limit Max (MHz)	Band Edge Left (MHz)	Band Edge Right (MHz)
5280.000000	16.500000	---	---	5271.750000	5288.250000

(continuation of the "6 dB Bandwidth" table from column 6 ...)

DUT Frequency (MHz)	Max Level (dBm)	Result
5280.000000	-0.7	PASS



Bandwidth



Date: 18. JUL 2018 10:35:55

## Measurement

Setting	Instrument Value	Target Value
Start Frequency	5.26000 GHz	5.26000 GHz
Stop Frequency	5.30000 GHz	5.30000 GHz
Span	40.000 MHz	40.000 MHz
RBW	100.000 kHz	~ 100.000 kHz
VBW	300.000 kHz	~ 300.000 kHz
SweepPoints	400	~ 400
SweepTime	56.886 μs	AUTO
Reference Level	-30.000 dBm	-30.000 dBm
Attenuation	0.000 dB	AUTO
Detector	MaxPeak	MaxPeak
SweepCount	200	200
Filter	3 dB	3 dB
Trace Mode	Max Hold	Max Hold
SweepType	FFT	AUTO
Preamp	off	off
Stablemode	Trace	Trace
Stablevalue	0.30 dB	0.30 dB
Run	100 / max. 150	max. 150
Stable	5 / 5	5
Max Stable Difference	0.10 dB	0.30 dB

## Occupied Channel Bandwidth 99% (5280 MHz; 10.000 dBm; 20 MHz)

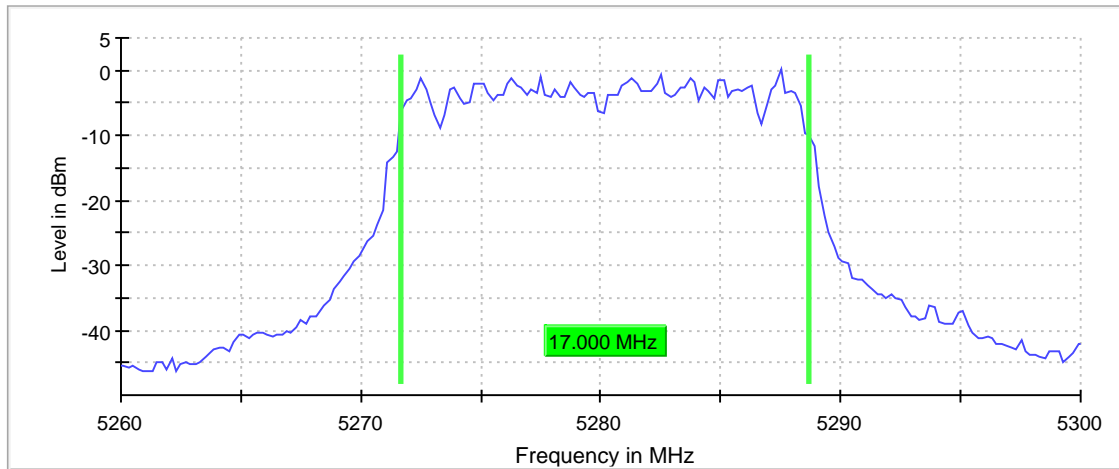
Test according to FCC title 47 part 15 §15.407(a),(e), KDB 789033 D02 General U-NII Test Procedures New Rules v02r01 and ANSI C63.10

### 99 % Bandwidth

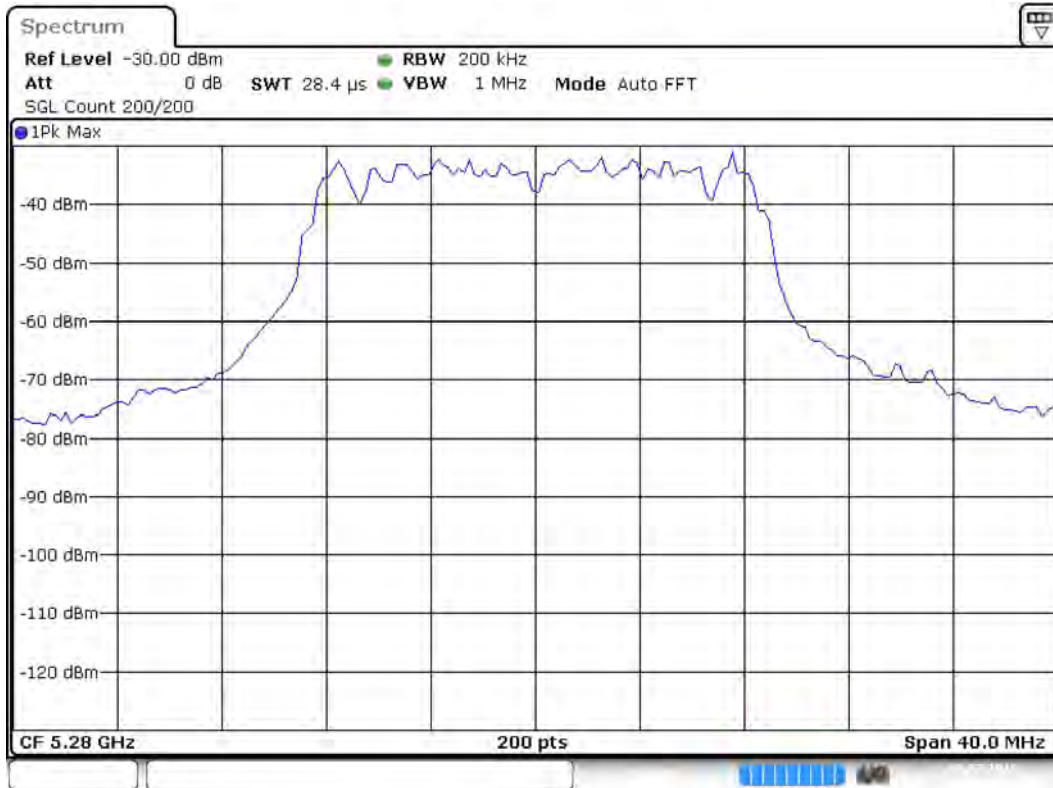
DUT Frequency (MHz)	Bandwidth (MHz)	Limit Min (MHz)	Limit Max (MHz)	Band Edge Left (MHz)	Band Edge Right (MHz)
5280.000000	17.000000	---	---	5271.700000	5288.700000

(continuation of the "99 % Bandwidth" table from column 6 ...)

DUT Frequency (MHz)	Result
5280.000000	PASS



Bandwidth



Date: 18 JUL 2018 10:36:56

### Measurement

Setting	Instrument Value	Target Value
Start Frequency	5.26000 GHz	5.26000 GHz
Stop Frequency	5.30000 GHz	5.30000 GHz
Span	40.000 MHz	40.000 MHz
RBW	200.000 kHz	<= 200.000 kHz
VBW	1.000 MHz	>= 600.000 kHz
SweepPoints	200	~ 200
SweepTime	28.443 μs	AUTO
Reference Level	-30.000 dBm	-30.000 dBm
Attenuation	0.000 dB	AUTO
Detector	MaxPeak	MaxPeak
SweepCount	200	200
Filter	3 dB	3 dB
Trace Mode	Max Hold	Max Hold
Sweeptype	FFT	AUTO
Preamp	off	off
Stablemode	Trace	Trace
Stablevalue	0.30 dB	0.30 dB
Run	46 / max. 150	max. 150
Stable	5 / 5	5
Max Stable Difference	0.00 dB	0.30 dB

## Emission Bandwidth 26 dB (5320 MHz; 10.000 dBm; 20 MHz)

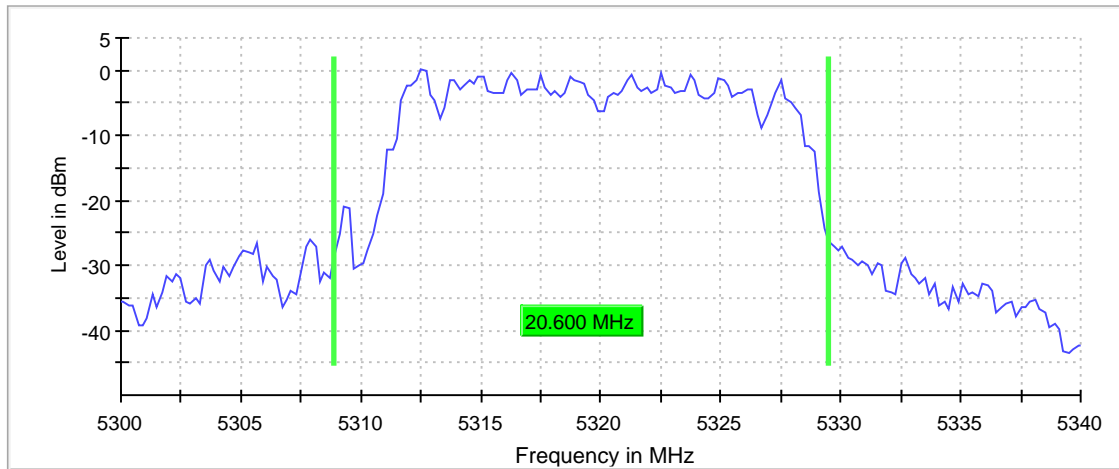
Test according to FCC title 47 part 15 §15.407(a),(e), KDB 789033 D02 General U-NII Test Procedures New Rules v02r01 and ANSI C63.10

### 26 dB Bandwidth

DUT Frequency (MHz)	Bandwidth (MHz)	Limit Min (MHz)	Limit Max (MHz)	Band Edge Left (MHz)	Band Edge Right (MHz)
5320.000000	20.600000	---	---	5308.900000	5329.500000

(continuation of the "26 dB Bandwidth" table from column 6 ...)

DUT Frequency (MHz)	Max Level (dBm)	Result
5320.000000	0.2	PASS



Bandwidth





Date: 18 JUL 2018 10:41:39

### Measurement

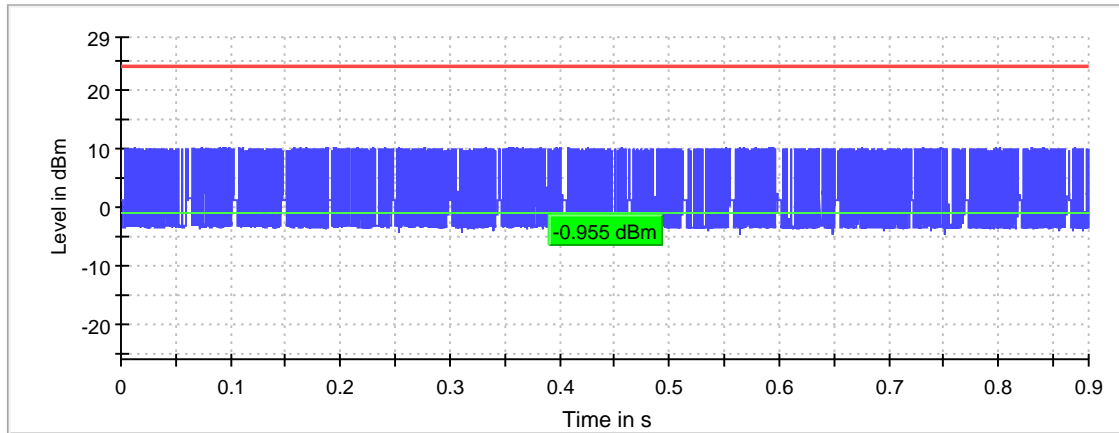
Setting	Instrument Value	Target Value
Start Frequency	5.30000 GHz	5.30000 GHz
Stop Frequency	5.34000 GHz	5.34000 GHz
Span	40.000 MHz	40.000 MHz
RBW	200.000 kHz	~ 200.000 kHz
VBW	1.000 MHz	>= 600.000 kHz
SweepPoints	200	~ 200
SweepTime	28.443 μs	AUTO
Reference Level	-20.000 dBm	-20.000 dBm
Attenuation	0.000 dB	AUTO
Detector	MaxPeak	MaxPeak
SweepCount	200	200
Filter	3 dB	3 dB
Trace Mode	Max Hold	Max Hold
Sweeptype	FFT	AUTO
Preamp	off	off
Stablemode	Trace	Trace
Stablevalue	0.30 dB	0.30 dB
Run	35 / max. 150	max. 150
Stable	5 / 5	5
Max Stable Difference	0.01 dB	0.30 dB

## RF output power (5320 MHz; 10.000 dBm; 20 MHz)

Test according to FCC title 47 part 15 §15.407(a), KDB 789033 D02 General U-NII Test Procedures New Rules v02r01 and ANSI C63.10

### Result

DUT Frequency (MHz)	Gated RMS (dBm)	Limit Max (dBm)	Gated EIRP (dBm)	DutyCycle (%)	Result
5320.000000	-1.0	24.0	-1.0	88.300	PASS



— Gated Trace    — Overall    — Limit

## Power Spectral Density (5320 MHz; 10.000 dBm; 20 MHz)

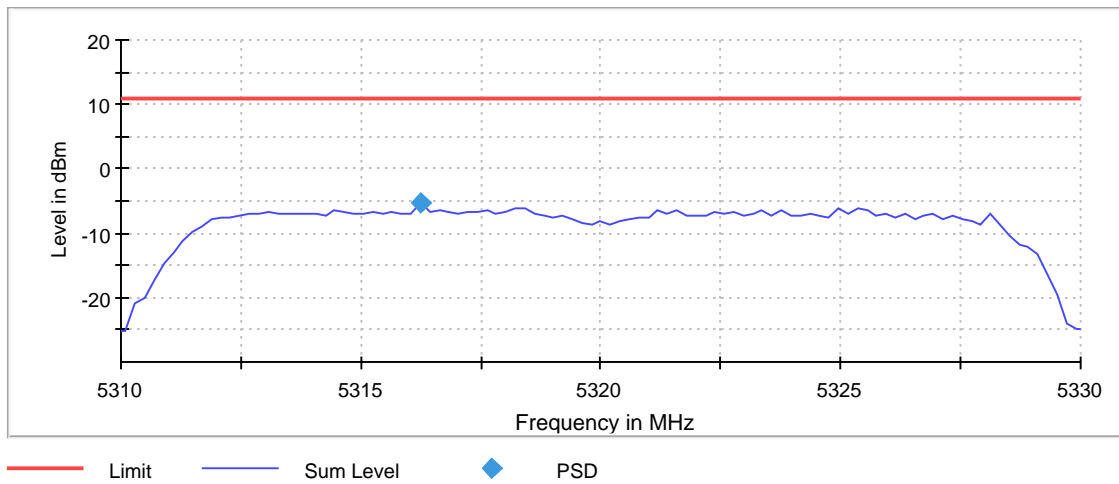
Test according to FCC title 47 part 15 §15.407(a), KDB 789033 D02 General U-NII Test Procedures New Rules v02r01 and ANSI C63.10

### Result

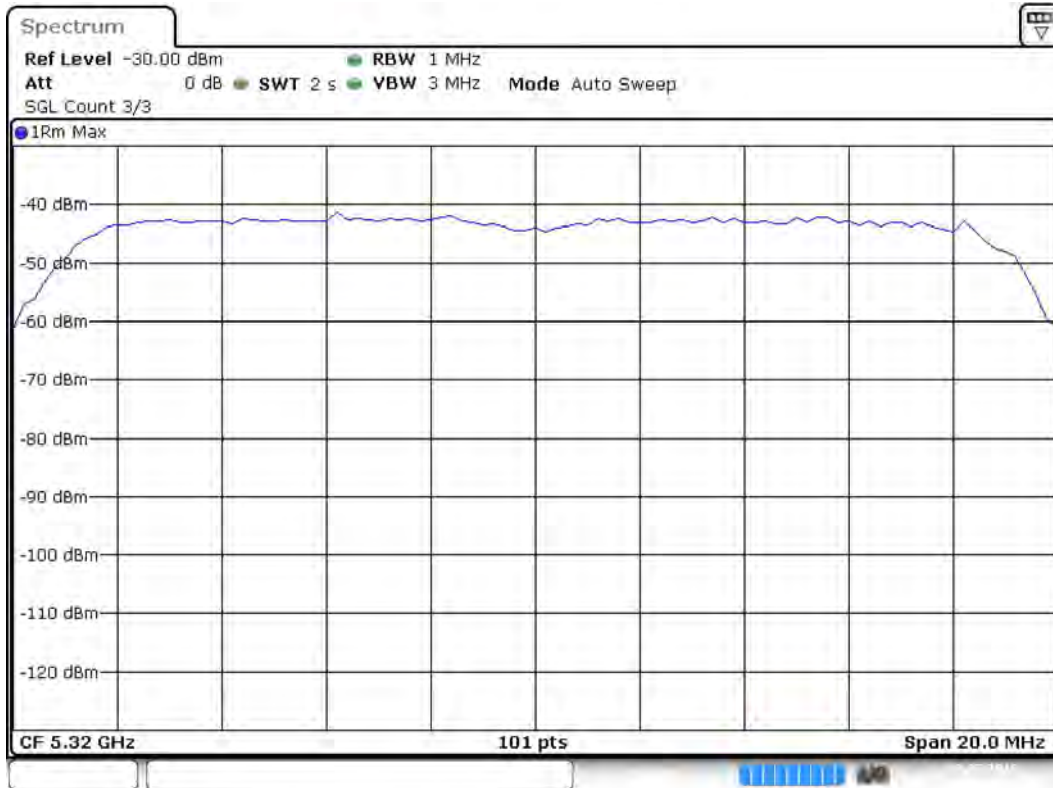
DUT Frequency (MHz)	Frequency (MHz)	PSD (dBm)	Limit Max (dBm)	Result
5320.000000	5316.237624	-5.283	11.0	PASS

### Ports

Port	Duty Cycle (%)
1	33.448



PSD Connector 1



Date: 18 JUL 2018 10:43:31

## Measurement

Setting	Instrument Value	Target Value
Start Frequency	5.31000 GHz	5.31000 GHz
Stop Frequency	5.33000 GHz	5.33000 GHz
Span	20.000 MHz	20.000 MHz
RBW	1.000 MHz	<= 1.000 MHz
VBW	3.000 MHz	>= 3.000 MHz
SweepPoints	101	~ 40
Sweeptime	2.020 s	2.020 s
Reference Level	-30.000 dBm	-30.000 dBm
Attenuation	0.000 dB	AUTO
Detector	RMS	RMS
SweepCount	3	3
Filter	3 dB	3 dB
Trace Mode	Max Hold	Max Hold
Sweeptype	Sweep	AUTO
Preamp	off	off
Stablemode	Trace	Trace
Stablevalue	0.30 dB	0.30 dB
Run	15 / max. 15	max. 15
Stable	1 / 3	3
Max Stable Difference	0.17 dB	0.30 dB

## Minimum Emission Bandwidth 6 dB (5320 MHz; 10.000 dBm; 20 MHz)

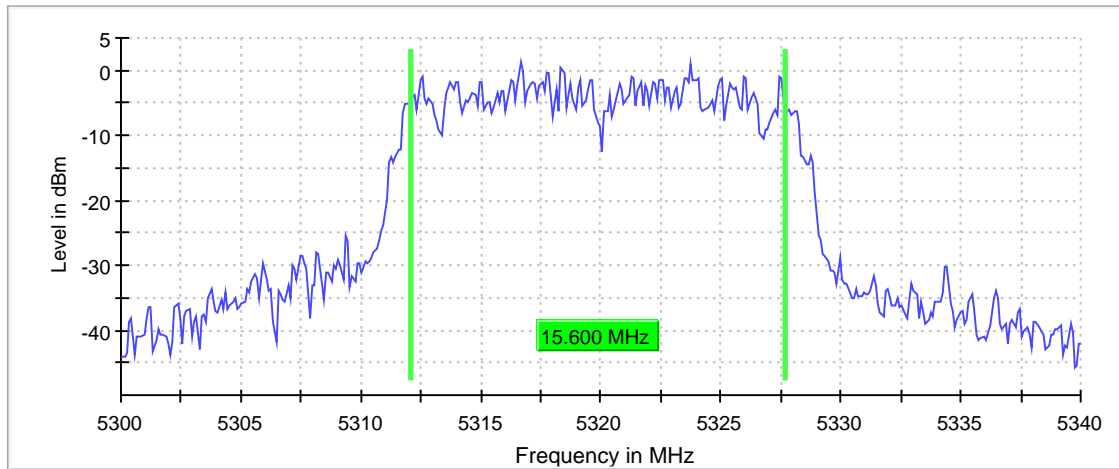
Test according to FCC title 47 part 15 §15.407(a),(e), KDB 789033 D02 General U-NII Test Procedures New Rules v02r01 and ANSI C63.10

### 6 dB Bandwidth

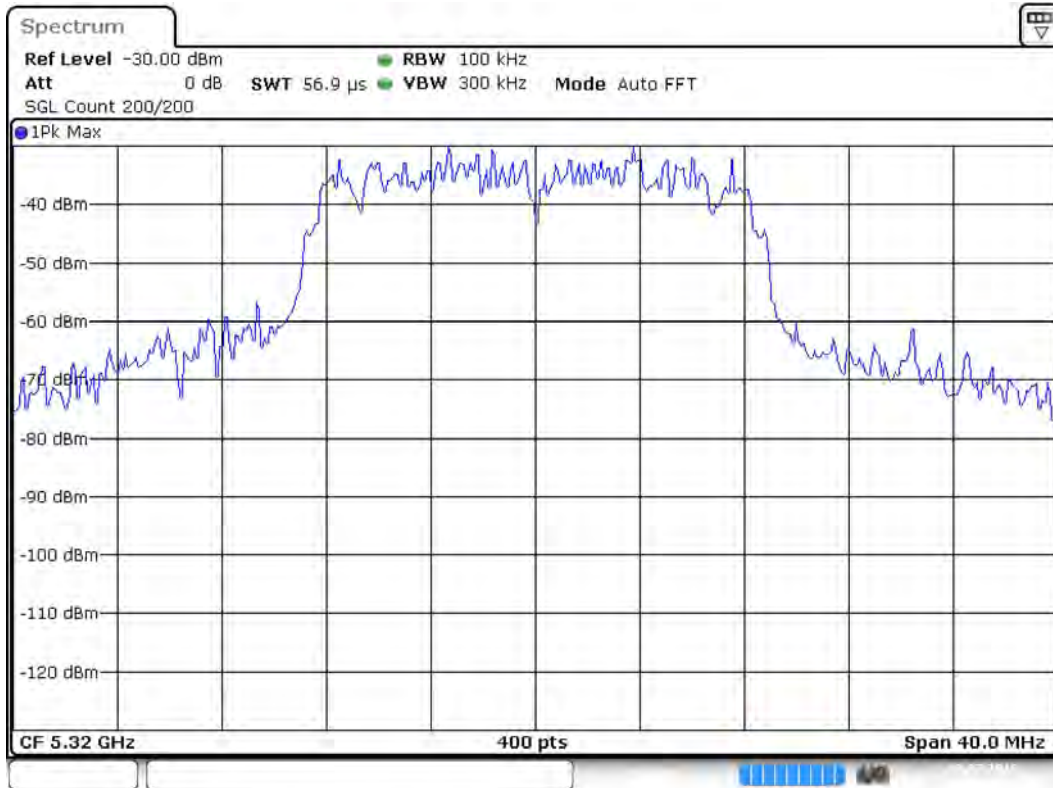
DUT Frequency (MHz)	Bandwidth (MHz)	Limit Min (MHz)	Limit Max (MHz)	Band Edge Left (MHz)	Band Edge Right (MHz)
5320.000000	15.600000	---	---	5312.050000	5327.650000

(continuation of the "6 dB Bandwidth" table from column 6 ...)

DUT Frequency (MHz)	Max Level (dBm)	Result
5320.000000	1.2	PASS



Bandwidth



Date: 18.JUL.2018 10:45:02

## Measurement

Setting	Instrument Value	Target Value
Start Frequency	5.30000 GHz	5.30000 GHz
Stop Frequency	5.34000 GHz	5.34000 GHz
Span	40.000 MHz	40.000 MHz
RBW	100.000 kHz	~ 100.000 kHz
VBW	300.000 kHz	~ 300.000 kHz
SweepPoints	400	~ 400
SweepTime	56.886 μs	AUTO
Reference Level	-30.000 dBm	-30.000 dBm
Attenuation	0.000 dB	AUTO
Detector	MaxPeak	MaxPeak
SweepCount	200	200
Filter	3 dB	3 dB
Trace Mode	Max Hold	Max Hold
Sweeptype	FFT	AUTO
Preamp	off	off
Stablemode	Trace	Trace
Stablevalue	0.30 dB	0.30 dB
Run	67 / max. 150	max. 150
Stable	5 / 5	5
Max Stable Difference	0.08 dB	0.30 dB

## Occupied Channel Bandwidth 99% (5320 MHz; 10.000 dBm; 20 MHz)

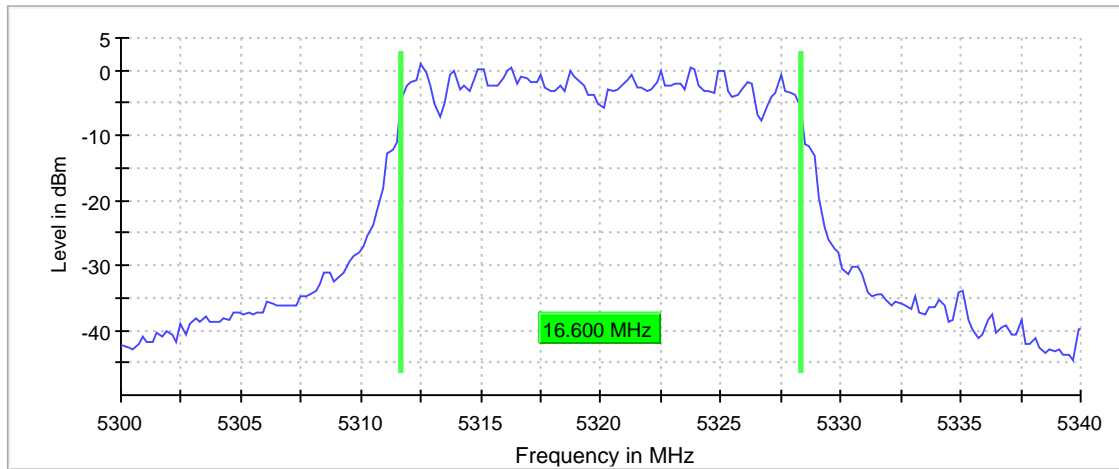
Test according to FCC title 47 part 15 §15.407(a),(e), KDB 789033 D02 General U-NII Test Procedures New Rules v02r01 and ANSI C63.10

### 99 % Bandwidth

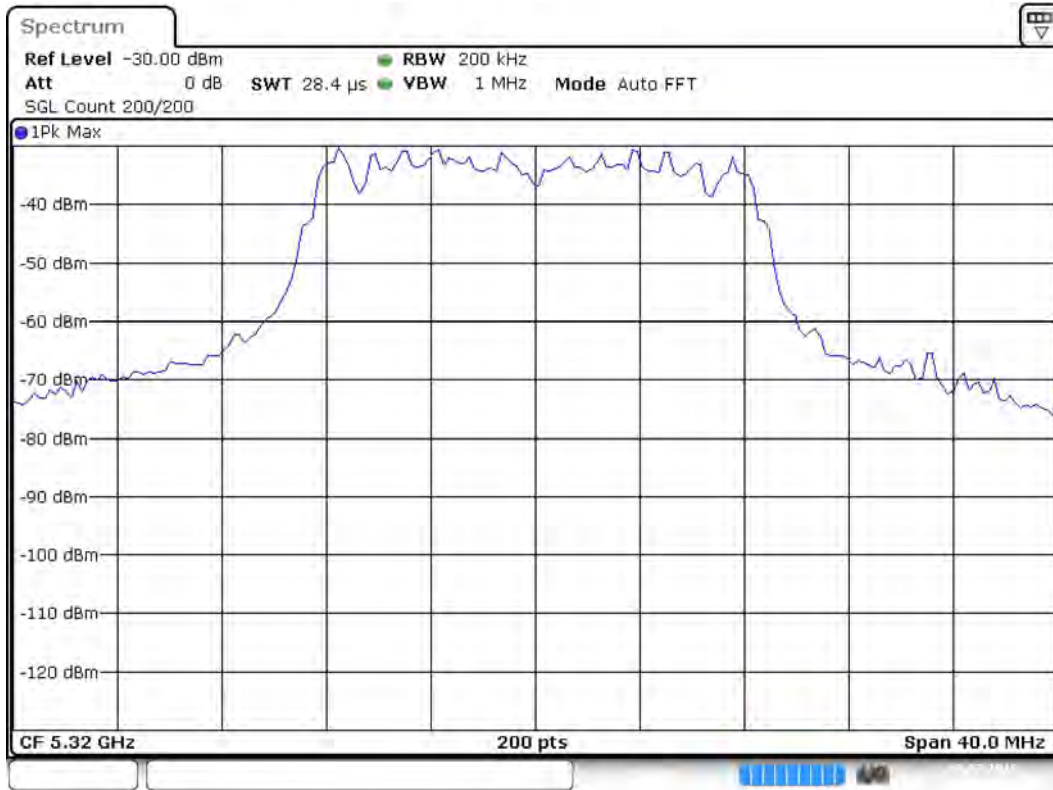
DUT Frequency (MHz)	Bandwidth (MHz)	Limit Min (MHz)	Limit Max (MHz)	Band Edge Left (MHz)	Band Edge Right (MHz)
5320.000000	16.600000	---	---	5311.700000	5328.300000

(continuation of the "99 % Bandwidth" table from column 6 ...)

DUT Frequency (MHz)	Result
5320.000000	PASS



Bandwidth



Date: 18 JUL 2018 10:46:40

## Measurement

Setting	Instrument Value	Target Value
Start Frequency	5.30000 GHz	5.30000 GHz
Stop Frequency	5.34000 GHz	5.34000 GHz
Span	40.000 MHz	40.000 MHz
RBW	200.000 kHz	<= 200.000 kHz
VBW	1.000 MHz	>= 600.000 kHz
SweepPoints	200	~ 200
SweepTime	28.443 μs	AUTO
Reference Level	-30.000 dBm	-30.000 dBm
Attenuation	0.000 dB	AUTO
Detector	MaxPeak	MaxPeak
SweepCount	200	200
Filter	3 dB	3 dB
Trace Mode	Max Hold	Max Hold
Sweeptype	FFT	AUTO
Preamp	off	off
Stablemode	Trace	Trace
Stablevalue	0.30 dB	0.30 dB
Run	78 / max. 150	max. 150
Stable	5 / 5	5
Max Stable Difference	0.28 dB	0.30 dB



## Band Edge high (5320 MHz; 10.000 dBm; 20 MHz)

Test according to FCC title 47 part 15 §15.407(b), KDB 789033 D02 General U-NII Test Procedures New Rules v02r01 and ANSI C63.10

### Result

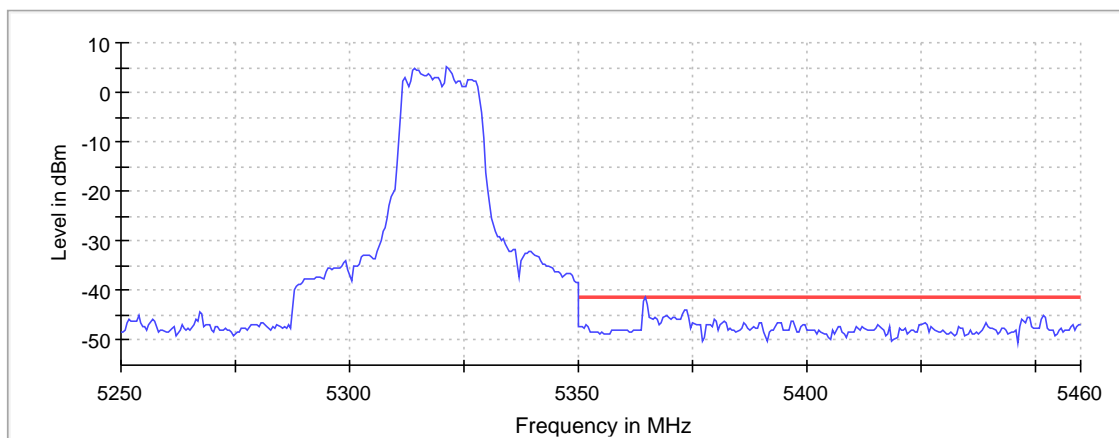
DUT Frequency (MHz)	Result
5320.000000	PASS

### Inband Peak

Frequency (MHz)	Level (dBm)
5321.250000	5.0

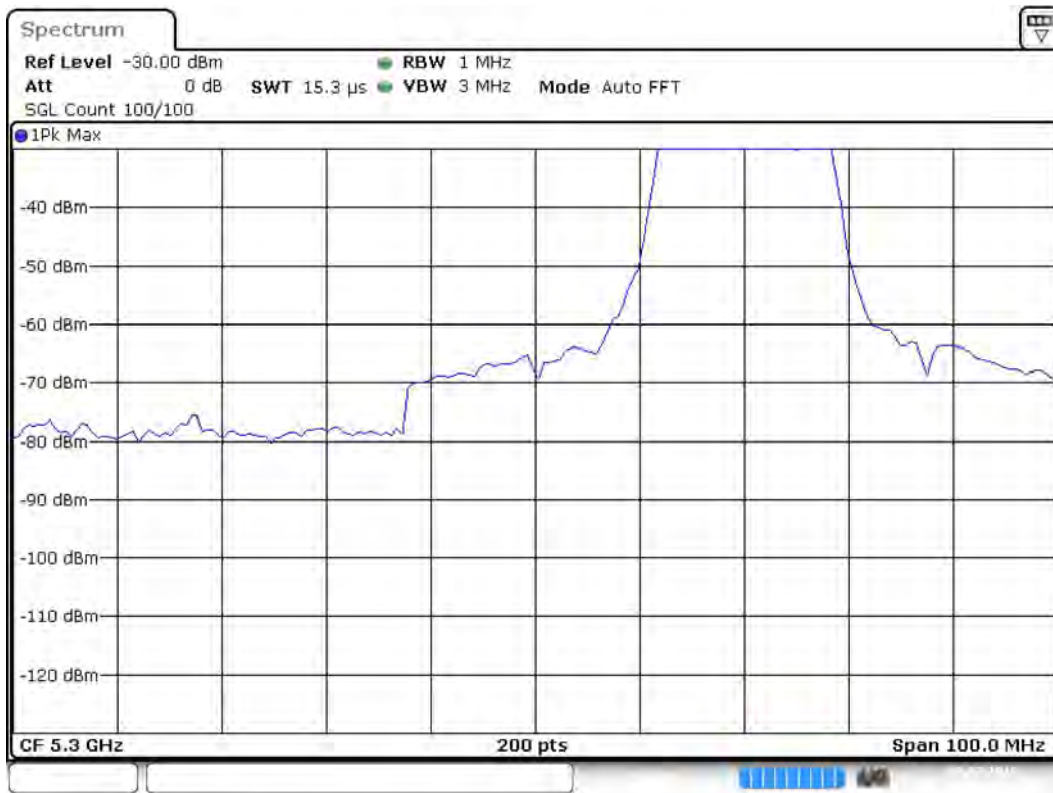
### Measurements

Frequency (MHz)	Level (dBm)	Margin (dB)	Limit (dBm)	Result
5364.750000	-41.5	0.3	-41.2	PASS
5364.250000	-42.0	0.8	-41.2	PASS
5365.250000	-42.7	1.5	-41.2	PASS
5373.250000	-43.9	2.6	-41.2	PASS
5373.750000	-43.9	2.7	-41.2	PASS
5372.750000	-44.6	3.3	-41.2	PASS
5451.750000	-45.1	3.9	-41.2	PASS
5369.250000	-45.1	3.9	-41.2	PASS
5448.750000	-45.2	4.0	-41.2	PASS
5448.250000	-45.2	4.0	-41.2	PASS
5365.750000	-45.2	4.0	-41.2	PASS
5369.750000	-45.3	4.0	-41.2	PASS
5368.750000	-45.3	4.1	-41.2	PASS
5371.250000	-45.3	4.1	-41.2	PASS
5370.750000	-45.4	4.1	-41.2	PASS



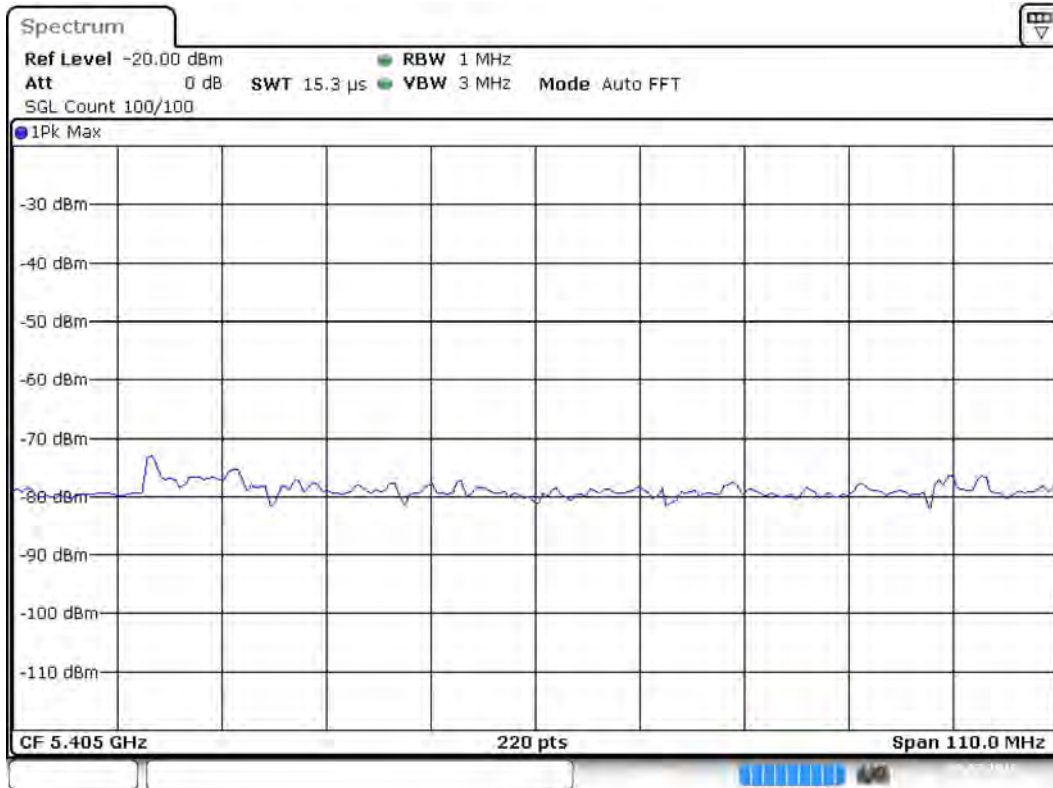
— Limit    — Sum Level    × Fail

Band Edge Connector 1\_0



Date: 18 JUL 2018 10:47:07

Band Edge Connector 1\_1



Date: 18 JUL 2018 10:47:17

### Measurement 1

Setting	Instrument Value	Target Value
Start Frequency	5.25000 GHz	5.25000 GHz
Stop Frequency	5.35000 GHz	5.35000 GHz
Span	100.000 MHz	100.000 MHz
RBW	1.000 MHz	<= 1.000 MHz
VBW	3.000 MHz	>= 3.000 MHz
SweepPoints	200	~ 200
SweepTime	15.250 μs	AUTO
Reference Level	-30.000 dBm	-30.000 dBm
Attenuation	0.000 dB	AUTO
Detector	MaxPeak	MaxPeak
SweepCount	100	100
Filter	3 dB	3 dB
Trace Mode	Max Hold	Max Hold
SweepType	FFT	AUTO
Preamp	off	off
Stablemode	Trace	Trace
Stablevalue	0.50 dB	0.50 dB
Run	15 / max. 150	max. 150
Stable	3 / 3	3
Max Stable Difference	0.00 dB	0.50 dB

### Measurement 2

Setting	Instrument Value	Target Value
Start Frequency	5.35000 GHz	5.35000 GHz
Stop Frequency	5.46000 GHz	5.46000 GHz
Span	110.000 MHz	110.000 MHz

---

Setting	Instrument Value	Target Value
RBW	1.000 MHz	<= 1.000 MHz
VBW	3.000 MHz	>= 3.000 MHz
SweepPoints	220	~ 220
Sweeptime	15.250 $\mu$ s	AUTO
Reference Level	-20.000 dBm	-20.000 dBm
Attenuation	0.000 dB	AUTO
Detector	MaxPeak	MaxPeak
SweepCount	100	100
Filter	3 dB	3 dB
Trace Mode	Max Hold	Max Hold
SweepType	FFT	AUTO
Preamp	off	off
Stablemode	Trace	Trace
Stablevalue	0.50 dB	0.50 dB
Run	4 / max. 150	max. 150
Stable	3 / 3	3
Max Stable Difference	0.00 dB	0.50 dB

## Emission Bandwidth 26 dB (5500 MHz; 10.000 dBm; 20 MHz)

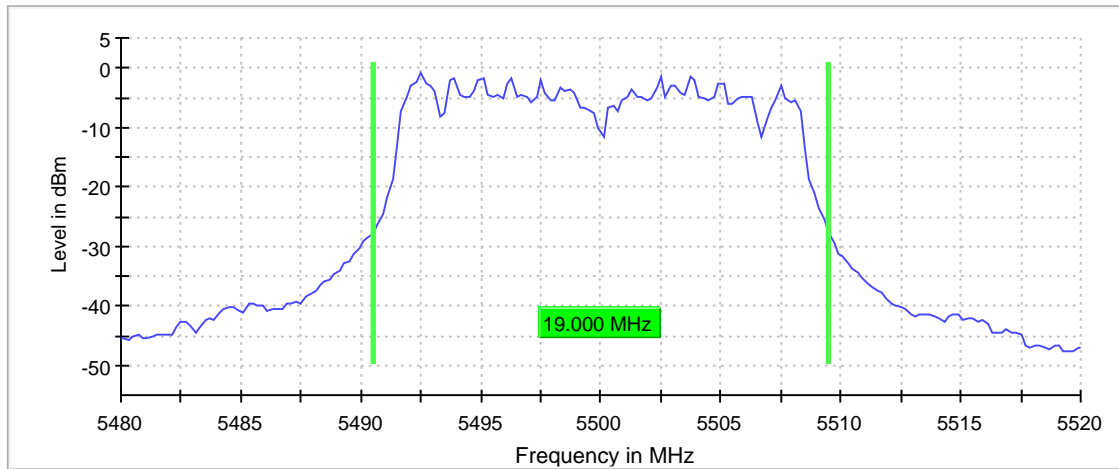
Test according to FCC title 47 part 15 §15.407(a),(e), KDB 789033 D02 General U-NII Test Procedures New Rules v02r01 and ANSI C63.10

### 26 dB Bandwidth

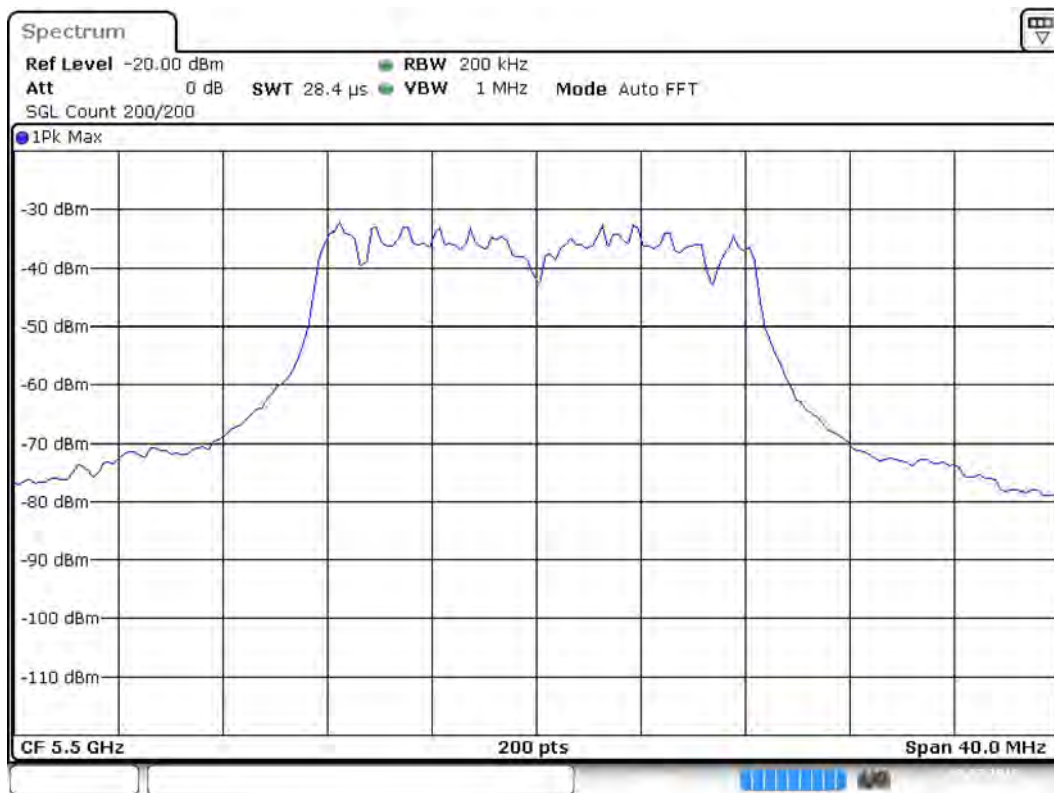
DUT Frequency (MHz)	Bandwidth (MHz)	Limit Min (MHz)	Limit Max (MHz)	Band Edge Left (MHz)	Band Edge Right (MHz)
5500.000000	19.000000	---	---	5490.500000	5509.500000

(continuation of the "26 dB Bandwidth" table from column 6 ...)

DUT Frequency (MHz)	Max Level (dBm)	Result
5500.000000	-0.9	PASS



Bandwidth



Date: 18 JUL 2018 10:50:57

### Measurement

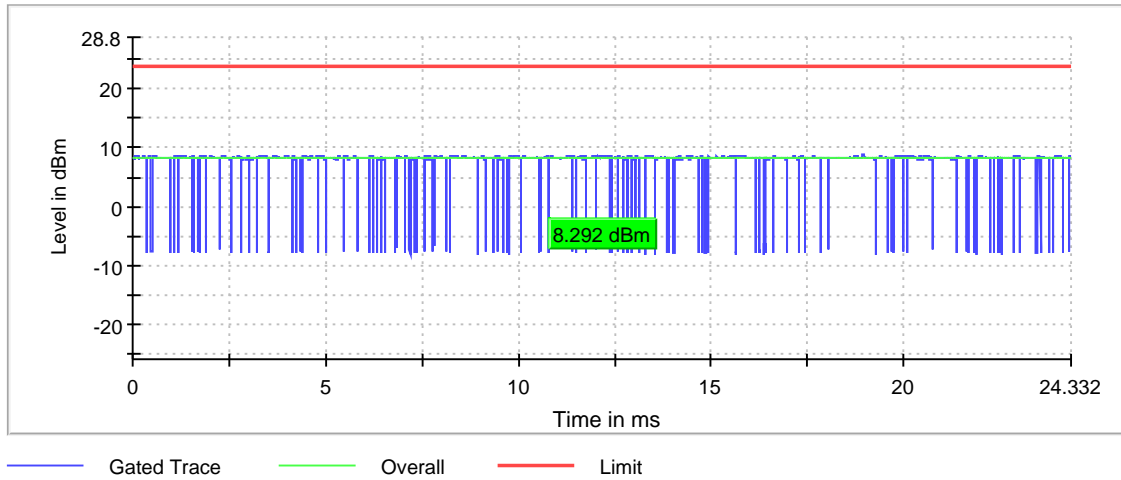
Setting	Instrument Value	Target Value
Start Frequency	5.48000 GHz	5.48000 GHz
Stop Frequency	5.52000 GHz	5.52000 GHz
Span	40.000 MHz	40.000 MHz
RBW	200.000 kHz	~ 200.000 kHz
VBW	1.000 MHz	>= 600.000 kHz
SweepPoints	200	~ 200
SweepTime	28.443 μs	AUTO
Reference Level	-20.000 dBm	-20.000 dBm
Attenuation	0.000 dB	AUTO
Detector	MaxPeak	MaxPeak
SweepCount	200	200
Filter	3 dB	3 dB
Trace Mode	Max Hold	Max Hold
Sweeptype	FFT	AUTO
Preamp	off	off
Stablemode	Trace	Trace
Stablevalue	0.30 dB	0.30 dB
Run	32 / max. 150	max. 150
Stable	5 / 5	5
Max Stable Difference	0.00 dB	0.30 dB

## RF output power (5500 MHz; 10.000 dBm; 20 MHz)

Test according to FCC title 47 part 15 §15.407(a), KDB 789033 D02 General U-NII Test Procedures New Rules v02r01 and ANSI C63.10

### Result

DUT Frequency (MHz)	Gated RMS (dBm)	Limit Max (dBm)	Gated EIRP (dBm)	DutyCycle (%)	Result
5500.000000	8.3	23.8	8.3	2.441	PASS



## Power Spectral Density (5500 MHz; 10.000 dBm; 20 MHz)

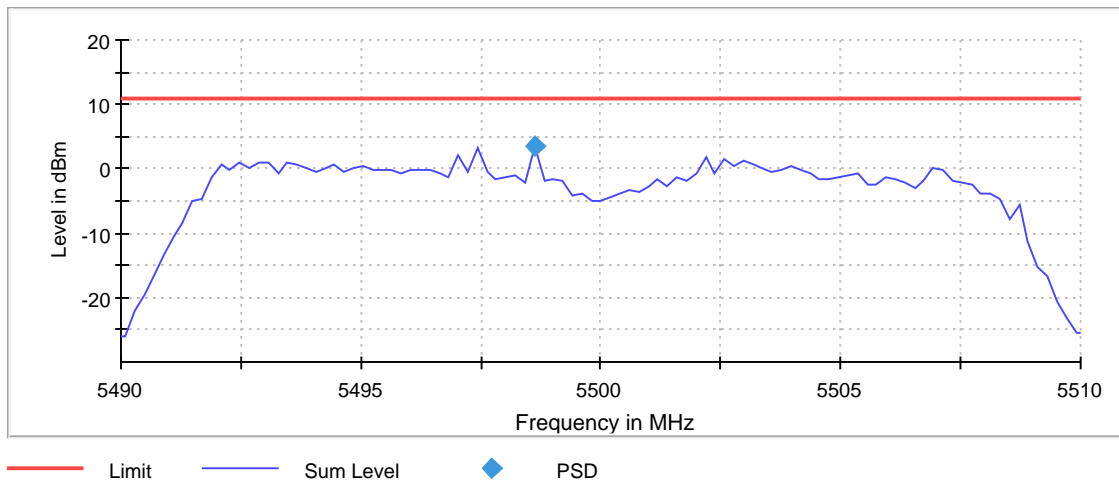
Test according to FCC title 47 part 15 §15.407(a), KDB 789033 D02 General U-NII Test Procedures New Rules v02r01 and ANSI C63.10

### Result

DUT Frequency (MHz)	Frequency (MHz)	PSD (dBm)	Limit Max (dBm)	Result
5500.000000	5498.613861	3.648	11.0	PASS

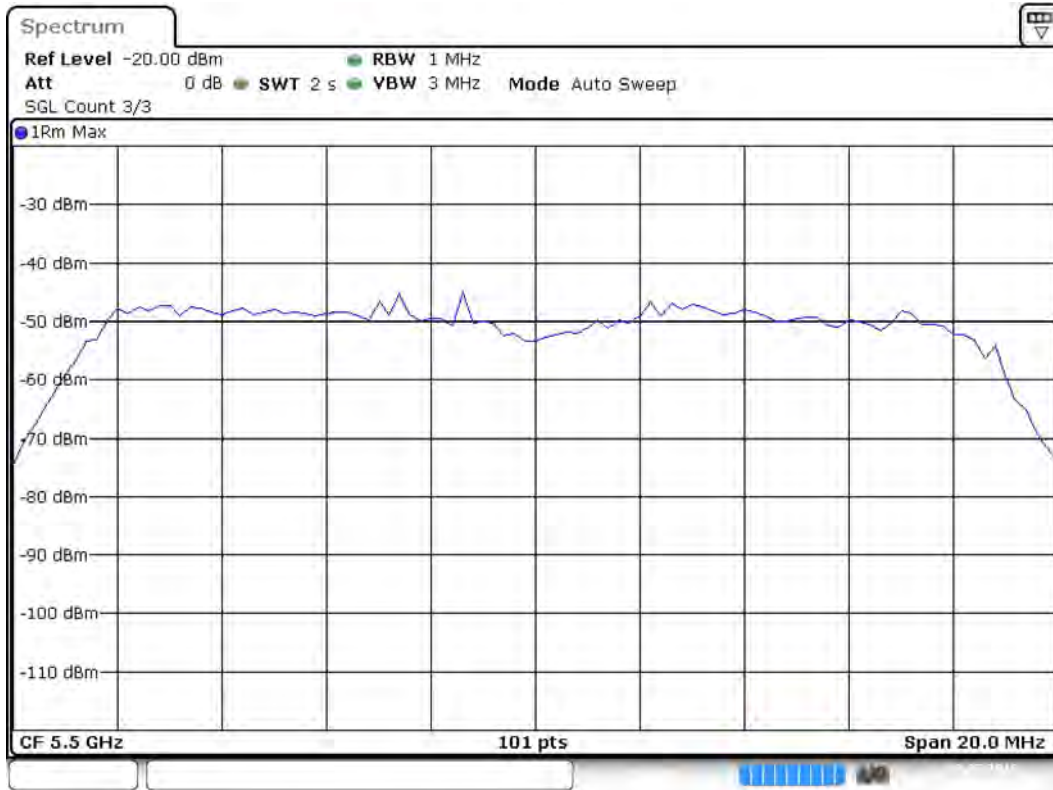
### Ports

Port	Duty Cycle (%)
1	1.913



PSD Connector 1





Date: 18 JUL 2018 10:52:41

### Measurement

Setting	Instrument Value	Target Value
Start Frequency	5.49000 GHz	5.49000 GHz
Stop Frequency	5.51000 GHz	5.51000 GHz
Span	20.000 MHz	20.000 MHz
RBW	1.000 MHz	<= 1.000 MHz
VBW	3.000 MHz	>= 3.000 MHz
SweepPoints	101	~ 40
SweepTime	2.020 s	2.020 s
Reference Level	-20.000 dBm	-20.000 dBm
Attenuation	0.000 dB	AUTO
Detector	RMS	RMS
SweepCount	3	3
Filter	3 dB	3 dB
Trace Mode	Max Hold	Max Hold
Sweeptype	Sweep	AUTO
Preamp	off	off
Stablemode	Trace	Trace
Stablevalue	0.30 dB	0.30 dB
Run	14 / max. 15	max. 15
Stable	3 / 3	3
Max Stable Difference	0.00 dB	0.30 dB

## Minimum Emission Bandwidth 6 dB (5500 MHz; 10.000 dBm; 20 MHz)

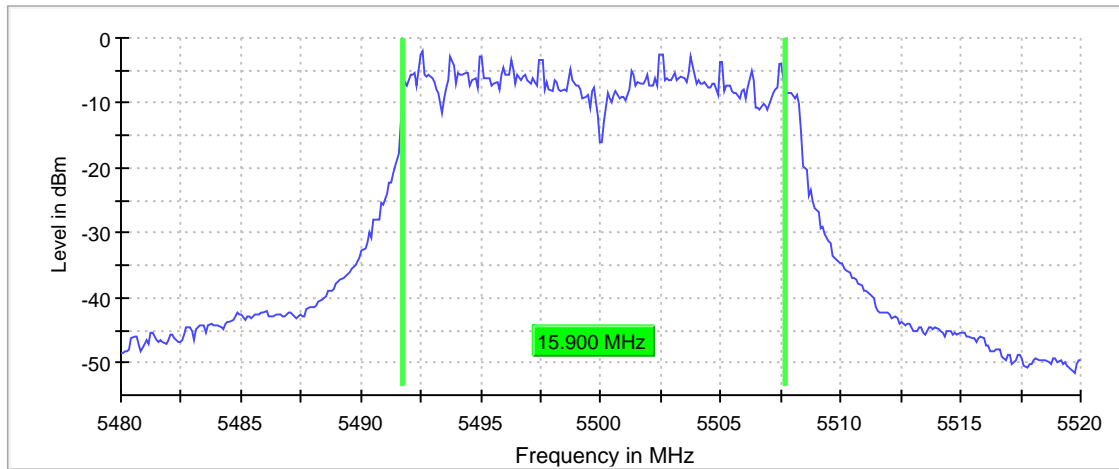
Test according to FCC title 47 part 15 §15.407(a),(e), KDB 789033 D02 General U-NII Test Procedures New Rules v02r01 and ANSI C63.10

### 6 dB Bandwidth

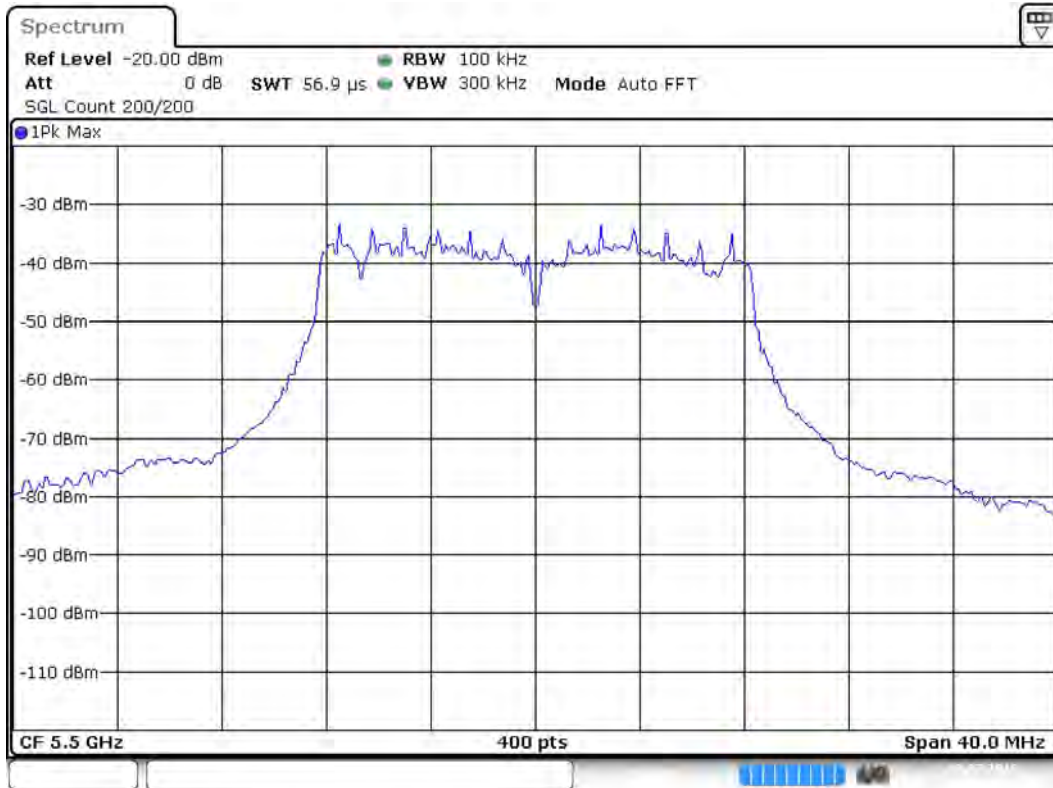
DUT Frequency (MHz)	Bandwidth (MHz)	Limit Min (MHz)	Limit Max (MHz)	Band Edge Left (MHz)	Band Edge Right (MHz)
5500.000000	15.900000	---	---	5491.750000	5507.650000

(continuation of the "6 dB Bandwidth" table from column 6 ...)

DUT Frequency (MHz)	Max Level (dBm)	Result
5500.000000	-2.1	PASS



Bandwidth



Date: 18 JUL 2018 10:56:01

### Measurement

Setting	Instrument Value	Target Value
Start Frequency	5.48000 GHz	5.48000 GHz
Stop Frequency	5.52000 GHz	5.52000 GHz
Span	40.000 MHz	40.000 MHz
RBW	100.000 kHz	~ 100.000 kHz
VBW	300.000 kHz	~ 300.000 kHz
SweepPoints	400	~ 400
SweepTime	56.886 μs	AUTO
Reference Level	-20.000 dBm	-20.000 dBm
Attenuation	0.000 dB	AUTO
Detector	MaxPeak	MaxPeak
SweepCount	200	200
Filter	3 dB	3 dB
Trace Mode	Max Hold	Max Hold
SweepType	FFT	AUTO
Preamp	off	off
Stablemode	Trace	Trace
Stablevalue	0.30 dB	0.30 dB
Run	150 / max. 150	max. 150
Stable	2 / 5	5
Max Stable Difference	0.00 dB	0.30 dB

## Occupied Channel Bandwidth 99% (5500 MHz; 10.000 dBm; 20 MHz)

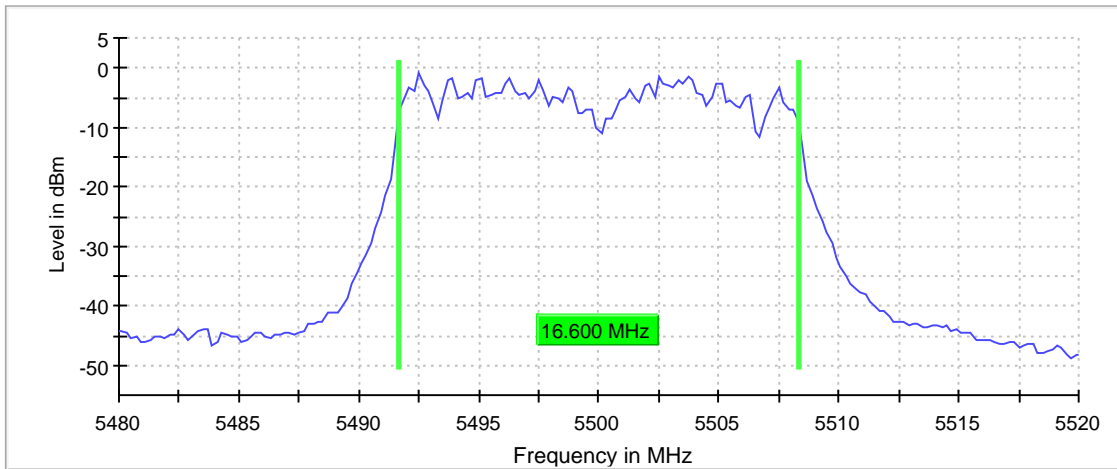
Test according to FCC title 47 part 15 §15.407(a),(e), KDB 789033 D02 General U-NII Test Procedures New Rules v02r01 and ANSI C63.10

### 99 % Bandwidth

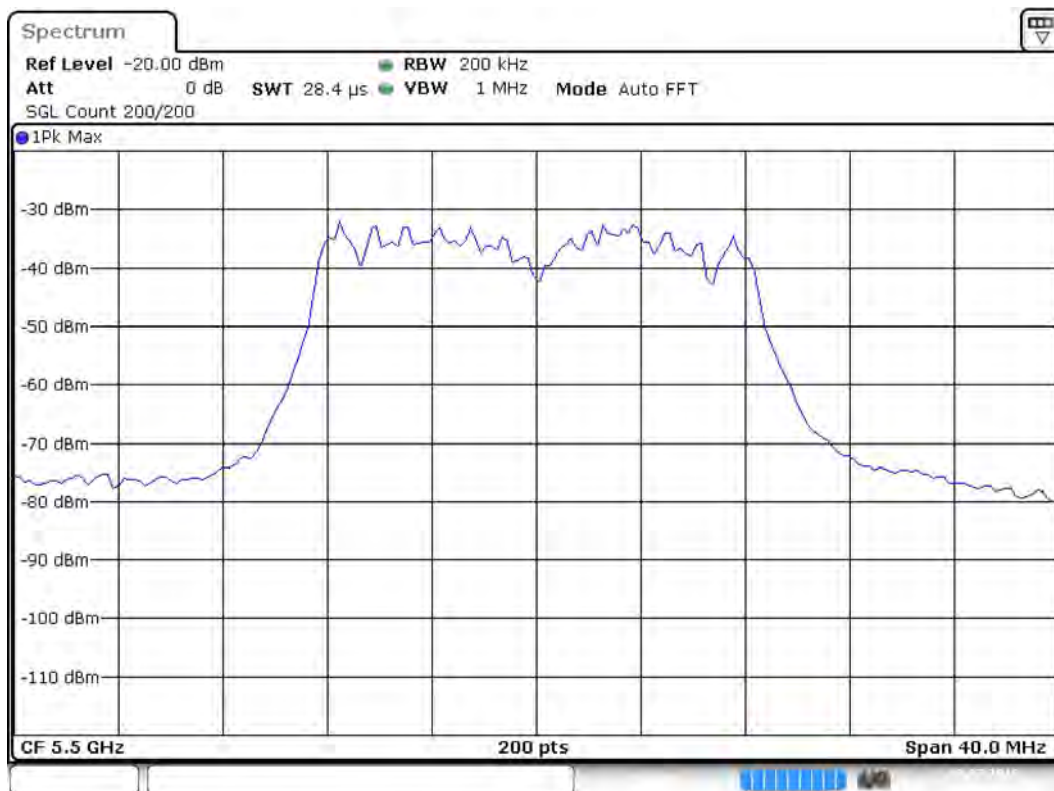
DUT Frequency (MHz)	Bandwidth (MHz)	Limit Min (MHz)	Limit Max (MHz)	Band Edge Left (MHz)	Band Edge Right (MHz)
5500.000000	16.600000	---	---	5491.700000	5508.300000

(continuation of the "99 % Bandwidth" table from column 6 ...)

DUT Frequency (MHz)	Result
5500.000000	PASS



Bandwidth



Date: 18 JUL 2018 10:56:48

### Measurement

Setting	Instrument Value	Target Value
Start Frequency	5.48000 GHz	5.48000 GHz
Stop Frequency	5.52000 GHz	5.52000 GHz
Span	40.000 MHz	40.000 MHz
RBW	200.000 kHz	<= 200.000 kHz
VBW	1.000 MHz	>= 600.000 kHz
SweepPoints	200	~ 200
SweepTime	28.443 μs	AUTO
Reference Level	-20.000 dBm	-20.000 dBm
Attenuation	0.000 dB	AUTO
Detector	MaxPeak	MaxPeak
SweepCount	200	200
Filter	3 dB	3 dB
Trace Mode	Max Hold	Max Hold
Sweeptype	FFT	AUTO
Preamp	off	off
Stablemode	Trace	Trace
Stablevalue	0.30 dB	0.30 dB
Run	35 / max. 150	max. 150
Stable	5 / 5	5
Max Stable Difference	0.00 dB	0.30 dB

## Band Edge low (5500 MHz; 10.000 dBm; 20 MHz)

Test according to FCC title 47 part 15 §15.407(b), KDB 789033 D02 General U-NII Test Procedures New Rules v02r01 and ANSI C63.10

### Result

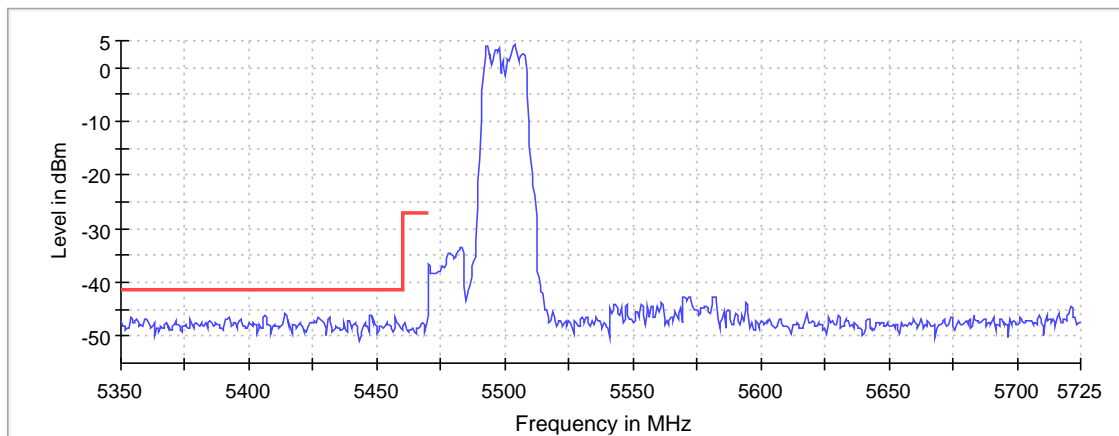
DUT Frequency (MHz)	Result
5500.000000	PASS

### Inband Peak

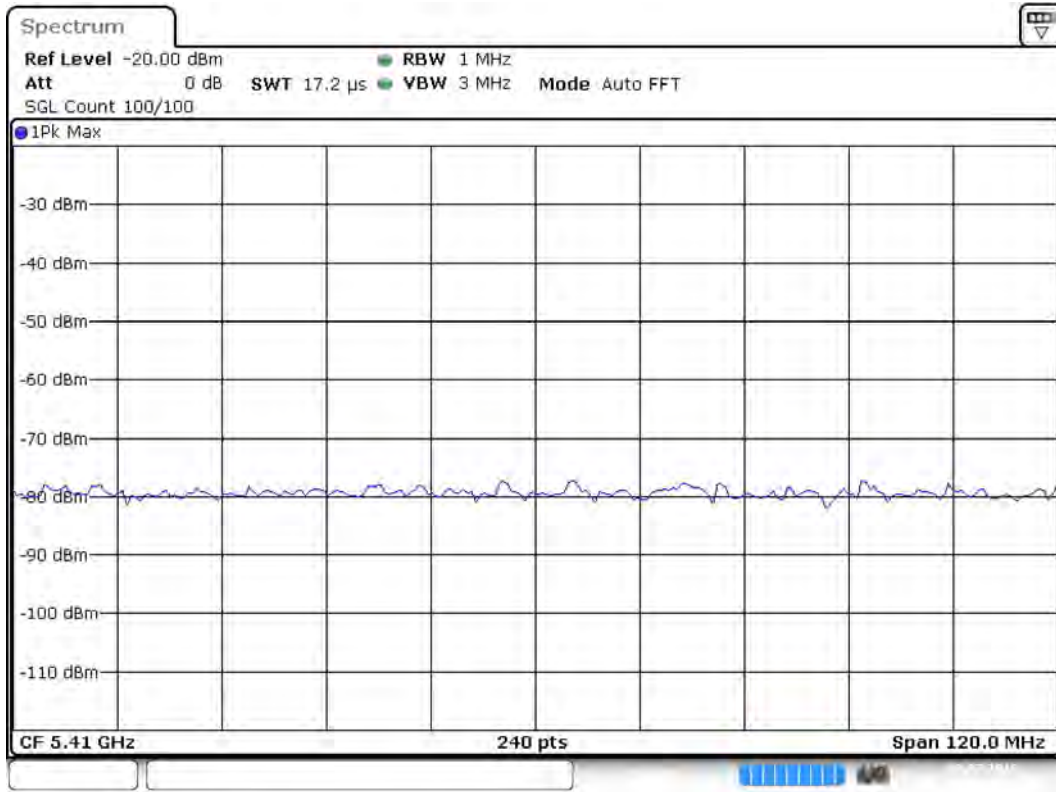
Frequency (MHz)	Level (dBm)
5503.750000	4.2

### Measurements

Frequency (MHz)	Level (dBm)	Margin (dB)	Limit (dBm)	Result
5414.250000	-45.9	4.7	-41.2	PASS
5406.250000	-46.0	4.8	-41.2	PASS
5447.250000	-46.1	4.9	-41.2	PASS
5414.750000	-46.2	5.0	-41.2	PASS
5413.750000	-46.2	5.0	-41.2	PASS
5447.750000	-46.3	5.0	-41.2	PASS
5406.750000	-46.4	5.1	-41.2	PASS
5427.250000	-46.4	5.2	-41.2	PASS
5431.250000	-46.5	5.2	-41.2	PASS
5353.750000	-46.5	5.3	-41.2	PASS
5392.250000	-46.5	5.3	-41.2	PASS
5426.750000	-46.6	5.3	-41.2	PASS
5457.250000	-46.6	5.4	-41.2	PASS
5405.750000	-46.6	5.4	-41.2	PASS
5360.250000	-46.7	5.4	-41.2	PASS

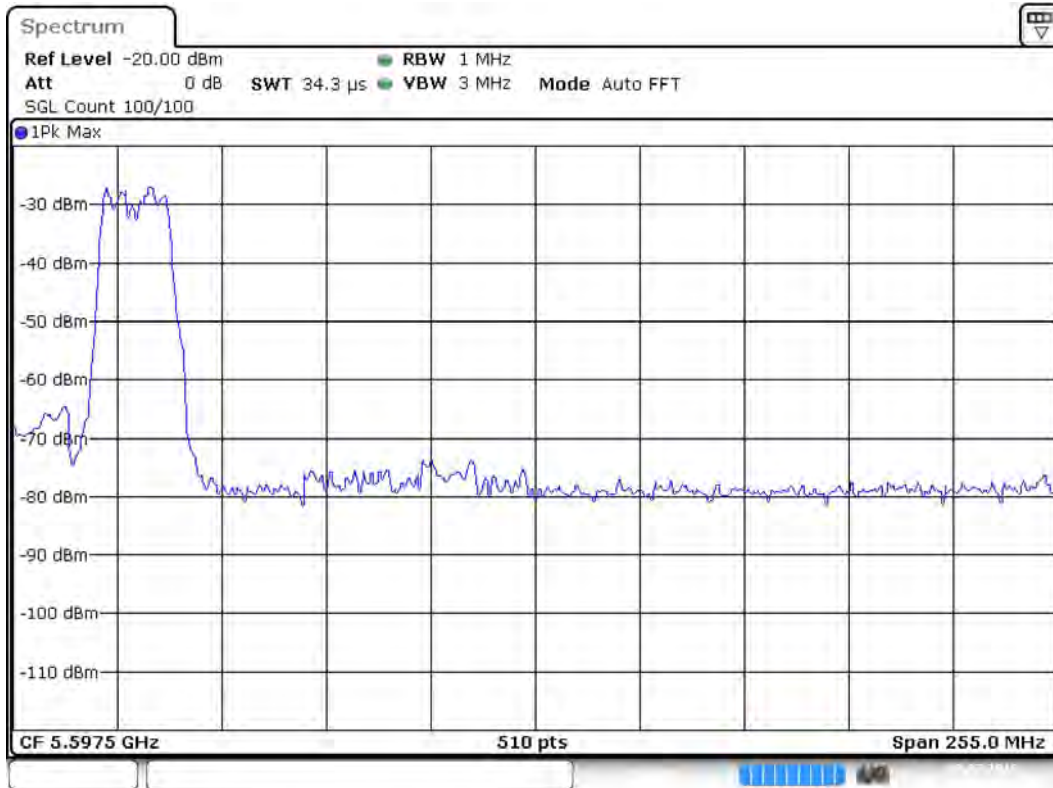


Band Edge Connector 1\_0



Date: 18 JUL 2018 10:57:00

Band Edge Connector 1\_1



Date: 18 JUL 2018 10:58:25

### Measurement 1

Setting	Instrument Value	Target Value
Start Frequency	5.47000 GHz	5.47000 GHz
Stop Frequency	5.72500 GHz	5.72500 GHz
Span	255.000 MHz	255.000 MHz
RBW	1.000 MHz	<= 1.000 MHz
VBW	3.000 MHz	>= 3.000 MHz
SweepPoints	510	~ 510
SweepTime	34.313 μs	AUTO
Reference Level	-20.000 dBm	-20.000 dBm
Attenuation	0.000 dB	AUTO
Detector	MaxPeak	MaxPeak
SweepCount	100	100
Filter	3 dB	3 dB
Trace Mode	Max Hold	Max Hold
SweepType	FFT	AUTO
Preamp	off	off
Stablemode	Trace	Trace
Stablevalue	0.50 dB	0.50 dB
Run	26 / max. 150	max. 150
Stable	3 / 3	3
Max Stable Difference	0.39 dB	0.50 dB

### Measurement 2

Setting	Instrument Value	Target Value
Start Frequency	5.35000 GHz	5.35000 GHz
Stop Frequency	5.47000 GHz	5.47000 GHz
Span	120.000 MHz	120.000 MHz



---

Setting	Instrument Value	Target Value
RBW	1.000 MHz	<= 1.000 MHz
VBW	3.000 MHz	>= 3.000 MHz
SweepPoints	240	~ 240
SweepTime	17.156 $\mu$ s	AUTO
Reference Level	-20.000 dBm	-20.000 dBm
Attenuation	0.000 dB	AUTO
Detector	MaxPeak	MaxPeak
SweepCount	100	100
Filter	3 dB	3 dB
Trace Mode	Max Hold	Max Hold
SweepType	FFT	AUTO
Preamp	off	off
Stablemode	Trace	Trace
Stablevalue	0.50 dB	0.50 dB
Run	4 / max. 150	max. 150
Stable	3 / 3	3
Max Stable Difference	0.00 dB	0.50 dB

## Emission Bandwidth 26 dB (5600 MHz; 10.000 dBm; 20 MHz)

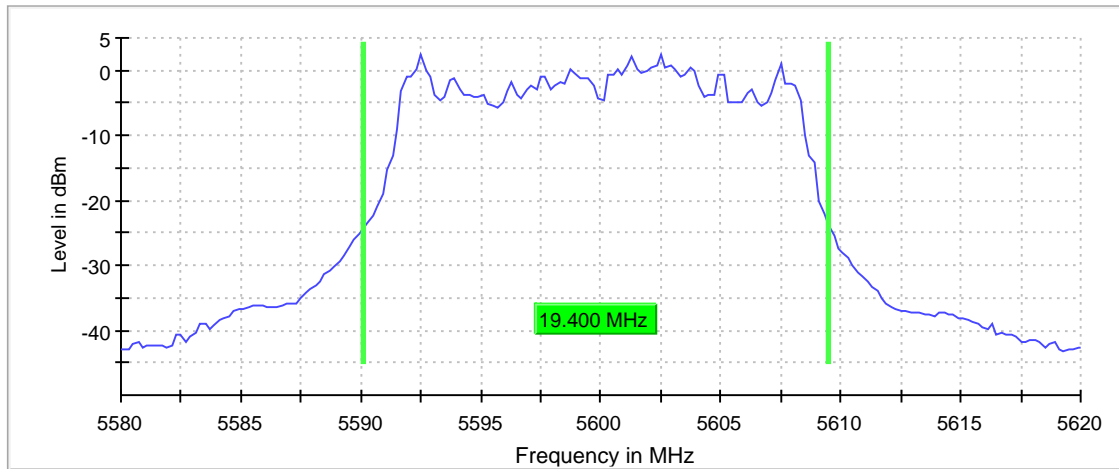
Test according to FCC title 47 part 15 §15.407(a),(e), KDB 789033 D02 General U-NII Test Procedures New Rules v02r01 and ANSI C63.10

### 26 dB Bandwidth

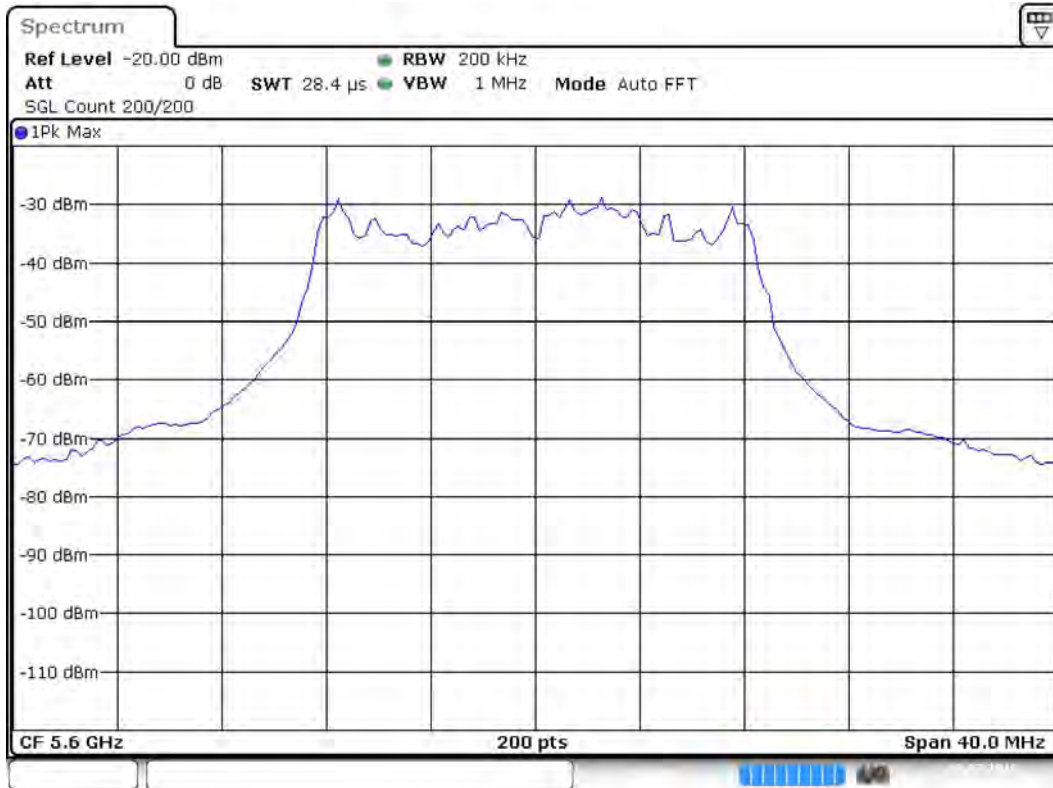
DUT Frequency (MHz)	Bandwidth (MHz)	Limit Min (MHz)	Limit Max (MHz)	Band Edge Left (MHz)	Band Edge Right (MHz)
5600.000000	19.400000	---	---	5590.100000	5609.500000

(continuation of the "26 dB Bandwidth" table from column 6 ...)

DUT Frequency (MHz)	Max Level (dBm)	Result
5600.000000	2.5	PASS



Bandwidth



Date: 18.JUL.2018 11:04:38

### Measurement

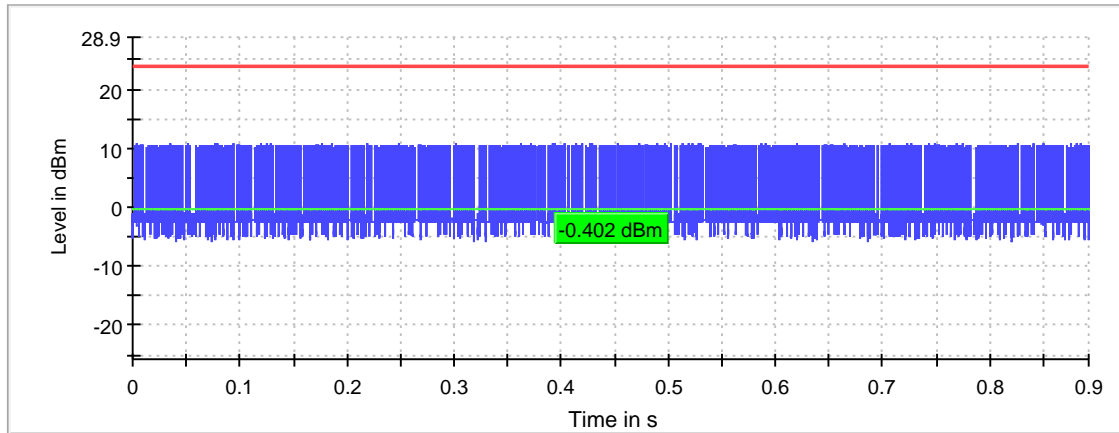
Setting	Instrument Value	Target Value
Start Frequency	5.58000 GHz	5.58000 GHz
Stop Frequency	5.62000 GHz	5.62000 GHz
Span	40.000 MHz	40.000 MHz
RBW	200.000 kHz	~ 200.000 kHz
VBW	1.000 MHz	>= 600.000 kHz
SweepPoints	200	~ 200
SweepTime	28.443 μs	AUTO
Reference Level	-20.000 dBm	-20.000 dBm
Attenuation	0.000 dB	AUTO
Detector	MaxPeak	MaxPeak
SweepCount	200	200
Filter	3 dB	3 dB
Trace Mode	Max Hold	Max Hold
SweepType	FFT	AUTO
Preamp	off	off
Stablemode	Trace	Trace
Stablevalue	0.30 dB	0.30 dB
Run	104 / max. 150	max. 150
Stable	5 / 5	5
Max Stable Difference	0.00 dB	0.30 dB

## RF output power (5600 MHz; 10.000 dBm; 20 MHz)

Test according to FCC title 47 part 15 §15.407(a), KDB 789033 D02 General U-NII Test Procedures New Rules v02r01 and ANSI C63.10

### Result

DUT Frequency (MHz)	Gated RMS (dBm)	Limit Max (dBm)	Gated EIRP (dBm)	DutyCycle (%)	Result
5600.000000	-0.4	23.9	-0.4	89.409	PASS



— Gated Trace    — Overall    — Limit

## Power Spectral Density (5600 MHz; 10.000 dBm; 20 MHz)

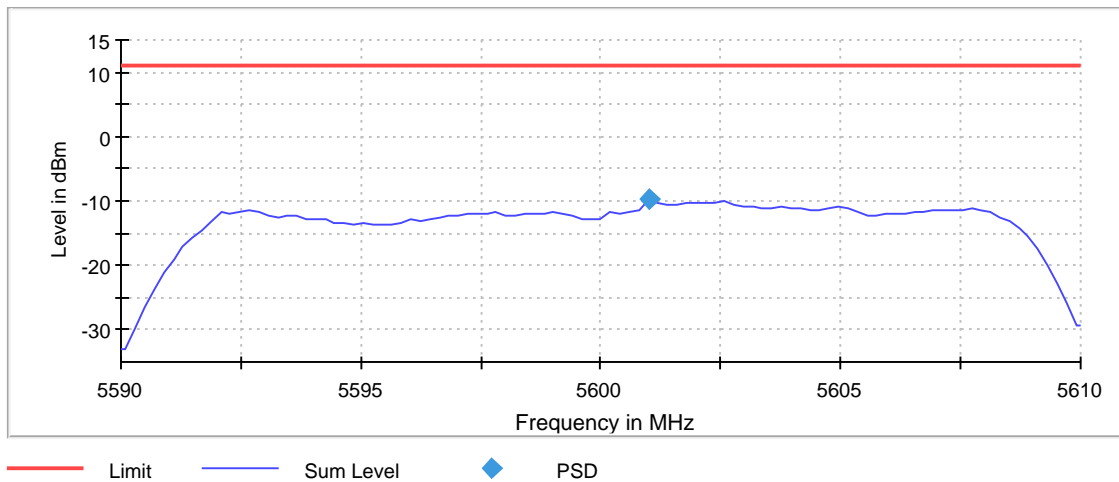
Test according to FCC title 47 part 15 §15.407(a), KDB 789033 D02 General U-NII Test Procedures New Rules v02r01 and ANSI C63.10

### Result

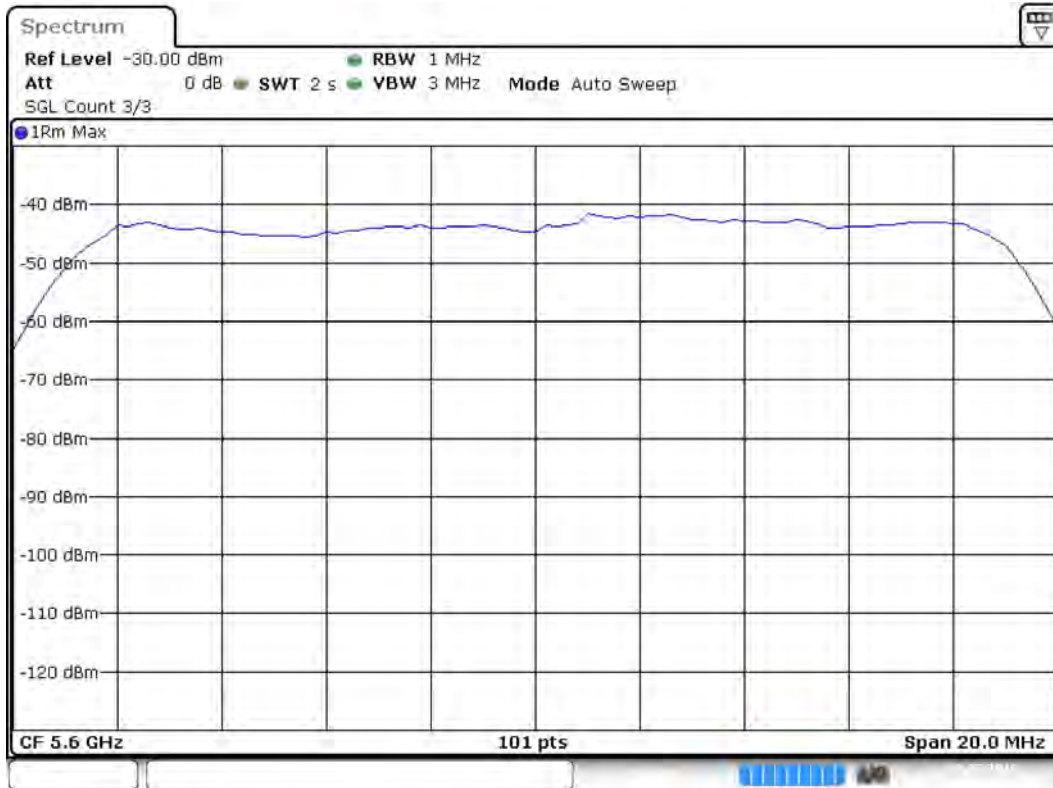
DUT Frequency (MHz)	Frequency (MHz)	PSD (dBm)	Limit Max (dBm)	Result
5600.000000	5600.990099	-9.680	11.0	PASS

### Ports

Port	Duty Cycle (%)
1	90.473



PSD Connector 1



Date: 18 JUL 2018 11:06:29

## Measurement

Setting	Instrument Value	Target Value
Start Frequency	5.59000 GHz	5.59000 GHz
Stop Frequency	5.61000 GHz	5.61000 GHz
Span	20.000 MHz	20.000 MHz
RBW	1.000 MHz	<= 1.000 MHz
VBW	3.000 MHz	>= 3.000 MHz
SweepPoints	101	~ 40
SweepTime	2.020 s	2.020 s
Reference Level	-30.000 dBm	-30.000 dBm
Attenuation	0.000 dB	AUTO
Detector	RMS	RMS
SweepCount	3	3
Filter	3 dB	3 dB
Trace Mode	Max Hold	Max Hold
SweepType	Sweep	AUTO
Preamp	off	off
Stablemode	Trace	Trace
Stablevalue	0.30 dB	0.30 dB
Run	15 / max. 15	max. 15
Stable	0 / 3	3
Max Stable Difference	1.00 dB	0.30 dB

## Minimum Emission Bandwidth 6 dB (5600 MHz; 10.000 dBm; 20 MHz)

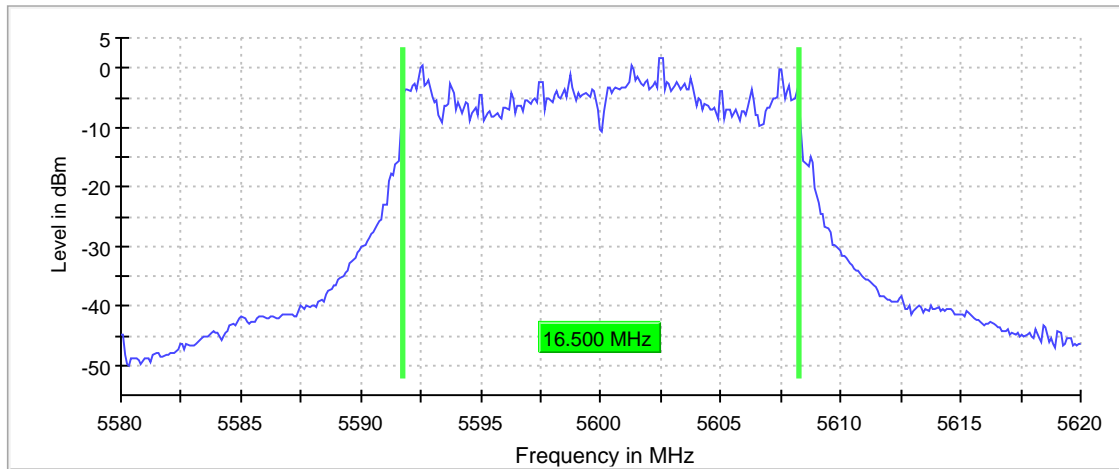
Test according to FCC title 47 part 15 §15.407(a),(e), KDB 789033 D02 General U-NII Test Procedures New Rules v02r01 and ANSI C63.10

### 6 dB Bandwidth

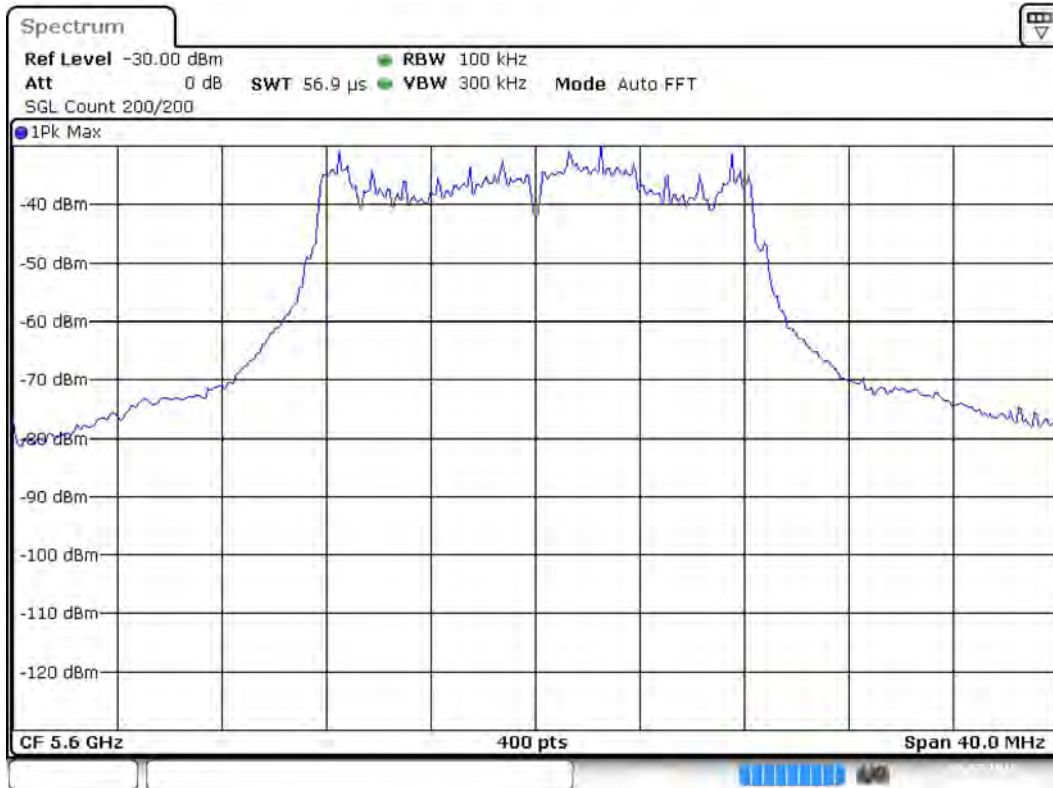
DUT Frequency (MHz)	Bandwidth (MHz)	Limit Min (MHz)	Limit Max (MHz)	Band Edge Left (MHz)	Band Edge Right (MHz)
5600.000000	16.500000	---	---	5591.750000	5608.250000

(continuation of the "6 dB Bandwidth" table from column 6 ...)

DUT Frequency (MHz)	Max Level (dBm)	Result
5600.000000	1.6	PASS



Bandwidth



Date: 18 JUL 2018 11:08:36

## Measurement

Setting	Instrument Value	Target Value
Start Frequency	5.58000 GHz	5.58000 GHz
Stop Frequency	5.62000 GHz	5.62000 GHz
Span	40.000 MHz	40.000 MHz
RBW	100.000 kHz	~ 100.000 kHz
VBW	300.000 kHz	~ 300.000 kHz
SweepPoints	400	~ 400
SweepTime	56.886 μs	AUTO
Reference Level	-30.000 dBm	-30.000 dBm
Attenuation	0.000 dB	AUTO
Detector	MaxPeak	MaxPeak
SweepCount	200	200
Filter	3 dB	3 dB
Trace Mode	Max Hold	Max Hold
Sweeptype	FFT	AUTO
Preamp	off	off
Stablemode	Trace	Trace
Stablevalue	0.30 dB	0.30 dB
Run	93 / max. 150	max. 150
Stable	5 / 5	5
Max Stable Difference	0.00 dB	0.30 dB



## Occupied Channel Bandwidth 99% (5600 MHz; 10.000 dBm; 20 MHz)

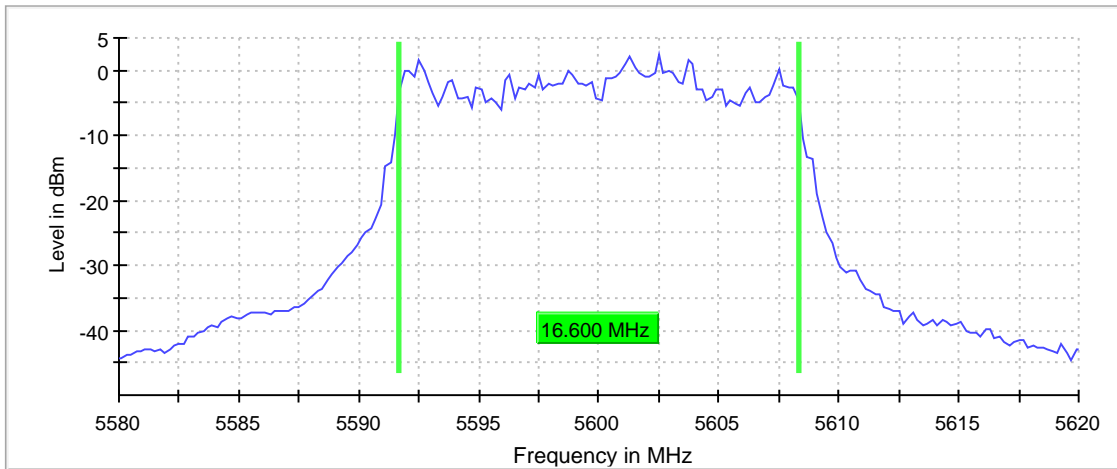
Test according to FCC title 47 part 15 §15.407(a),(e), KDB 789033 D02 General U-NII Test Procedures New Rules v02r01 and ANSI C63.10

### 99 % Bandwidth

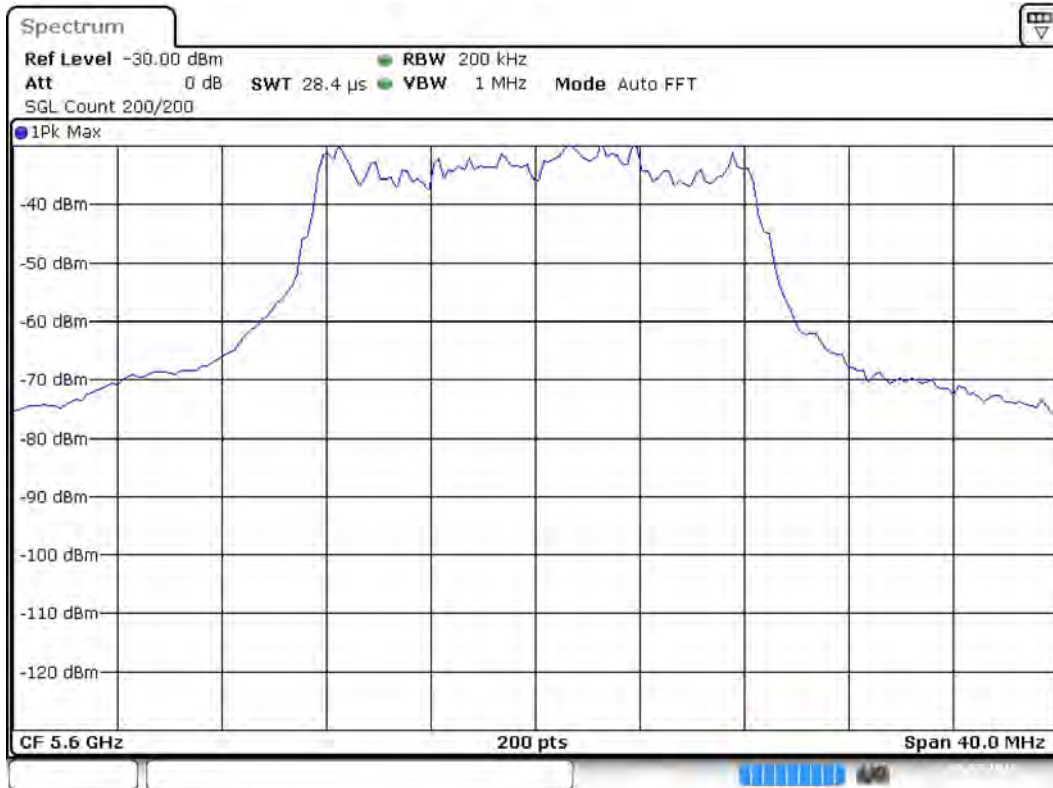
DUT Frequency (MHz)	Bandwidth (MHz)	Limit Min (MHz)	Limit Max (MHz)	Band Edge Left (MHz)	Band Edge Right (MHz)
5600.000000	16.600000	---	---	5591.700000	5608.300000

(continuation of the "99 % Bandwidth" table from column 6 ...)

DUT Frequency (MHz)	Result
5600.000000	PASS



Bandwidth



Date: 18 JUL 2018 11:09:55

### Measurement

Setting	Instrument Value	Target Value
Start Frequency	5.58000 GHz	5.58000 GHz
Stop Frequency	5.62000 GHz	5.62000 GHz
Span	40.000 MHz	40.000 MHz
RBW	200.000 kHz	<= 200.000 kHz
VBW	1.000 MHz	>= 600.000 kHz
SweepPoints	200	~ 200
SweepTime	28.443 μs	AUTO
Reference Level	-30.000 dBm	-30.000 dBm
Attenuation	0.000 dB	AUTO
Detector	MaxPeak	MaxPeak
SweepCount	200	200
Filter	3 dB	3 dB
Trace Mode	Max Hold	Max Hold
Sweeptype	FFT	AUTO
Preamp	off	off
Stablemode	Trace	Trace
Stablevalue	0.30 dB	0.30 dB
Run	62 / max. 150	max. 150
Stable	5 / 5	5
Max Stable Difference	0.00 dB	0.30 dB

## Emission Bandwidth 26 dB (5720 MHz; 10.000 dBm; 20 MHz)

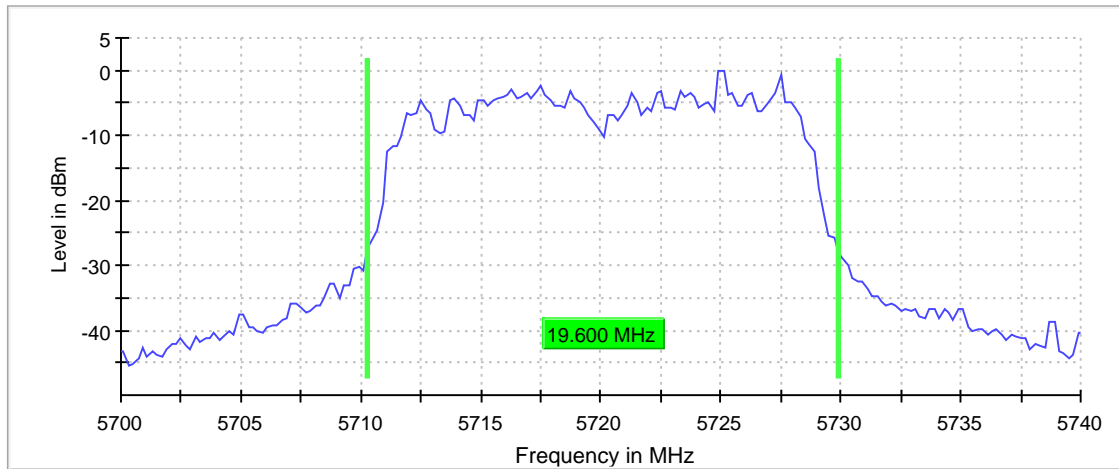
Test according to FCC title 47 part 15 §15.407(a),(e), KDB 789033 D02 General U-NII Test Procedures New Rules v02r01 and ANSI C63.10

### 26 dB Bandwidth

DUT Frequency (MHz)	Bandwidth (MHz)	Limit Min (MHz)	Limit Max (MHz)	Band Edge Left (MHz)	Band Edge Right (MHz)
5720.000000	19.600000	---	---	5710.300000	5729.900000

(continuation of the "26 dB Bandwidth" table from column 6 ...)

DUT Frequency (MHz)	Max Level (dBm)	Result
5720.000000	0.0	PASS



Bandwidth



Date: 18 JUL 2018 11:13:41

### Measurement

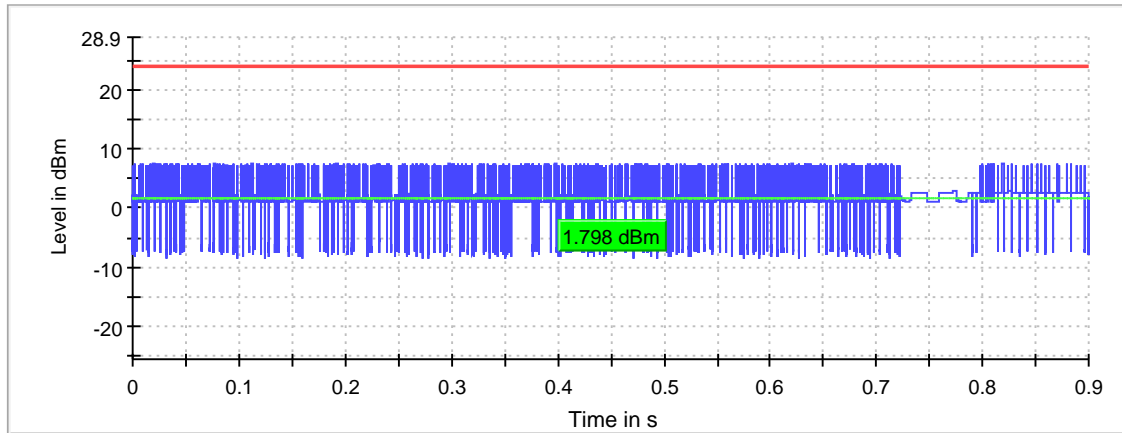
Setting	Instrument Value	Target Value
Start Frequency	5.70000 GHz	5.70000 GHz
Stop Frequency	5.74000 GHz	5.74000 GHz
Span	40.000 MHz	40.000 MHz
RBW	200.000 kHz	~ 200.000 kHz
VBW	1.000 MHz	>= 600.000 kHz
SweepPoints	200	~ 200
SweepTime	28.443 μs	AUTO
Reference Level	-20.000 dBm	-20.000 dBm
Attenuation	0.000 dB	AUTO
Detector	MaxPeak	MaxPeak
SweepCount	200	200
Filter	3 dB	3 dB
Trace Mode	Max Hold	Max Hold
Sweeptype	FFT	AUTO
Preamp	off	off
Stablemode	Trace	Trace
Stablevalue	0.30 dB	0.30 dB
Run	28 / max. 150	max. 150
Stable	5 / 5	5
Max Stable Difference	0.00 dB	0.30 dB

## RF output power (5720 MHz; 10.000 dBm; 20 MHz)

Test according to FCC title 47 part 15 §15.407(a), KDB 789033 D02 General U-NII Test Procedures New Rules v02r01 and ANSI C63.10

### Result

DUT Frequency (MHz)	Gated RMS (dBm)	Limit Max (dBm)	Gated EIRP (dBm)	DutyCycle (%)	Result
5720.000000	1.8	23.9	1.8	90.117	PASS



— Gated Trace    — Overall    — Limit

## Power Spectral Density (5720 MHz; 10.000 dBm; 20 MHz)

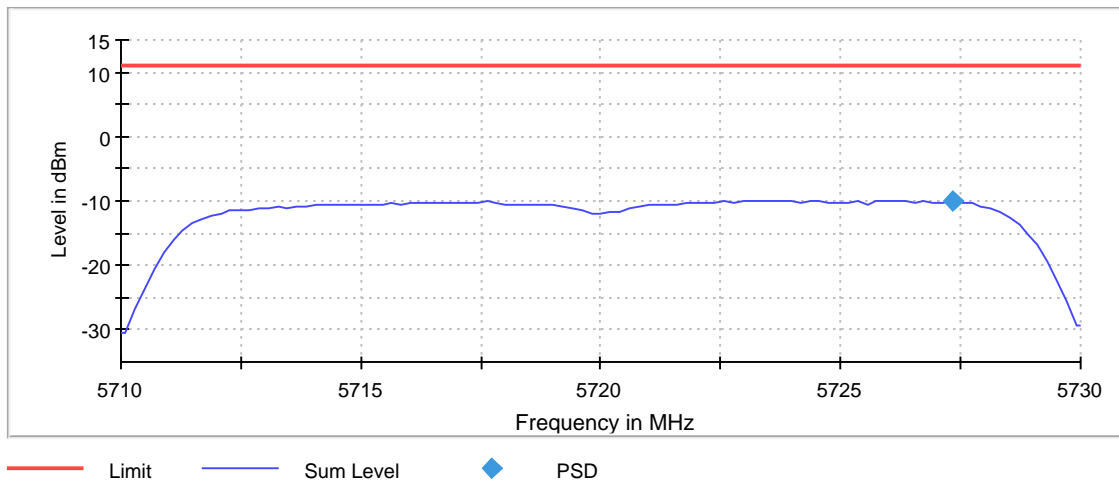
Test according to FCC title 47 part 15 §15.407(a), KDB 789033 D02 General U-NII Test Procedures New Rules v02r01 and ANSI C63.10

### Result

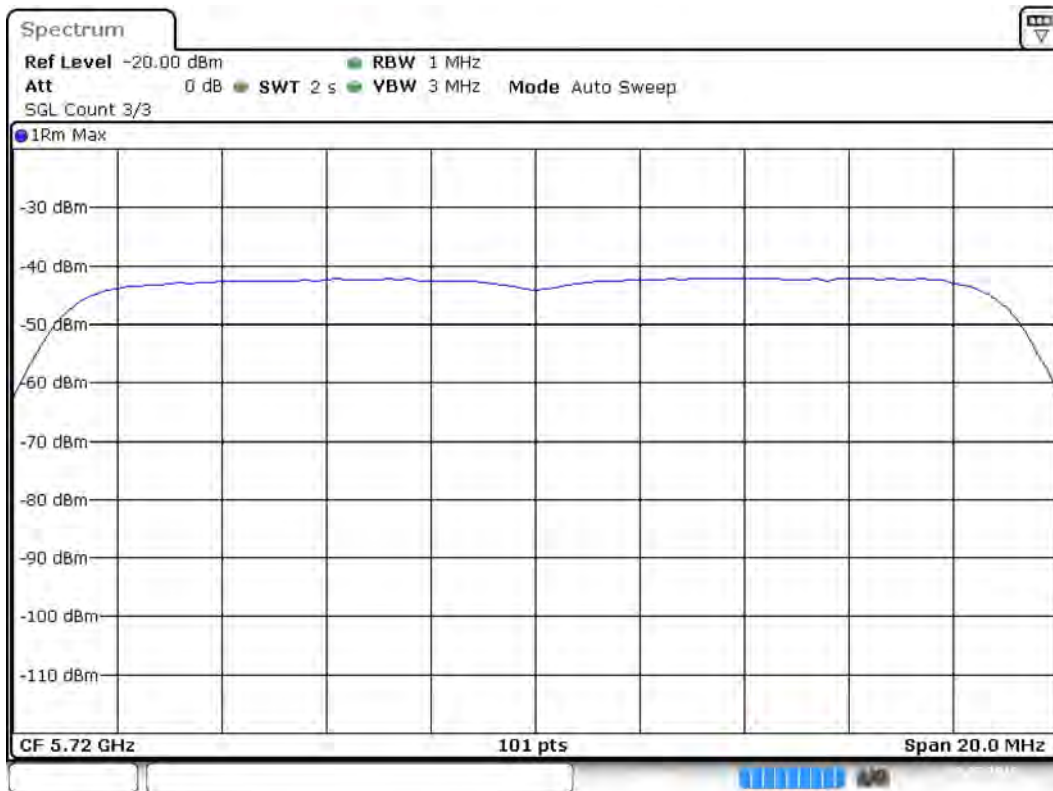
DUT Frequency (MHz)	Frequency (MHz)	PSD (dBm)	Limit Max (dBm)	Result
5720.000000	5727.326733	-9.979	11.0	PASS

### Ports

Port	Duty Cycle (%)
1	89.526



PSD Connector 1



Date: 18 JUL 2018 11:14:20

### Measurement

Setting	Instrument Value	Target Value
Start Frequency	5.71000 GHz	5.71000 GHz
Stop Frequency	5.73000 GHz	5.73000 GHz
Span	20.000 MHz	20.000 MHz
RBW	1.000 MHz	<= 1.000 MHz
VBW	3.000 MHz	>= 3.000 MHz
SweepPoints	101	~ 40
SweepTime	2.020 s	2.020 s
Reference Level	-20.000 dBm	-20.000 dBm
Attenuation	0.000 dB	AUTO
Detector	RMS	RMS
SweepCount	3	3
Filter	3 dB	3 dB
Trace Mode	Max Hold	Max Hold
SweepType	Sweep	AUTO
Preamp	off	off
Stablemode	Trace	Trace
Stablevalue	0.30 dB	0.30 dB
Run	4 / max. 15	max. 15
Stable	3 / 3	3
Max Stable Difference	0.00 dB	0.30 dB

## Minimum Emission Bandwidth 6 dB (5720 MHz; 10.000 dBm; 20 MHz)

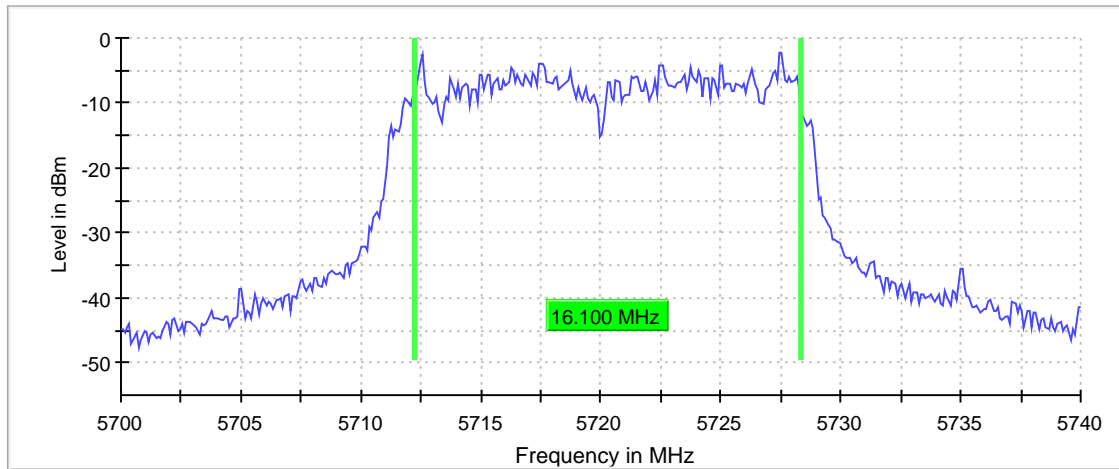
Test according to FCC title 47 part 15 §15.407(a),(e), KDB 789033 D02 General U-NII Test Procedures New Rules v02r01 and ANSI C63.10

### 6 dB Bandwidth

DUT Frequency (MHz)	Bandwidth (MHz)	Limit Min (MHz)	Limit Max (MHz)	Band Edge Left (MHz)	Band Edge Right (MHz)
5720.000000	16.100000	---	---	5712.250000	5728.350000

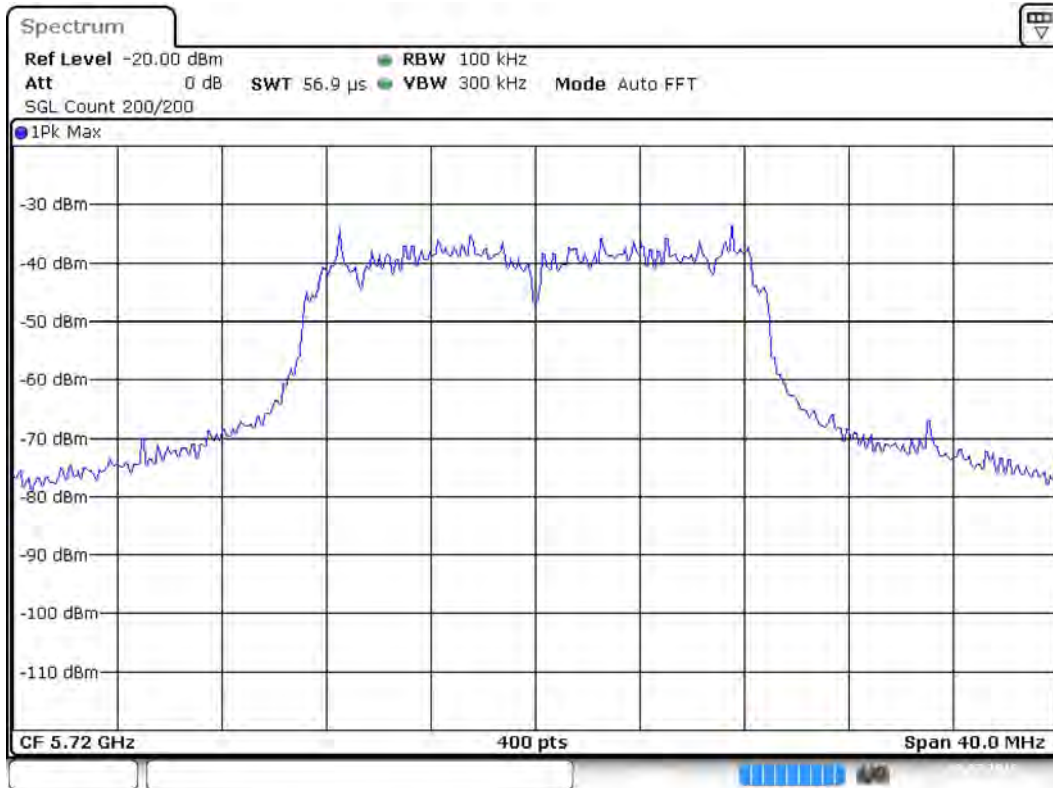
(continuation of the "6 dB Bandwidth" table from column 6 ...)

DUT Frequency (MHz)	Max Level (dBm)	Result
5720.000000	-2.1	PASS



Bandwidth





Date: 18 JUL 2018 11:17:01

### Measurement

Setting	Instrument Value	Target Value
Start Frequency	5.70000 GHz	5.70000 GHz
Stop Frequency	5.74000 GHz	5.74000 GHz
Span	40.000 MHz	40.000 MHz
RBW	100.000 kHz	~ 100.000 kHz
VBW	300.000 kHz	~ 300.000 kHz
SweepPoints	400	~ 400
SweepTime	56.886 μs	AUTO
Reference Level	-20.000 dBm	-20.000 dBm
Attenuation	0.000 dB	AUTO
Detector	MaxPeak	MaxPeak
SweepCount	200	200
Filter	3 dB	3 dB
Trace Mode	Max Hold	Max Hold
SweepType	FFT	AUTO
Preamp	off	off
Stablemode	Trace	Trace
Stablevalue	0.30 dB	0.30 dB
Run	121 / max. 150	max. 150
Stable	5 / 5	5
Max Stable Difference	0.00 dB	0.30 dB

## Occupied Channel Bandwidth 99% (5720 MHz; 10.000 dBm; 20 MHz)

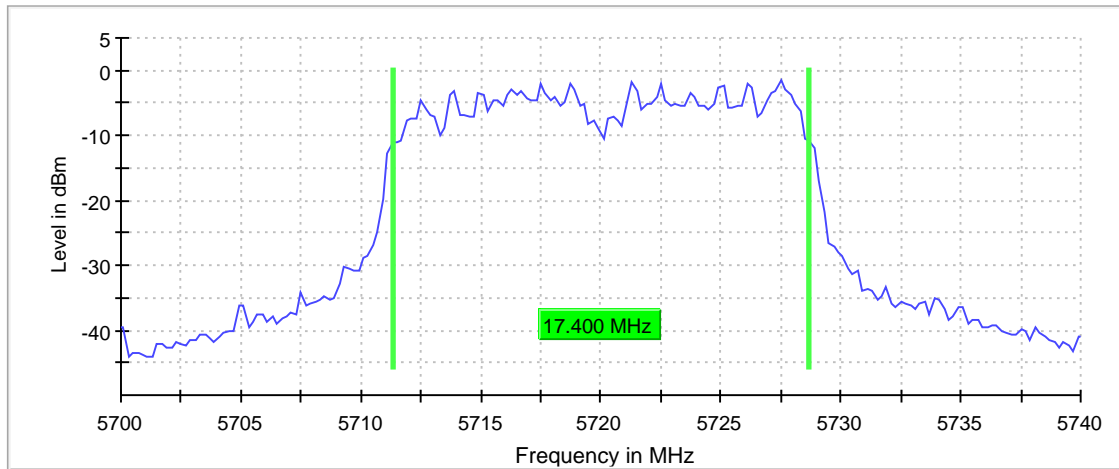
Test according to FCC title 47 part 15 §15.407(a),(e), KDB 789033 D02 General U-NII Test Procedures New Rules v02r01 and ANSI C63.10

### 99 % Bandwidth

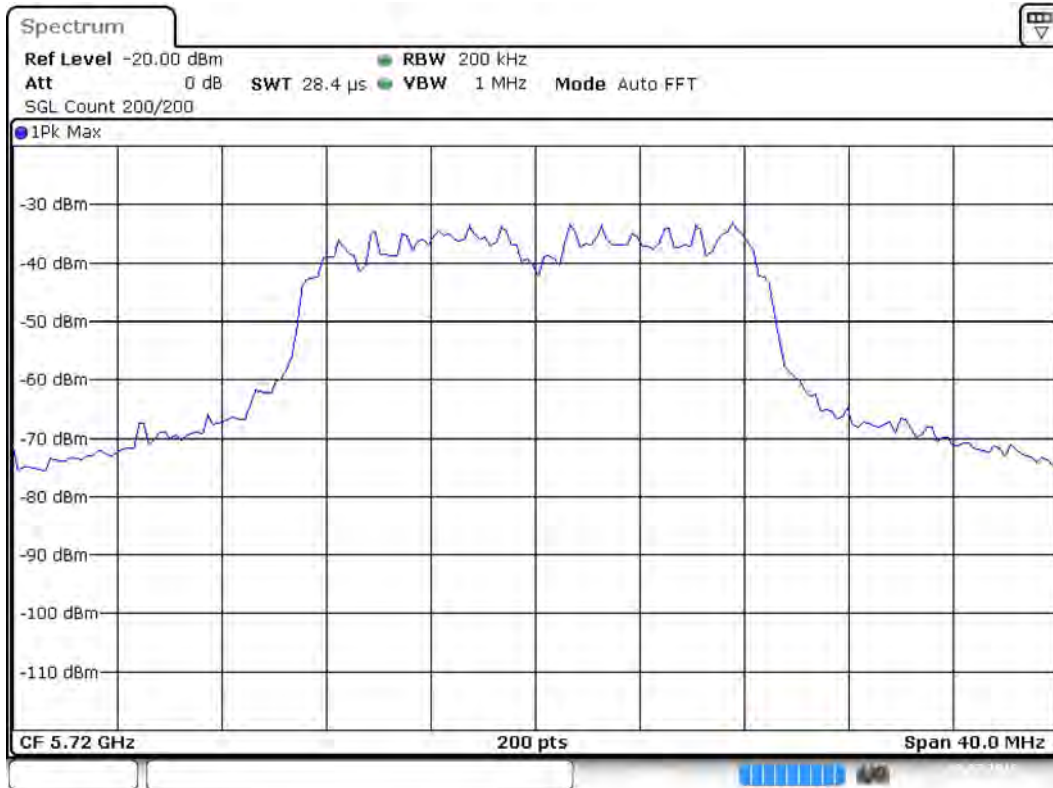
DUT Frequency (MHz)	Bandwidth (MHz)	Limit Min (MHz)	Limit Max (MHz)	Band Edge Left (MHz)	Band Edge Right (MHz)
5720.000000	17.400000	---	---	5711.300000	5728.700000

(continuation of the "99 % Bandwidth" table from column 6 ...)

DUT Frequency (MHz)	Result
5720.000000	PASS



Bandwidth



Date: 18 JUL 2018 11:17:39

### Measurement

Setting	Instrument Value	Target Value
Start Frequency	5.70000 GHz	5.70000 GHz
Stop Frequency	5.74000 GHz	5.74000 GHz
Span	40.000 MHz	40.000 MHz
RBW	200.000 kHz	<= 200.000 kHz
VBW	1.000 MHz	>= 600.000 kHz
SweepPoints	200	~ 200
SweepTime	28.443 μs	AUTO
Reference Level	-20.000 dBm	-20.000 dBm
Attenuation	0.000 dB	AUTO
Detector	MaxPeak	MaxPeak
SweepCount	200	200
Filter	3 dB	3 dB
Trace Mode	Max Hold	Max Hold
Sweeptype	FFT	AUTO
Preamp	off	off
Stablemode	Trace	Trace
Stablevalue	0.30 dB	0.30 dB
Run	27 / max. 150	max. 150
Stable	5 / 5	5
Max Stable Difference	0.00 dB	0.30 dB

## Band Edge high (5720 MHz; 10.000 dBm; 20 MHz)

Test according to FCC title 47 part 15 §15.407(b), KDB 789033 D02 General U-NII Test Procedures New Rules v02r01 and ANSI C63.10

### Result

DUT Frequency (MHz)	Result
5720.000000	PASS*

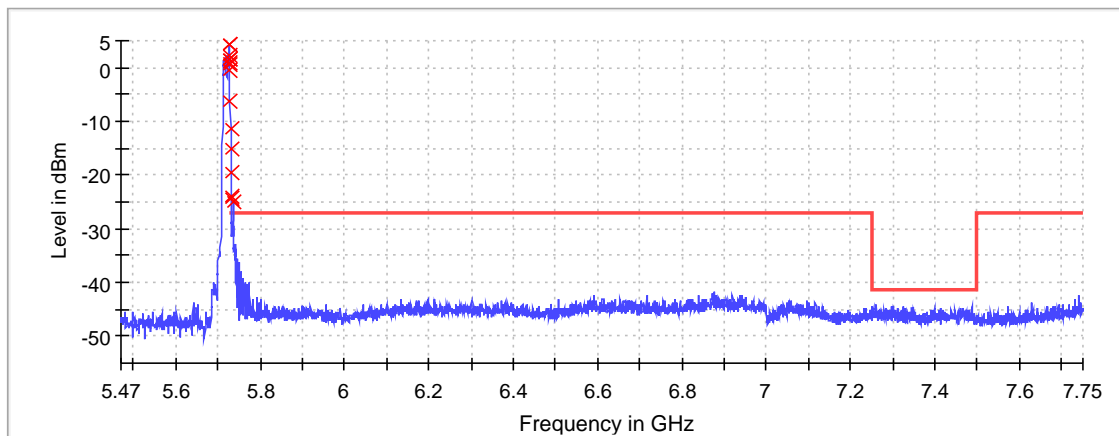
Channel 144 is a straddle channel, band edges are 5470 and 5850 MHz

### Inband Peak

Frequency (MHz)	Level (dBm)
5722.250000	2.1

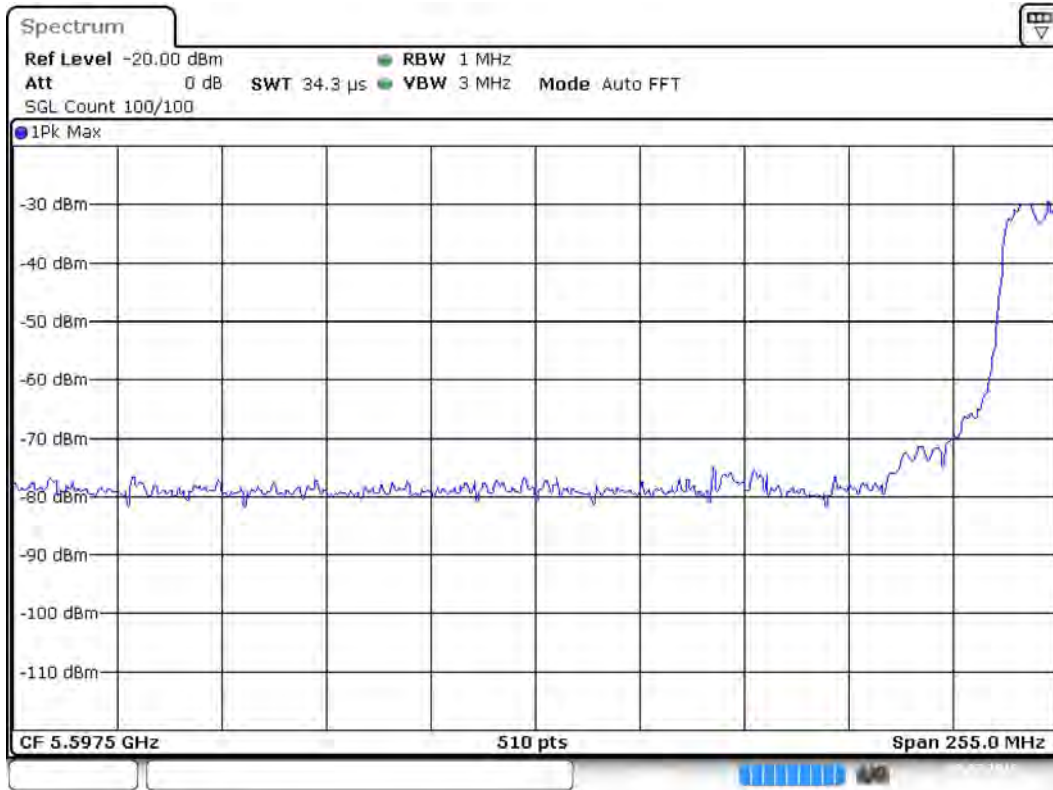
### Measurements

Frequency (MHz)	Level (dBm)	Margin (dB)	Limit (dBm)	Result
5726.750000	4.4	-31.4	-27.0	FAIL
5727.250000	4.2	-31.2	-27.0	FAIL
5727.750000	2.3	-29.3	-27.0	FAIL
5726.250000	1.7	-28.7	-27.0	FAIL
5728.250000	1.5	-28.5	-27.0	FAIL
5725.750000	1.0	-28.0	-27.0	FAIL
5725.250000	0.4	-27.4	-27.0	FAIL
5728.750000	-0.6	-26.4	-27.0	FAIL
5729.250000	-6.3	-20.7	-27.0	FAIL
5729.750000	-11.2	-15.8	-27.0	FAIL
5730.250000	-15.2	-11.8	-27.0	FAIL
5730.750000	-19.6	-7.4	-27.0	FAIL
5731.750000	-23.8	-3.2	-27.0	FAIL
5731.250000	-24.3	-2.7	-27.0	FAIL
5734.750000	-25.0	-2.0	-27.0	FAIL



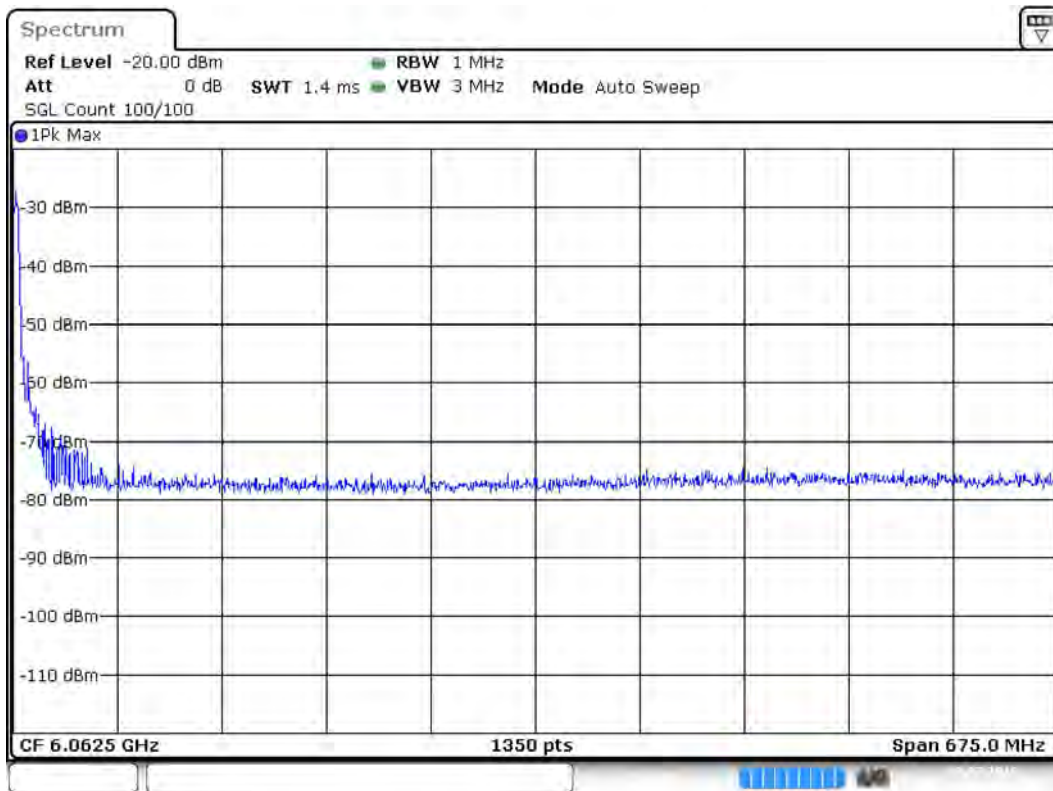
— Limit    — Sum Level    × Fail

Band Edge Connector 1\_0



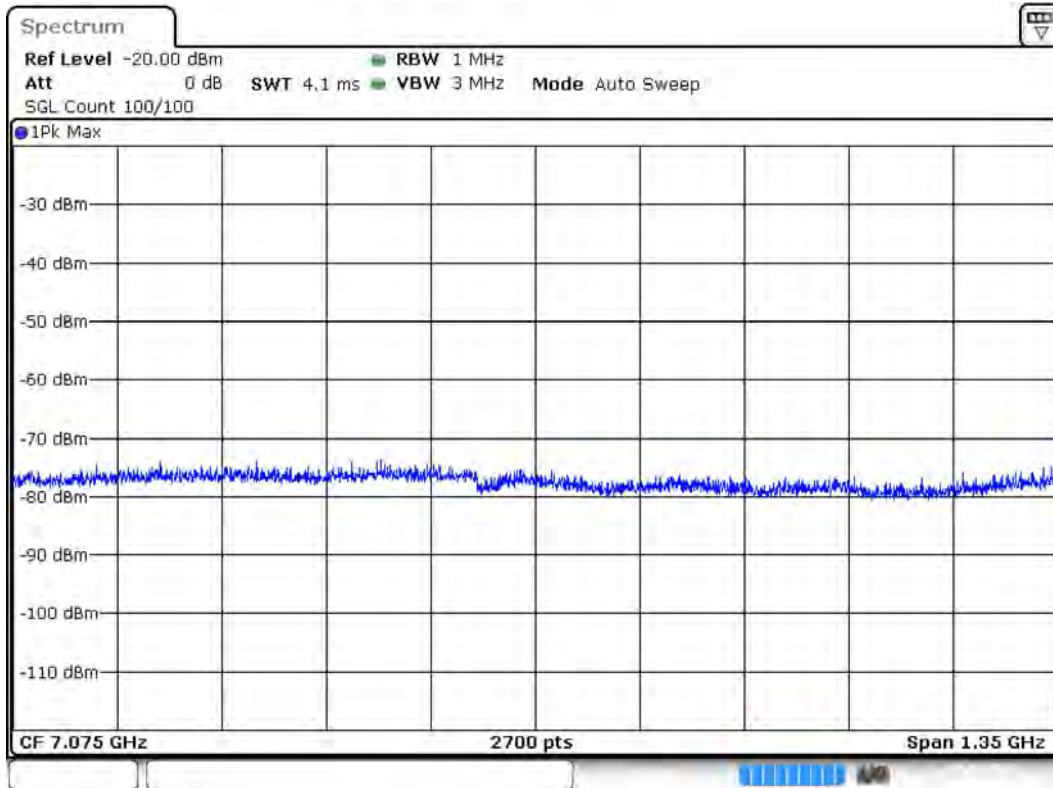
Date: 18 JUL 2018 11:18:42

Band Edge Connector 1\_1



Date: 18 JUL 2018 11:18:58

Band Edge Connector 1\_2



Date: 18.JUL 2018 11:19:17

### Measurement 1

Setting	Instrument Value	Target Value
Start Frequency	5.47000 GHz	5.47000 GHz
Stop Frequency	5.72500 GHz	5.72500 GHz
Span	255.000 MHz	255.000 MHz
RBW	1.000 MHz	<= 1.000 MHz
VBW	3.000 MHz	>= 3.000 MHz
SweepPoints	510	~ 510
SweepTime	34.313 µs	AUTO
Reference Level	-20.000 dBm	-20.000 dBm
Attenuation	0.000 dB	AUTO
Detector	MaxPeak	MaxPeak
SweepCount	100	100
Filter	3 dB	3 dB
Trace Mode	Max Hold	Max Hold
SweepType	FFT	AUTO
Preamp	off	off
Stablemode	Trace	Trace
Stablevalue	0.50 dB	0.50 dB
Run	18 / max. 150	max. 150
Stable	3 / 3	3
Max Stable Difference	0.10 dB	0.50 dB

### Measurement 2

Setting	Instrument Value	Target Value
Start Frequency	5.72500 GHz	5.72500 GHz
Stop Frequency	6.40000 GHz	6.40000 GHz
Span	675.000 MHz	675.000 MHz

---

Setting	Instrument Value	Target Value
RBW	1.000 MHz	<= 1.000 MHz
VBW	3.000 MHz	>= 3.000 MHz
SweepPoints	1350	~ 1350
SweepTime	1.350 ms	AUTO
Reference Level	-20.000 dBm	-20.000 dBm
Attenuation	0.000 dB	AUTO
Detector	MaxPeak	MaxPeak
SweepCount	100	100
Filter	3 dB	3 dB
Trace Mode	Max Hold	Max Hold
SweepType	Sweep	AUTO
Preamp	off	off
Stablemode	Trace	Trace
Stablevalue	0.50 dB	0.50 dB
Run	7 / max. 150	max. 150
Stable	3 / 3	3
Max Stable Difference	0.00 dB	0.50 dB



## Emission Bandwidth 26 dB (5745 MHz; 10.000 dBm; 20 MHz)

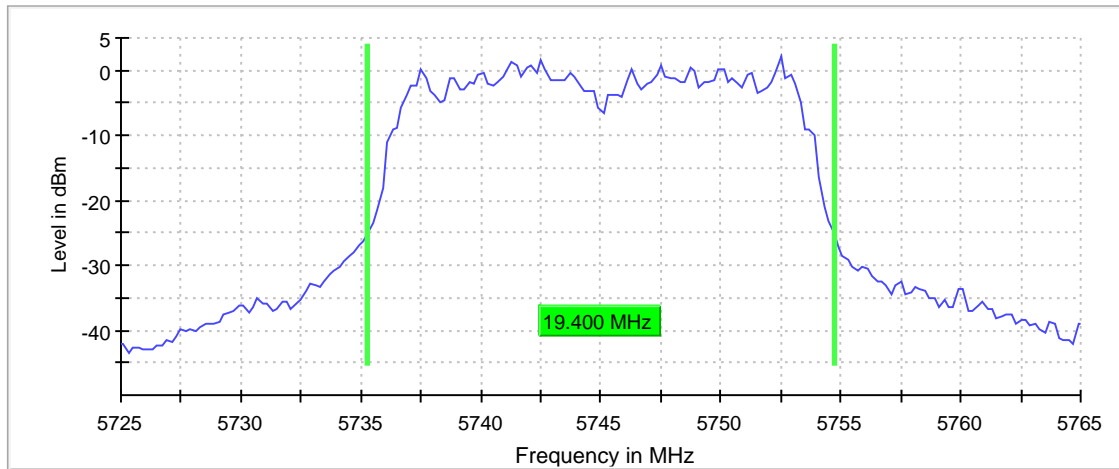
Test according to FCC title 47 part 15 §15.407(a),(e), KDB 789033 D02 General U-NII Test Procedures New Rules v02r01 and ANSI C63.10

### 26 dB Bandwidth

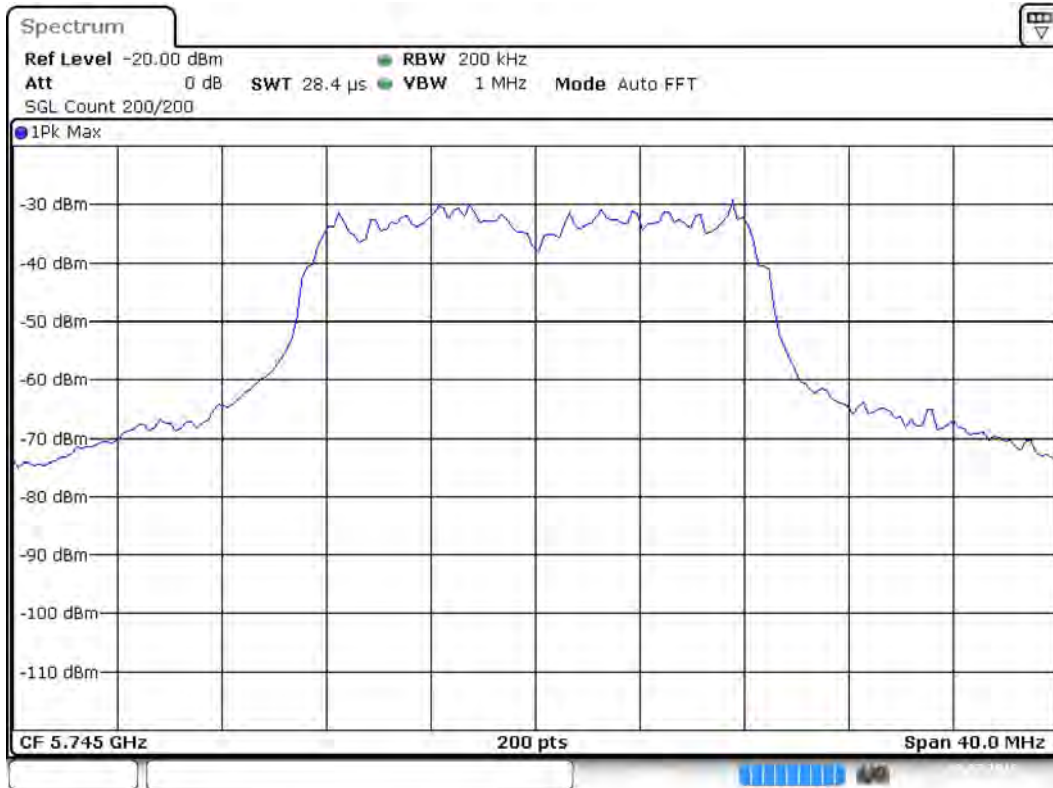
DUT Frequency (MHz)	Bandwidth (MHz)	Limit Min (MHz)	Limit Max (MHz)	Band Edge Left (MHz)	Band Edge Right (MHz)
5745.000000	19.400000	---	---	5735.300000	5754.700000

(continuation of the "26 dB Bandwidth" table from column 6 ...)

DUT Frequency (MHz)	Max Level (dBm)	Result
5745.000000	2.3	PASS



Bandwidth



Date: 18 JUL 2018 11:25:58

### Measurement

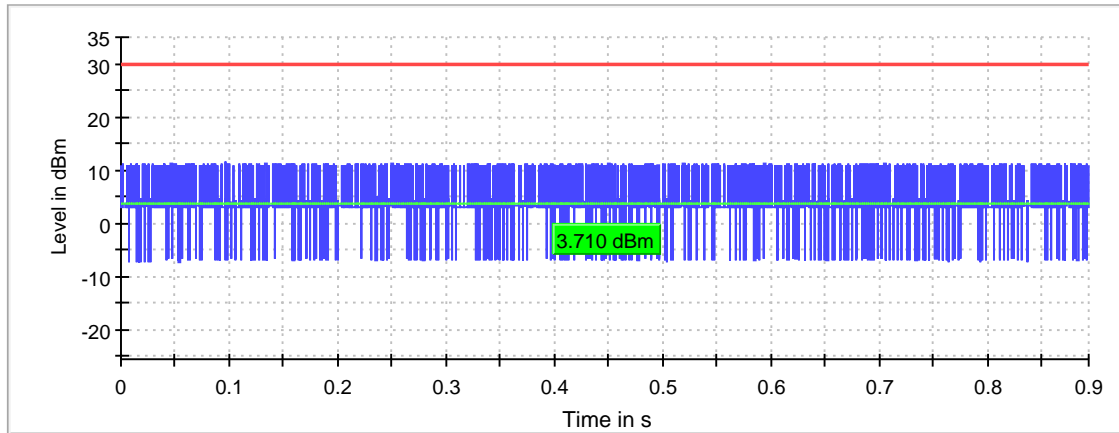
Setting	Instrument Value	Target Value
Start Frequency	5.72500 GHz	5.72500 GHz
Stop Frequency	5.76500 GHz	5.76500 GHz
Span	40.000 MHz	40.000 MHz
RBW	200.000 kHz	~ 200.000 kHz
VBW	1.000 MHz	>= 600.000 kHz
SweepPoints	200	~ 200
SweepTime	28.443 μs	AUTO
Reference Level	-20.000 dBm	-20.000 dBm
Attenuation	0.000 dB	AUTO
Detector	MaxPeak	MaxPeak
SweepCount	200	200
Filter	3 dB	3 dB
Trace Mode	Max Hold	Max Hold
Sweeptype	FFT	AUTO
Preamp	off	off
Stablemode	Trace	Trace
Stablevalue	0.30 dB	0.30 dB
Run	49 / max. 150	max. 150
Stable	5 / 5	5
Max Stable Difference	0.00 dB	0.30 dB

## RF output power (5745 MHz; 10.000 dBm; 20 MHz)

Test according to FCC title 47 part 15 §15.407(a), KDB 789033 D02 General U-NII Test Procedures New Rules v02r01 and ANSI C63.10

### Result

DUT Frequency (MHz)	Gated RMS (dBm)	Limit Max (dBm)	Gated EIRP (dBm)	DutyCycle (%)	Result
5745.000000	3.7	30.0	3.7	89.387	PASS



— Gated Trace    — Overall    — Limit

## Power Spectral Density (5745 MHz; 10.000 dBm; 20 MHz)

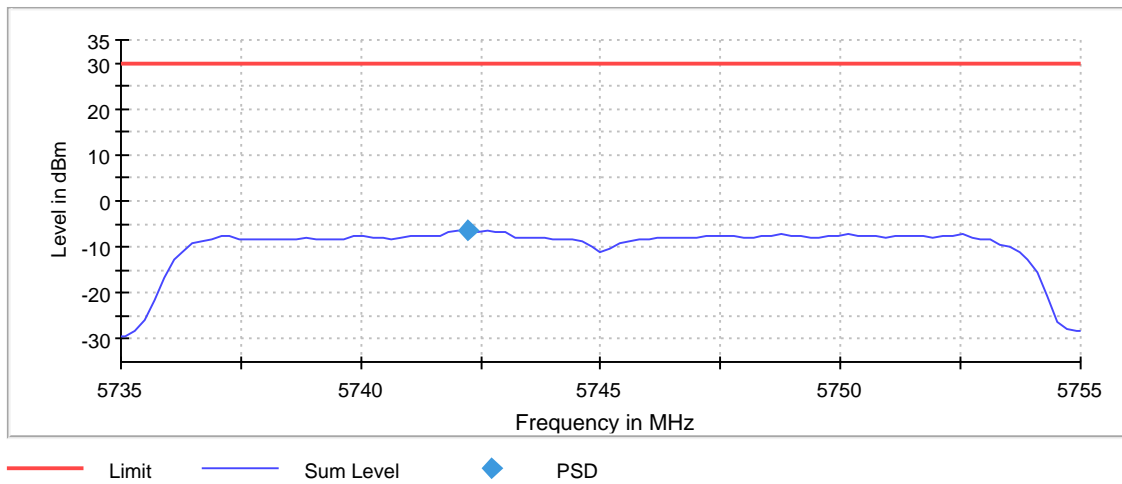
Test according to FCC title 47 part 15 §15.407(a), KDB 789033 D02 General U-NII Test Procedures New Rules v02r01 and ANSI C63.10

### Result

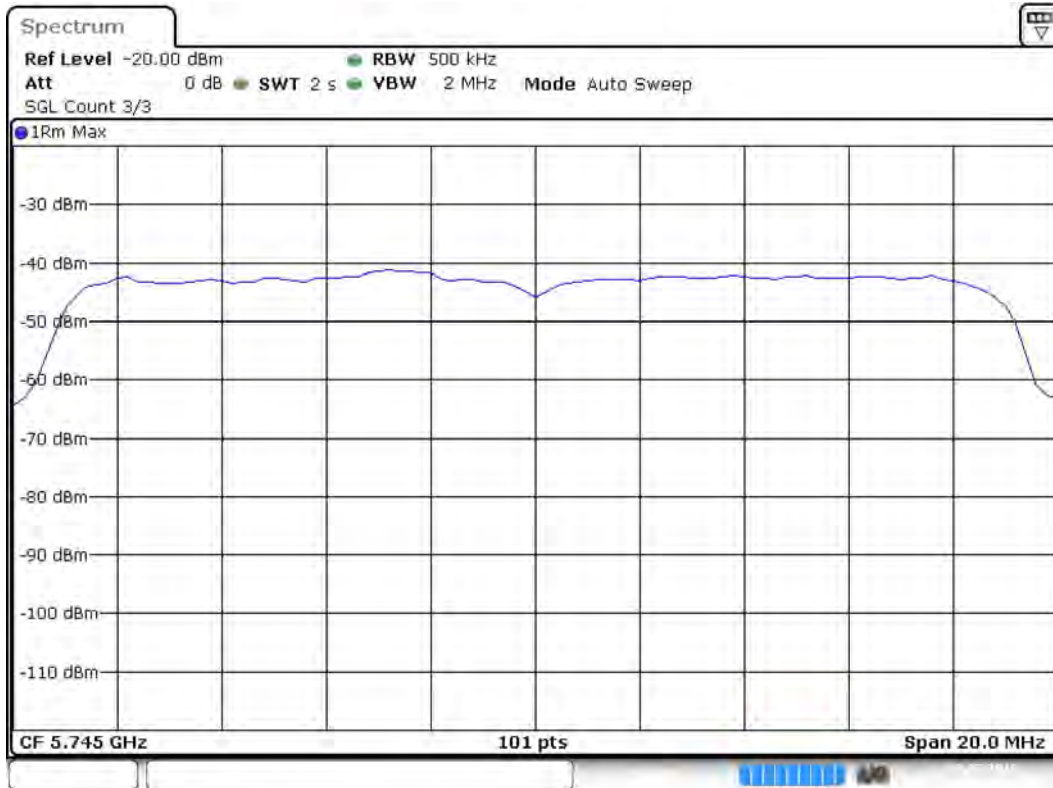
DUT Frequency (MHz)	Frequency (MHz)	PSD (dBm)	Limit Max (dBm)	Result
5745.000000	5742.227723	-6.211	30.0	PASS

### Ports

Port	Duty Cycle (%)
1	45.464



PSD Connector 1



Date: 18 JUL 2018 11:34:29

## Measurement

Setting	Instrument Value	Target Value
Start Frequency	5.73500 GHz	5.73500 GHz
Stop Frequency	5.75500 GHz	5.75500 GHz
Span	20.000 MHz	20.000 MHz
RBW	500.000 kHz	<= 500.000 kHz
VBW	2.000 MHz	>= 1.500 MHz
SweepPoints	101	~ 80
SweepTime	2.020 s	2.020 s
Reference Level	-20.000 dBm	-20.000 dBm
Attenuation	0.000 dB	AUTO
Detector	RMS	RMS
SweepCount	3	3
Filter	3 dB	3 dB
Trace Mode	Max Hold	Max Hold
SweepType	Sweep	AUTO
Preamp	off	off
Stablemode	Trace	Trace
Stablevalue	0.30 dB	0.30 dB
Run	9 / max. 15	max. 15
Stable	3 / 3	3
Max Stable Difference	0.22 dB	0.30 dB

## Minimum Emission Bandwidth 6 dB (5745 MHz; 10.000 dBm; 20 MHz)

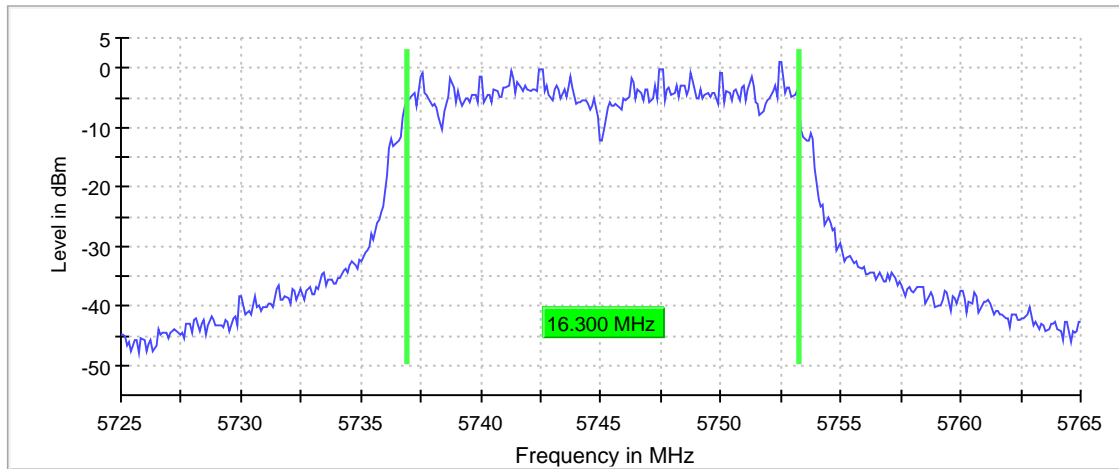
Test according to FCC title 47 part 15 §15.407(a),(e), KDB 789033 D02 General U-NII Test Procedures New Rules v02r01 and ANSI C63.10

### 6 dB Bandwidth

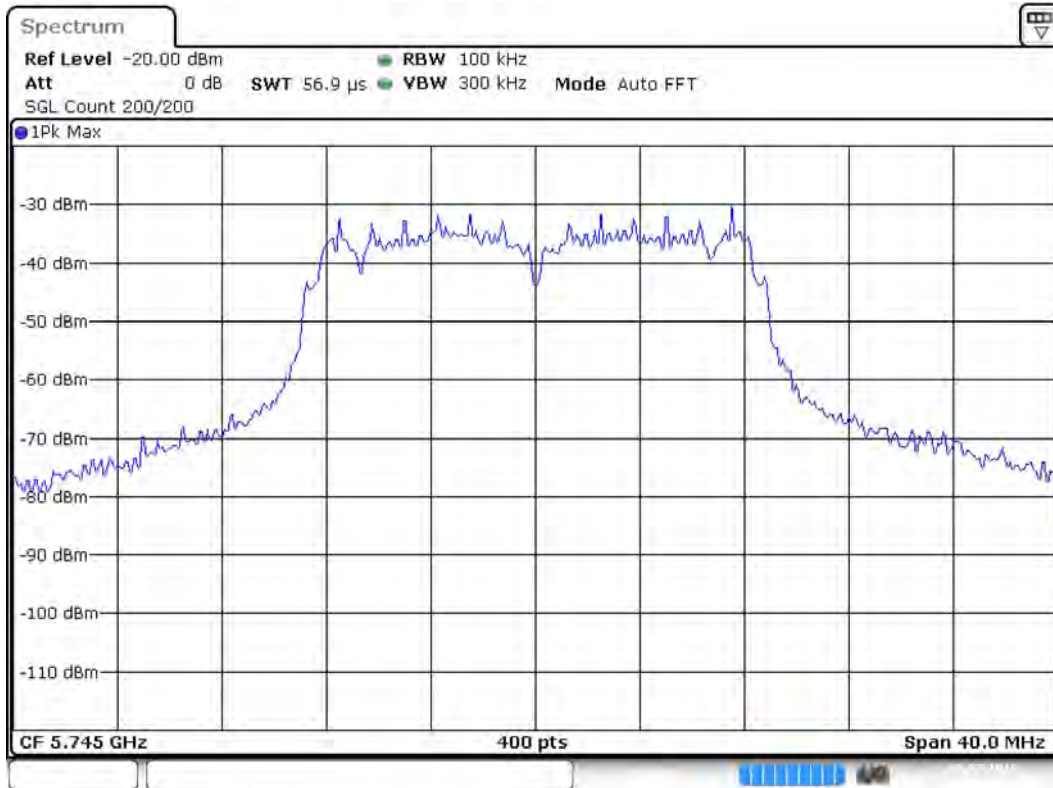
DUT Frequency (MHz)	Bandwidth (MHz)	Limit Min (MHz)	Limit Max (MHz)	Band Edge Left (MHz)	Band Edge Right (MHz)
5745.000000	16.300000	0.500000	---	5736.950000	5753.250000

(continuation of the "6 dB Bandwidth" table from column 6 ...)

DUT Frequency (MHz)	Max Level (dBm)	Result
5745.000000	1.0	PASS



Bandwidth



Date: 18.JUL.2018 11:35:46

### Measurement

Setting	Instrument Value	Target Value
Start Frequency	5.72500 GHz	5.72500 GHz
Stop Frequency	5.76500 GHz	5.76500 GHz
Span	40.000 MHz	40.000 MHz
RBW	100.000 kHz	~ 100.000 kHz
VBW	300.000 kHz	~ 300.000 kHz
SweepPoints	400	~ 400
SweepTime	56.886 μs	AUTO
Reference Level	-20.000 dBm	-20.000 dBm
Attenuation	0.000 dB	AUTO
Detector	MaxPeak	MaxPeak
SweepCount	200	200
Filter	3 dB	3 dB
Trace Mode	Max Hold	Max Hold
Sweeptype	FFT	AUTO
Preamp	off	off
Stablemode	Trace	Trace
Stablevalue	0.30 dB	0.30 dB
Run	56 / max. 150	max. 150
Stable	5 / 5	5
Max Stable Difference	0.00 dB	0.30 dB

## Occupied Channel Bandwidth 99% (5745 MHz; 10.000 dBm; 20 MHz)

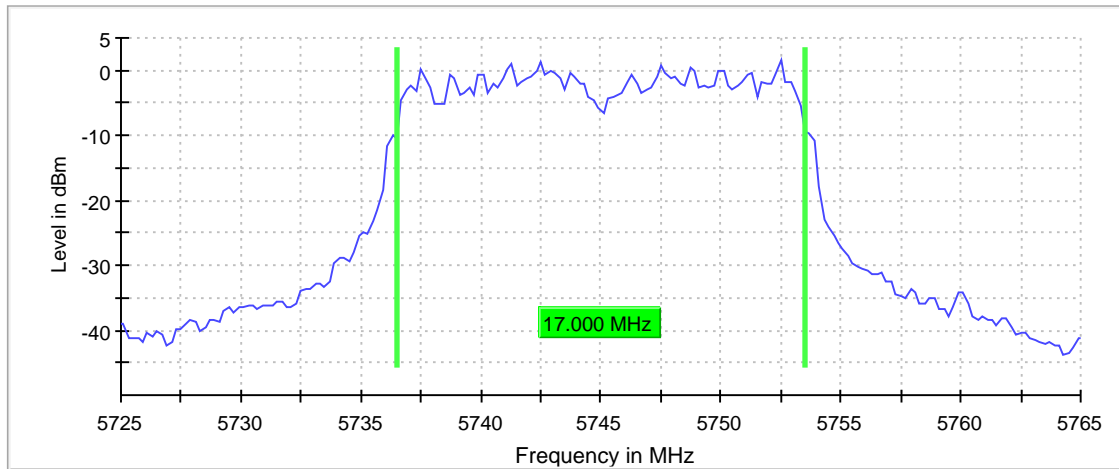
Test according to FCC title 47 part 15 §15.407(a),(e), KDB 789033 D02 General U-NII Test Procedures New Rules v02r01 and ANSI C63.10

### 99 % Bandwidth

DUT Frequency (MHz)	Bandwidth (MHz)	Limit Min (MHz)	Limit Max (MHz)	Band Edge Left (MHz)	Band Edge Right (MHz)
5745.000000	17.000000	---	---	5736.500000	5753.500000

(continuation of the "99 % Bandwidth" table from column 6 ...)

DUT Frequency (MHz)	Result
5745.000000	PASS



Bandwidth





Date: 18 JUL 2018 11:36:38

### Measurement

Setting	Instrument Value	Target Value
Start Frequency	5.72500 GHz	5.72500 GHz
Stop Frequency	5.76500 GHz	5.76500 GHz
Span	40.000 MHz	40.000 MHz
RBW	200.000 kHz	<= 200.000 kHz
VBW	1.000 MHz	>= 600.000 kHz
SweepPoints	200	~ 200
SweepTime	28.443 μs	AUTO
Reference Level	-20.000 dBm	-20.000 dBm
Attenuation	0.000 dB	AUTO
Detector	MaxPeak	MaxPeak
SweepCount	200	200
Filter	3 dB	3 dB
Trace Mode	Max Hold	Max Hold
Sweeptype	FFT	AUTO
Preamp	off	off
Stablemode	Trace	Trace
Stablevalue	0.30 dB	0.30 dB
Run	39 / max. 150	max. 150
Stable	5 / 5	5
Max Stable Difference	0.00 dB	0.30 dB

## Band Edge low (5745 MHz; 10.000 dBm; 20 MHz)

Test according to FCC title 47 part 15 §15.407(b), KDB 789033 D02 General U-NII Test Procedures New Rules v02r01 and ANSI C63.10

### Result

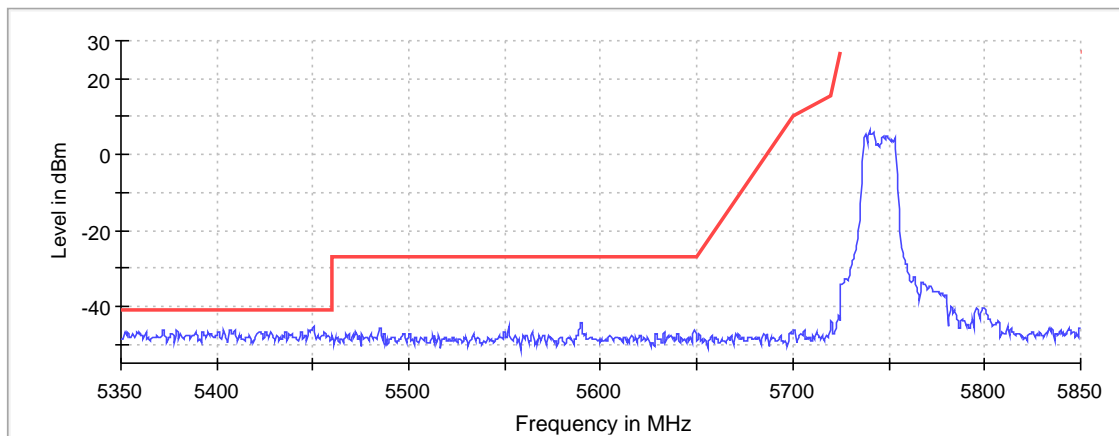
DUT Frequency (MHz)	Result
5745.000000	PASS

### Inband Peak

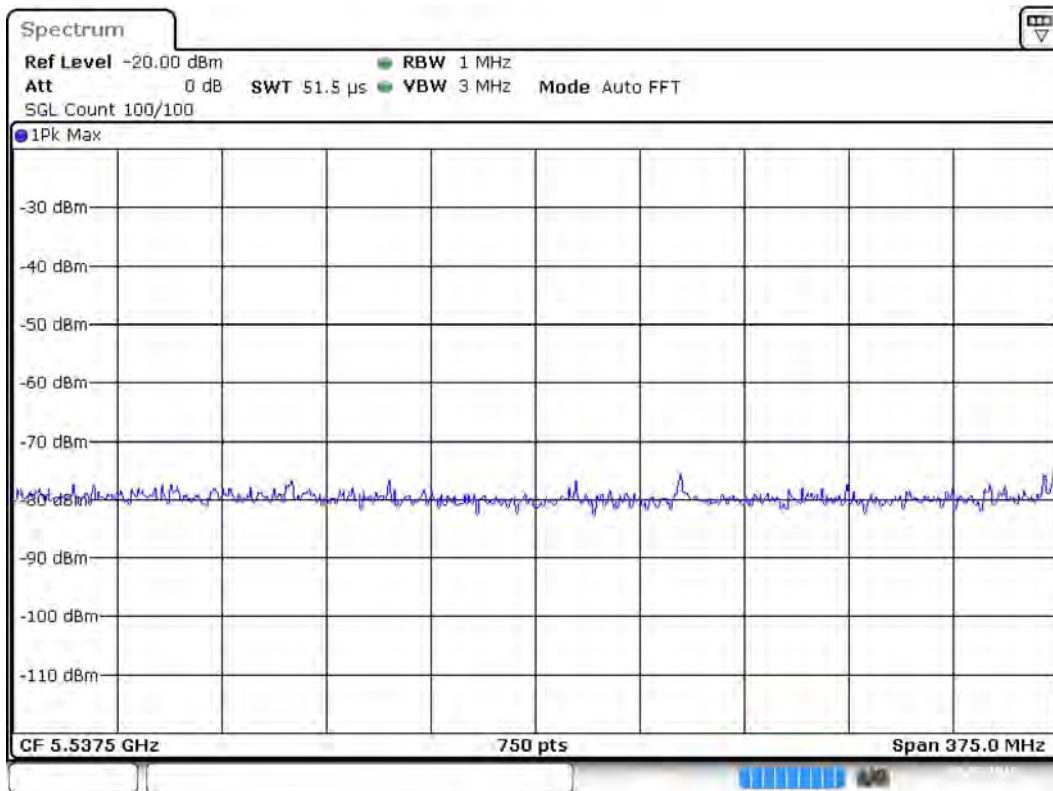
Frequency (MHz)	Level (dBm)
5739.750000	6.1

### Measurements

Frequency (MHz)	Level (dBm)	Margin (dB)	Limit (dBm)	Result
5450.250000	-45.6	4.3	-41.2	PASS
5449.750000	-45.6	4.4	-41.2	PASS
5371.750000	-46.1	4.9	-41.2	PASS
5403.750000	-46.1	4.9	-41.2	PASS
5406.750000	-46.1	4.9	-41.2	PASS
5372.250000	-46.2	5.0	-41.2	PASS
5407.250000	-46.2	5.0	-41.2	PASS
5379.250000	-46.2	5.0	-41.2	PASS
5449.250000	-46.2	5.0	-41.2	PASS
5448.750000	-46.4	5.1	-41.2	PASS
5447.750000	-46.4	5.2	-41.2	PASS
5409.250000	-46.5	5.3	-41.2	PASS
5450.750000	-46.6	5.3	-41.2	PASS
5403.250000	-46.6	5.3	-41.2	PASS
5378.750000	-46.6	5.3	-41.2	PASS

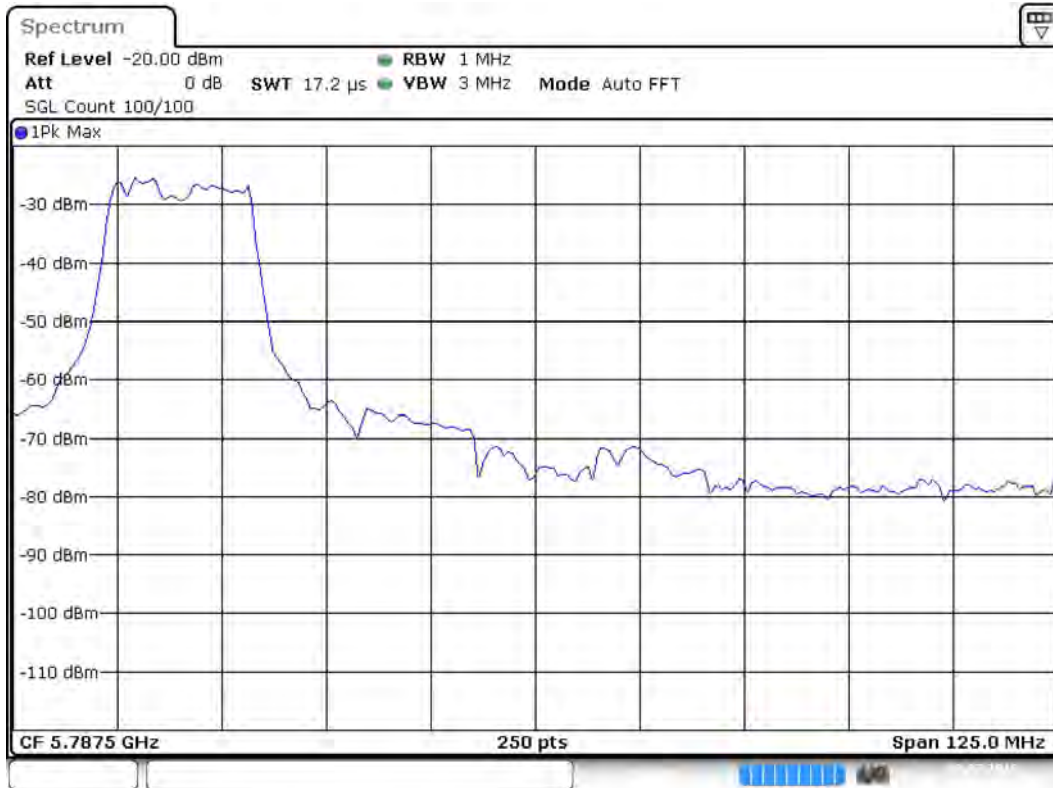


Band Edge Connector 1\_0



Date: 18 JUL 2018 11:37:02

Band Edge Connector 1\_1



Date: 18 JUL 2018 11:37:30

### Measurement 1

Setting	Instrument Value	Target Value
Start Frequency	5.72500 GHz	5.72500 GHz
Stop Frequency	5.85000 GHz	5.85000 GHz
Span	125.000 MHz	125.000 MHz
RBW	1.000 MHz	<= 1.000 MHz
VBW	3.000 MHz	>= 3.000 MHz
SweepPoints	250	~ 250
SweepTime	17.156 μs	AUTO
Reference Level	-20.000 dBm	-20.000 dBm
Attenuation	0.000 dB	AUTO
Detector	MaxPeak	MaxPeak
SweepCount	100	100
Filter	3 dB	3 dB
Trace Mode	Max Hold	Max Hold
SweepType	FFT	AUTO
Preamp	off	off
Stablemode	Trace	Trace
Stablevalue	0.50 dB	0.50 dB
Run	15 / max. 150	max. 150
Stable	3 / 3	3
Max Stable Difference	0.00 dB	0.50 dB

### Measurement 2

Setting	Instrument Value	Target Value
Start Frequency	5.35000 GHz	5.35000 GHz
Stop Frequency	5.72500 GHz	5.72500 GHz
Span	375.000 MHz	375.000 MHz

---

Setting	Instrument Value	Target Value
RBW	1.000 MHz	<= 1.000 MHz
VBW	3.000 MHz	>= 3.000 MHz
SweepPoints	750	~ 750
SweepTime	51.469 $\mu$ s	AUTO
Reference Level	-20.000 dBm	-20.000 dBm
Attenuation	0.000 dB	AUTO
Detector	MaxPeak	MaxPeak
SweepCount	100	100
Filter	3 dB	3 dB
Trace Mode	Max Hold	Max Hold
SweepType	FFT	AUTO
Preamp	off	off
Stablemode	Trace	Trace
Stablevalue	0.50 dB	0.50 dB
Run	4 / max. 150	max. 150
Stable	3 / 3	3
Max Stable Difference	0.00 dB	0.50 dB

## Emission Bandwidth 26 dB (5785 MHz; 10.000 dBm; 20 MHz)

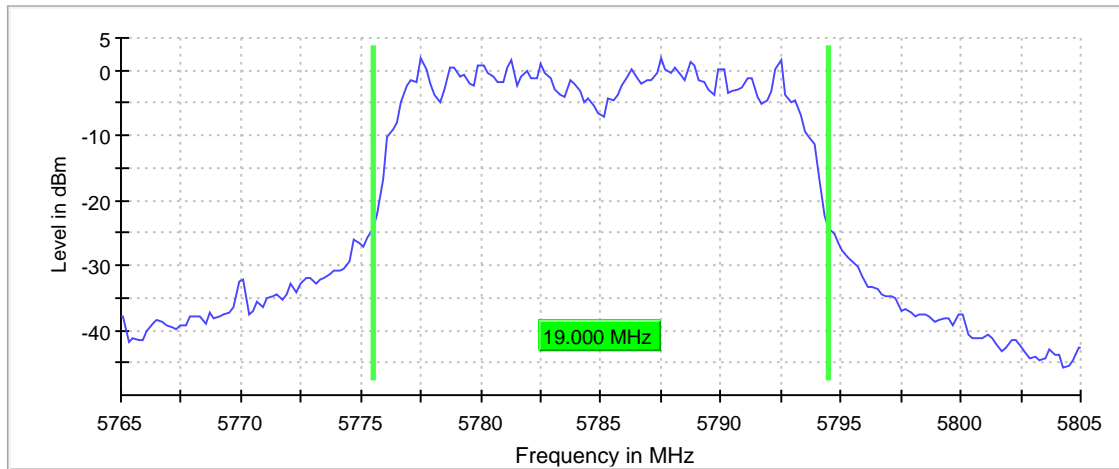
Test according to FCC title 47 part 15 §15.407(a),(e), KDB 789033 D02 General U-NII Test Procedures New Rules v02r01 and ANSI C63.10

### 26 dB Bandwidth

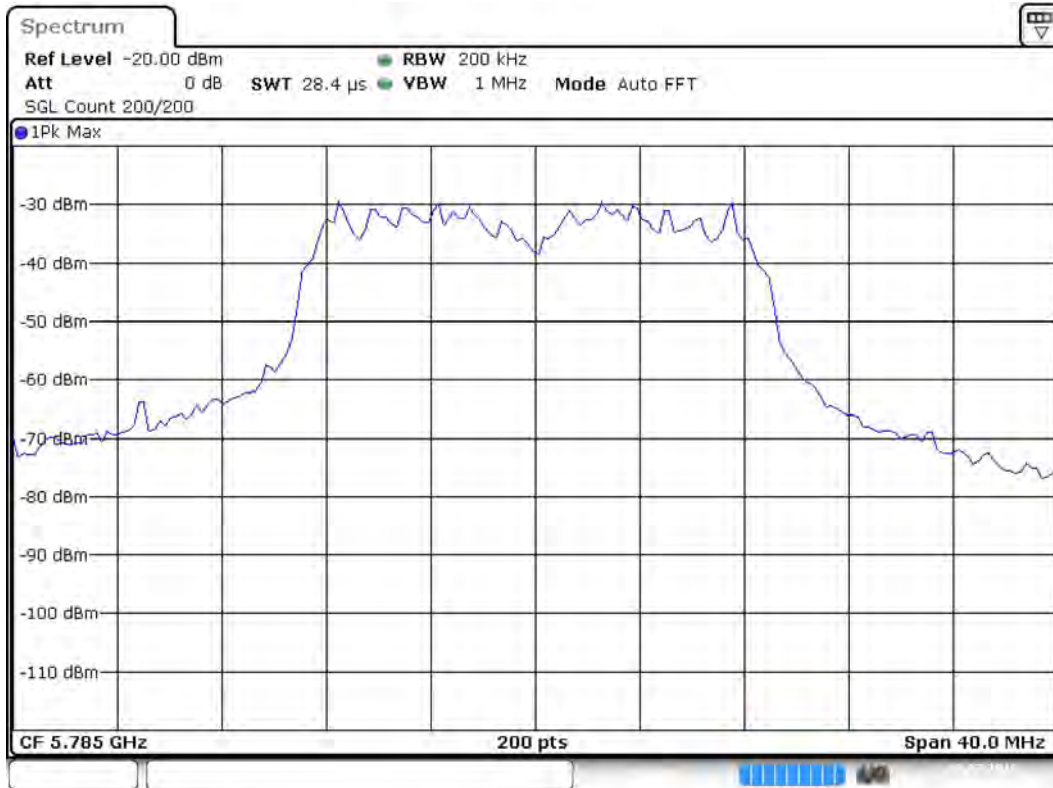
DUT Frequency (MHz)	Bandwidth (MHz)	Limit Min (MHz)	Limit Max (MHz)	Band Edge Left (MHz)	Band Edge Right (MHz)
5785.000000	19.000000	---	---	5775.500000	5794.500000

(continuation of the "26 dB Bandwidth" table from column 6 ...)

DUT Frequency (MHz)	Max Level (dBm)	Result
5785.000000	1.9	PASS



Bandwidth



Date: 18 JUL 2018 11:45:15

### Measurement

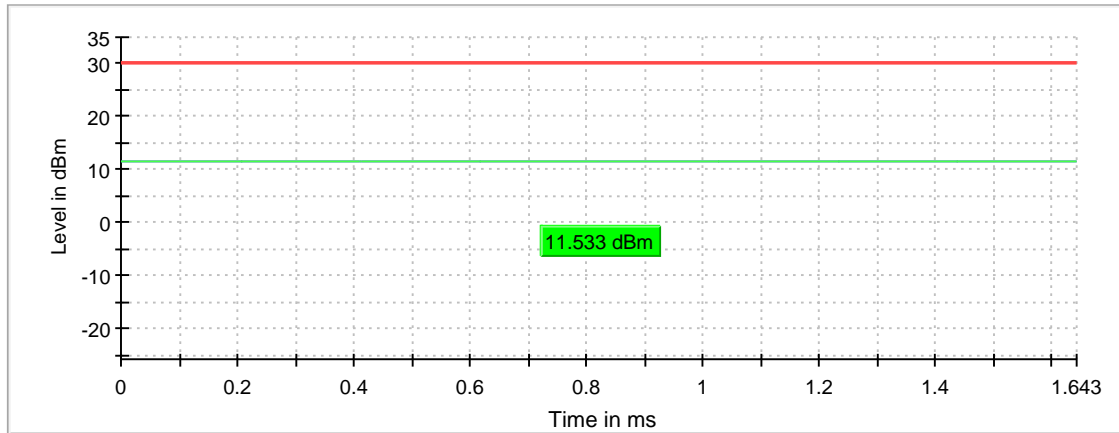
Setting	Instrument Value	Target Value
Start Frequency	5.76500 GHz	5.76500 GHz
Stop Frequency	5.80500 GHz	5.80500 GHz
Span	40.000 MHz	40.000 MHz
RBW	200.000 kHz	~ 200.000 kHz
VBW	1.000 MHz	>= 600.000 kHz
SweepPoints	200	~ 200
SweepTime	28.443 μs	AUTO
Reference Level	-20.000 dBm	-20.000 dBm
Attenuation	0.000 dB	AUTO
Detector	MaxPeak	MaxPeak
SweepCount	200	200
Filter	3 dB	3 dB
Trace Mode	Max Hold	Max Hold
Sweeptype	FFT	AUTO
Preamp	off	off
Stablemode	Trace	Trace
Stablevalue	0.30 dB	0.30 dB
Run	25 / max. 150	max. 150
Stable	5 / 5	5
Max Stable Difference	0.00 dB	0.30 dB

## RF output power (5785 MHz; 10.000 dBm; 20 MHz)

Test according to FCC title 47 part 15 §15.407(a), KDB 789033 D02 General U-NII Test Procedures New Rules v02r01 and ANSI C63.10

### Result

DUT Frequency (MHz)	Gated RMS (dBm)	Limit Max (dBm)	Gated EIRP (dBm)	DutyCycle (%)	Result
5785.000000	11.5	30.0	11.5	0.201	PASS



— Gated Trace    — Overall    — Limit



## Power Spectral Density (5785 MHz; 10.000 dBm; 20 MHz)

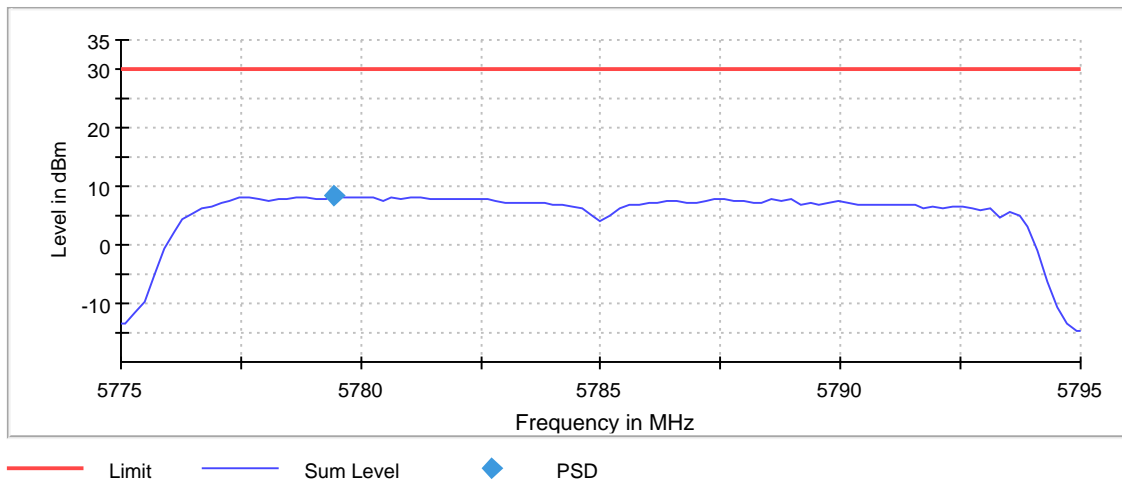
Test according to FCC title 47 part 15 §15.407(a), KDB 789033 D02 General U-NII Test Procedures New Rules v02r01 and ANSI C63.10

### Result

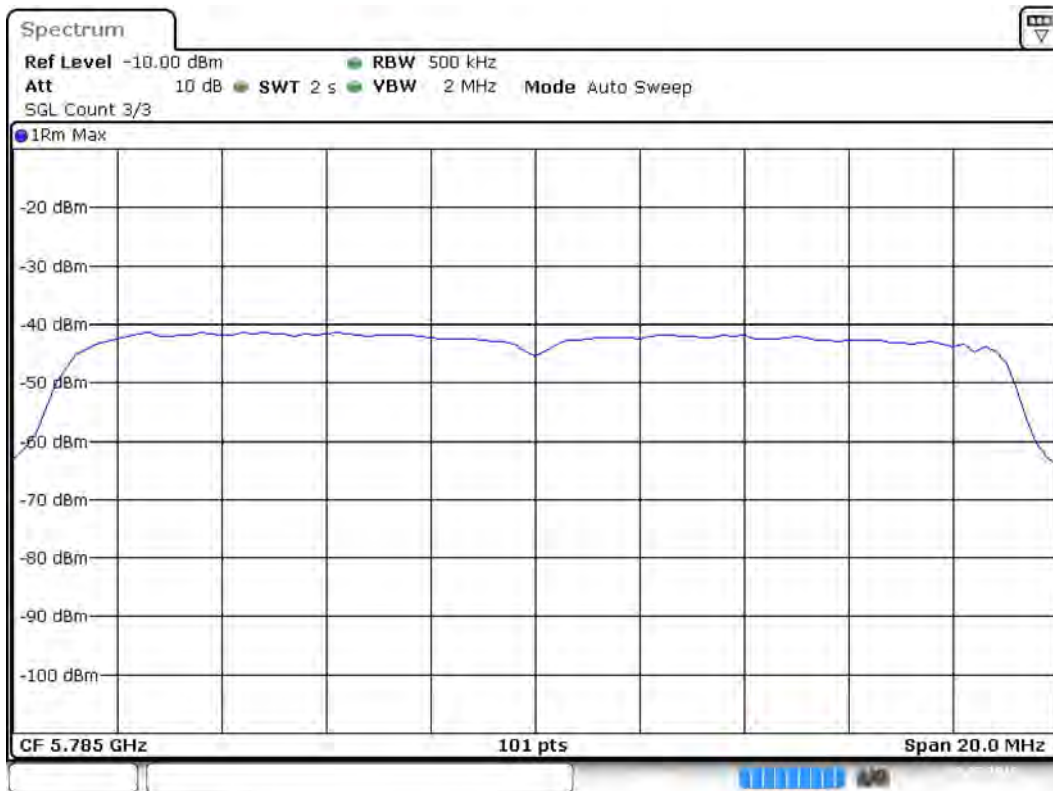
DUT Frequency (MHz)	Frequency (MHz)	PSD (dBm)	Limit Max (dBm)	Result
5785.000000	5779.455446	8.295	30.0	PASS

### Ports

Port	Duty Cycle (%)
1	1.475



PSD Connector 1



Date: 18 JUL 2018 11:46:44

## Measurement

Setting	Instrument Value	Target Value
Start Frequency	5.77500 GHz	5.77500 GHz
Stop Frequency	5.79500 GHz	5.79500 GHz
Span	20.000 MHz	20.000 MHz
RBW	500.000 kHz	<= 500.000 kHz
VBW	2.000 MHz	>= 1.500 MHz
SweepPoints	101	~ 80
SweepTime	2.020 s	2.020 s
Reference Level	-10.000 dBm	-10.000 dBm
Attenuation	10.000 dB	AUTO
Detector	RMS	RMS
SweepCount	3	3
Filter	3 dB	3 dB
Trace Mode	Max Hold	Max Hold
SweepType	Sweep	AUTO
Preamp	off	off
Stablemode	Trace	Trace
Stablevalue	0.30 dB	0.30 dB
Run	12 / max. 15	max. 15
Stable	3 / 3	3
Max Stable Difference	0.00 dB	0.30 dB

## Minimum Emission Bandwidth 6 dB (5785 MHz; 10.000 dBm; 20 MHz)

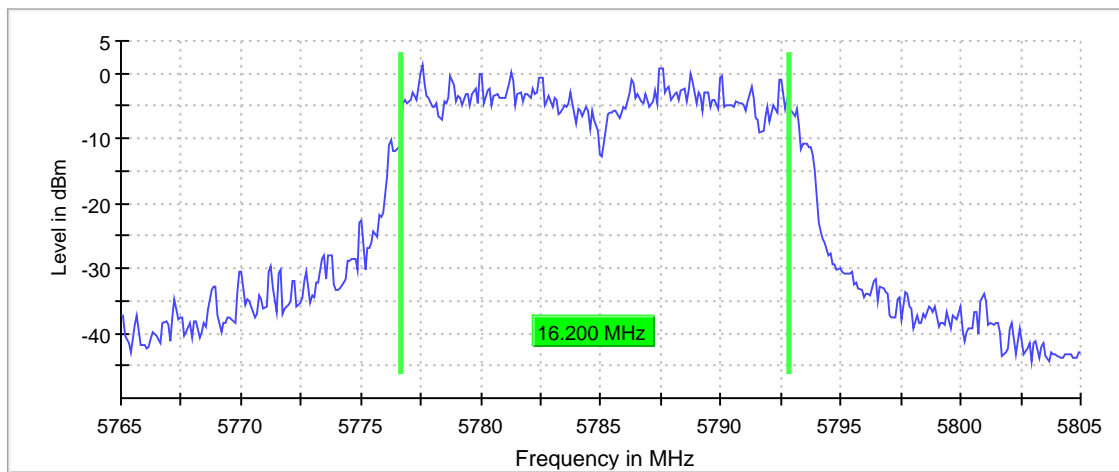
Test according to FCC title 47 part 15 §15.407(a),(e), KDB 789033 D02 General U-NII Test Procedures New Rules v02r01 and ANSI C63.10

### 6 dB Bandwidth

DUT Frequency (MHz)	Bandwidth (MHz)	Limit Min (MHz)	Limit Max (MHz)	Band Edge Left (MHz)	Band Edge Right (MHz)
5785.000000	16.200000	0.500000	---	5776.650000	5792.850000

(continuation of the "6 dB Bandwidth" table from column 6 ...)

DUT Frequency (MHz)	Max Level (dBm)	Result
5785.000000	1.3	PASS



Bandwidth



Date: 18 JUL 2018 11:47:52

## Measurement

Setting	Instrument Value	Target Value
Start Frequency	5.76500 GHz	5.76500 GHz
Stop Frequency	5.80500 GHz	5.80500 GHz
Span	40.000 MHz	40.000 MHz
RBW	100.000 kHz	~ 100.000 kHz
VBW	300.000 kHz	~ 300.000 kHz
SweepPoints	400	~ 400
SweepTime	56.886 μs	AUTO
Reference Level	-10.000 dBm	-10.000 dBm
Attenuation	10.000 dB	AUTO
Detector	MaxPeak	MaxPeak
SweepCount	200	200
Filter	3 dB	3 dB
Trace Mode	Max Hold	Max Hold
Sweeptype	FFT	AUTO
Preamp	off	off
Stablemode	Trace	Trace
Stablevalue	0.30 dB	0.30 dB
Run	48 / max. 150	max. 150
Stable	5 / 5	5
Max Stable Difference	0.06 dB	0.30 dB

## Occupied Channel Bandwidth 99% (5785 MHz; 10.000 dBm; 20 MHz)

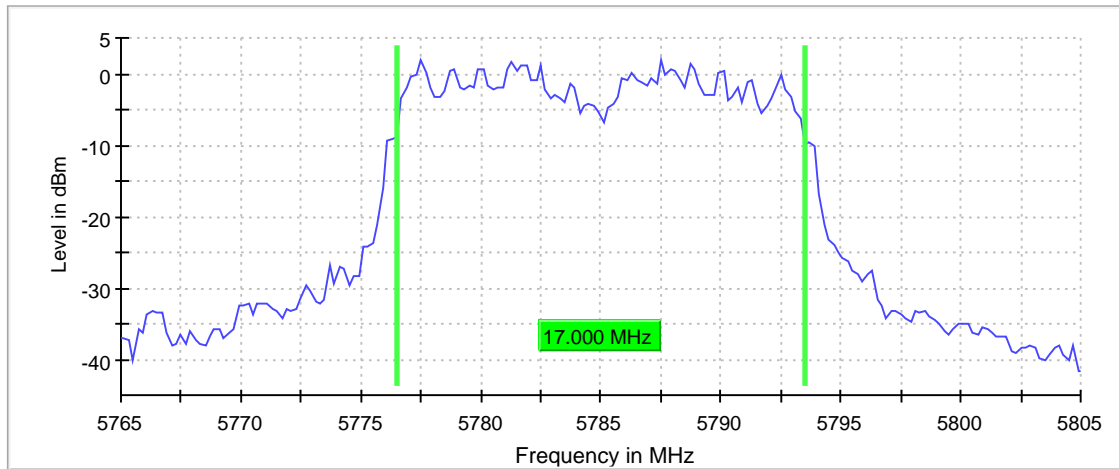
Test according to FCC title 47 part 15 §15.407(a),(e), KDB 789033 D02 General U-NII Test Procedures New Rules v02r01 and ANSI C63.10

### 99 % Bandwidth

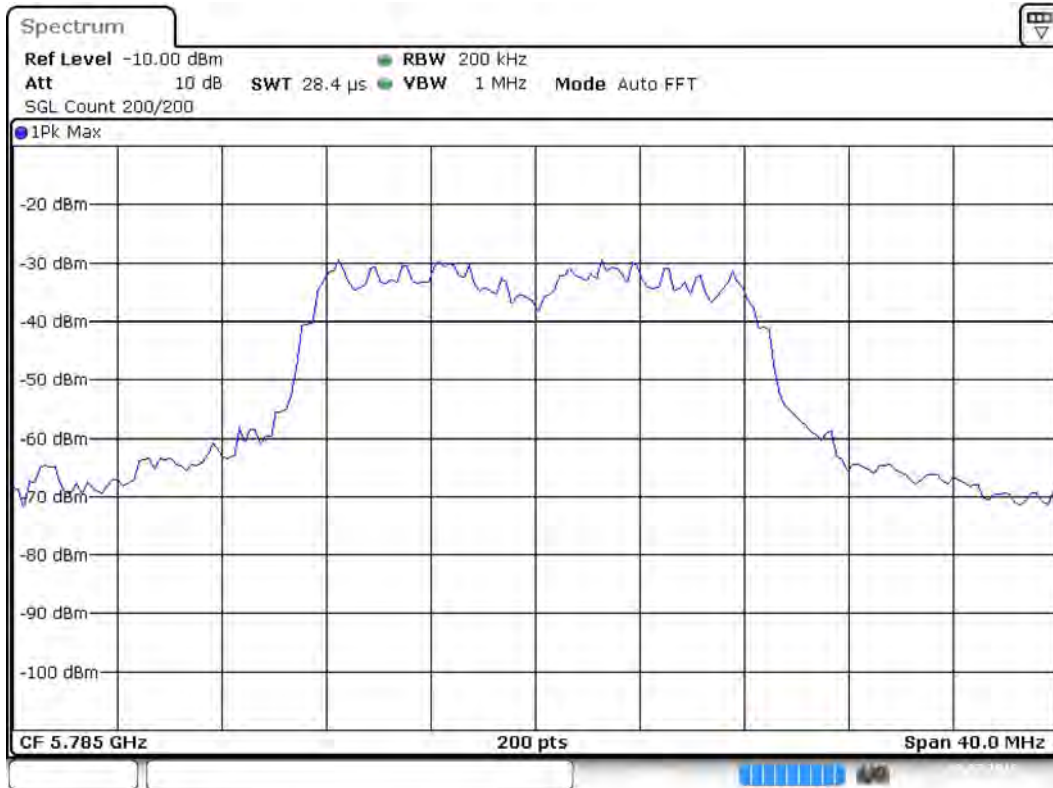
DUT Frequency (MHz)	Bandwidth (MHz)	Limit Min (MHz)	Limit Max (MHz)	Band Edge Left (MHz)	Band Edge Right (MHz)
5785.000000	17.000000	---	---	5776.500000	5793.500000

(continuation of the "99 % Bandwidth" table from column 6 ...)

DUT Frequency (MHz)	Result
5785.000000	PASS



Bandwidth



Date: 18 JUL 2018 11:48:29

## Measurement

Setting	Instrument Value	Target Value
Start Frequency	5.76500 GHz	5.76500 GHz
Stop Frequency	5.80500 GHz	5.80500 GHz
Span	40.000 MHz	40.000 MHz
RBW	200.000 kHz	<= 200.000 kHz
VBW	1.000 MHz	>= 600.000 kHz
SweepPoints	200	~ 200
SweepTime	28.443 μs	AUTO
Reference Level	-10.000 dBm	-10.000 dBm
Attenuation	10.000 dB	AUTO
Detector	MaxPeak	MaxPeak
SweepCount	200	200
Filter	3 dB	3 dB
Trace Mode	Max Hold	Max Hold
Sweeptype	FFT	AUTO
Preamp	off	off
Stablemode	Trace	Trace
Stablevalue	0.30 dB	0.30 dB
Run	27 / max. 150	max. 150
Stable	5 / 5	5
Max Stable Difference	0.00 dB	0.30 dB

## Emission Bandwidth 26 dB (5825 MHz; 10.000 dBm; 20 MHz)

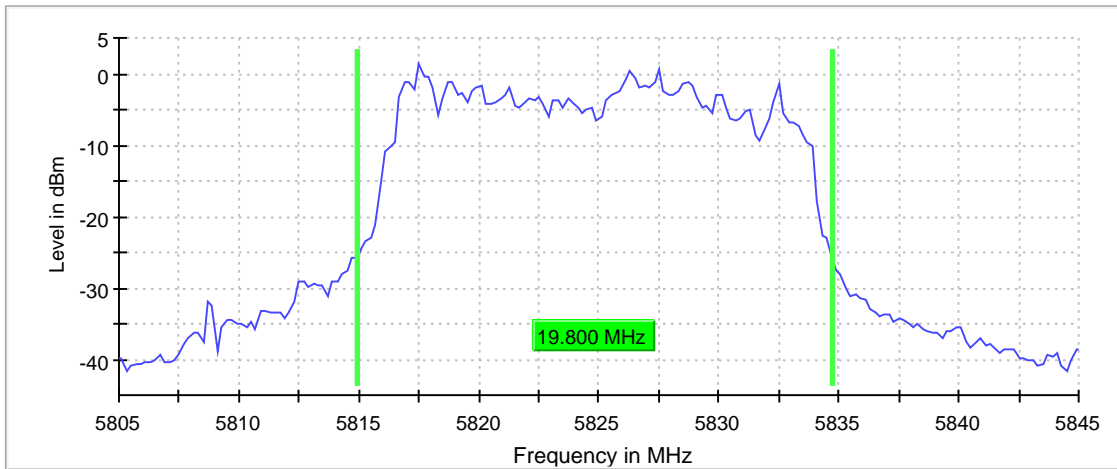
Test according to FCC title 47 part 15 §15.407(a),(e), KDB 789033 D02 General U-NII Test Procedures New Rules v02r01 and ANSI C63.10

### 26 dB Bandwidth

DUT Frequency (MHz)	Bandwidth (MHz)	Limit Min (MHz)	Limit Max (MHz)	Band Edge Left (MHz)	Band Edge Right (MHz)
5825.000000	19.800000	---	---	5814.900000	5834.700000

(continuation of the "26 dB Bandwidth" table from column 6 ...)

DUT Frequency (MHz)	Max Level (dBm)	Result
5825.000000	1.4	PASS



Bandwidth



Date: 18 JUL 2018 11:50:56

## Measurement

Setting	Instrument Value	Target Value
Start Frequency	5.80500 GHz	5.80500 GHz
Stop Frequency	5.84500 GHz	5.84500 GHz
Span	40.000 MHz	40.000 MHz
RBW	200.000 kHz	~ 200.000 kHz
VBW	1.000 MHz	>= 600.000 kHz
SweepPoints	200	~ 200
SweepTime	28.443 μs	AUTO
Reference Level	-10.000 dBm	-10.000 dBm
Attenuation	10.000 dB	AUTO
Detector	MaxPeak	MaxPeak
SweepCount	200	200
Filter	3 dB	3 dB
Trace Mode	Max Hold	Max Hold
Sweeptype	FFT	AUTO
Preamp	off	off
Stablemode	Trace	Trace
Stablevalue	0.30 dB	0.30 dB
Run	48 / max. 150	max. 150
Stable	5 / 5	5
Max Stable Difference	0.00 dB	0.30 dB

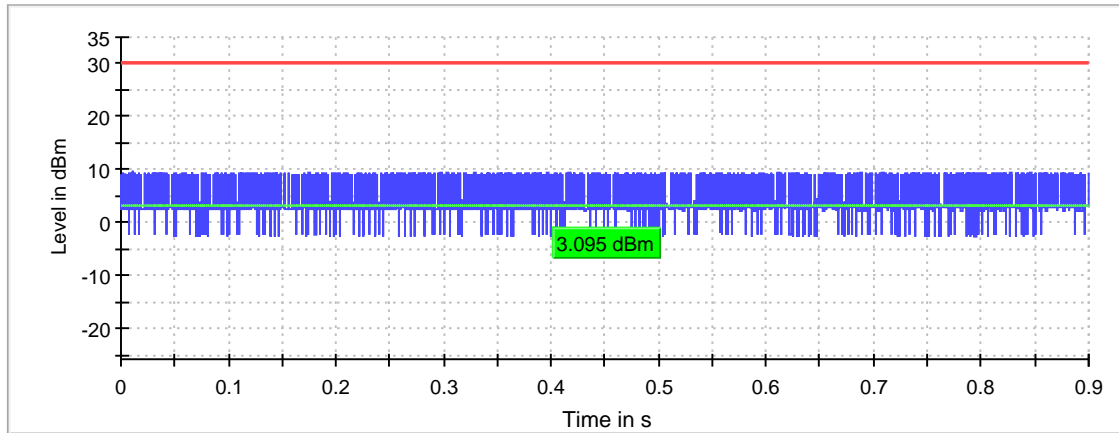


## RF output power (5825 MHz; 10.000 dBm; 20 MHz)

Test according to FCC title 47 part 15 §15.407(a), KDB 789033 D02 General U-NII Test Procedures New Rules v02r01 and ANSI C63.10

### Result

DUT Frequency (MHz)	Gated RMS (dBm)	Limit Max (dBm)	Gated EIRP (dBm)	DutyCycle (%)	Result
5825.000000	3.1	30.0	3.1	90.162	PASS



— Gated Trace    — Overall    — Limit

## Power Spectral Density (5825 MHz; 10.000 dBm; 20 MHz)

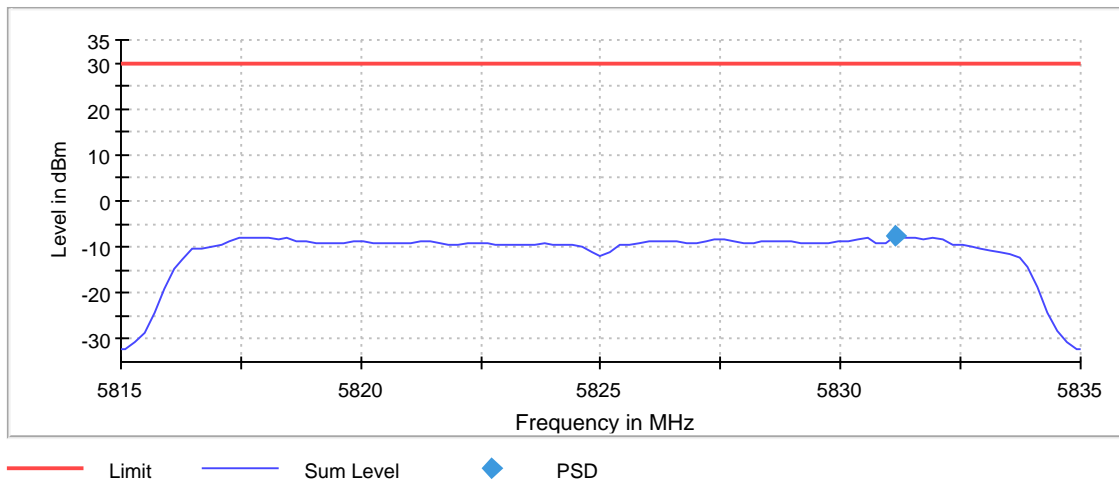
Test according to FCC title 47 part 15 §15.407(a), KDB 789033 D02 General U-NII Test Procedures New Rules v02r01 and ANSI C63.10

### Result

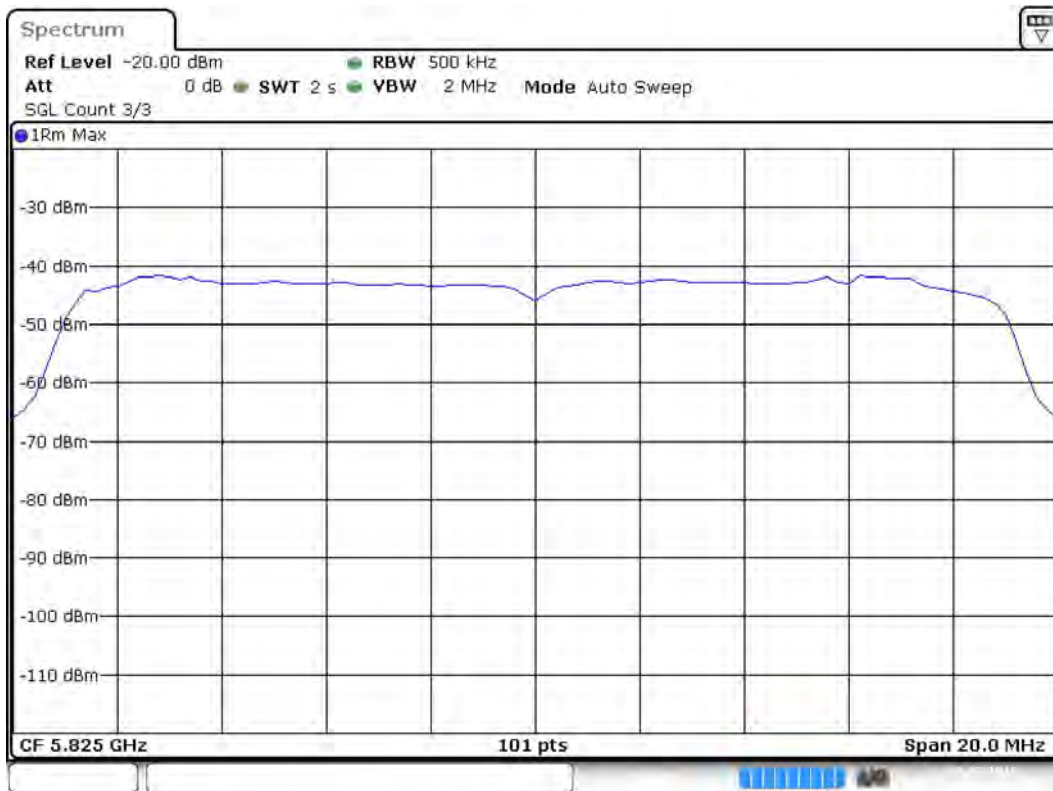
DUT Frequency (MHz)	Frequency (MHz)	PSD (dBm)	Limit Max (dBm)	Result
5825.000000	5831.138614	-7.740	30.0	PASS

### Ports

Port	Duty Cycle (%)
1	55.802



PSD Connector 1



Date: 18 JUL 2018 11:53:02

## Measurement

Setting	Instrument Value	Target Value
Start Frequency	5.81500 GHz	5.81500 GHz
Stop Frequency	5.83500 GHz	5.83500 GHz
Span	20.000 MHz	20.000 MHz
RBW	500.000 kHz	<= 500.000 kHz
VBW	2.000 MHz	>= 1.500 MHz
SweepPoints	101	~ 80
SweepTime	2.020 s	2.020 s
Reference Level	-20.000 dBm	-20.000 dBm
Attenuation	0.000 dB	AUTO
Detector	RMS	RMS
SweepCount	3	3
Filter	3 dB	3 dB
Trace Mode	Max Hold	Max Hold
SweepType	Sweep	AUTO
Preamp	off	off
Stablemode	Trace	Trace
Stablevalue	0.30 dB	0.30 dB
Run	8 / max. 15	max. 15
Stable	3 / 3	3
Max Stable Difference	0.02 dB	0.30 dB

## Minimum Emission Bandwidth 6 dB (5825 MHz; 10.000 dBm; 20 MHz)

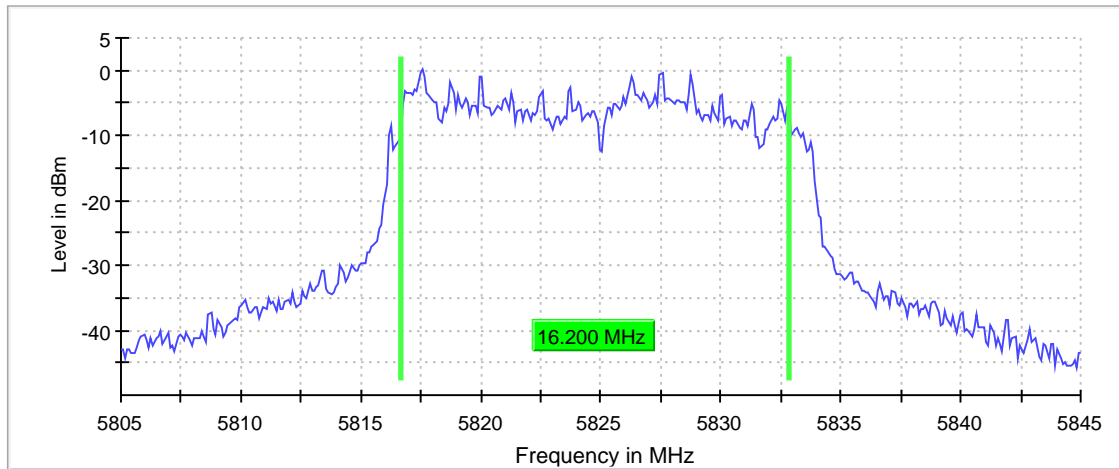
Test according to FCC title 47 part 15 §15.407(a),(e), KDB 789033 D02 General U-NII Test Procedures New Rules v02r01 and ANSI C63.10

### 6 dB Bandwidth

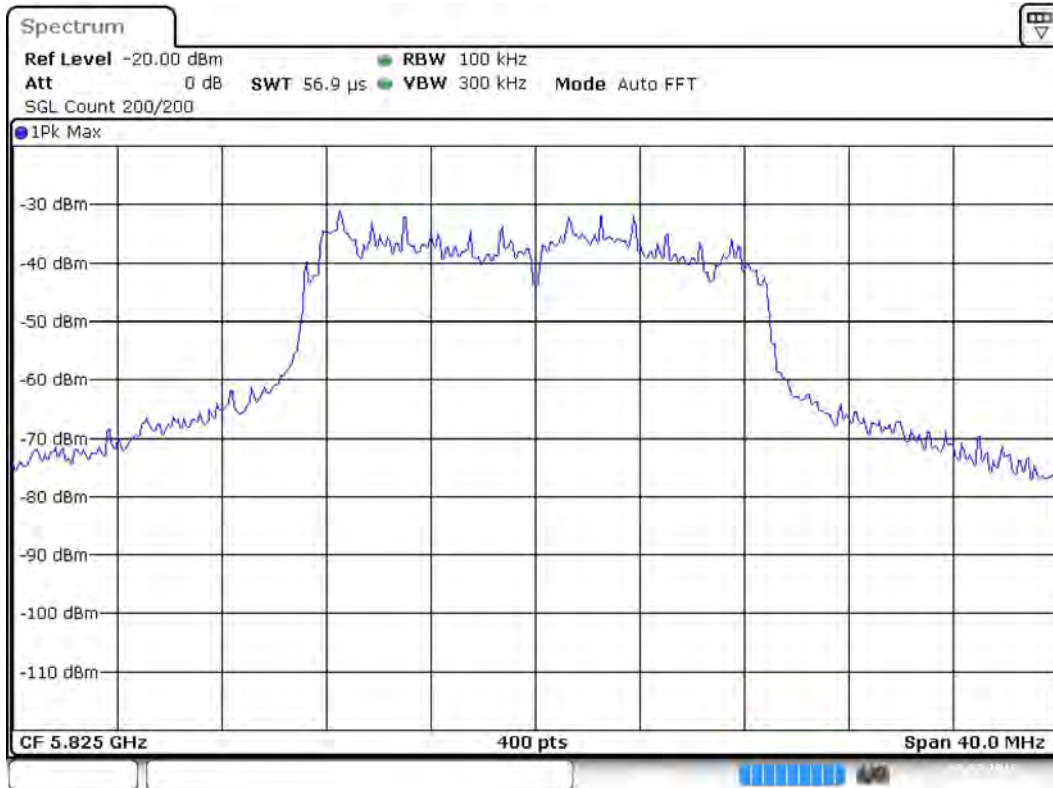
DUT Frequency (MHz)	Bandwidth (MHz)	Limit Min (MHz)	Limit Max (MHz)	Band Edge Left (MHz)	Band Edge Right (MHz)
5825.000000	16.200000	0.500000	---	5816.650000	5832.850000

(continuation of the "6 dB Bandwidth" table from column 6 ...)

DUT Frequency (MHz)	Max Level (dBm)	Result
5825.000000	0.3	PASS



Bandwidth



Date: 18 JUL 2018 11:55:38

### Measurement

Setting	Instrument Value	Target Value
Start Frequency	5.80500 GHz	5.80500 GHz
Stop Frequency	5.84500 GHz	5.84500 GHz
Span	40.000 MHz	40.000 MHz
RBW	100.000 kHz	~ 100.000 kHz
VBW	300.000 kHz	~ 300.000 kHz
SweepPoints	400	~ 400
SweepTime	56.886 μs	AUTO
Reference Level	-20.000 dBm	-20.000 dBm
Attenuation	0.000 dB	AUTO
Detector	MaxPeak	MaxPeak
SweepCount	200	200
Filter	3 dB	3 dB
Trace Mode	Max Hold	Max Hold
SweepType	FFT	AUTO
Preamp	off	off
Stablemode	Trace	Trace
Stablevalue	0.30 dB	0.30 dB
Run	116 / max. 150	max. 150
Stable	5 / 5	5
Max Stable Difference	0.00 dB	0.30 dB

## Occupied Channel Bandwidth 99% (5825 MHz; 10.000 dBm; 20 MHz)

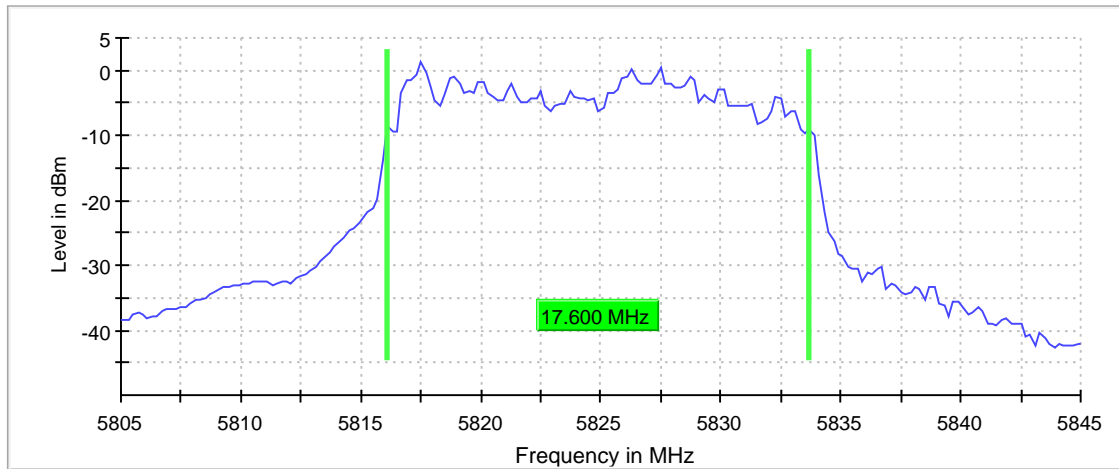
Test according to FCC title 47 part 15 §15.407(a),(e), KDB 789033 D02 General U-NII Test Procedures New Rules v02r01 and ANSI C63.10

### 99 % Bandwidth

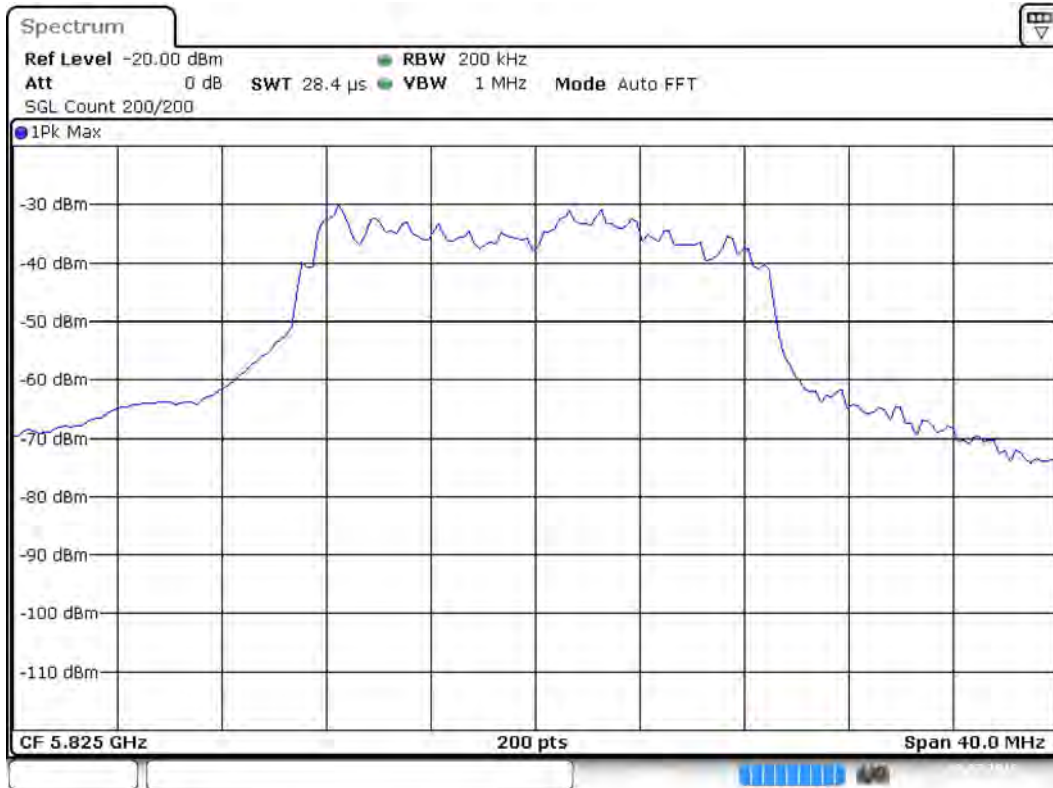
DUT Frequency (MHz)	Bandwidth (MHz)	Limit Min (MHz)	Limit Max (MHz)	Band Edge Left (MHz)	Band Edge Right (MHz)
5825.000000	17.600000	---	---	5816.100000	5833.700000

(continuation of the "99 % Bandwidth" table from column 6 ...)

DUT Frequency (MHz)	Result
5825.000000	PASS



Bandwidth



Date: 18 JUL 2018 11:56:50

## Measurement

Setting	Instrument Value	Target Value
Start Frequency	5.80500 GHz	5.80500 GHz
Stop Frequency	5.84500 GHz	5.84500 GHz
Span	40.000 MHz	40.000 MHz
RBW	200.000 kHz	<= 200.000 kHz
VBW	1.000 MHz	>= 600.000 kHz
SweepPoints	200	~ 200
SweepTime	28.443 μs	AUTO
Reference Level	-20.000 dBm	-20.000 dBm
Attenuation	0.000 dB	AUTO
Detector	MaxPeak	MaxPeak
SweepCount	200	200
Filter	3 dB	3 dB
Trace Mode	Max Hold	Max Hold
Sweeptype	FFT	AUTO
Preamp	off	off
Stablemode	Trace	Trace
Stablevalue	0.30 dB	0.30 dB
Run	55 / max. 150	max. 150
Stable	5 / 5	5
Max Stable Difference	0.00 dB	0.30 dB

## Band Edge high (5825 MHz; 10.000 dBm; 20 MHz)

Test according to FCC title 47 part 15 §15.407(b), KDB 789033 D02 General U-NII Test Procedures New Rules v02r01 and ANSI C63.10

### Result

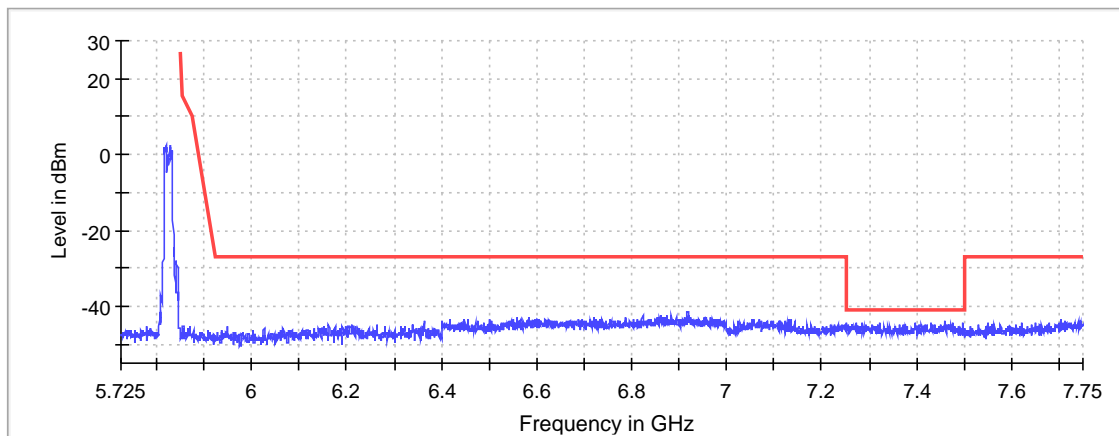
DUT Frequency (MHz)	Result
5825.000000	PASS

### Inband Peak

Frequency (MHz)	Level (dBm)
5818.750000	2.3

### Measurements

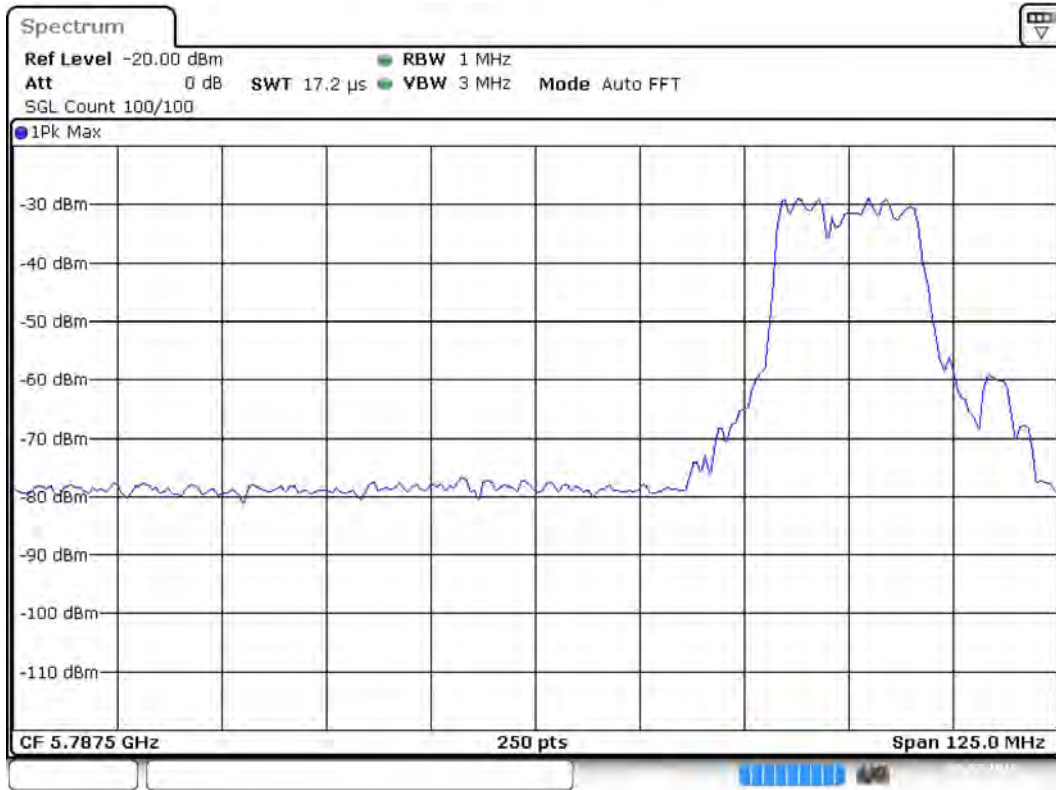
Frequency (MHz)	Level (dBm)	Margin (dB)	Limit (dBm)	Result
7460.250000	-44.0	2.8	-41.2	PASS
7396.250000	-44.2	3.0	-41.2	PASS
7431.750000	-44.2	3.0	-41.2	PASS
7251.250000	-44.2	3.0	-41.2	PASS
7284.250000	-44.2	3.0	-41.2	PASS
7458.250000	-44.4	3.2	-41.2	PASS
7475.750000	-44.5	3.2	-41.2	PASS
7271.750000	-44.5	3.3	-41.2	PASS
7496.250000	-44.5	3.3	-41.2	PASS
7458.750000	-44.6	3.3	-41.2	PASS
7459.250000	-44.6	3.4	-41.2	PASS
7323.250000	-44.6	3.4	-41.2	PASS
7251.750000	-44.6	3.4	-41.2	PASS
7420.750000	-44.6	3.4	-41.2	PASS
7421.250000	-44.7	3.4	-41.2	PASS



— Limit    — Sum Level    × Fail

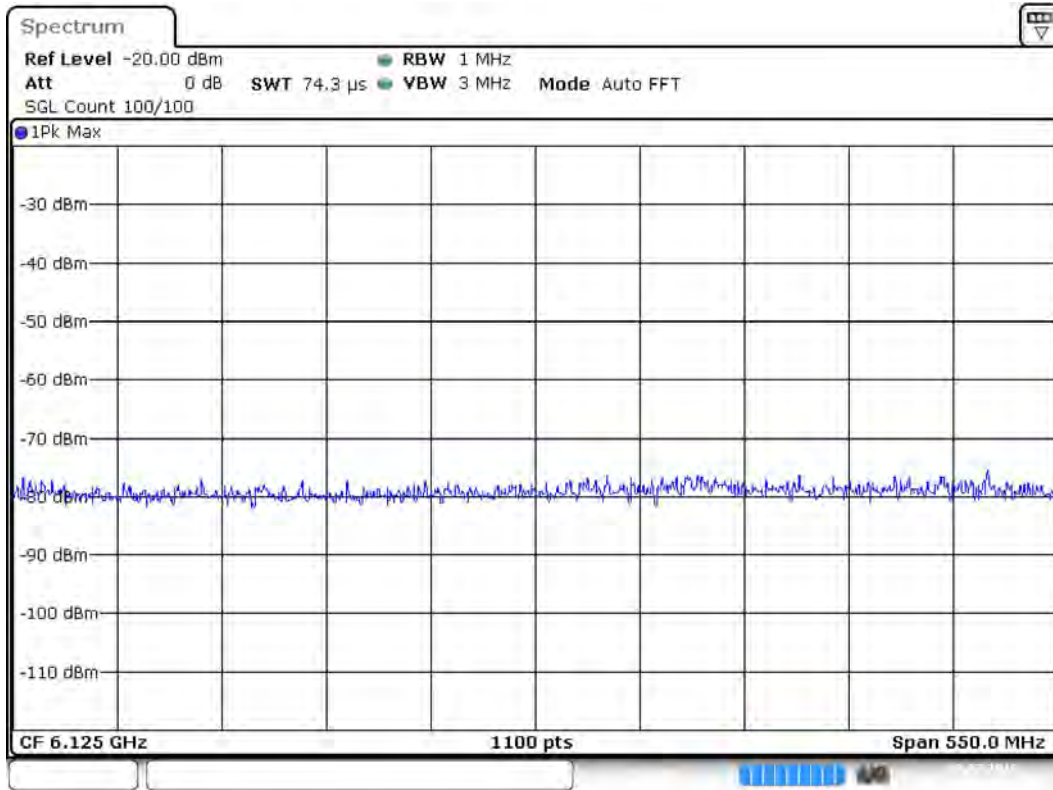
Band Edge Connector 1\_0





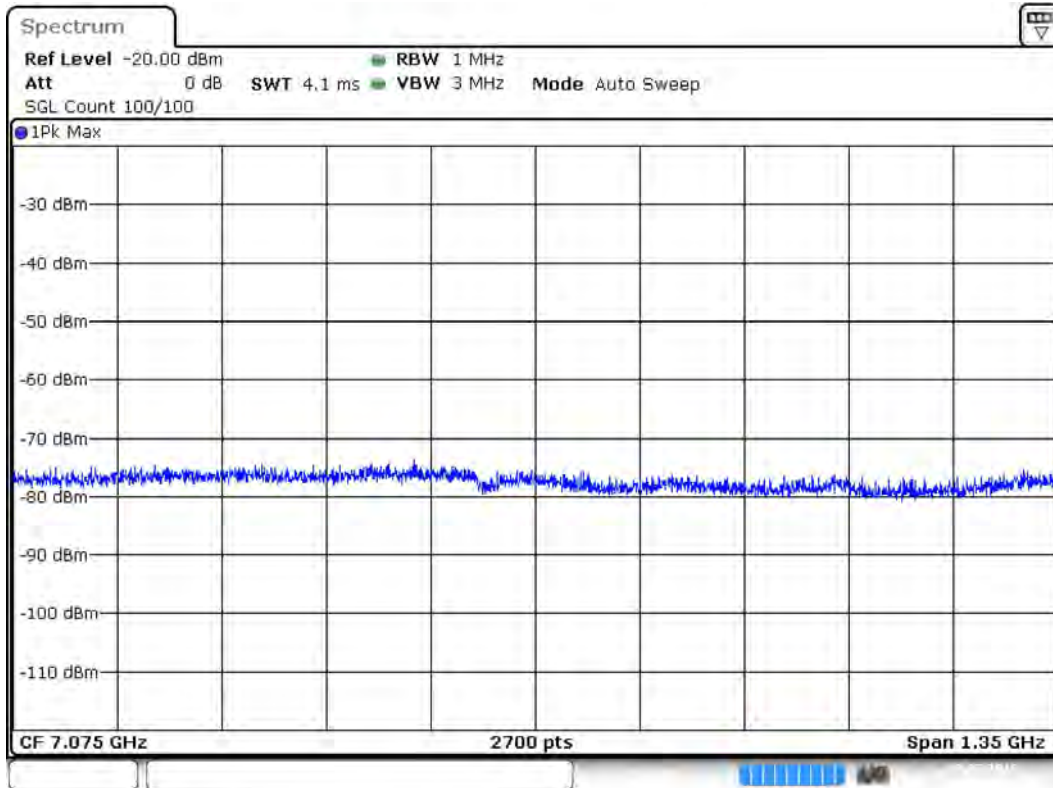
Date: 18 JUL 2018 11:57:23

Band Edge Connector 1\_1



Date: 18 JUL 2018 11:57:53

Band Edge Connector 1\_2



Date: 18.JUL.2018 11:58:10

### Measurement 1

Setting	Instrument Value	Target Value
Start Frequency	5.72500 GHz	5.72500 GHz
Stop Frequency	5.85000 GHz	5.85000 GHz
Span	125.000 MHz	125.000 MHz
RBW	1.000 MHz	<= 1.000 MHz
VBW	3.000 MHz	>= 3.000 MHz
SweepPoints	250	~ 250
SweepTime	17.156 µs	AUTO
Reference Level	-20.000 dBm	-20.000 dBm
Attenuation	0.000 dB	AUTO
Detector	MaxPeak	MaxPeak
SweepCount	100	100
Filter	3 dB	3 dB
Trace Mode	Max Hold	Max Hold
SweepType	FFT	AUTO
Preamp	off	off
Stablemode	Trace	Trace
Stablevalue	0.50 dB	0.50 dB
Run	17 / max. 150	max. 150
Stable	3 / 3	3
Max Stable Difference	0.00 dB	0.50 dB

### Measurement 2

Setting	Instrument Value	Target Value
Start Frequency	5.85000 GHz	5.85000 GHz
Stop Frequency	6.40000 GHz	6.40000 GHz
Span	550.000 MHz	550.000 MHz

---

Setting	Instrument Value	Target Value
RBW	1.000 MHz	<= 1.000 MHz
VBW	3.000 MHz	>= 3.000 MHz
SweepPoints	1100	~ 1100
Sweeptime	74.344 $\mu$ s	AUTO
Reference Level	-20.000 dBm	-20.000 dBm
Attenuation	0.000 dB	AUTO
Detector	MaxPeak	MaxPeak
SweepCount	100	100
Filter	3 dB	3 dB
Trace Mode	Max Hold	Max Hold
SweepType	FFT	AUTO
Preamp	off	off
Stablemode	Trace	Trace
Stablevalue	0.50 dB	0.50 dB
Run	4 / max. 150	max. 150
Stable	3 / 3	3
Max Stable Difference	0.00 dB	0.50 dB