

RF Test Report

For

Globe Electric Company Inc.

| | |
|------------------------|--|
| Test Standards: | Part 15C Subpart C §15.247 <u>RSS 247 Issue 2</u> |
| Product Name: | <u>Smart 4" LED Integrated Ultra Slim Recessed Kit</u> |
| Tested Model: | <u>50402</u> |
| Brand Name: | <u>Globe</u> |
| FCC ID: | <u>2AQUQGE50402</u> |
| IC: | <u>8290A-GE50402</u> |
| Classification | <u>(DTS) Digital Transmission System</u> |
| Report No.: | <u>EC2103010RF01</u> |
| Tested Date: | <u>2021-03-05 to 2021-03-23</u> |
| Issued Date: | <u>2021-03-23</u> |
| Prepared By: | <u>Jack Liu.</u> Jack Liu / Engineer |
| Approved By: | <u>Tiny-yang</u> Tiny Yang / RF Manager |

Hunan Ecloud Testing Technology Co., Ltd.
Building A1, Changsha E Center, No. 18 Xiangtai Avenue, Liuyang Economic and
Technological Development Zone, Hunan, P.R.C
Tel.: +86-731-89634887 Fax.: +86-731-89634887
www.hn-ecloud.com

Note: The test results in this report apply exclusively to the tested model / sample. Without written approval of Hunan Ecloud Testing Technology Co., Ltd., the test report shall not be reproduced except in full.

Report Revise Record

| Report Version | Revise Time | Issued Date | Valid Version | Notes |
|----------------|-------------|-------------|---------------|-----------------|
| V1.0 | / | 2021.03.23 | Valid | Original Report |

TABLE OF CONTENTS

| | | |
|----------|---|------------|
| 1 | TEST LABORATORY | 5 |
| 1.1 | Test facility | 5 |
| 2 | GENERAL DESCRIPTION..... | 6 |
| 2.1 | Applicant | 6 |
| 2.2 | Manufacturer | 6 |
| 2.3 | General Description Of EUT | 6 |
| 2.4 | Modification of EUT | 7 |
| 2.5 | Applicable Standards | 7 |
| 3 | TEST CONFIGURATION OF EQUIPMENT UNDER TEST..... | 8 |
| 3.1 | Descriptions of Test Mode | 8 |
| 3.2 | Test Mode | 8 |
| 3.3 | Support Equipment | 9 |
| 3.4 | Test Setup | 10 |
| 3.5 | Measurement Results Explanation Example..... | 13 |
| 4 | TEST RESULT | 14 |
| 4.1 | DTS and Occupied Channel Bandwidth Measurement..... | 14 |
| 4.2 | Maximum Conducted Output Power Measurement | 15 |
| 4.3 | Maximum Power Spectral Density Measurement | 16 |
| 4.4 | Band Edges and Spurious Emission Measurement | 17 |
| 4.5 | Radiated Band Edges and Spurious Emission Measurement | 18 |
| 4.6 | AC Conducted Emission Measurement..... | 102 |
| 4.7 | Antenna Requirements | 105 |
| 5 | LIST OF MEASURING EQUIPMENT..... | 106 |
| 6 | UNCERTAINTY OF EVALUATION..... | 108 |
| | Appendix A: DTS Bandwidth..... | 109 |
| | Appendix B: Occupied Channel Bandwidth | 116 |
| | Appendix C: Maximum conducted output power | 123 |
| | Appendix D: Duty Cycle..... | 130 |
| | Appendix E: Maximum power spectral density..... | 137 |
| | Appendix F: Band edge measurements..... | 144 |
| | Appendix G: Conducted Spurious Emission | 149 |
| | Appendix H: Setup Photographs | 169 |

Summary Of Test Result

| FCC Rule | IC Rule | Description | Limit | Result | Remark |
|--------------------|--------------------|---|-----------------------------------|--------|--|
| 15.247(a)(2) | RSS-247 5.2(a) | 6dB Bandwidth | $\geq 0.5\text{MHz}$ | Pass | - |
| - | RSS-Gen 6.7 | 99% Bandwidth | - | Pass | - |
| 15.247(b)(3) | RSS-247 A5.4(d) | Output Power | $\leq 30\text{dBm}$ | Pass | - |
| 15.247(e) | RSS-247 5.2(b) | Power Spectral Density | $\leq 8\text{dBm}/3\text{kHz}$ | Pass | - |
| 15.247(d) | RSS-247 5.5 | Conducted Band Edges and Spurious Emission | $\leq 30\text{dBc}$ | Pass | - |
| 15.247(d) | RSS-247 5.5 | Radiated Band Edges and Spurious Emission | 15.209(a) & 15.247(d) | Pass | Under limit 1.87 dB at 4824 MHz |
| 15.207 | RSS-GEN 8.8 | AC Conducted Emission | 15.207(a) | Pass | Under limit 8.23 dB at 3.399 MHz |
| 15.203 & 15.247(b) | RSS-GEN 6.8 | Antenna Requirement | 15.203 & 15.247(b) RSS-GEN 6.8 | Pass | - |

1 Test Laboratory

1.1 Test facility

CNAS (accreditation number: L11138)

Hunan Ecloud Testing Technology Co., Ltd. has obtained the accreditation of China National Accreditation Service for Conformity Assessment (CNAS).

FCC (Designation number: CN1244 , Test Firm Registration Number: 793308)

Hunan Ecloud Testing Technology Co., Ltd. has been listed on the US Federal Communications Commission list of test facilities recognized to perform electromagnetic emissions measurements.

ISED(CAB identifier: CN0012, ISED# :24347)

Hunan Ecloud Testing Technology Co., Ltd. has been listed on the Wireless Device Testing Laboratories list of innovation, Science and Economic Development Canada to test to Canadian radio equipment requirements.

A2LA (Certificate Code : 4895.01)

Hunan Ecloud Testing Technology Co., Ltd. has been listed by American Association for Laboratory Accreditation to perform electromagnetic emission measurement.

2 General Description

2.1 Applicant

Globe Electric Company Inc.
 150, Oneida, Montreal, Quebec, Canada, H9R 1A8

2.2 Manufacturer

Globe Electric Company Inc.
 150, Oneida, Montreal, Quebec, Canada, H9R 1A8

2.3 General Description Of EUT

| | |
|-------------------------------|--|
| Product | Smart 4" LED Integrated Ultra Slim Recessed Kit |
| Model No. | 50402 |
| Brand Name | Globe |
| Additional No. | N/A |
| Difference Description | N/A |
| FCC ID | 2AQUQGE50402 |
| IC | 8290A-GE50402 |
| Power Supply* | 120Vac |
| Modulation Technology | CCK, DQPSK, DBPSK for DSSS 64QAM, 16QAM, QPSK, BPSK for OFDM |
| Modulation Type | 802.11b : DSSS 802.11g/n : OFDM |
| Operating Frequency | 2412-2462MHz |
| Number Of Channel | 11 |
| Max. Output Power | 802.11b : 16.18 dBm (0.0415 W) 802.11g : 14.88 dBm (0.0308 W) 802.11n HT20 : 14.64 dBm (0.0291 W) 802.11n HT40 : 14.30 dBm (0.0269 W) |
| Max. e.i.r.p. | 19.18 dBm (0.0828W) |
| Antenna Type | PCB Antenna type with 3dBi gain |
| HW Version | V1.0 |
| SW Version | 0019 |
| I/O Ports | Refer to user's manual |

NOTE:

1. For a more detailed features description, please refer to the manufacturer's specifications or the

user's manual.

2. For the test results, the EUT had been tested with all conditions. But only the worst case was shown in test report.

2.4 Modification of EUT

No modifications are made to the EUT during all test items.

2.5 Applicable Standards

According to the specifications of the manufacturer, the EUT must comply with the requirements of the following standards:

- FCC Part 15 Subpart C §15.247
- ANSI C63.10-2013
- IC RSS-247 Issue 2
- IC RSS-Gen Issue 5
- KDB 558074 D01 15.247 Meas Guidance v05r02

Remark:

1. This EUT has also been tested and complied with the requirements of FCC Part 15, Subpart B&ICES-005, recorded in a separate test report.

3 Test Configuration of Equipment Under Test

3.1 Descriptions of Test Mode

11 channels are provided for 802.11b, 802.11g and 802.11n(HT20):

| CHANNEL | FREQUENCY | CHANNEL | FREQUENCY |
|---------|-----------|---------|-----------|
| 1 | 2412 MHz | 7 | 2442 MHz |
| 2 | 2417 MHz | 8 | 2447 MHz |
| 3 | 2422 MHz | 9 | 2452 MHz |
| 4 | 2427 MHz | 10 | 2457 MHz |
| 5 | 2432 MHz | 11 | 2462 MHz |
| 6 | 2437 MHz | | |

7 channels are provided for 802.11n(HT40):

| CHANNEL | FREQUENCY | CHANNEL | FREQUENCY |
|---------|-----------|---------|-----------|
| | | 7 | 2442 MHz |
| | | 8 | 2447 MHz |
| 3 | 2422 MHz | 9 | 2452 MHz |
| 4 | 2427 MHz | | |
| 5 | 2432 MHz | | |
| 6 | 2437 MHz | | |

The transmitter has a maximum conducted output power as follows:

| Frequency Range(MHz) | Mode | Rate | Output Power(dBm) |
|----------------------|--------------|-------|-------------------|
| 2412~2462 | 802.11b | 1Mbps | 16.18 |
| 2412~2462 | 802.11g | 6Mbps | 14.88 |
| 2412~2462 | 802.11n HT20 | MCS0 | 14.64 |
| 2422~2452 | 802.11n HT40 | MCS0 | 14.30 |

- a. Radiated emission and power line conducted emission were performed with the EUT set to transmit at the channel with highest output power as worst-case scenario.

3.2 Test Mode

3.2.1 Antenna Port Conducted Measurement

| Summary table of Test Cases | | | | |
|-----------------------------|--------------|--------------|--------------|--------------|
| Test Item | Modulation | | | |
| | 802.11 b | 802.11 g | 802.11n HT20 | 802.11n HT40 |
| Conducted | Mode 1: CH01 | Mode 1: CH01 | Mode 1: CH01 | Mode 1: CH03 |

| | | | | |
|-------------------|-------------------------------|-------------------------------|-------------------------------|------------------------------|
| Test Cases | Mode 2: CH06 Mode 3: CH011 | Mode 2: CH06 Mode 3: CH011 | Mode 2: CH06 Mode 3: CH011 | Mode 2: CH06 Mode 3: CH09 |
|-------------------|-------------------------------|-------------------------------|-------------------------------|------------------------------|

3.2.2 Radiated Emission Test (Below 1GHz)

| | |
|----------------------------|---------------------------------|
| Radiated Test Cases | 802.11 b Mode 1: CH01 |
|----------------------------|---------------------------------|

- Note : 1. Pre-Scan has been conducted to determine the worst-case mode from all possible combinations between available modulations, XYZ axis, antenna ports (if EUT with antenna diversity architecture) and packet type. Z orientation was worst-case orientation; therefore, all final radiated testing was performed with the EUT in Z orientation.
2. Following channel(s) was (were) selected for the final test as listed above

3.2.3 Radiated Emission Test (Above 1GHz)

| Test Item | Modulation | | | |
|----------------------------|--|--|--|--|
| | 802.11 b | 802.11 g | 802.11n HT20 | 802.11n HT40 |
| Radiated Test Cases | Mode 1: CH01 Mode 2: CH06 Mode 3: CH11 | Mode 1: CH01 Mode 2: CH06 Mode 3: CH11 | Mode 1: CH01 Mode 2: CH06 Mode 3: CH11 | Mode 1: CH03 Mode 2: CH06 Mode 3: CH09 |

- Note : 1. The fundamental of the EUT was investigated in three orthogonal orientations X, Y and Z it was determined that Z orientation was worst-case orientation; therefore, all final radiated testing was performed with the EUT in Z orientation.
2. Following channel(s) was (were) selected for the final test as listed above
3. For frequency above 18GHz, the measured value is much lower than the limit, therefore, it is not reflected in the report.

3.2.4 Power Line Conducted Emission Test:

| | |
|------------------------------|----------------------------------|
| AC Conducted Emission | Mode 1 : WLAN Linking + Lighting |
|------------------------------|----------------------------------|

3.3 Support Equipment

| Item | Equipment | Trade Name | Model Name | FCC ID | Data Cable | Power Cord |
|------|-----------|------------|------------|-------------|------------|---|
| 1. | WLAN AP | NETGEAR | R7800 | PY315100319 | N/A | shielded, 1.8 m |
| 2. | Notebook | Lenovo | E470C | FCC sDoC | N/A | shielded cable DC O/P 1.8 m unshielded AC |

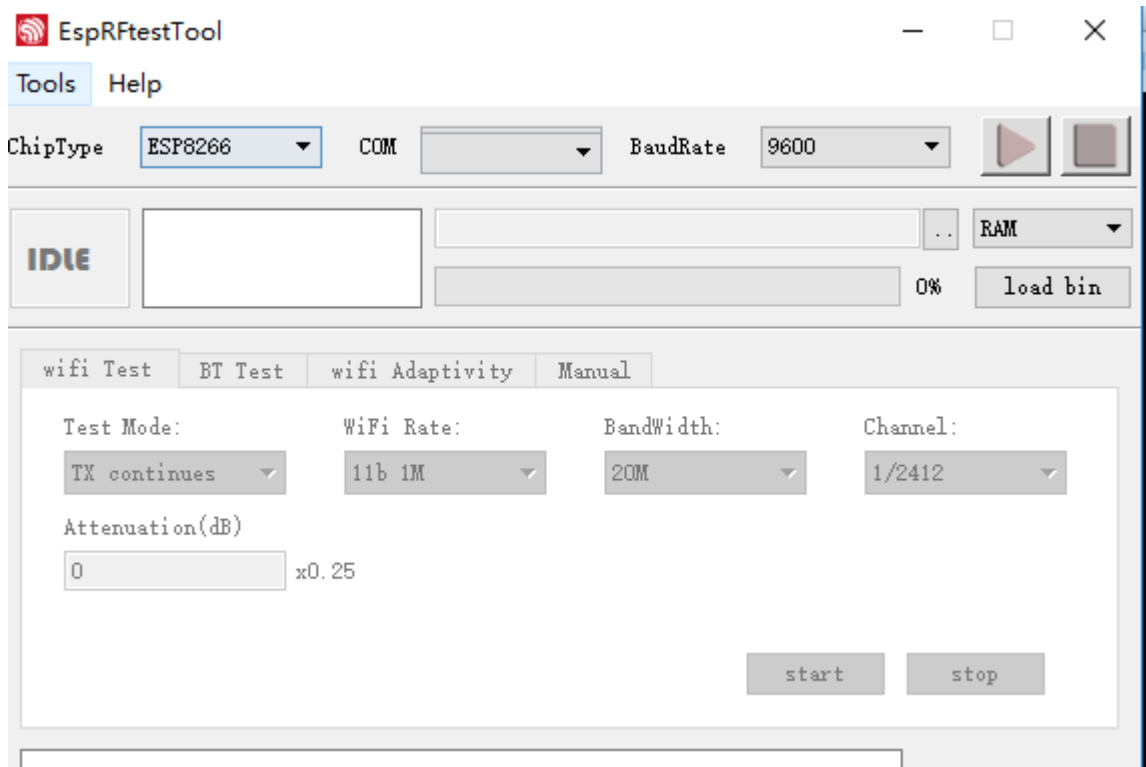
| | | | | | | |
|--|--|--|--|--|--|----------------|
| | | | | | | I/P cable1.2 m |
|--|--|--|--|--|--|----------------|

3.4 Test Setup

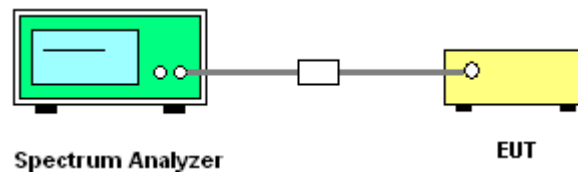
The EUT is continuously communicating to the WIFI tester during the tests.

EUT was set in the Hidden menu mode to enable WIFI communications.

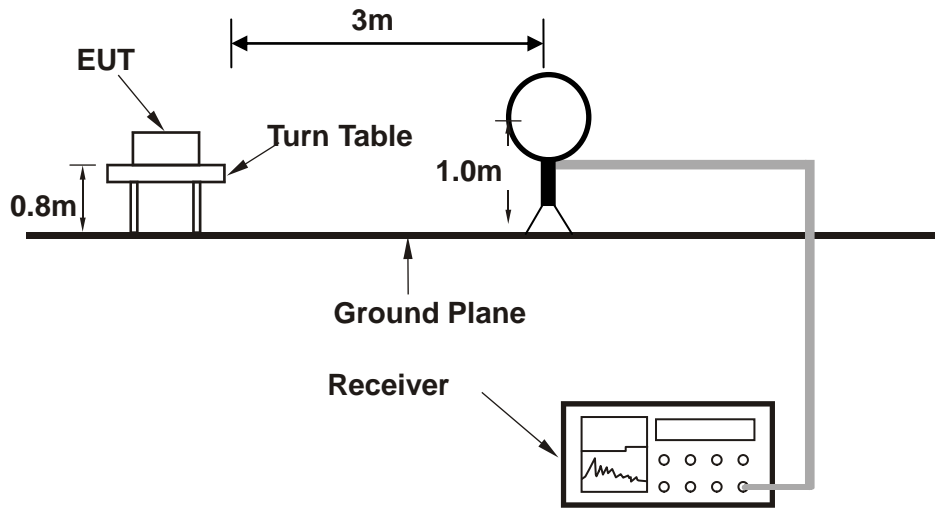
The following picture is a screenshot of the test software



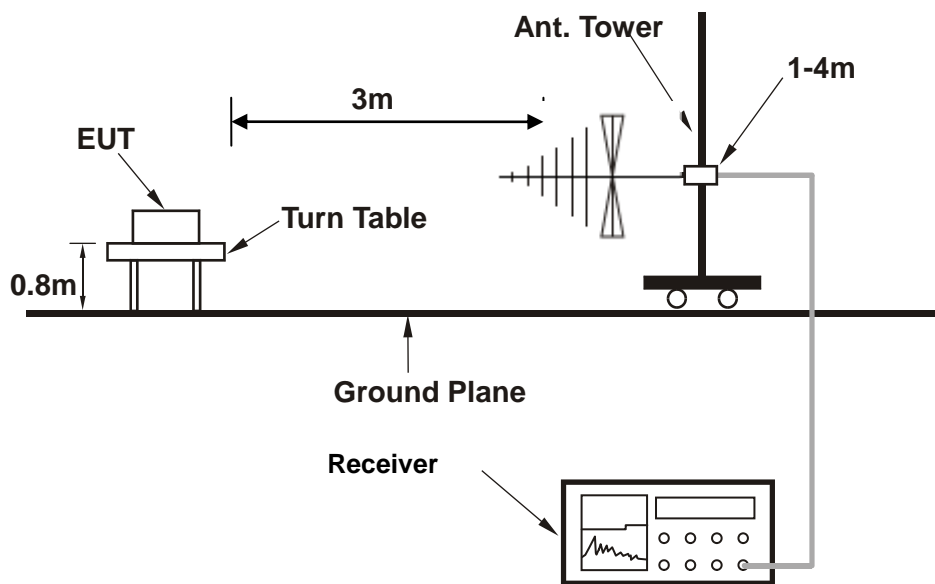
Setup diagram for Conducted Test



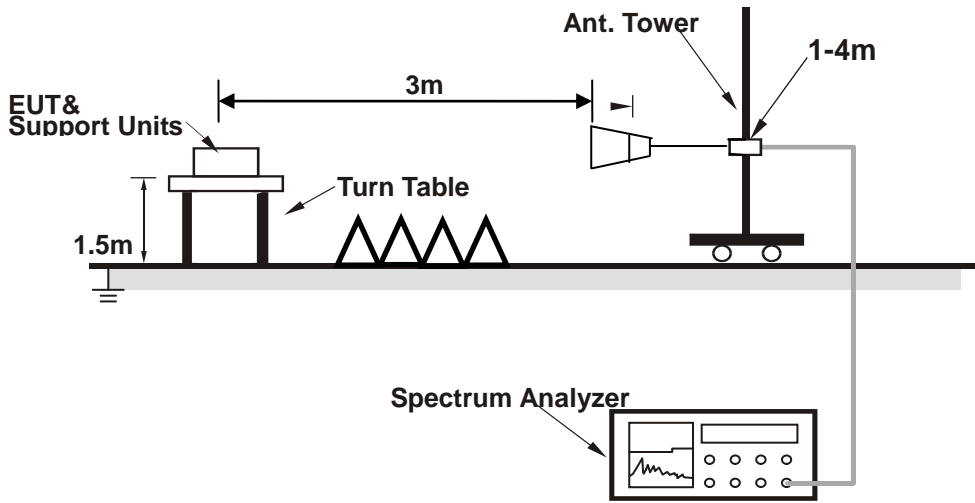
Setup diagram for Raidation(9KHz~30MHz) Test



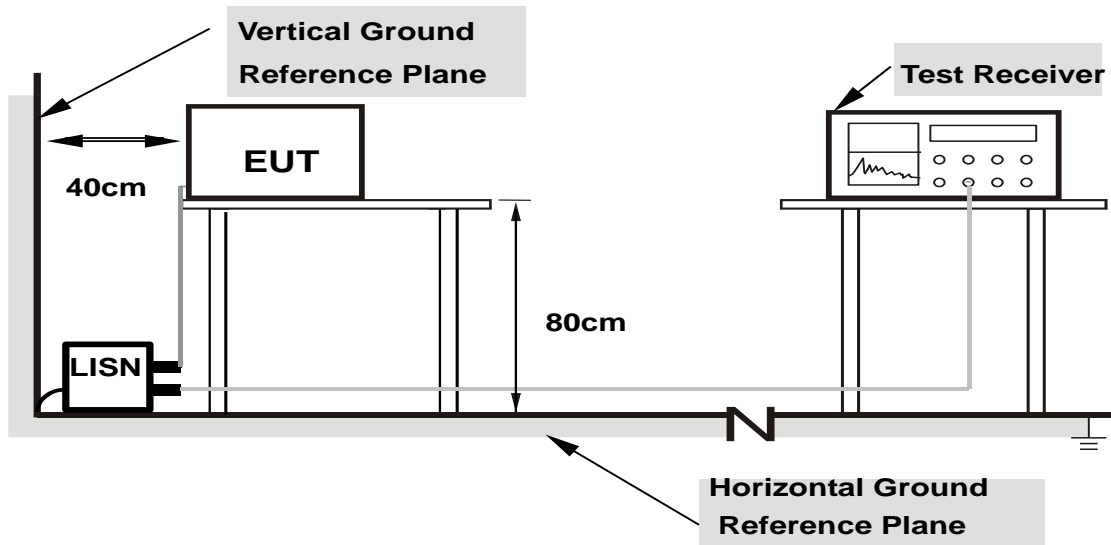
Setup diagram for Raidation(Below 1G) Test



Setup diagram for Raidation(Above1G) Test



Setup diagram for AC Conducted Emission Test



- Note: 1.Support units were connected to second LISN.
 2.Both of LISNs (AMN) are 80 cm from EUT and at least 80 from other units and other metal planes**

3.5 Measurement Results Explanation Example

For all conducted test items:

The offset level is set in the spectrum analyzer to compensate the RF cable loss and attenuator factor between EUT conducted output port and spectrum analyzer. With the offset compensation, the spectrum analyzer reading level is exactly the EUT RF output level.

Example:

The spectrum analyzer offset is derived from RF cable loss and attenuator factor.

Offset = RF cable loss + attenuator factor.

Following shows an offset computation example with cable loss 5 dB and 10dB attenuator.

$$\begin{aligned} \text{Offset(dB)} &= \text{RF cable loss(dB)} + \text{attenuator factor(dB)}. \\ &= 5 + 10 = 15 \text{ (dB)} \end{aligned}$$

For all radiated test items:

Corrected Reading: Antenna Factor + Cable Loss + Read Level - Preamp Factor = Level

Over Limit (dB μ V/m) = Level(dB μ V/m) - Limit Level (dB μ V/m)

4 Test Result

4.1 DTS and Occupied Channel Bandwidth Measurement

4.1.1 Limit of 6dB Bandwidth

FCC §15.247 (a) (2)

IC RSS-247 5.2(a)

The minimum 6 dB bandwidth shall be at least 500 kHz.

4.1.2 Test Procedures

1. The testing follows FCC KDB Publication No. 558074 DTS D01 Meas. Guidance v05r02.
2. Check the calibration of the measuring instrument using either an internal calibrator or a known signal from an external generator.
3. Turn on the EUT and connect it to measurement instrument.
4. Set to the maximum power setting and enable Transmitting the EUT transmit continuously
5. Make the measurement with the spectrum analyzer's resolution bandwidth (RBW) = 100 kHz. Set the Video bandwidth (VBW) = 300 kHz. In order to make an accurate measurement. The 6 dB bandwidth must be greater than 500 kHz.
6. For 99% Bandwidth Measurement, the spectrum analyzer's resolution bandwidth (RBW) setting should be 1%-5% of OBW, please revise and set the Video bandwidth (VBW) $\geq 3^* RBW$.

4.1.3 Test Result of 6dB Bandwidth

Refer to Appendix A of this test report.

4.1.4 Test Result of 99% Bandwidth

Refer to Appendix B of this test report.

4.2 Maximum Conducted Output Power Measurement

4.2.1 Limit of Output Power

FCC §15.247 (b)(3)

For systems using digital modulation in the 2400-2483.5 MHz bands: 30dBm.

IC RSS-247 A5.4(d)

For DTSs employing digital modulation techniques operating in the bands 902-928MHz and 2400-2483.5MHz, the maximum conducted output power shall not exceed 1 W.

The e.i.r.p. shall not exceed 4 W, except as provided in section 5.4(e)

4.2.2 Test Procedures

1. The testing follows the Measurement Procedure of ANSI C63.10-2013 section 11.9.2.2.4 Measurement using a spectrum analyzer.
2. Check the calibration of the measuring instrument using either an internal calibrator or a known signal from an external generator.
3. Turn on the EUT and connect it to spectrum analyzer.
4. Set to the maximum power setting and enable Transmitting the EUT transmit continuously
5. Measure the duty cycle, x, of the transmitter output signal as described in below:
 - a. Set the center frequency of the instrument to the center frequency of the transmission.
 - b. Set RBW to the largest available Transmitting value.
 - c. Set detector = peak
6. Set span to at least 1.5*OBW. Set RBW=510KHz, VBW=2MHz, Number of points in sweep $\geq 2/3$ * span, Sweep time = auto. Detector = RMS
7. Allow the sweep to "free run". Trace average 100 traces in RMS mode
8. Compute power by integrating the spectrum across the OBW of the signal using the instrument's Channel power measurement function with band limits set equal to the OBW band edges.
9. Add $10 \log (1/x)$, where x is the duty cycle. The duty cycle factor has been compensated to the 'offset' of the spectrum analyser.

4.2.3 Test Result of Output Power

Refer to Appendix C of this test report.

4.2.4 Test Result of Duty Cycle

Refer to Appendix D of this test report.

4.3 Maximum Power Spectral Density Measurement

4.3.1 Limits of Power Spectral Density

FCC§15.247(e)

IC RSS-247 5.2(b)

The peak power spectral density shall not be greater than 8dBm in any 3kHz band at any time interval of continuous transmission.

4.3.2 Test Procedure

1. The testing follows Measurement Procedure 8.4 DTS maximum power spectral density level in the fundamental emission of ANSI C63.10-2013 section 11.9.2.2.4
2. Turn on the EUT and connect it to measurement instrument.
3. Measure the duty cycle, x , of the transmitter output signal as described in below:
 - a. Set the center frequency of the instrument to the center frequency of the transmission.
 - b. Set RBW to the largest available Transmitting value.
 - c. Set detector = peak
4. Set span to at least $1.5 \times \text{OBW}$. Set RBW= 30 KHz, VBW=100 KHz, Number of points in sweep $\geq 2/3 \times \text{span}$, Sweep time = auto.
5. Detector = power averaging (rms), Sweep time = auto couple, Trace mode = averaging (rms) mode over a minimum of 100 traces. Use the peak marker function to determine the maximum power level.
6. Add $10 \log(1/x)$, where x is the duty cycle.
7. Measure and record the results in the test report.
8. The Measured power density (dBm)/ 100kHz is a reference level and used as 30dBc down limit line for Conducted Band Edges and Conducted Spurious Emission.
9. Add $10 \log(1/x)$, where x is the duty cycle. The duty cycle factor has been compensated to the 'offset' of the spectrum analyser.

4.3.3 Test Result of Power Spectral Density

Refer to Appendix E of this test report.

4.4 Band Edges and Spurious Emission Measurement

4.4.1 Limit of Conducted Band Edges and Spurious Emission

FCC §15.247 (d)

IC RSS-247 5.5

Maximum conducted (average) output power was used to determine compliance, then the peak power in any 100 kHz bandwidth outside of the authorized frequency band shall be attenuated by at least 30 dB relative to the maximum in-band peak PSD level in 100 kHz (i.e., 30 dBc).

4.4.2 Test Procedures

1. Check the calibration of the measuring instrument using either an internal calibrator or a known signal from an external generator.
2. Turn on the EUT and connect it to measurement instrument.
3. Set RBW = 100 kHz, VBW=300 kHz, Peak Detector. Unwanted Emissions measured in any 100 kHz bandwidth outside of the authorized frequency band shall be attenuated by at least 20 dB relative to the maximum in-band peak PSD level in 100 kHz when maximum peak conducted output power procedure is used. If the transmitter complies with the conducted power limits based on the use of RMS averaging over a time interval, the attenuation required under this paragraph shall be 30 dB instead of 20 dB per 15.247(d).
4. Measure and record the results in the test report.
5. The RF fundamental frequency should be excluded against the limit line in the operating frequency band.

4.4.3 Test Result of Conducted Band Edges

Refer to Appendix F of this test report.

4.4.4 Test Result of Conducted Spurious Emission

Refer to Appendix G of this test report.

4.5 Radiated Band Edges and Spurious Emission Measurement

4.5.1 Limit of Radiated Band Edges and Spurious Emission

FCC §15.247 (d)

IC RSS-247 5.5

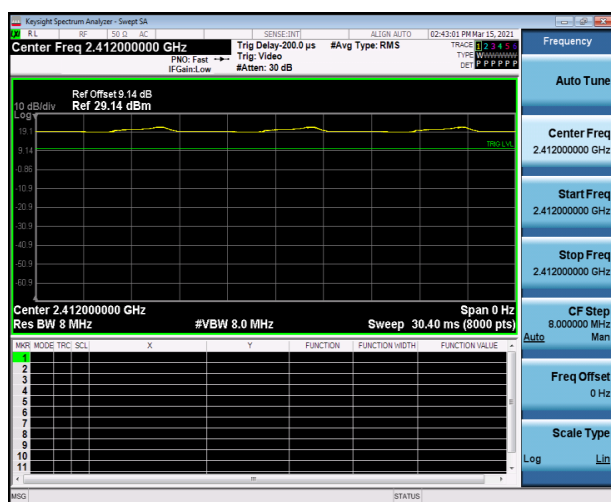
In any 100 kHz bandwidth outside the intentional radiator frequency band, all harmonics/spurious must be at least 30 dB below the highest emission level within the authorized band. In addition, radiated emissions which fall in the restricted bands must also comply with the FCC section 15.209 limits as below.

| Frequency (MHz) | Field Strength (microvolts/meter) | Measurement Distance (meters) |
|--------------------|--------------------------------------|----------------------------------|
| 0.009 – 0.490 | 2400/F(kHz) | 300 |
| 0.490 – 1.705 | 24000/F(kHz) | 30 |
| 1.705 – 30.0 | 30 | 30 |
| 30 – 88 | 100 | 3 |
| 88 – 216 | 150 | 3 |
| 216 - 960 | 200 | 3 |
| Above 960 | 500 | 3 |

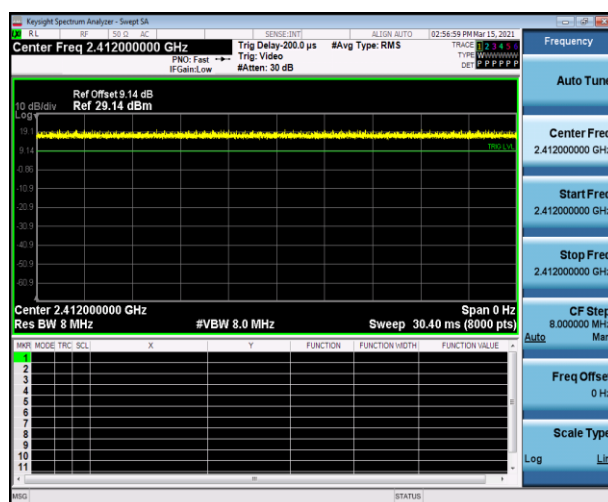
4.5.2 Test Procedures

1. The EUT was placed on a turntable with 0.8 meter for frequency below 1GHz and 1.5 meter for frequency above 1GHz respectively above ground.
2. The measurement distance is 3 meter.
3. For each suspected emission, the EUT was arranged to its worst case and then tune the Antenna tower (from 1 m to 4 m) and turntable (from 0 degree to 360 degrees) to find the maximum reading. A pre-amp and a high pass filter are used for the test in order to get better signal level to comply with the guidelines.
4. Set to the maximum power setting and enable the EUT transmit continuously.
5. Use the following spectrum analyzer settings:
 - (1) Span shall wide enough to fully capture the emission being measured;
 - (2) Set RBW=100 kHz for $f < 1$ GHz, RBW=1MHz for $f > 1$ GHz ; VBW = RBW; Sweep = auto; Detector function = peak; Trace = max hold for peak
 - (3) For average measurement:
 VBW = 10 Hz, when duty cycle is no less than 98 percent.
 VBW $\geq 1/T$, when duty cycle is less than 98 percent where T is the minimum transmission duration over which the transmitter is on and is transmitting at its maximum power control level for the tested mode of operation.

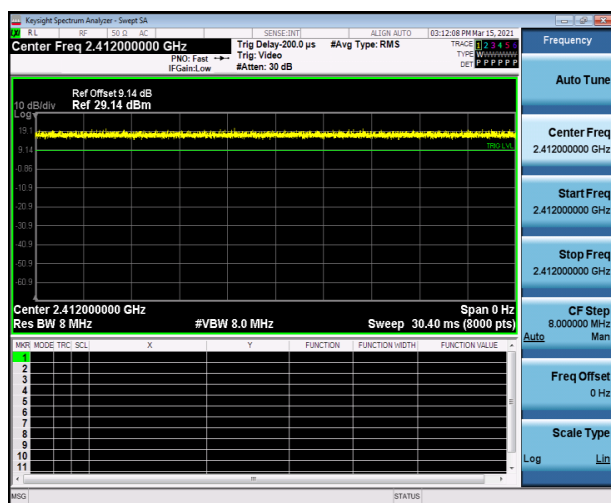
| Band | Duty Cycle(%) | T(ms) | 1/T(kHz) | VBW Setting |
|--------------|---------------|-------|----------|-------------|
| 802.11b | 100.00 | - | - | 10Hz |
| 802.11g | 100.00 | - | - | 10Hz |
| 802.11n HT20 | 100.00 | - | - | 10Hz |
| 802.11n HT40 | 100.00 | - | - | 10Hz |



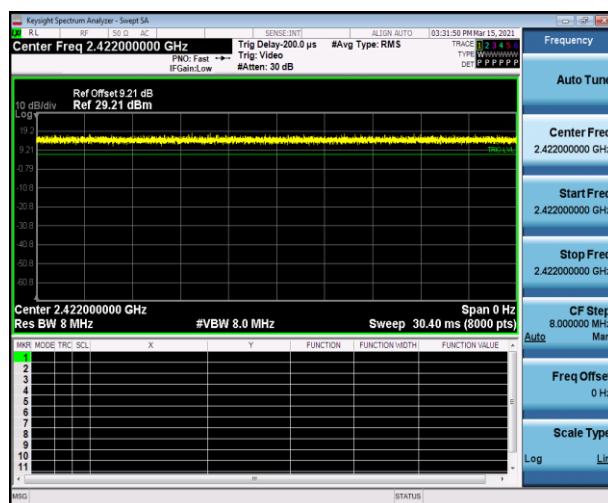
802.11b



802.11g



802.11n HT20



6. Corrected Reading: Antenna Factor + Cable Loss + Read Level - Preamp Factor = Level

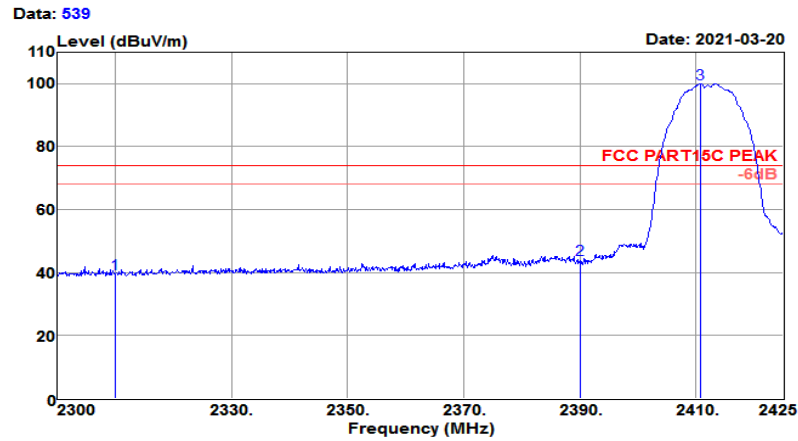
4.5.3 Test Results of Radiated Spurious Emissions (9 kHz ~ 30 MHz)

The low frequency, which started from 9 kHz to 30MHz, was pre-scanned and the result which was 20dB lower than the limit line per 15.31(o) was not reported.

4.5.4 Test Result of Radiated Spurious at Band Edges

| | | | |
|------------------------|-------------------------|----------------------------|------------|
| Test Mode : | 802.11b CH01 (2412 MHz) | Temperature : | 21~23°C |
| Test Engineer : | Jack Liu | Relative Humidity : | 63~65% |
| Frequency Range | 2.3GHz~2.425GHz | Polarization : | Horizontal |

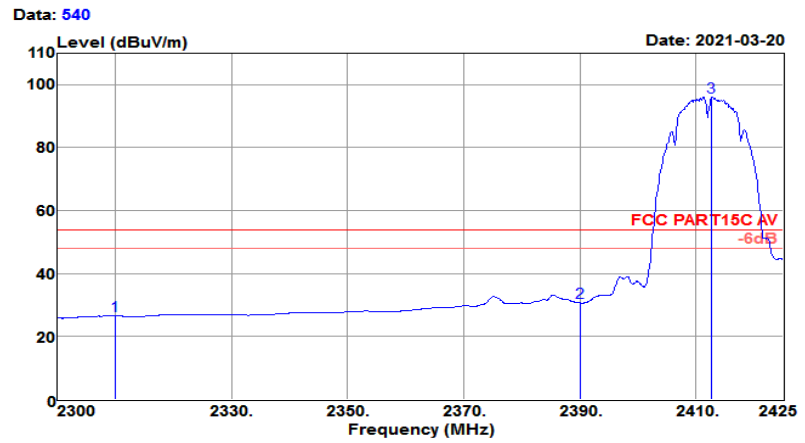
| | |
|-----------------------------------|------------------------|
| Test Site : 3m Chamber | Temp/Humi : 21°C/62% |
| Tested by : Jack | Pol/Phase : HORIZONTAL |
| Test Mode : 802.11b CH01(2412MHz) | Power rating: 120VAc |



| Freq MHz | Reading level dBuV | Antenna factor dB/m | Cable loss dB | Preamp factor dB | level dBuV/m | Limit level dBuV/m | Over limit dB | Remark |
|----------|--------------------|---------------------|---------------|------------------|--------------|--------------------|---------------|--------|
| 2310.000 | 43.88 | 27.38 | 4.08 | 35.68 | 39.66 | 74.00 | -34.34 | Peak |
| 2390.000 | 48.18 | 27.56 | 4.16 | 35.88 | 44.02 | 74.00 | -29.98 | Peak |
| 2410.875 | 104.07 | 27.60 | 4.17 | 35.93 | 99.91 | 74.00 | 25.91 | Peak |

| | | | |
|------------------------|-------------------------|----------------------------|------------|
| Test Mode : | 802.11b CH01 (2412 MHz) | Temperature : | 21~23°C |
| Test Engineer : | Jack Liu | Relative Humidity : | 63~65% |
| Frequency Range | 2.3GHz~2.425GHz | Polarization : | Horizontal |

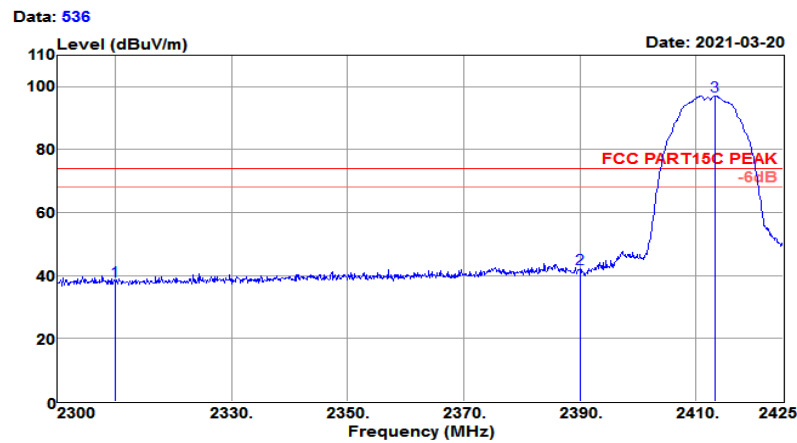
| | | | |
|-----------|-------------------------|---------------|--------------|
| Test Site | : 3m Chamber | Temp/Humi | : 21°C/62% |
| Tested by | : Jack | Pol/Phase | : HORIZONTAL |
| Test Mode | : 802.11b CH01(2412MHz) | Power rating: | 120VAc |



| Freq MHz | Reading level dBuV | Antenna factor dB/m | Cable loss dB | Preamp factor dB | level dBuV/m | Limit level dBuV/m | Over limit dB | Remark |
|----------|--------------------|---------------------|---------------|------------------|--------------|--------------------|---------------|---------|
| 2310.000 | 30.77 | 27.38 | 4.08 | 35.68 | 26.55 | 54.00 | -27.45 | Average |
| 2390.000 | 34.93 | 27.56 | 4.16 | 35.88 | 30.77 | 54.00 | -23.23 | Average |
| 2412.750 | 100.36 | 27.61 | 4.17 | 35.93 | 96.21 | 54.00 | 42.21 | Average |

| | | | |
|------------------------|-------------------------|----------------------------|----------|
| Test Mode : | 802.11b CH01 (2412 MHz) | Temperature : | 21~23°C |
| Test Engineer : | Jack Liu | Relative Humidity : | 63~65% |
| Frequency Range | 2.3GHz~2.425GHz | Polarization : | Vertical |

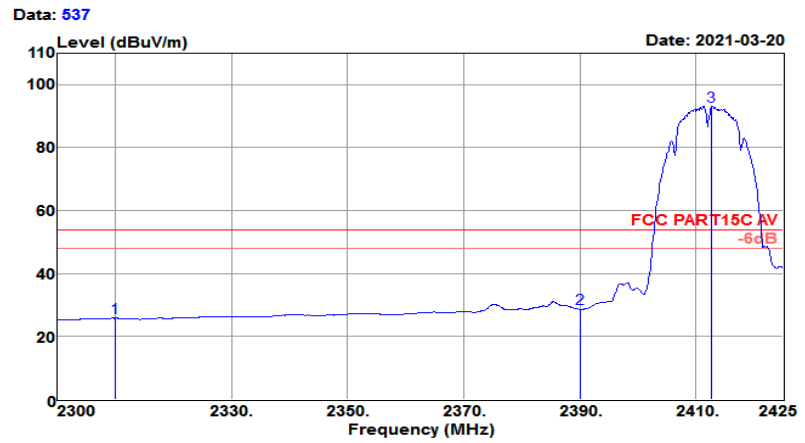
| | |
|-----------------------------------|----------------------|
| Test Site : 3m Chamber | Temp/Humi : 21°C/62% |
| Tested by : Jack | Pol/Phase : VERTICAL |
| Test Mode : 802.11b CH01(2412MHz) | Power rating: 120VAc |



| Freq MHz | Reading level dBuV | Antenna factor dB/m | Cable loss dB | Preamp factor dB | level dBuV/m | Limit level dBuV/m | Over limit dB | Remark |
|----------|--------------------|---------------------|---------------|------------------|--------------|--------------------|---------------|--------|
| 2310.000 | 42.46 | 27.38 | 4.08 | 35.68 | 38.24 | 74.00 | -35.76 | Peak |
| 2390.000 | 46.46 | 27.56 | 4.16 | 35.88 | 42.30 | 74.00 | -31.70 | Peak |
| 2413.250 | 101.13 | 27.61 | 4.17 | 35.93 | 96.98 | 74.00 | 22.98 | Peak |

| | | | |
|------------------------|-------------------------|----------------------------|----------|
| Test Mode : | 802.11b CH01 (2412 MHz) | Temperature : | 21~23°C |
| Test Engineer : | Jack Liu | Relative Humidity : | 63~65% |
| Frequency Range | 2.3GHz~2.425GHz | Polarization : | Vertical |

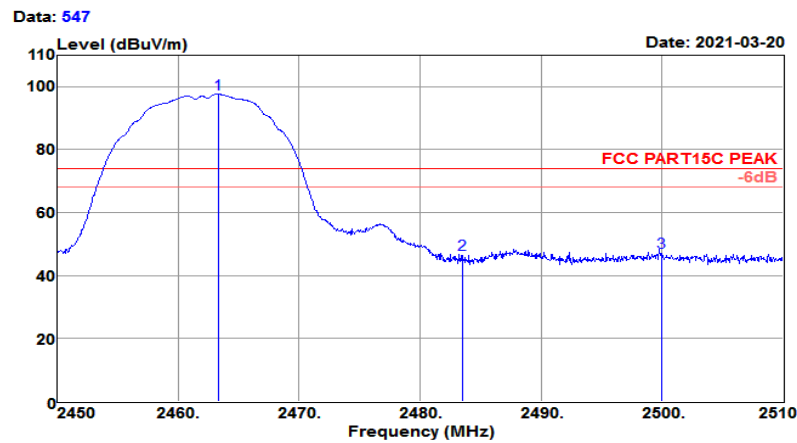
| | |
|-----------------------------------|----------------------|
| Test Site : 3m Chamber | Temp/Humi : 21°C/62% |
| Tested by : Jack | Pol/Phase : VERTICAL |
| Test Mode : 802.11b CH01(2412MHz) | Power rating: 120VAc |



| Freq MHz | Reading level dBuV | Antenna factor dB/m | Cable loss dB | Preamp factor dB | level dBuV/m | Limit level dBuV/m | Over limit dB | Remark |
|----------|--------------------|---------------------|---------------|------------------|--------------|--------------------|---------------|---------|
| 2310.000 | 30.04 | 27.38 | 4.08 | 35.68 | 25.82 | 54.00 | -28.18 | Average |
| 2390.000 | 32.94 | 27.56 | 4.16 | 35.88 | 28.78 | 54.00 | -25.22 | Average |
| 2412.750 | 97.45 | 27.61 | 4.17 | 35.93 | 93.30 | 54.00 | 39.30 | Average |

| | | | |
|------------------------|-------------------------|----------------------------|------------|
| Test Mode : | 802.11b CH11 (2462 MHz) | Temperature : | 21~23°C |
| Test Engineer : | Jack Liu | Relative Humidity : | 63~65% |
| Frequency Range | 2.45GHz~2.51GHz | Polarization : | Horizontal |

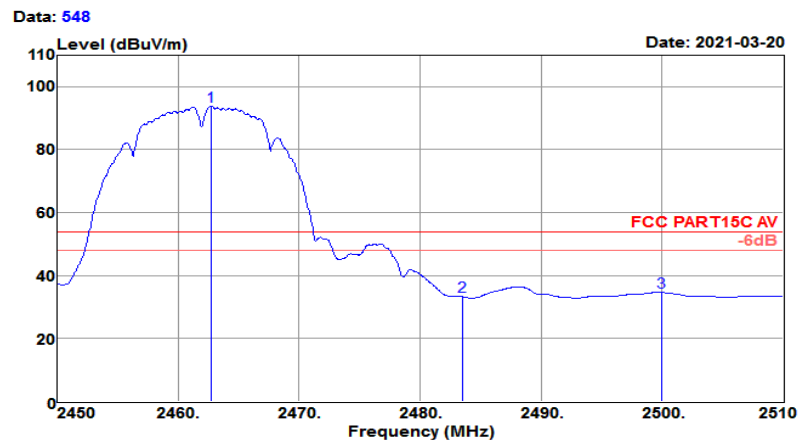
| | | | |
|-----------|-------------------------|---------------|--------------|
| Test Site | : 3m Chamber | Temp/Humi | : 21°C/62% |
| Tested by | : Jack | Pol/Phase | : HORIZONTAL |
| Test Mode | : 802.11b CH11(2462MHz) | Power rating: | 120VAc |



| Freq MHz | Reading level dBuV | Antenna factor dB/m | Cable loss dB | Preamp factor dB | level dBuV/m | Limit level dBuV/m | Over limit dB | Remark |
|----------|--------------------|---------------------|---------------|------------------|--------------|--------------------|---------------|--------|
| 2463.320 | 101.75 | 27.72 | 4.19 | 36.06 | 97.60 | 74.00 | 23.60 | Peak |
| 2483.500 | 50.90 | 27.76 | 4.19 | 36.11 | 46.74 | 74.00 | -27.26 | Peak |
| 2500.000 | 51.40 | 27.80 | 4.19 | 36.15 | 47.24 | 74.00 | -26.76 | Peak |

| | | | |
|------------------------|-------------------------|----------------------------|------------|
| Test Mode : | 802.11b CH11 (2462 MHz) | Temperature : | 21~23°C |
| Test Engineer : | Jack Liu | Relative Humidity : | 63~65% |
| Frequency Range | 2.45GHz~2.51GHz | Polarization : | Horizontal |

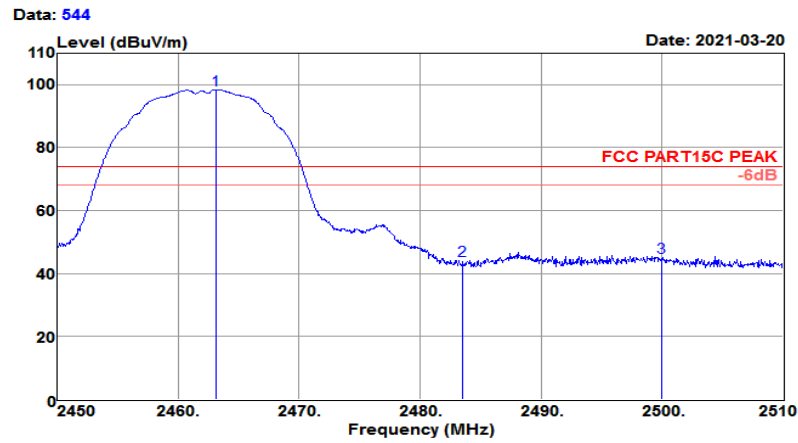
| | | | |
|-----------|-------------------------|---------------|--------------|
| Test Site | : 3m Chamber | Temp/Humi | : 21°C/62% |
| Tested by | : Jack | Pol/Phase | : HORIZONTAL |
| Test Mode | : 802.11b CH11(2462MHz) | Power rating: | 120VAc |



| Freq MHz | Reading level dBuV | Antenna factor dB/m | Cable loss dB | Preamp factor dB | level dBuV/m | Limit level dBuV/m | Over limit dB | Remark |
|----------|--------------------|---------------------|---------------|------------------|--------------|--------------------|---------------|---------|
| 2462.720 | 98.00 | 27.72 | 4.19 | 36.06 | 93.85 | 54.00 | 39.85 | Average |
| 2483.500 | 37.61 | 27.76 | 4.19 | 36.11 | 33.45 | 54.00 | -20.55 | Average |
| 2500.000 | 39.00 | 27.80 | 4.19 | 36.15 | 34.84 | 54.00 | -19.16 | Average |

| | | | |
|------------------------|-------------------------|----------------------------|----------|
| Test Mode : | 802.11b CH11 (2462 MHz) | Temperature : | 21~23°C |
| Test Engineer : | Jack Liu | Relative Humidity : | 63~65% |
| Frequency Range | 2.45GHz~2.51GHz | Polarization : | Vertical |

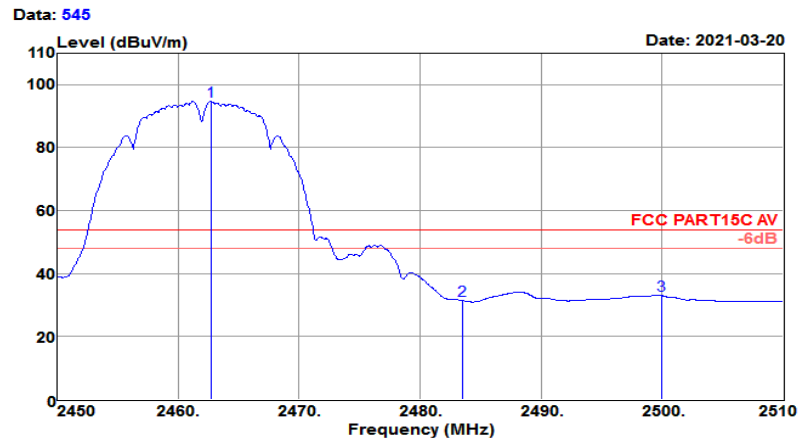
| | | | |
|-----------|-------------------------|---------------|------------|
| Test Site | : 3m Chamber | Temp/Humi | : 21°C/62% |
| Tested by | : Jack | Pol/Phase | : VERTICAL |
| Test Mode | : 802.11b CH11(2462MHz) | Power rating: | 120VAc |



| Freq MHz | Reading level dBuV | Antenna factor dB/m | Cable loss dB | Preamp factor dB | level dBuV/m | Limit level dBuV/m | Over limit dB | Remark |
|----------|--------------------|---------------------|---------------|------------------|--------------|--------------------|---------------|--------|
| 2463.140 | 102.60 | 27.72 | 4.19 | 36.06 | 98.45 | 74.00 | 24.45 | Peak |
| 2483.500 | 48.19 | 27.76 | 4.19 | 36.11 | 44.03 | 74.00 | -29.97 | Peak |
| 2500.000 | 49.23 | 27.80 | 4.19 | 36.15 | 45.07 | 74.00 | -28.93 | Peak |

| | | | |
|------------------------|-------------------------|----------------------------|----------|
| Test Mode : | 802.11b CH11 (2462 MHz) | Temperature : | 21~23°C |
| Test Engineer : | Jack Liu | Relative Humidity : | 63~65% |
| Frequency Range | 2.45GHz~2.51GHz | Polarization : | Vertical |

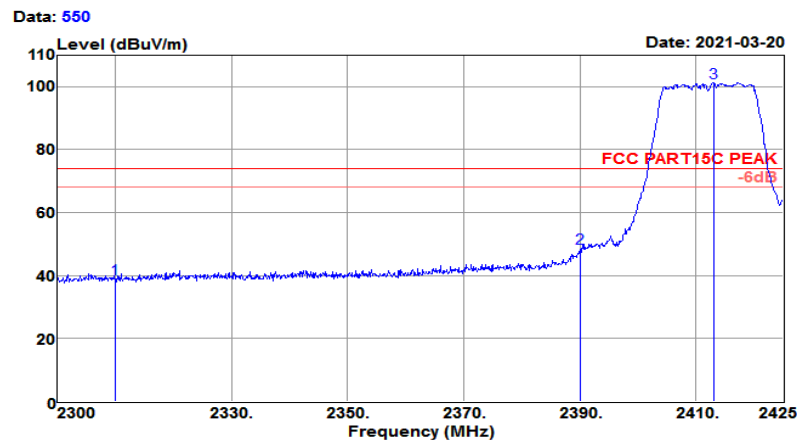
| | | | |
|-----------|-------------------------|---------------|------------|
| Test Site | : 3m Chamber | Temp/Humi | : 21°C/62% |
| Tested by | : Jack | Pol/Phase | : VERTICAL |
| Test Mode | : 802.11b CH11(2462MHz) | Power rating: | 120VAc |



| Freq MHz | Reading level dBuV | Antenna factor dB/m | Cable loss dB | Preamp factor dB | level dBuV/m | Limit level dBuV/m | Over limit dB | Remark |
|----------|--------------------|---------------------|---------------|------------------|--------------|--------------------|---------------|---------|
| 2462.720 | 98.93 | 27.72 | 4.19 | 36.06 | 94.78 | 54.00 | 40.78 | Average |
| 2483.500 | 35.79 | 27.76 | 4.19 | 36.11 | 31.63 | 54.00 | -22.37 | Average |
| 2500.000 | 37.29 | 27.80 | 4.19 | 36.15 | 33.13 | 54.00 | -20.87 | Average |

| | | | |
|------------------------|-------------------------|----------------------------|------------|
| Test Mode : | 802.11g CH01 (2412 MHz) | Temperature : | 21~23°C |
| Test Engineer : | Jack Liu | Relative Humidity : | 63~65% |
| Frequency Range | 2.3GHz~2.425GHz | Polarization : | Horizontal |

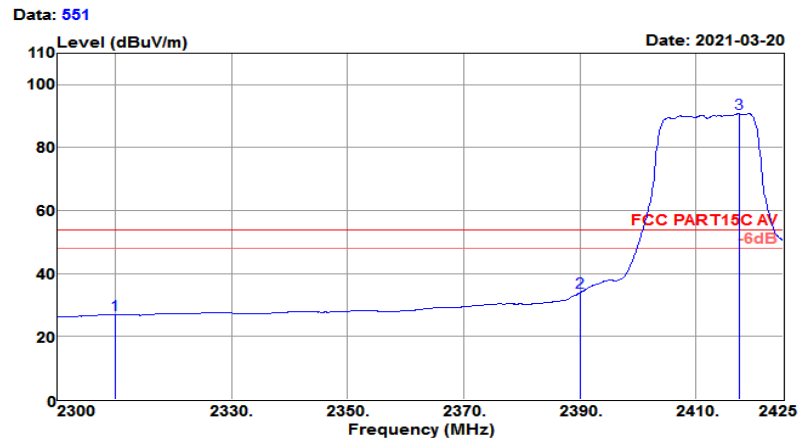
| | | | |
|-----------|-------------------------|---------------|--------------|
| Test Site | : 3m Chamber | Temp/Humi | : 21°C/62% |
| Tested by | : Jack | Pol/Phase | : HORIZONTAL |
| Test Mode | : 802.11g CH01(2412MHz) | Power rating: | : 120VAc |



| Freq MHz | Reading level dBuV | Antenna factor dB/m | Cable loss dB | Preamp factor dB | level dBuV/m | Limit level dBuV/m | Over limit dB | Remark |
|----------|--------------------|---------------------|---------------|------------------|--------------|--------------------|---------------|--------|
| 2310.000 | 43.12 | 27.38 | 4.08 | 35.68 | 38.90 | 74.00 | -35.10 | Peak |
| 2390.000 | 52.97 | 27.56 | 4.16 | 35.88 | 48.81 | 74.00 | -25.19 | Peak |
| 2413.000 | 105.35 | 27.61 | 4.17 | 35.93 | 101.20 | 74.00 | 27.20 | Peak |

| | | | |
|------------------------|-------------------------|----------------------------|------------|
| Test Mode : | 802.11g CH01 (2412 MHz) | Temperature : | 21~23°C |
| Test Engineer : | Jack Liu | Relative Humidity : | 63~65% |
| Frequency Range | 2.3GHz~2.425GHz | Polarization : | Horizontal |

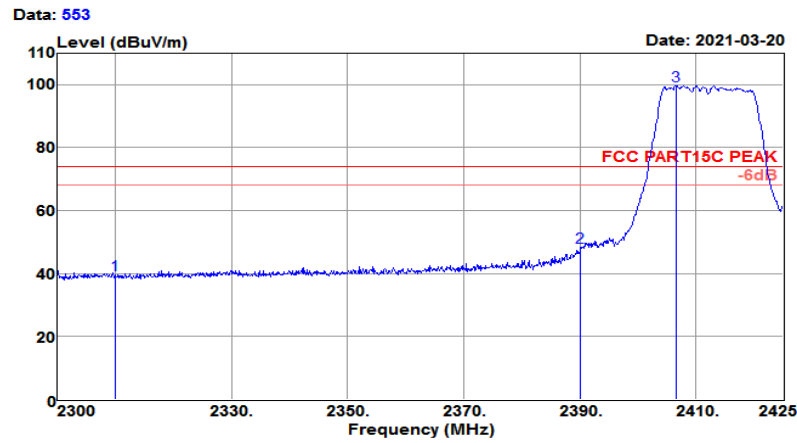
| | | | |
|-----------|-------------------------|---------------|--------------|
| Test Site | : 3m Chamber | Temp/Humi | : 21°C/62% |
| Tested by | : Jack | Pol/Phase | : HORIZONTAL |
| Test Mode | : 802.11g CH01(2412MHz) | Power rating: | : 120VAc |



| Freq MHz | Reading level dBuV | Antenna factor dB/m | Cable loss dB | Preamp factor dB | level dBuV/m | Limit level dBuV/m | Over limit dB | Remark |
|----------|--------------------|---------------------|---------------|------------------|--------------|--------------------|---------------|---------|
| 2310.000 | 31.21 | 27.38 | 4.08 | 35.68 | 26.99 | 54.00 | -27.01 | Average |
| 2390.000 | 38.31 | 27.56 | 4.16 | 35.88 | 34.15 | 54.00 | -19.85 | Average |
| 2417.375 | 94.99 | 27.62 | 4.17 | 35.94 | 90.84 | 54.00 | 36.84 | Average |

| | | | |
|------------------------|-------------------------|----------------------------|----------|
| Test Mode : | 802.11g CH01 (2412 MHz) | Temperature : | 21~23°C |
| Test Engineer : | Jack Liu | Relative Humidity : | 63~65% |
| Frequency Range | 2.3GHz~2.425GHz | Polarization : | Vertical |

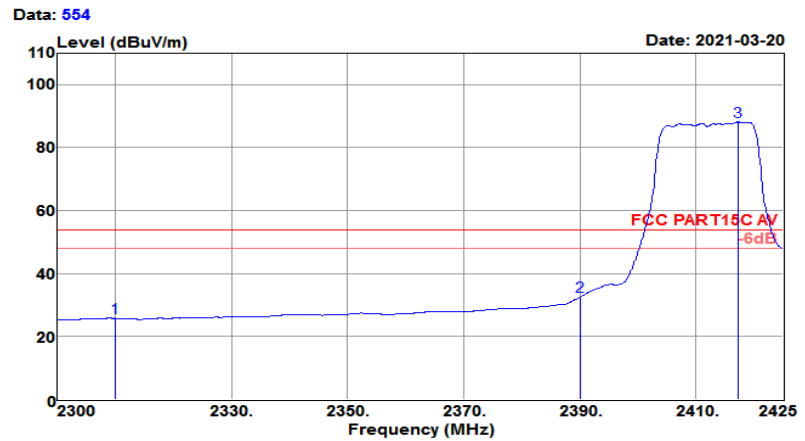
| | | | |
|-----------|-------------------------|---------------|------------|
| Test Site | : 3m Chamber | Temp/Humi | : 21°C/62% |
| Tested by | : Jack | Pol/Phase | : VERTICAL |
| Test Mode | : 802.11g CH01(2412MHz) | Power rating: | : 120VAc |



| Freq MHz | Reading level dBuV | Antenna factor dB/m | Cable loss dB | Preamp factor dB | level dBuV/m | Limit level dBuV/m | Over limit dB | Remark |
|-------------|--------------------------|---------------------------|---------------------|------------------------|-----------------|--------------------------|---------------------|--------|
| 2310.000 | 43.81 | 27.38 | 4.08 | 35.68 | 39.59 | 74.00 | -34.41 | Peak |
| 2390.000 | 52.41 | 27.56 | 4.16 | 35.88 | 48.25 | 74.00 | -25.75 | Peak |
| 2406.500 | 103.94 | 27.59 | 4.17 | 35.92 | 99.78 | 74.00 | 25.78 | Peak |

| | | | |
|------------------------|-------------------------|----------------------------|----------|
| Test Mode : | 802.11g CH01 (2412 MHz) | Temperature : | 21~23°C |
| Test Engineer : | Jack Liu | Relative Humidity : | 63~65% |
| Frequency Range | 2.3GHz~2.425GHz | Polarization : | Vertical |

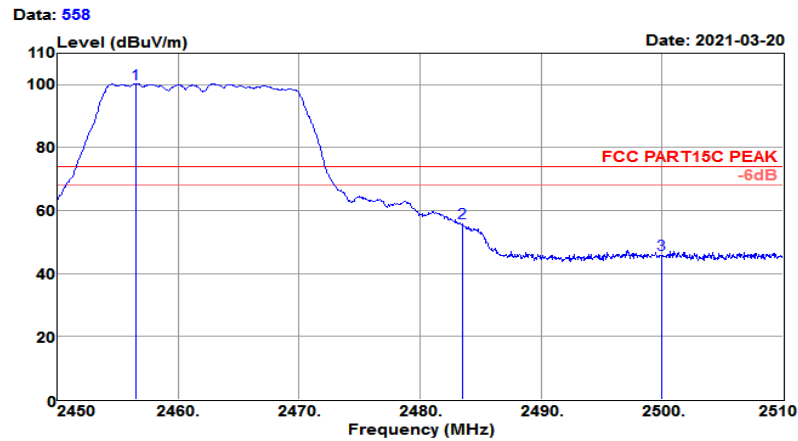
| | | | |
|-----------|-------------------------|---------------|------------|
| Test Site | : 3m Chamber | Temp/Humi | : 21°C/62% |
| Tested by | : Jack | Pol/Phase | : VERTICAL |
| Test Mode | : 802.11g CH01(2412MHz) | Power rating: | : 120VAc |



| Freq MHz | Reading level dBuV | Antenna factor dB/m | Cable loss dB | Preamp factor dB | level dBuV/m | Limit level dBuV/m | Over limit dB | Remark |
|----------|--------------------|---------------------|---------------|------------------|--------------|--------------------|---------------|---------|
| 2310.000 | 30.03 | 27.38 | 4.08 | 35.68 | 25.81 | 54.00 | -28.19 | Average |
| 2390.000 | 36.91 | 27.56 | 4.16 | 35.88 | 32.75 | 54.00 | -21.25 | Average |
| 2417.250 | 92.33 | 27.62 | 4.17 | 35.94 | 88.18 | 54.00 | 34.18 | Average |

| | | | |
|------------------------|-------------------------|----------------------------|------------|
| Test Mode : | 802.11g CH11 (2462 MHz) | Temperature : | 21~23°C |
| Test Engineer : | Jack Liu | Relative Humidity : | 63~65% |
| Frequency Range | 2.45GHz~2.51GHz | Polarization : | Horizontal |

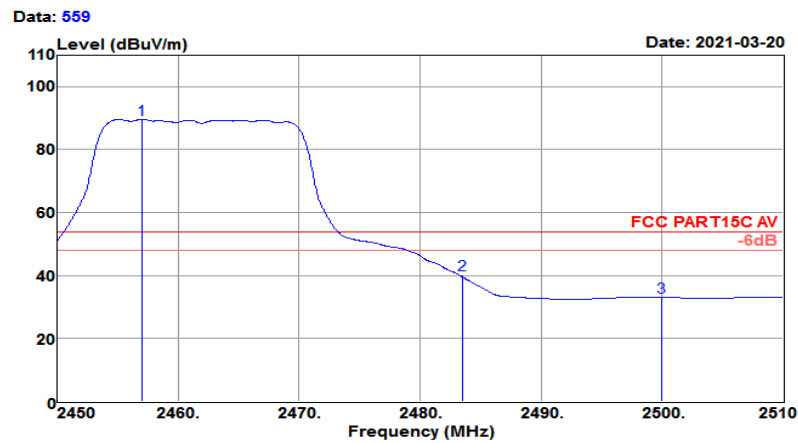
| | | | |
|-----------|-------------------------|---------------|--------------|
| Test Site | : 3m Chamber | Temp/Humi | : 21°C/62% |
| Tested by | : Jack | Pol/Phase | : HORIZONTAL |
| Test Mode | : 802.11g CH11(2462MHz) | Power rating: | 120VAc |



| Freq MHz | Reading level dBuV | Antenna factor dB/m | Cable loss dB | Preamp factor dB | level dBuV/m | Limit level dBuV/m | Over limit dB | Remark |
|----------|--------------------|---------------------|---------------|------------------|--------------|--------------------|---------------|--------|
| 2456.540 | 104.58 | 27.70 | 4.18 | 36.04 | 100.42 | 74.00 | 26.42 | Peak |
| 2483.500 | 60.35 | 27.76 | 4.19 | 36.11 | 56.19 | 74.00 | -17.81 | Peak |
| 2500.000 | 50.28 | 27.80 | 4.19 | 36.15 | 46.12 | 74.00 | -27.88 | Peak |

| | | | |
|-----------------|-------------------------|---------------------|------------|
| Test Mode : | 802.11g CH11 (2462 MHz) | Temperature : | 21~23°C |
| Test Engineer : | Jack Liu | Relative Humidity : | 63~65% |
| Frequency Range | 2.45GHz~2.51GHz | Polarization : | Horizontal |

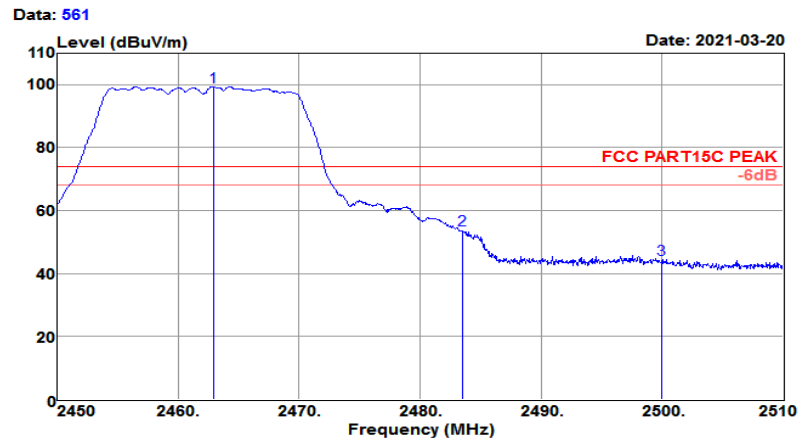
| | | | |
|-----------|-------------------------|---------------|--------------|
| Test Site | : 3m Chamber | Temp/Humi | : 21°C/62% |
| Tested by | : Jack | Pol/Phase | : HORIZONTAL |
| Test Mode | : 802.11g CH11(2462MHz) | Power rating: | 120VAc |



| Freq MHz | Reading level dBuV | Antenna factor dB/m | Cable loss dB | Preamp factor dB | level dBuV/m | Limit level dBuV/m | Over limit dB | Remark |
|----------|--------------------|---------------------|---------------|------------------|--------------|--------------------|---------------|---------|
| 2457.020 | 93.75 | 27.71 | 4.18 | 36.04 | 89.60 | 54.00 | 35.60 | Average |
| 2483.500 | 44.49 | 27.76 | 4.19 | 36.11 | 40.33 | 54.00 | -13.67 | Average |
| 2500.000 | 37.27 | 27.80 | 4.19 | 36.15 | 33.11 | 54.00 | -20.89 | Average |

| | | | |
|------------------------|-------------------------|----------------------------|----------|
| Test Mode : | 802.11g CH11 (2462 MHz) | Temperature : | 21~23°C |
| Test Engineer : | Jack Liu | Relative Humidity : | 63~65% |
| Frequency Range | 2.45GHz~2.51GHz | Polarization : | Vertical |

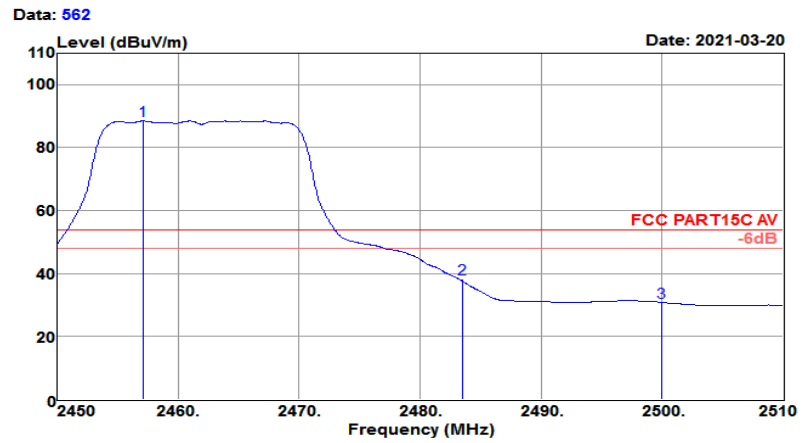
| | | | |
|-----------|-------------------------|---------------|------------|
| Test Site | : 3m Chamber | Temp/Humi | : 21°C/62% |
| Tested by | : Jack | Pol/Phase | : VERTICAL |
| Test Mode | : 802.11g CH11(2462MHz) | Power rating: | : 120VAc |



| Freq MHz | Reading level dBuV | Antenna factor dB/m | Cable loss dB | Preamp factor dB | level dBuV/m | Limit level dBuV/m | Over limit dB | Remark |
|-------------|--------------------------|---------------------------|---------------------|------------------------|-----------------|--------------------------|---------------------|--------|
| 2462.900 | 103.54 | 27.72 | 4.19 | 36.06 | 99.39 | 74.00 | 25.39 | Peak |
| 2483.500 | 58.16 | 27.76 | 4.19 | 36.11 | 54.00 | 74.00 | -20.00 | Peak |
| 2500.000 | 48.65 | 27.80 | 4.19 | 36.15 | 44.49 | 74.00 | -29.51 | Peak |

| | | | |
|------------------------|-------------------------|----------------------------|----------|
| Test Mode : | 802.11g CH11 (2462 MHz) | Temperature : | 21~23°C |
| Test Engineer : | Jack Liu | Relative Humidity : | 63~65% |
| Frequency Range | 2.45GHz~2.51GHz | Polarization : | Vertical |

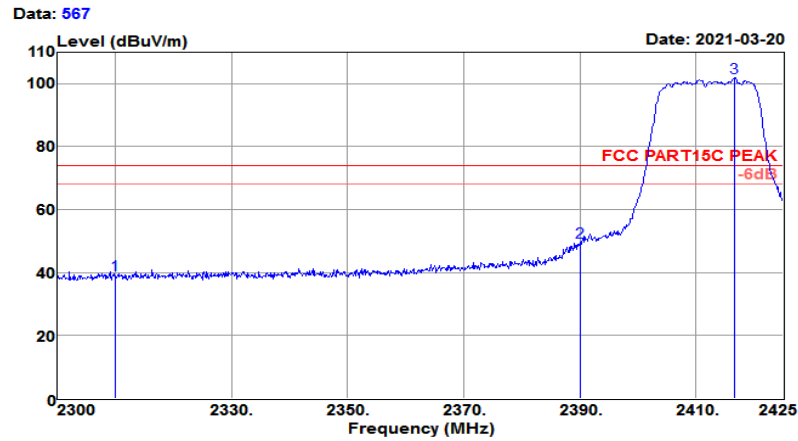
| | | | |
|-----------|-------------------------|---------------|------------|
| Test Site | : 3m Chamber | Temp/Humi | : 21°C/62% |
| Tested by | : Jack | Pol/Phase | : VERTICAL |
| Test Mode | : 802.11g CH11(2462MHz) | Power rating: | 120VAc |



| Freq MHz | Reading level dBuV | Antenna factor dB/m | Cable loss dB | Preamp factor dB | level dBuV/m | Limit level dBuV/m | Over limit dB | Remark |
|----------|--------------------|---------------------|---------------|------------------|--------------|--------------------|---------------|---------|
| 2457.080 | 92.64 | 27.71 | 4.18 | 36.04 | 88.49 | 54.00 | 34.49 | Average |
| 2483.500 | 42.49 | 27.76 | 4.19 | 36.11 | 38.33 | 54.00 | -15.67 | Average |
| 2500.000 | 35.09 | 27.80 | 4.19 | 36.15 | 30.93 | 54.00 | -23.07 | Average |

| | | | |
|------------------------|------------------------------|----------------------------|------------|
| Test Mode : | 802.11n HT20 CH01 (2412 MHz) | Temperature : | 21~23°C |
| Test Engineer : | Jack Liu | Relative Humidity : | 63~65% |
| Frequency Range | 2.3GHz~2.425GHz | Polarization : | Horizontal |

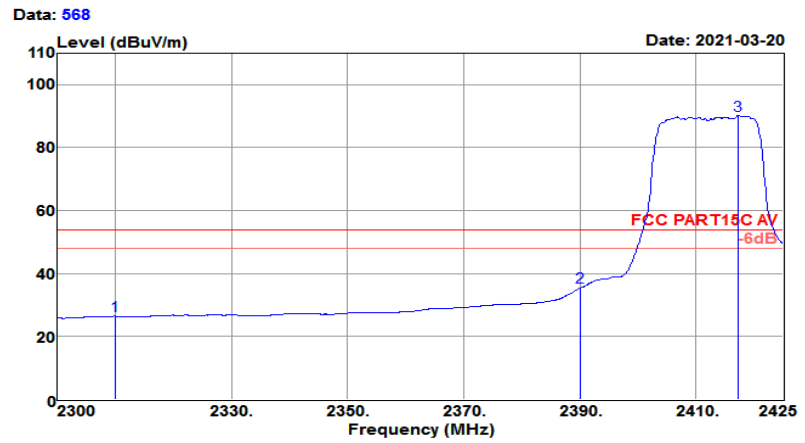
Test Site : 3m Chamber
 Temp/Humi : 21°C/62%
 Tested by : Jack
 Pol/Phase : HORIZONTAL
 Test Mode : 802.11N HT20 CH01(2412MHz)
 Power rating: 120VAC



| Freq MHz | Reading level dBuV | Antenna factor dB/m | Cable loss dB | Preamp factor dB | level dBuV/m | Limit level dBuV/m | Over limit dB | Remark |
|----------|--------------------|---------------------|---------------|------------------|--------------|--------------------|---------------|--------|
| 2310.000 | 43.59 | 27.38 | 4.08 | 35.68 | 39.37 | 74.00 | -34.63 | Peak |
| 2390.000 | 53.75 | 27.56 | 4.16 | 35.88 | 49.59 | 74.00 | -24.41 | Peak |
| 2416.625 | 105.91 | 27.62 | 4.17 | 35.94 | 101.76 | 74.00 | 27.76 | Peak |

| | | | |
|------------------------|------------------------------|----------------------------|------------|
| Test Mode : | 802.11n HT20 CH01 (2412 MHz) | Temperature : | 21~23°C |
| Test Engineer : | Jack Liu | Relative Humidity : | 63~65% |
| Frequency Range | 2.3GHz~2.425GHz | Polarization : | Horizontal |

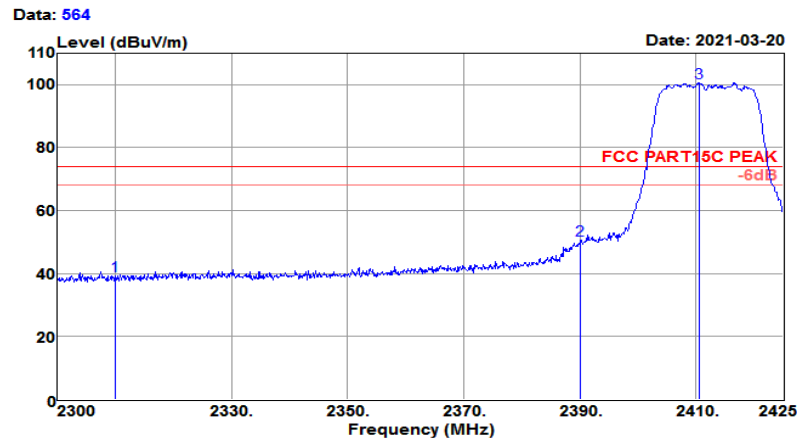
| | |
|--|------------------------|
| Test Site : 3m Chamber | Temp/Humi : 21°C/62% |
| Tested by : Jack | Pol/Phase : HORIZONTAL |
| Test Mode : 802.11N HT20 CH01(2412MHz) | Power rating: 120VAc |



| Freq MHz | Reading level dBuV | Antenna factor dB/m | Cable loss dB | Preamp factor dB | level dBuV/m | Limit level dBuV/m | Over limit dB | Remark |
|----------|--------------------|---------------------|---------------|------------------|--------------|--------------------|---------------|---------|
| 2310.000 | 30.70 | 27.38 | 4.08 | 35.68 | 26.48 | 54.00 | -27.52 | Average |
| 2390.000 | 39.77 | 27.56 | 4.16 | 35.88 | 35.61 | 54.00 | -18.39 | Average |
| 2417.250 | 94.33 | 27.62 | 4.17 | 35.94 | 90.18 | 54.00 | 36.18 | Average |

| | | | |
|------------------------|------------------------------|----------------------------|----------|
| Test Mode : | 802.11n HT20 CH01 (2412 MHz) | Temperature : | 21~23°C |
| Test Engineer : | Jack Liu | Relative Humidity : | 63~65% |
| Frequency Range | 2.3GHz~2.425GHz | Polarization : | Vertical |

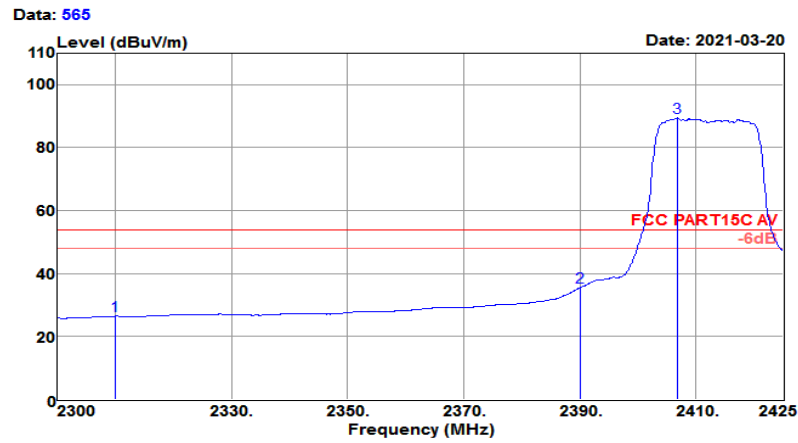
| | | | |
|-----------|------------------------------|---------------|------------|
| Test Site | : 3m Chamber | Temp/Humi | : 21°C/62% |
| Tested by | : Jack | Pol/Phase | : VERTICAL |
| Test Mode | : 802.11N HT20 CH01(2412MHz) | Power rating: | 120VAc |



| Freq MHz | Reading level dBuV | Antenna factor dB/m | Cable loss dB | Preamp factor dB | level dBuV/m | Limit level dBuV/m | Over limit dB | Remark |
|----------|--------------------|---------------------|---------------|------------------|--------------|--------------------|---------------|--------|
| 2310.000 | 43.41 | 27.38 | 4.08 | 35.68 | 39.19 | 74.00 | -34.81 | Peak |
| 2390.000 | 54.83 | 27.56 | 4.16 | 35.88 | 50.67 | 74.00 | -23.33 | Peak |
| 2410.625 | 104.70 | 27.60 | 4.17 | 35.93 | 100.54 | 74.00 | 26.54 | Peak |

| | | | |
|------------------------|------------------------------|----------------------------|----------|
| Test Mode : | 802.11n HT20 CH01 (2412 MHz) | Temperature : | 21~23°C |
| Test Engineer : | Jack Liu | Relative Humidity : | 63~65% |
| Frequency Range | 2.3GHz~2.425GHz | Polarization : | Vertical |

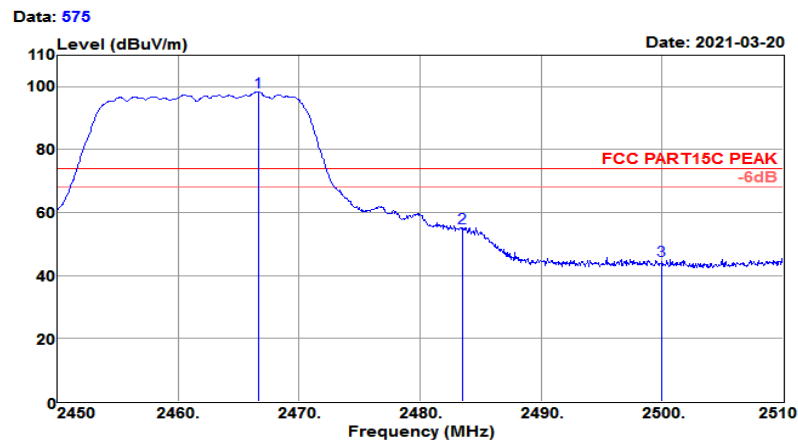
| | | | |
|-----------|------------------------------|---------------|------------|
| Test Site | : 3m Chamber | Temp/Humi | : 21°C/62% |
| Tested by | : Jack | Pol/Phase | : VERTICAL |
| Test Mode | : 802.11N HT20 CH01(2412MHz) | Power rating: | : 120VAc |



| Freq MHz | Reading level dBuV | Antenna factor dB/m | Cable loss dB | Preamp factor dB | level dBuV/m | Limit level dBuV/m | Over limit dB | Remark |
|----------|--------------------|---------------------|---------------|------------------|--------------|--------------------|---------------|---------|
| 2310.000 | 30.68 | 27.38 | 4.08 | 35.68 | 26.46 | 54.00 | -27.54 | Average |
| 2390.000 | 39.96 | 27.56 | 4.16 | 35.88 | 35.80 | 54.00 | -18.20 | Average |
| 2406.750 | 93.63 | 27.59 | 4.17 | 35.92 | 89.47 | 54.00 | 35.47 | Average |

| | | | |
|------------------------|------------------------------|----------------------------|------------|
| Test Mode : | 802.11n HT20 CH11 (2462 MHz) | Temperature : | 21~23°C |
| Test Engineer : | Jack Liu | Relative Humidity : | 63~65% |
| Frequency Range | 2.45GHz~2.51GHz | Polarization : | Horizontal |

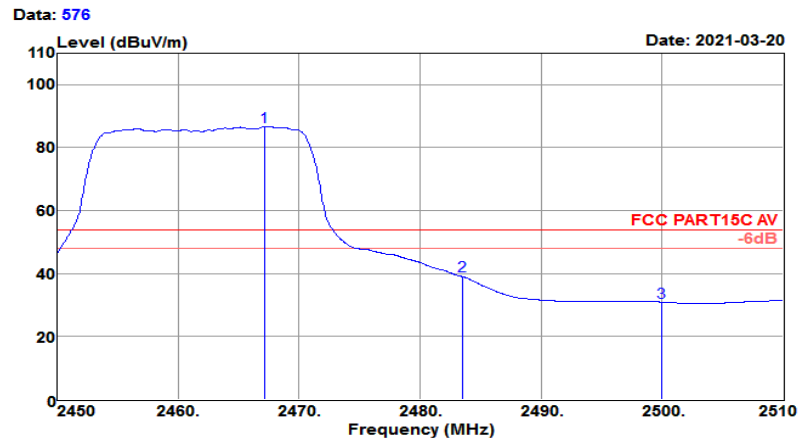
| | | | |
|-----------|------------------------------|---------------|--------------|
| Test Site | : 3m Chamber | Temp/Humi | : 21°C/62% |
| Tested by | : Jack | Pol/Phase | : HORIZONTAL |
| Test Mode | : 802.11N HT20 CH11(2462MHz) | Power rating: | 120VAc |



| Freq MHz | Reading level dBuV | Antenna factor dB/m | Cable loss dB | Preamp factor dB | level dBuV/m | Limit level dBuV/m | Over limit dB | Remark |
|----------|--------------------|---------------------|---------------|------------------|--------------|--------------------|---------------|--------|
| 2466.620 | 102.54 | 27.73 | 4.19 | 36.07 | 98.39 | 74.00 | 24.39 | Peak |
| 2483.500 | 59.43 | 27.76 | 4.19 | 36.11 | 55.27 | 74.00 | -18.73 | Peak |
| 2500.000 | 49.05 | 27.80 | 4.19 | 36.15 | 44.89 | 74.00 | -29.11 | Peak |

| | | | |
|------------------------|------------------------------|----------------------------|------------|
| Test Mode : | 802.11n HT20 CH11 (2462 MHz) | Temperature : | 21~23°C |
| Test Engineer : | Jack Liu | Relative Humidity : | 63~65% |
| Frequency Range | 2.45GHz~2.51GHz | Polarization : | Horizontal |

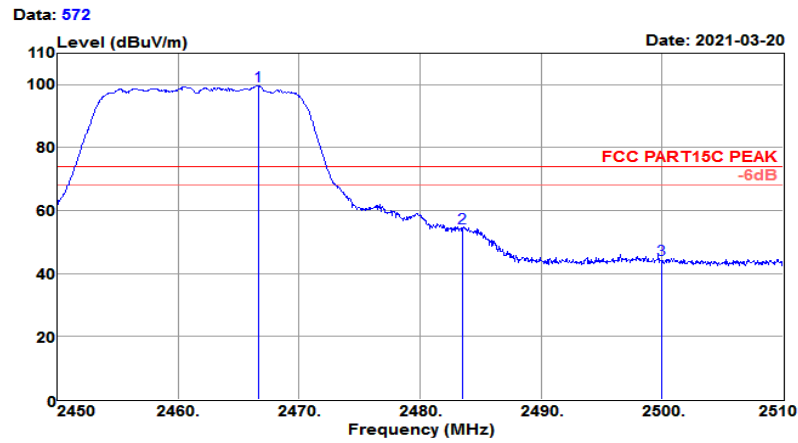
| | | | |
|-----------|------------------------------|---------------|--------------|
| Test Site | : 3m Chamber | Temp/Humi | : 21°C/62% |
| Tested by | : Jack | Pol/Phase | : HORIZONTAL |
| Test Mode | : 802.11N HT20 CH11(2462MHz) | Power rating: | 120VAc |



| Freq MHz | Reading level dBuV | Antenna factor dB/m | Cable loss dB | Preamp factor dB | level dBuV/m | Limit level dBuV/m | Over limit dB | Remark |
|----------|--------------------|---------------------|---------------|------------------|--------------|--------------------|---------------|---------|
| 2467.160 | 90.95 | 27.73 | 4.19 | 36.07 | 86.80 | 54.00 | 32.80 | Average |
| 2483.500 | 43.46 | 27.76 | 4.19 | 36.11 | 39.30 | 54.00 | -14.70 | Average |
| 2500.000 | 35.15 | 27.80 | 4.19 | 36.15 | 30.99 | 54.00 | -23.01 | Average |

| | | | |
|------------------------|------------------------------|----------------------------|----------|
| Test Mode : | 802.11n HT20 CH11 (2462 MHz) | Temperature : | 21~23°C |
| Test Engineer : | Jack Liu | Relative Humidity : | 63~65% |
| Frequency Range | 2.45GHz~2.51GHz | Polarization : | Vertical |

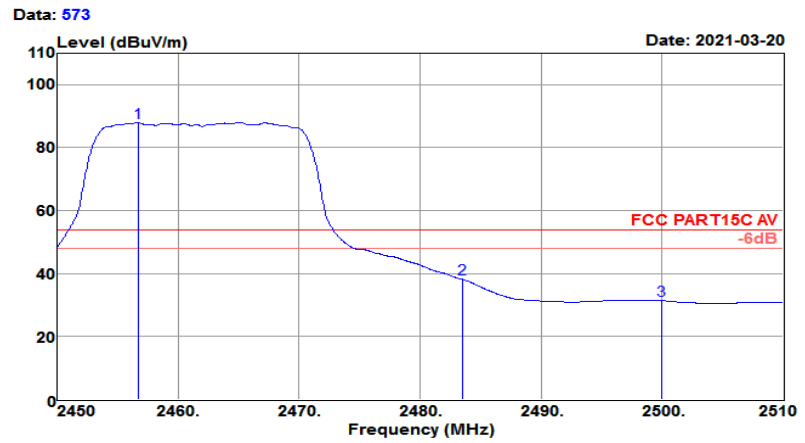
| | | | |
|-----------|------------------------------|---------------|------------|
| Test Site | : 3m Chamber | Temp/Humi | : 21°C/62% |
| Tested by | : Jack | Pol/Phase | : VERTICAL |
| Test Mode | : 802.11N HT20 CH11(2462MHz) | Power rating: | 120VAc |



| Freq MHz | Reading level dBuV | Antenna factor dB/m | Cable loss dB | Preamp factor dB | level dBuV/m | Limit level dBuV/m | Over limit dB | Remark |
|----------|--------------------|---------------------|---------------|------------------|--------------|--------------------|---------------|--------|
| 2466.620 | 103.81 | 27.73 | 4.19 | 36.07 | 99.66 | 74.00 | 25.66 | Peak |
| 2483.500 | 58.70 | 27.76 | 4.19 | 36.11 | 54.54 | 74.00 | -19.46 | Peak |
| 2500.000 | 48.69 | 27.80 | 4.19 | 36.15 | 44.53 | 74.00 | -29.47 | Peak |

| | | | |
|------------------------|------------------------------|----------------------------|----------|
| Test Mode : | 802.11n HT20 CH11 (2462 MHz) | Temperature : | 21~23°C |
| Test Engineer : | Jack Liu | Relative Humidity : | 63~65% |
| Frequency Range | 2.45GHz~2.51GHz | Polarization : | Vertical |

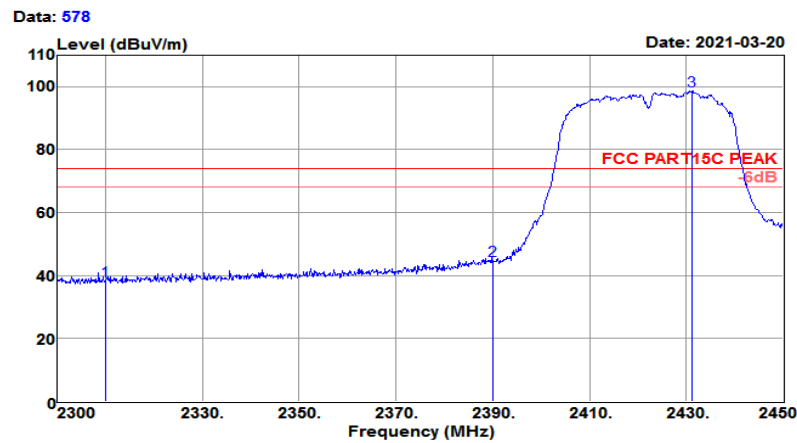
| | | | |
|-----------|------------------------------|---------------|------------|
| Test Site | : 3m Chamber | Temp/Humi | : 21°C/62% |
| Tested by | : Jack | Pol/Phase | : VERTICAL |
| Test Mode | : 802.11N HT20 CH11(2462MHz) | Power rating: | : 120VAc |



| Freq MHz | Reading level dBuV | Antenna factor dB/m | Cable loss dB | Preamp factor dB | level dBuV/m | Limit level dBuV/m | Over limit dB | Remark |
|----------|--------------------|---------------------|---------------|------------------|--------------|--------------------|---------------|---------|
| 2456.720 | 92.14 | 27.70 | 4.18 | 36.04 | 87.98 | 54.00 | 33.98 | Average |
| 2483.500 | 42.61 | 27.76 | 4.19 | 36.11 | 38.45 | 54.00 | -15.55 | Average |
| 2500.000 | 35.57 | 27.80 | 4.19 | 36.15 | 31.41 | 54.00 | -22.59 | Average |

| | | | |
|------------------------|------------------------------|----------------------------|------------|
| Test Mode : | 802.11n HT40 CH03 (2422 MHz) | Temperature : | 21~23°C |
| Test Engineer : | Jack Liu | Relative Humidity : | 63~65% |
| Frequency Range | 2.3GHz~2.45GHz | Polarization : | Horizontal |

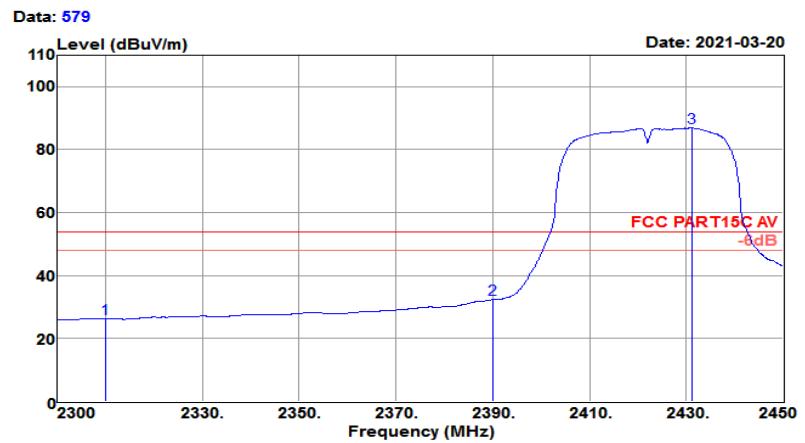
| | | | |
|-----------|------------------------------|---------------|--------------|
| Test Site | : 3m Chamber | Temp/Humi | : 21°C/62% |
| Tested by | : Jack | Pol/Phase | : HORIZONTAL |
| Test Mode | : 802.11N HT40 CH03(2422MHz) | Power rating: | : 120VAc |



| Freq MHz | Reading level dBuV | Antenna factor dB/m | Cable loss dB | Preamp factor dB | level dBuV/m | Limit level dBuV/m | Over limit dB | Remark |
|----------|--------------------|---------------------|---------------|------------------|--------------|--------------------|---------------|--------|
| 2310.000 | 42.54 | 27.38 | 4.08 | 35.68 | 38.32 | 74.00 | -35.68 | Peak |
| 2390.000 | 49.02 | 27.56 | 4.16 | 35.88 | 44.86 | 74.00 | -29.14 | Peak |
| 2431.250 | 102.76 | 27.65 | 4.18 | 35.98 | 98.61 | 74.00 | 24.61 | Peak |

| | | | |
|------------------------|------------------------------|----------------------------|------------|
| Test Mode : | 802.11n HT40 CH03 (2422 MHz) | Temperature : | 21~23°C |
| Test Engineer : | Jack Liu | Relative Humidity : | 63~65% |
| Frequency Range | 2.3GHz~2.45GHz | Polarization : | Horizontal |

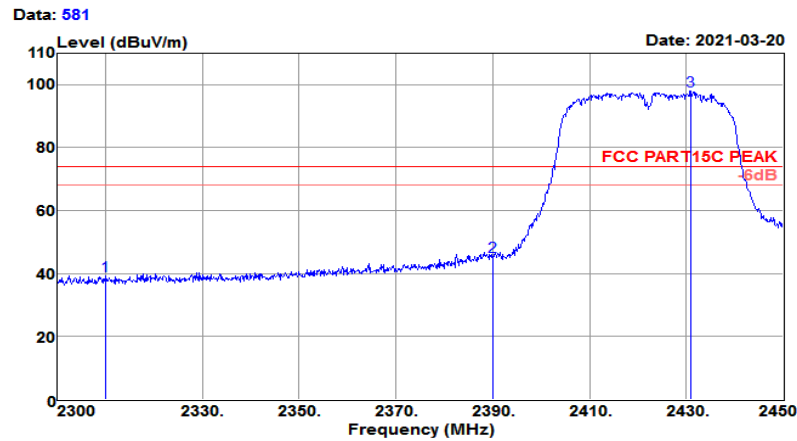
| | | | |
|-----------|------------------------------|---------------|--------------|
| Test Site | : 3m Chamber | Temp/Humi | : 21°C/62% |
| Tested by | : Jack | Pol/Phase | : HORIZONTAL |
| Test Mode | : 802.11N HT40 CH03(2422MHz) | Power rating: | 120VAc |



| Freq MHz | Reading level dBuV | Antenna factor dB/m | Cable loss dB | Preamp factor dB | level dBuV/m | Limit level dBuV/m | Over limit dB | Remark |
|----------|--------------------|---------------------|---------------|------------------|--------------|--------------------|---------------|---------|
| 2310.000 | 30.50 | 27.38 | 4.08 | 35.68 | 26.28 | 54.00 | -27.72 | Average |
| 2390.000 | 36.48 | 27.56 | 4.16 | 35.88 | 32.32 | 54.00 | -21.68 | Average |
| 2431.100 | 91.14 | 27.65 | 4.18 | 35.98 | 86.99 | 54.00 | 32.99 | Average |

| | | | |
|------------------------|------------------------------|----------------------------|----------|
| Test Mode : | 802.11n HT40 CH03 (2422 MHz) | Temperature : | 21~23°C |
| Test Engineer : | Jack Liu | Relative Humidity : | 63~65% |
| Frequency Range | 2.3GHz~2.45GHz | Polarization : | Vertical |

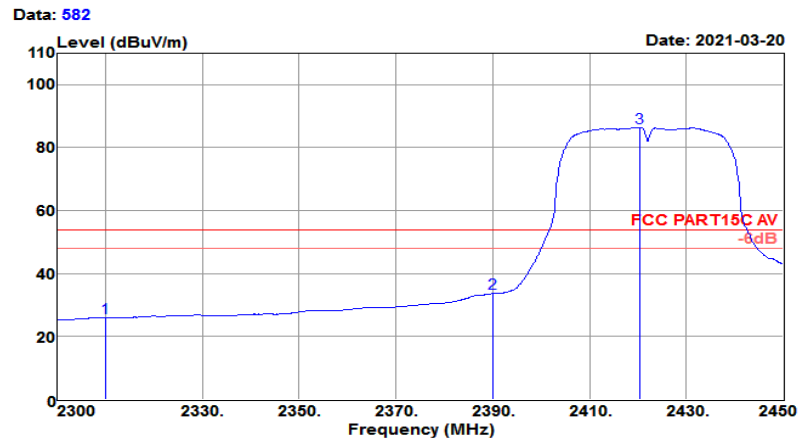
| | | | |
|-----------|------------------------------|---------------|------------|
| Test Site | : 3m Chamber | Temp/Humi | : 21°C/62% |
| Tested by | : Jack | Pol/Phase | : VERTICAL |
| Test Mode | : 802.11N HT40 CH03(2422MHz) | Power rating: | : 120VAc |



| Freq MHz | Reading level dBuV | Antenna factor dB/m | Cable loss dB | Preamp factor dB | level dBuV/m | Limit level dBuV/m | Over limit dB | Remark |
|----------|--------------------|---------------------|---------------|------------------|--------------|--------------------|---------------|--------|
| 2310.000 | 43.55 | 27.38 | 4.08 | 35.68 | 39.33 | 74.00 | -34.67 | Peak |
| 2390.000 | 49.45 | 27.56 | 4.16 | 35.88 | 45.29 | 74.00 | -28.71 | Peak |
| 2430.950 | 102.26 | 27.65 | 4.18 | 35.98 | 98.11 | 74.00 | 24.11 | Peak |

| | | | |
|------------------------|------------------------------|----------------------------|----------|
| Test Mode : | 802.11n HT40 CH03 (2422 MHz) | Temperature : | 21~23°C |
| Test Engineer : | Jack Liu | Relative Humidity : | 63~65% |
| Frequency Range | 2.3GHz~2.45GHz | Polarization : | Vertical |

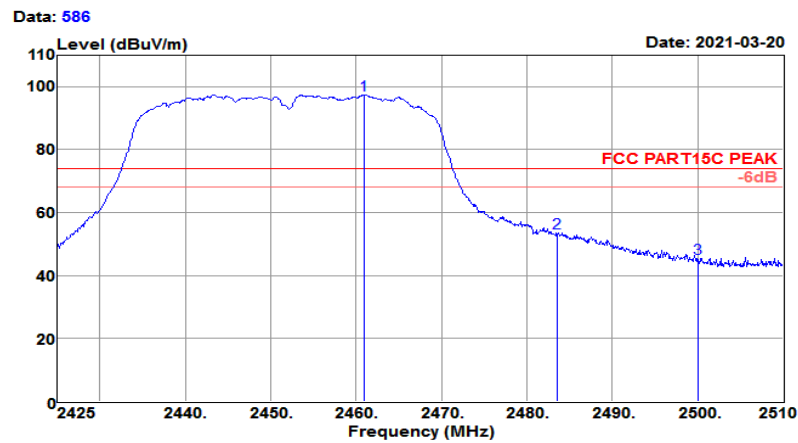
| | |
|--|----------------------|
| Test Site : 3m Chamber | Temp/Humi : 21°C/62% |
| Tested by : Jack | Pol/Phase : VERTICAL |
| Test Mode : 802.11N HT40 CH03(2422MHz) | Power rating: 120VAc |



| Freq MHz | Reading level dBuV | Antenna factor dB/m | Cable loss dB | Preamp factor dB | level dBuV/m | Limit level dBuV/m | Over limit dB | Remark |
|----------|--------------------|---------------------|---------------|------------------|--------------|--------------------|---------------|---------|
| 2310.000 | 30.16 | 27.38 | 4.08 | 35.68 | 25.94 | 54.00 | -28.06 | Average |
| 2390.000 | 37.82 | 27.56 | 4.16 | 35.88 | 33.66 | 54.00 | -20.34 | Average |
| 2420.450 | 90.62 | 27.62 | 4.18 | 35.95 | 86.47 | 54.00 | 32.47 | Average |

| | | | |
|------------------------|------------------------------|----------------------------|------------|
| Test Mode : | 802.11n HT40 CH09 (2452 MHz) | Temperature : | 21~23°C |
| Test Engineer : | Jack Liu | Relative Humidity : | 63~65% |
| Frequency Range | 2.425GHz~2.51GHz | Polarization : | Horizontal |

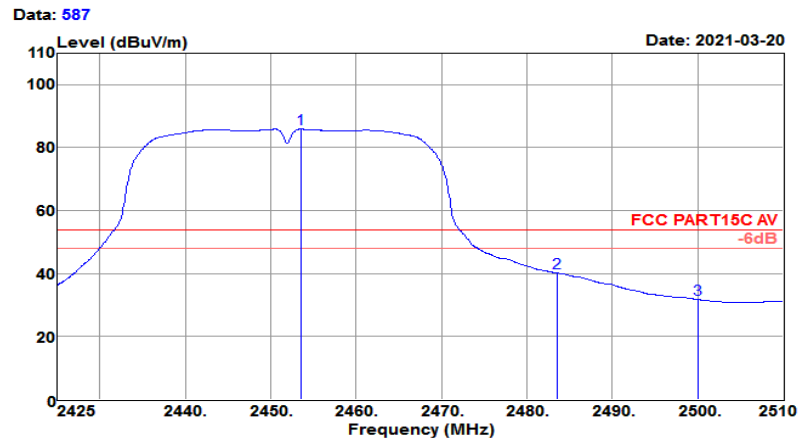
| | | | |
|-----------|------------------------------|---------------|--------------|
| Test Site | : 3m Chamber | Temp/Humi | : 21°C/62% |
| Tested by | : Jack | Pol/Phase | : HORIZONTAL |
| Test Mode | : 802.11N HT40 CH09(2452MHz) | Power rating: | 120Vac |



| Freq MHz | Reading level dBuV | Antenna factor dB/m | Cable loss dB | Preamp factor dB | level dBuV/m | Limit level dBuV/m | Over limit dB | Remark |
|----------|--------------------|---------------------|---------------|------------------|--------------|--------------------|---------------|--------|
| 2460.955 | 101.56 | 27.71 | 4.19 | 36.05 | 97.41 | 74.00 | 23.41 | Peak |
| 2483.500 | 57.57 | 27.76 | 4.19 | 36.11 | 53.41 | 74.00 | -20.59 | Peak |
| 2500.000 | 49.63 | 27.80 | 4.19 | 36.15 | 45.47 | 74.00 | -28.53 | Peak |

| | | | |
|------------------------|------------------------------|----------------------------|------------|
| Test Mode : | 802.11n HT40 CH09 (2452 MHz) | Temperature : | 21~23°C |
| Test Engineer : | Jack Liu | Relative Humidity : | 63~65% |
| Frequency Range | 2.425GHz~2.51GHz | Polarization : | Horizontal |

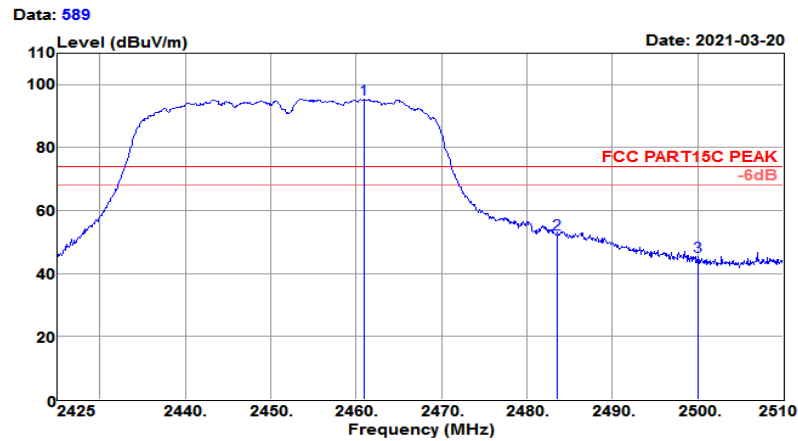
| | | | |
|-----------|------------------------------|---------------|--------------|
| Test Site | : 3m Chamber | Temp/Humi | : 21°C/62% |
| Tested by | : Jack | Pol/Phase | : HORIZONTAL |
| Test Mode | : 802.11N HT40 CH09(2452MHz) | Power rating: | : 120VAc |



| Freq MHz | Reading level dBuV | Antenna factor dB/m | Cable loss dB | Preamp factor dB | level dBuV/m | Limit level dBuV/m | Over limit dB | Remark |
|----------|--------------------|---------------------|---------------|------------------|--------------|--------------------|---------------|---------|
| 2453.560 | 90.08 | 27.70 | 4.18 | 36.03 | 85.93 | 54.00 | 31.93 | Average |
| 2483.500 | 44.46 | 27.76 | 4.19 | 36.11 | 40.30 | 54.00 | -13.70 | Average |
| 2500.000 | 36.00 | 27.80 | 4.19 | 36.15 | 31.84 | 54.00 | -22.16 | Average |

| | | | |
|------------------------|------------------------------|----------------------------|----------|
| Test Mode : | 802.11n HT40 CH09 (2452 MHz) | Temperature : | 21~23°C |
| Test Engineer : | Jack Liu | Relative Humidity : | 63~65% |
| Frequency Range | 2.425GHz~2.51GHz | Polarization : | Vertical |

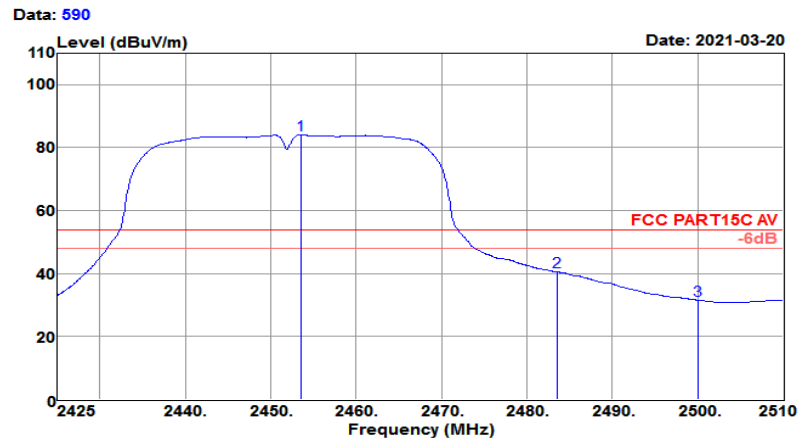
| | | | |
|-----------|------------------------------|---------------|------------|
| Test Site | : 3m Chamber | Temp/Humi | : 21°C/62% |
| Tested by | : Jack | Pol/Phase | : VERTICAL |
| Test Mode | : 802.11N HT40 CH09(2452MHz) | Power rating: | 120Vac |



| Freq MHz | Reading level dBuV | Antenna factor dB/m | Cable loss dB | Preamp factor dB | level dBuV/m | Limit level dBuV/m | Over limit dB | Remark |
|-------------|--------------------------|---------------------------|---------------------|------------------------|-----------------|--------------------------|---------------------|--------|
| 2460.955 | 99.56 | 27.71 | 4.19 | 36.05 | 95.41 | 74.00 | 21.41 | Peak |
| 2483.500 | 56.73 | 27.76 | 4.19 | 36.11 | 52.57 | 74.00 | -21.43 | Peak |
| 2500.000 | 49.58 | 27.80 | 4.19 | 36.15 | 45.42 | 74.00 | -28.58 | Peak |

| | | | |
|------------------------|------------------------------|----------------------------|----------|
| Test Mode : | 802.11n HT40 CH09 (2452 MHz) | Temperature : | 21~23°C |
| Test Engineer : | Jack Liu | Relative Humidity : | 63~65% |
| Frequency Range | 2.425GHz~2.51GHz | Polarization : | Vertical |

| | | | |
|-----------|------------------------------|---------------|------------|
| Test Site | : 3m Chamber | Temp/Humi | : 21°C/62% |
| Tested by | : Jack | Pol/Phase | : VERTICAL |
| Test Mode | : 802.11N HT40 CH09(2452MHz) | Power rating: | 120VAc |

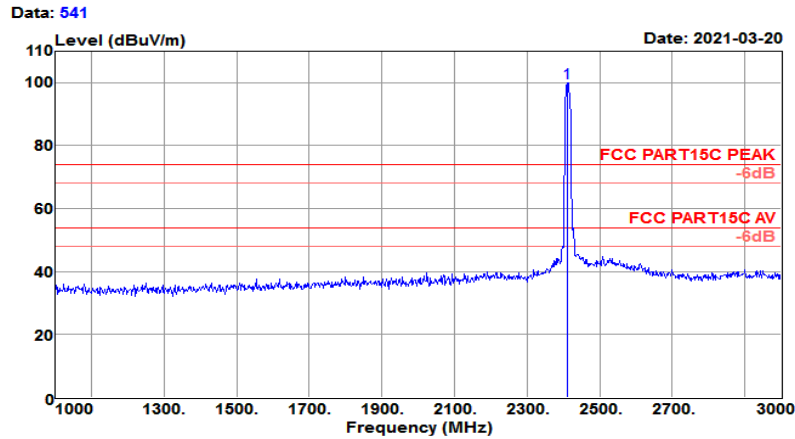


| Freq MHz | Reading level dBuV | Antenna factor dB/m | Cable loss dB | Preamp factor dB | level dBuV/m | Limit level dBuV/m | Over limit dB | Remark |
|----------|--------------------|---------------------|---------------|------------------|--------------|--------------------|---------------|---------|
| 2453.560 | 88.25 | 27.70 | 4.18 | 36.03 | 84.10 | 54.00 | 30.10 | Average |
| 2483.500 | 44.77 | 27.76 | 4.19 | 36.11 | 40.61 | 54.00 | -13.39 | Average |
| 2500.000 | 35.80 | 27.80 | 4.19 | 36.15 | 31.64 | 54.00 | -22.36 | Average |

4.5.1 Test Result of Radiated Spurious Emission (1GHz ~ 10th Harmonic)

| | | | |
|------------------------|-------------------------|----------------------------|------------|
| Test Mode : | 802.11b CH01 (2412 MHz) | Temperature : | 21~23℃ |
| Test Engineer : | Jack Liu | Relative Humidity : | 63~65% |
| Frequency Range | 1GHz~3GHz | Polarization : | Horizontal |

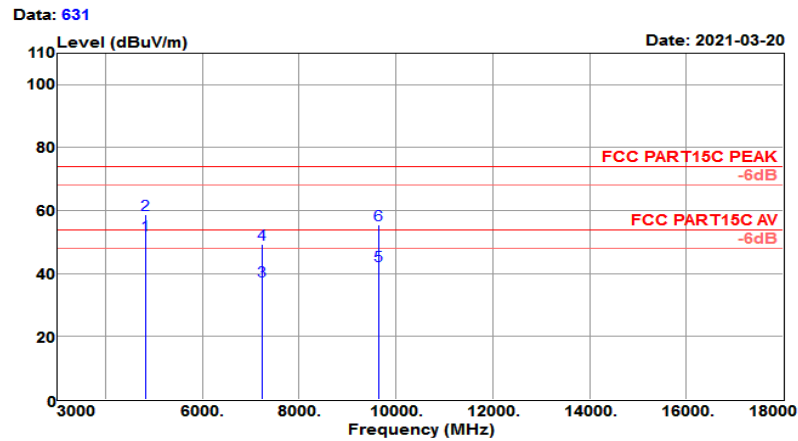
| | |
|-----------------------------------|------------------------|
| Test Site : 3m Chamber | Temp/Humi : 21℃/62% |
| Tested by : Jack | Pol/Phase : HORIZONTAL |
| Test Mode : 802.11b CH01(2412MHz) | Power rating: 120VAc |



| Freq MHz | Reading level dBuV | Antenna factor dB/m | Cable loss dB | Preamp factor dB | level dBuV/m | Limit level dBuV/m | Over limit dB | Remark |
|-------------|--------------------------|---------------------------|---------------------|------------------------|-----------------|--------------------------|---------------------|--------|
| 2412.000 | 104.03 | 27.61 | 4.17 | 35.93 | 99.88 | 74.00 | 25.88 | Peak |

| | | | |
|------------------------|-------------------------|----------------------------|------------|
| Test Mode : | 802.11b CH01 (2412 MHz) | Temperature : | 21~23°C |
| Test Engineer : | Jack Liu | Relative Humidity : | 63~65% |
| Frequency Range | 3GHz~18GHz | Polarization : | Horizontal |

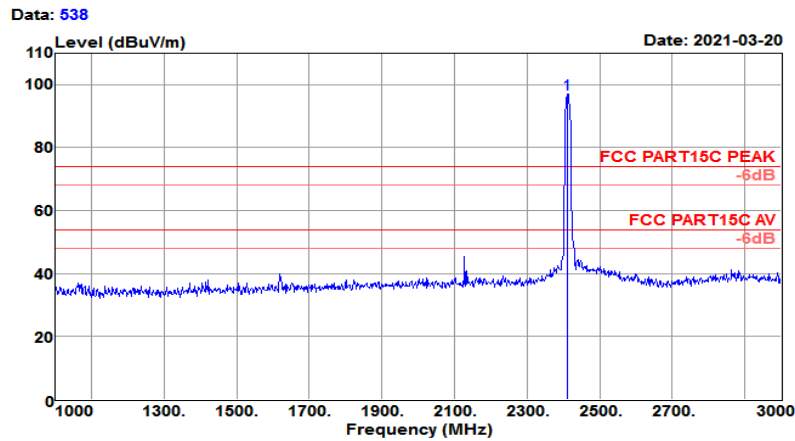
| | | | |
|-----------|-------------------------|---------------|--------------|
| Test Site | : 3m Chamber | Temp/Humi | : 21°C/62% |
| Tested by | : Jack | Pol/Phase | : HORIZONTAL |
| Test Mode | : 802.11b CH01(2412MHz) | Power rating: | : 120VAc |



| Freq MHz | Reading level dBuV | Antenna factor dB/m | Cable loss dB | Preamp factor dB | level dBuV/m | Limit level dBuV/m | Over limit dB | Remark |
|----------|--------------------|---------------------|---------------|------------------|--------------|--------------------|---------------|---------|
| 4824.000 | 48.68 | 30.95 | 6.59 | 34.09 | 52.13 | 54.00 | -1.87 | Average |
| 4824.000 | 55.19 | 30.95 | 6.59 | 34.09 | 58.64 | 74.00 | -15.36 | Peak |
| 7236.000 | 27.86 | 35.47 | 8.71 | 34.41 | 37.63 | 54.00 | -16.37 | Average |
| 7236.000 | 39.68 | 35.47 | 8.71 | 34.41 | 49.45 | 74.00 | -24.55 | Peak |
| 9648.000 | 26.84 | 38.42 | 11.55 | 34.16 | 42.65 | 54.00 | -11.35 | Average |
| 9648.000 | 39.68 | 38.42 | 11.55 | 34.16 | 55.49 | 74.00 | -18.51 | Peak |

| | | | |
|------------------------|-------------------------|----------------------------|----------|
| Test Mode : | 802.11b CH01 (2412 MHz) | Temperature : | 21~23℃ |
| Test Engineer : | Jack Liu | Relative Humidity : | 63~65% |
| Frequency Range | 1GHz~3GHz | Polarization : | Vertical |

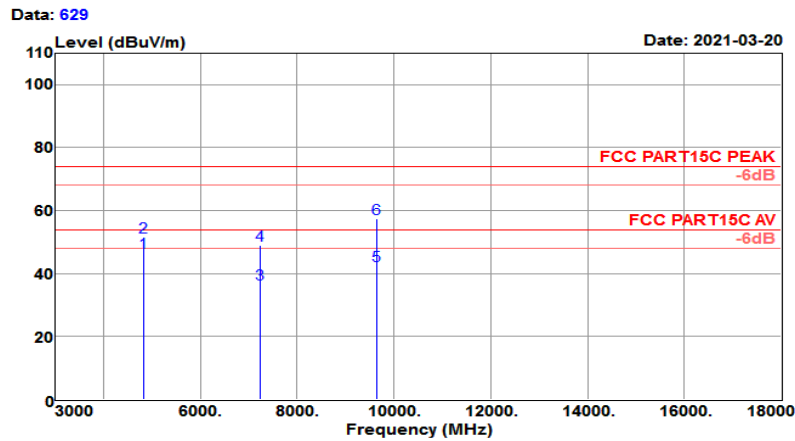
| | | | |
|-----------|-------------------------|---------------|------------|
| Test Site | : 3m Chamber | Temp/Humi | : 21℃/62% |
| Tested by | : Jack | Pol/Phase | : VERTICAL |
| Test Mode | : 802.11b CH01(2412MHz) | Power rating: | : 120VAc |



| Freq MHz | Reading level dBuV | Antenna factor dB/m | Cable loss dB | Preamp factor dB | level dBuV/m | Limit level dBuV/m | Over limit dB | Remark |
|-------------|--------------------------|---------------------------|---------------------|------------------------|-----------------|--------------------------|---------------------|--------|
| 2412.000 | 101.11 | 27.61 | 4.17 | 35.93 | 96.96 | 74.00 | 22.96 | Peak |

| | | | |
|------------------------|-------------------------|----------------------------|----------|
| Test Mode : | 802.11b CH01 (2412 MHz) | Temperature : | 21~23℃ |
| Test Engineer : | Jack Liu | Relative Humidity : | 63~65% |
| Frequency Range | 3GHz~18GHz | Polarization : | Vertical |

| | | | |
|-----------|-------------------------|---------------|------------|
| Test Site | : 3m Chamber | Temp/Humi | : 21℃/62% |
| Tested by | : Jack | Pol/Phase | : VERTICAL |
| Test Mode | : 802.11b CH01(2412MHz) | Power rating: | : 120VAc |

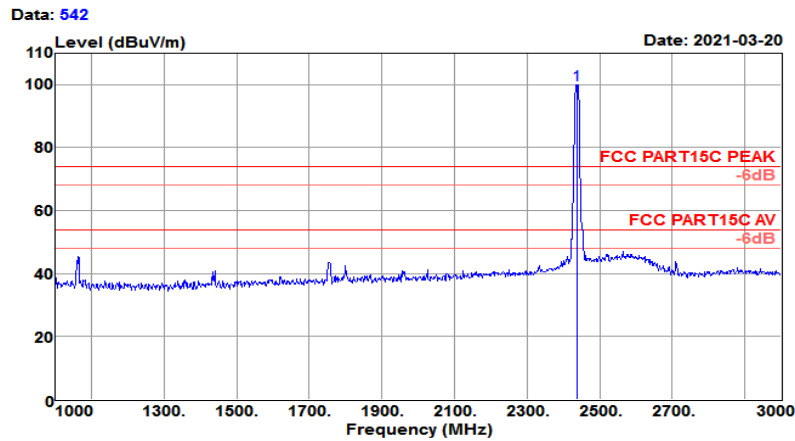


| Freq MHz | Reading level dBuV | Antenna factor dB/m | Cable loss dB | Preamp factor dB | level dBuV/m | Limit level dBuV/m | Over limit dB | Remark |
|-------------|--------------------------|---------------------------|---------------------|------------------------|-----------------|--------------------------|---------------------|---------|
| 4824.000 | 43.30 | 30.95 | 6.59 | 34.09 | 46.75 | 54.00 | -7.25 | Average |
| 4824.000 | 48.09 | 30.95 | 6.59 | 34.09 | 51.54 | 74.00 | -22.46 | Peak |
| 7236.000 | 26.82 | 35.47 | 8.71 | 34.41 | 36.59 | 54.00 | -17.41 | Average |
| 7236.000 | 39.40 | 35.47 | 8.71 | 34.41 | 49.17 | 74.00 | -24.83 | Peak |
| 9648.000 | 26.82 | 38.42 | 11.55 | 34.16 | 42.63 | 54.00 | -11.37 | Average |
| 9648.000 | 41.48 | 38.42 | 11.55 | 34.16 | 57.29 | 74.00 | -16.71 | Peak |

Note: Emission was scanned up to 26GHz; No emissions were detected above the noise floor which was at least 20dB below the specification limit.

| | | | |
|------------------------|------------------------|----------------------------|------------|
| Test Mode : | 802.11b CH06 (2437MHz) | Temperature : | 21~23℃ |
| Test Engineer : | Jack Liu | Relative Humidity : | 63~65% |
| Frequency Range | 1GHz~3GHz | Polarization : | Horizontal |

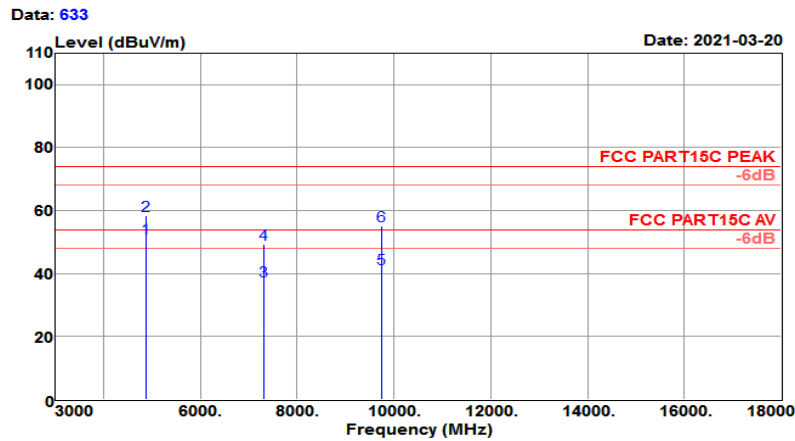
| | | | |
|-----------|-------------------------|---------------|--------------|
| Test Site | : 3m Chamber | Temp/Humi | : 21℃/62% |
| Tested by | : Jack | Pol/Phase | : HORIZONTAL |
| Test Mode | : 802.11b CH06(2437MHz) | Power rating: | : 120VAC |



| Freq MHz | Reading level dBuV | Antenna factor dB/m | Cable loss dB | Preamp factor dB | level dBuV/m | Limit level dBuV/m | Over limit dB | Remark |
|-------------|--------------------------|---------------------------|---------------------|------------------------|-----------------|--------------------------|---------------------|--------|
| 2437.000 | 104.18 | 27.66 | 4.18 | 35.99 | 100.03 | 74.00 | 26.03 | Peak |

| | | | |
|------------------------|------------------------|----------------------------|------------|
| Test Mode : | 802.11b CH06 (2437MHz) | Temperature : | 21~23℃ |
| Test Engineer : | Jack Liu | Relative Humidity : | 63~65% |
| Frequency Range | 3GHz~18GHz | Polarization : | Horizontal |

| | | | |
|-----------|-------------------------|---------------|--------------|
| Test Site | : 3m Chamber | Temp/Humi | : 21℃/62% |
| Tested by | : Jack | Pol/Phase | : HORIZONTAL |
| Test Mode | : 802.11b CH06(2437MHz) | Power rating: | : 120VAc |

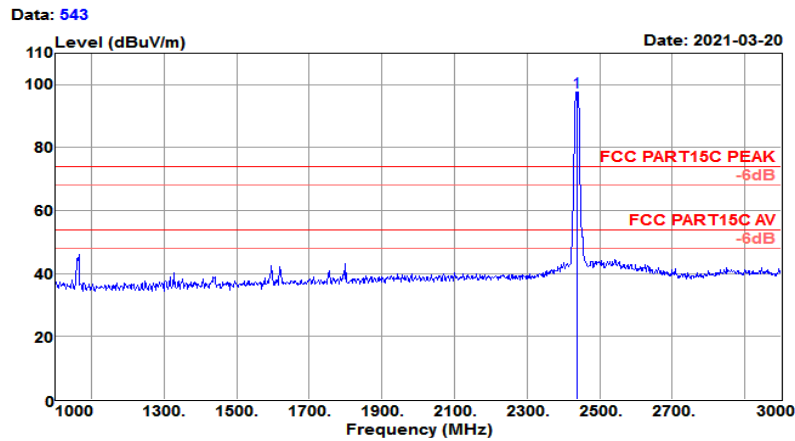


| Freq MHz | Reading level dBuV | Antenna factor dB/m | Cable loss dB | Preamp factor dB | level dBuV/m | Limit level dBuV/m | Over limit dB | Remark |
|-------------|--------------------------|---------------------------|---------------------|------------------------|-----------------|--------------------------|---------------------|---------|
| 4874.000 | 47.26 | 31.02 | 6.97 | 34.04 | 51.21 | 54.00 | -2.79 | Average |
| 4874.000 | 54.43 | 31.02 | 6.97 | 34.04 | 58.38 | 74.00 | -15.62 | Peak |
| 7311.000 | 27.50 | 35.65 | 8.95 | 34.48 | 37.62 | 54.00 | -16.38 | Average |
| 7311.000 | 39.17 | 35.65 | 8.95 | 34.48 | 49.29 | 74.00 | -24.71 | Peak |
| 9748.000 | 26.18 | 38.50 | 11.20 | 34.20 | 41.68 | 54.00 | -12.32 | Average |
| 9748.000 | 39.67 | 38.50 | 11.20 | 34.20 | 55.17 | 74.00 | -18.83 | Peak |

Note: Emission was scanned up to 26GHz; No emissions were detected above the noise floor which was at least 20dB below the specification limit.

| | | | |
|------------------------|------------------------|----------------------------|----------|
| Test Mode : | 802.11b CH06 (2437MHz) | Temperature : | 21~23℃ |
| Test Engineer : | Jack Liu | Relative Humidity : | 63~65% |
| Frequency Range | 1GHz~3GHz | Polarization : | Vertical |

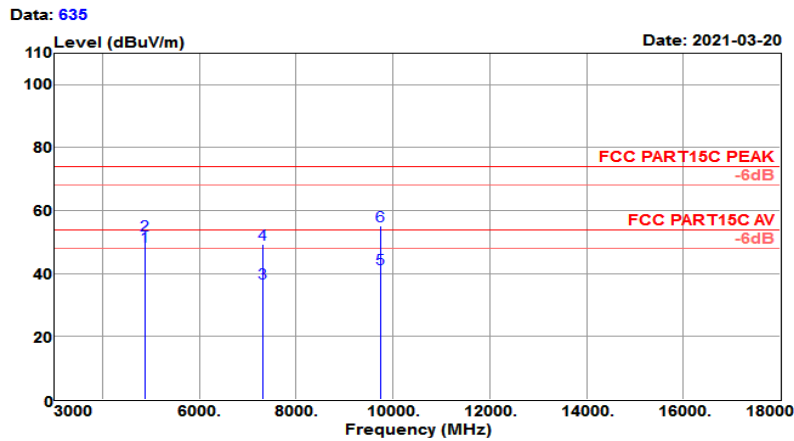
| | | | |
|-----------|-------------------------|---------------|------------|
| Test Site | : 3m Chamber | Temp/Humi | : 21℃/62% |
| Tested by | : Jack | Pol/Phase | : VERTICAL |
| Test Mode | : 802.11b CH06(2437MHz) | Power rating: | : 120VAc |



| Freq MHz | Reading level dBuV | Antenna factor dB/m | Cable loss dB | Preamp factor dB | level dBuV/m | Limit level dBuV/m | Over limit dB | Remark |
|-------------|--------------------------|---------------------------|---------------------|------------------------|-----------------|--------------------------|---------------------|--------|
| 2437.000 | 101.83 | 27.66 | 4.18 | 35.99 | 97.68 | 74.00 | 23.68 | Peak |

| | | | |
|------------------------|------------------------|----------------------------|----------|
| Test Mode : | 802.11b CH06 (2437MHz) | Temperature : | 21~23℃ |
| Test Engineer : | Jack Liu | Relative Humidity : | 63~65% |
| Frequency Range | 3GHz~18GHz | Polarization : | Vertical |

| | | | |
|-----------|-------------------------|---------------|------------|
| Test Site | : 3m Chamber | Temp/Humi | : 21℃/62% |
| Tested by | : Jack | Pol/Phase | : VERTICAL |
| Test Mode | : 802.11b CH06(2437MHz) | Power rating: | : 120VAc |

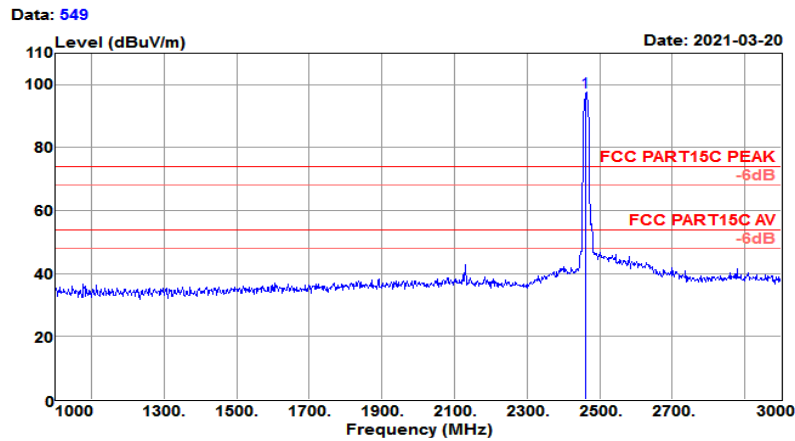


| Freq MHz | Reading level dBuV | Antenna factor dB/m | Cable loss dB | Preamp factor dB | level dBuV/m | Limit level dBuV/m | Over limit dB | Remark |
|----------|--------------------|---------------------|---------------|------------------|--------------|--------------------|---------------|---------|
| 4874.000 | 44.85 | 31.02 | 6.97 | 34.04 | 48.80 | 54.00 | -5.20 | Average |
| 4874.000 | 48.24 | 31.02 | 6.97 | 34.04 | 52.19 | 74.00 | -21.81 | Peak |
| 7311.000 | 26.76 | 35.65 | 8.95 | 34.48 | 36.88 | 54.00 | -17.12 | Average |
| 7311.000 | 39.21 | 35.65 | 8.95 | 34.48 | 49.33 | 74.00 | -24.67 | Peak |
| 9748.000 | 26.19 | 38.50 | 11.20 | 34.20 | 41.69 | 54.00 | -12.31 | Average |
| 9748.000 | 39.60 | 38.50 | 11.20 | 34.20 | 55.10 | 74.00 | -18.90 | Peak |

Note: Emission was scanned up to 26GHz; No emissions were detected above the noise floor which was at least 20dB below the specification limit..

| | | | |
|------------------------|------------------------|----------------------------|------------|
| Test Mode : | 802.11b CH11 (2462MHz) | Temperature : | 21~23℃ |
| Test Engineer : | Jack Liu | Relative Humidity : | 63~65% |
| Frequency Range | 1GHz~3GHz | Polarization : | Horizontal |

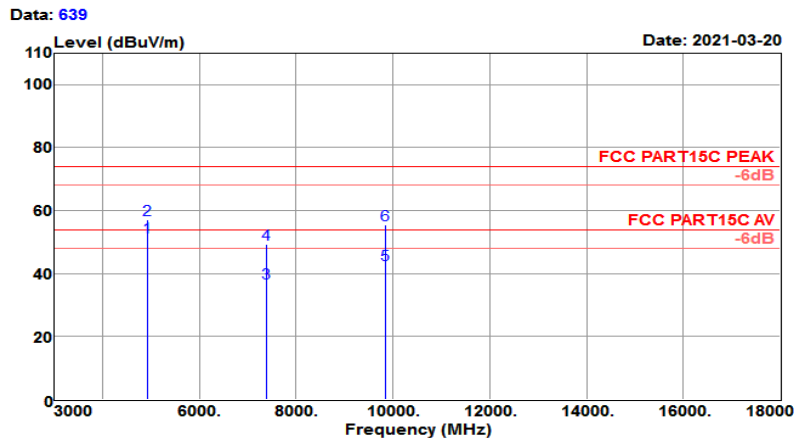
| | | | |
|-----------|-------------------------|---------------|--------------|
| Test Site | : 3m Chamber | Temp/Humi | : 21℃/62% |
| Tested by | : Jack | Pol/Phase | : HORIZONTAL |
| Test Mode | : 802.11b CH11(2462MHz) | Power rating: | : 120VAC |



| Freq MHz | Reading level dBuV | Antenna factor dB/m | Cable loss dB | Preamp factor dB | level dBuV/m | Limit level dBuV/m | Over limit dB | Remark |
|-------------|--------------------------|---------------------------|---------------------|------------------------|-----------------|--------------------------|---------------------|--------|
| 2462.000 | 101.71 | 27.72 | 4.19 | 36.06 | 97.56 | 74.00 | 23.56 | Peak |

| | | | |
|------------------------|------------------------|----------------------------|------------|
| Test Mode : | 802.11b CH11 (2462MHz) | Temperature : | 21~23℃ |
| Test Engineer : | Jack Liu | Relative Humidity : | 63~65% |
| Frequency Range | 3GHz~18GHz | Polarization : | Horizontal |

| | | | |
|-----------|-------------------------|---------------|--------------|
| Test Site | : 3m Chamber | Temp/Humi | : 21℃/62% |
| Tested by | : Jack | Pol/Phase | : HORIZONTAL |
| Test Mode | : 802.11b CH11(2462MHz) | Power rating: | : 120VAc |

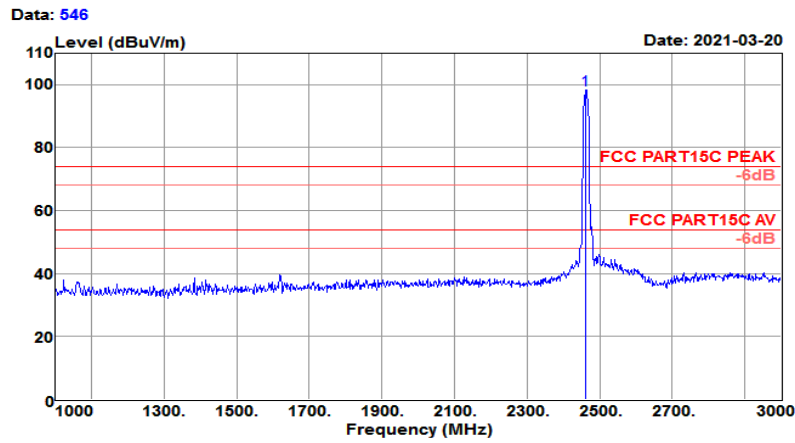


| Freq MHz | Reading level dBuV | Antenna factor dB/m | Cable loss dB | Preamp factor dB | level dBuV/m | Limit level dBuV/m | Over limit dB | Remark |
|-------------|--------------------------|---------------------------|---------------------|------------------------|-----------------|--------------------------|---------------------|---------|
| 4924.000 | 47.03 | 31.09 | 7.35 | 33.98 | 51.49 | 54.00 | -2.51 | Average |
| 4924.000 | 52.60 | 31.09 | 7.35 | 33.98 | 57.06 | 74.00 | -16.94 | Peak |
| 7386.000 | 26.57 | 35.83 | 9.19 | 34.55 | 37.04 | 54.00 | -16.96 | Average |
| 7386.000 | 38.79 | 35.83 | 9.19 | 34.55 | 49.26 | 74.00 | -24.74 | Peak |
| 9848.000 | 27.11 | 38.58 | 11.49 | 34.24 | 42.94 | 54.00 | -11.06 | Average |
| 9848.000 | 39.56 | 38.58 | 11.49 | 34.24 | 55.39 | 74.00 | -18.61 | Peak |

Note: Emission was scanned up to 26GHz; No emissions were detected above the noise floor which was at least 20dB below the specification limit.

| | | | |
|------------------------|------------------------|----------------------------|----------|
| Test Mode : | 802.11b CH11 (2462MHz) | Temperature : | 21~23℃ |
| Test Engineer : | Jack Liu | Relative Humidity : | 63~65% |
| Frequency Range | 1GHz~3GHz | Polarization : | Vertical |

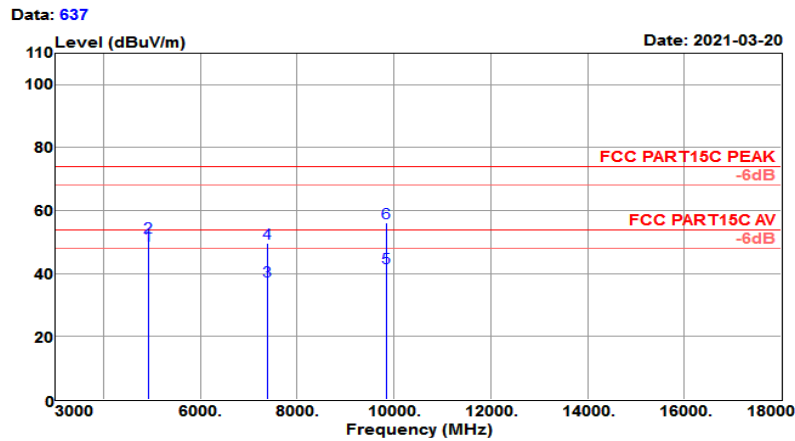
| | | | |
|-----------|-------------------------|---------------|------------|
| Test Site | : 3m Chamber | Temp/Humi | : 21℃/62% |
| Tested by | : Jack | Pol/Phase | : VERTICAL |
| Test Mode | : 802.11b CH11(2462MHz) | Power rating: | : 120VAc |



| Freq MHz | Reading level dBuV | Antenna factor dB/m | Cable loss dB | Preamp factor dB | level dBuV/m | Limit level dBuV/m | Over limit dB | Remark |
|-------------|--------------------------|---------------------------|---------------------|------------------------|-----------------|--------------------------|---------------------|--------|
| 2462.000 | 102.56 | 27.72 | 4.19 | 36.06 | 98.41 | 74.00 | 24.41 | Peak |

| | | | |
|------------------------|------------------------|----------------------------|----------|
| Test Mode : | 802.11b CH11 (2462MHz) | Temperature : | 21~23℃ |
| Test Engineer : | Jack Liu | Relative Humidity : | 63~65% |
| Frequency Range | 3GHz~18GHz | Polarization : | Vertical |

| | | | |
|-----------|-------------------------|---------------|------------|
| Test Site | : 3m Chamber | Temp/Humi | : 21℃/62% |
| Tested by | : Jack | Pol/Phase | : VERTICAL |
| Test Mode | : 802.11b CH11(2462MHz) | Power rating: | : 120VAc |

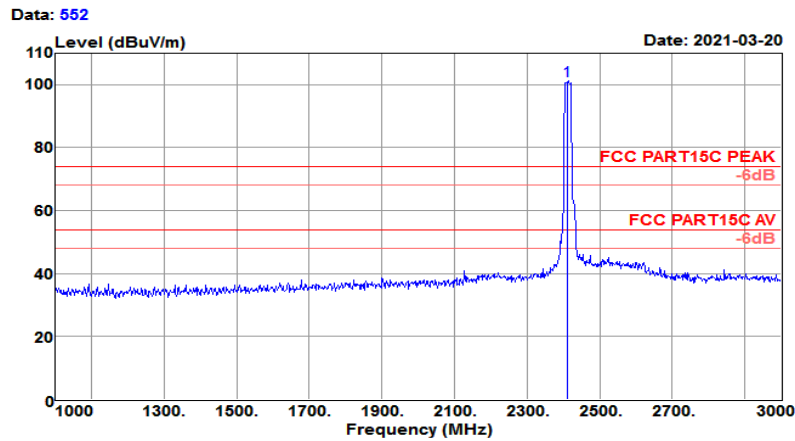


| Freq MHz | Reading level dBuV | Antenna factor dB/m | Cable loss dB | Preamp factor dB | level dBuV/m | Limit level dBuV/m | Over limit dB | Remark |
|-------------|--------------------------|---------------------------|---------------------|------------------------|-----------------|--------------------------|---------------------|---------|
| 4924.000 | 44.53 | 31.09 | 7.35 | 33.98 | 48.99 | 54.00 | -5.01 | Average |
| 4924.000 | 47.30 | 31.09 | 7.35 | 33.98 | 51.76 | 74.00 | -22.24 | Peak |
| 7386.000 | 27.34 | 35.83 | 9.19 | 34.55 | 37.81 | 54.00 | -16.19 | Average |
| 7386.000 | 39.19 | 35.83 | 9.19 | 34.55 | 49.66 | 74.00 | -24.34 | Peak |
| 9848.000 | 26.19 | 38.58 | 11.49 | 34.24 | 42.02 | 54.00 | -11.98 | Average |
| 9848.000 | 40.20 | 38.58 | 11.49 | 34.24 | 56.03 | 74.00 | -17.97 | Peak |

Note: Emission was scanned up to 26GHz; No emissions were detected above the noise floor which was at least 20dB below the specification limit.

| | | | |
|------------------------|-------------------------|----------------------------|------------|
| Test Mode : | 802.11g CH01 (2412 MHz) | Temperature : | 21~23℃ |
| Test Engineer : | Jack Liu | Relative Humidity : | 63~65% |
| Frequency Range | 1GHz~3GHz | Polarization : | Horizontal |

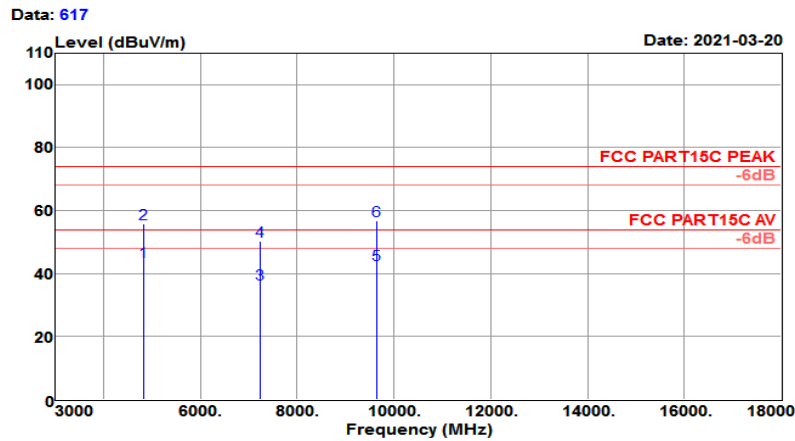
| | | | |
|-----------|-------------------------|---------------|--------------|
| Test Site | : 3m Chamber | Temp/Humi | : 21℃/62% |
| Tested by | : Jack | Pol/Phase | : HORIZONTAL |
| Test Mode | : 802.11g CH01(2412MHz) | Power rating: | : 120VAC |



| Freq MHz | Reading level dBuV | Antenna factor dB/m | Cable loss dB | Preamp factor dB | level dBuV/m | Limit level dBuV/m | Over limit dB | Remark |
|-------------|--------------------------|---------------------------|---------------------|------------------------|-----------------|--------------------------|---------------------|--------|
| 2412.000 | 105.34 | 27.61 | 4.17 | 35.93 | 101.19 | 74.00 | 27.19 | Peak |

| | | | |
|------------------------|-------------------------|----------------------------|------------|
| Test Mode : | 802.11g CH01 (2412 MHz) | Temperature : | 21~23℃ |
| Test Engineer : | Jack Liu | Relative Humidity : | 63~65% |
| Frequency Range | 3GHz~18GHz | Polarization : | Horizontal |

| | | | |
|-----------|-------------------------|---------------|--------------|
| Test Site | : 3m Chamber | Temp/Humi | : 21℃/62% |
| Tested by | : Jack | Pol/Phase | : HORIZONTAL |
| Test Mode | : 802.11g CH01(2412MHz) | Power rating: | : 120VAc |

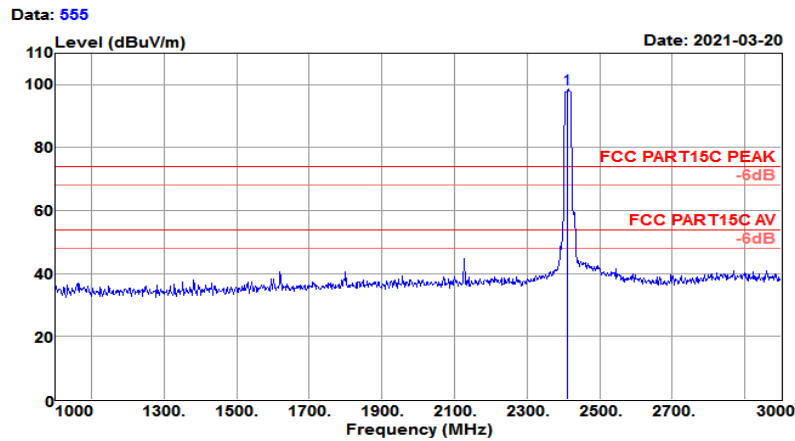


| Freq MHz | Reading level dBuV | Antenna factor dB/m | Cable loss dB | Preamp factor dB | level dBuV/m | Limit level dBuV/m | Over limit dB | Remark |
|-------------|--------------------------|---------------------------|---------------------|------------------------|-----------------|--------------------------|---------------------|---------|
| 4824.000 | 40.44 | 30.95 | 6.59 | 34.09 | 43.89 | 54.00 | -10.11 | Average |
| 4824.000 | 52.33 | 30.95 | 6.59 | 34.09 | 55.78 | 74.00 | -18.22 | Peak |
| 7236.000 | 26.85 | 35.47 | 8.71 | 34.41 | 36.62 | 54.00 | -17.38 | Average |
| 7236.000 | 40.51 | 35.47 | 8.71 | 34.41 | 50.28 | 74.00 | -23.72 | Peak |
| 9648.000 | 26.89 | 38.42 | 11.55 | 34.16 | 42.70 | 54.00 | -11.30 | Average |
| 9648.000 | 41.04 | 38.42 | 11.55 | 34.16 | 56.85 | 74.00 | -17.15 | Peak |

Note: Emission was scanned up to 26GHz; No emissions were detected above the noise floor which was at least 20dB below the specification limit.

| | | | |
|------------------------|-------------------------|----------------------------|----------|
| Test Mode : | 802.11g CH01 (2412 MHz) | Temperature : | 21~23℃ |
| Test Engineer : | Jack Liu | Relative Humidity : | 63~65% |
| Frequency Range | 1GHz~3GHz | Polarization : | Vertical |

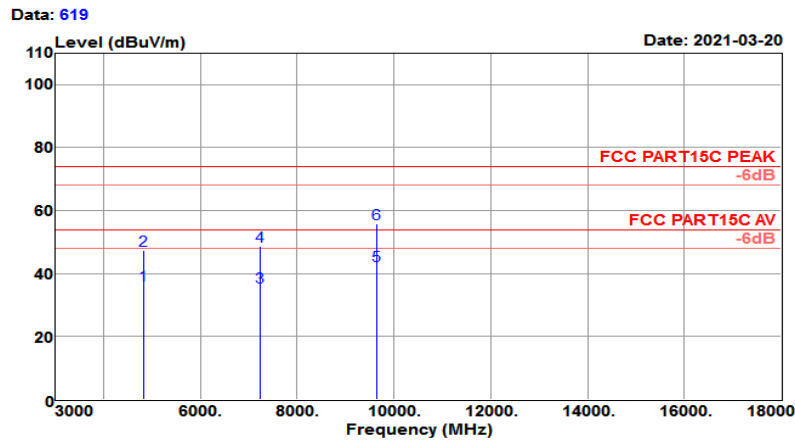
| | | | |
|-----------|-------------------------|---------------|------------|
| Test Site | : 3m Chamber | Temp/Humi | : 21℃/62% |
| Tested by | : Jack | Pol/Phase | : VERTICAL |
| Test Mode | : 802.11g CH01(2412MHz) | Power rating: | : 120VAc |



| Freq MHz | Reading level dBuV | Antenna factor dB/m | Cable loss dB | Preamp factor dB | level dBuV/m | Limit level dBuV/m | Over limit dB | Remark |
|-------------|--------------------------|---------------------------|---------------------|------------------------|-----------------|--------------------------|---------------------|--------|
| 2412.000 | 102.76 | 27.61 | 4.17 | 35.93 | 98.61 | 74.00 | 24.61 | Peak |

| | | | |
|------------------------|-------------------------|----------------------------|----------|
| Test Mode : | 802.11g CH01 (2412 MHz) | Temperature : | 21~23℃ |
| Test Engineer : | Jack Liu | Relative Humidity : | 63~65% |
| Frequency Range | 3GHz~18GHz | Polarization : | Vertical |

| | | | |
|-----------|-------------------------|---------------|------------|
| Test Site | : 3m Chamber | Temp/Humi | : 21℃/62% |
| Tested by | : Jack | Pol/Phase | : VERTICAL |
| Test Mode | : 802.11g CH01(2412MHz) | Power rating: | : 120VAc |

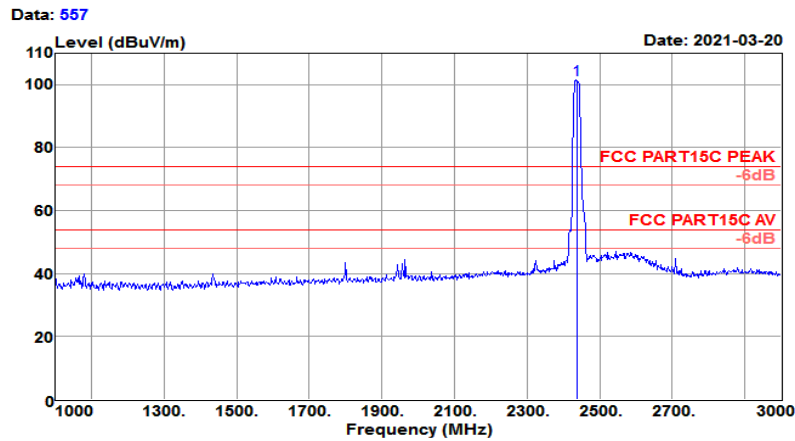


| Freq MHz | Reading level dBuV | Antenna factor dB/m | Cable loss dB | Preamp factor dB | level dBuV/m | Limit level dBuV/m | Over limit dB | Remark |
|-------------|--------------------------|---------------------------|---------------------|------------------------|-----------------|--------------------------|---------------------|---------|
| 4824.000 | 32.79 | 30.95 | 6.59 | 34.09 | 36.24 | 54.00 | -17.76 | Average |
| 4824.000 | 43.90 | 30.95 | 6.59 | 34.09 | 47.35 | 74.00 | -26.65 | Peak |
| 7236.000 | 25.98 | 35.47 | 8.71 | 34.41 | 35.75 | 54.00 | -18.25 | Average |
| 7236.000 | 38.96 | 35.47 | 8.71 | 34.41 | 48.73 | 74.00 | -25.27 | Peak |
| 9648.000 | 26.84 | 38.42 | 11.55 | 34.16 | 42.65 | 54.00 | -11.35 | Average |
| 9648.000 | 40.08 | 38.42 | 11.55 | 34.16 | 55.89 | 74.00 | -18.11 | Peak |

Note: Emission was scanned up to 26GHz; No emissions were detected above the noise floor which was at least 20dB below the specification limit.

| | | | |
|------------------------|------------------------|----------------------------|------------|
| Test Mode : | 802.11g CH06 (2437MHz) | Temperature : | 21~23℃ |
| Test Engineer : | Jack Liu | Relative Humidity : | 63~65% |
| Frequency Range | 1GHz~3GHz | Polarization : | Horizontal |

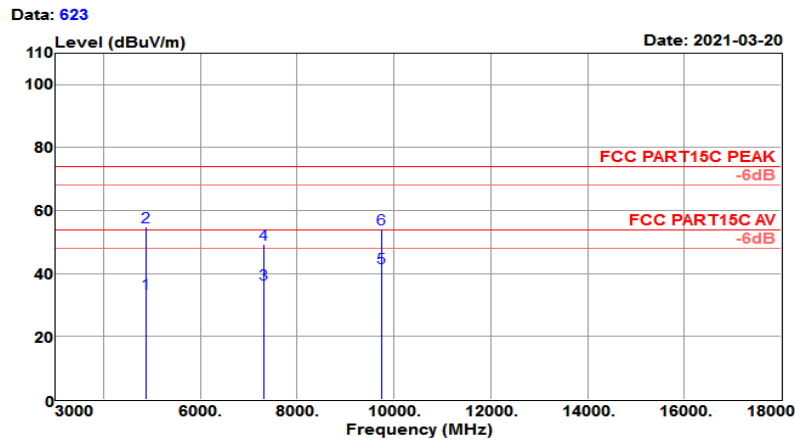
| | | | |
|-----------|-------------------------|---------------|--------------|
| Test Site | : 3m Chamber | Temp/Humi | : 21℃/62% |
| Tested by | : Jack | Pol/Phase | : HORIZONTAL |
| Test Mode | : 802.11g CH06(2437MHz) | Power rating: | : 120VAC |



| Freq MHz | Reading level dBuV | Antenna factor dB/m | Cable loss dB | Preamp factor dB | level dBuV/m | Limit level dBuV/m | Over limit dB | Remark |
|-------------|--------------------------|---------------------------|---------------------|------------------------|-----------------|--------------------------|---------------------|--------|
| 2437.000 | 105.74 | 27.66 | 4.18 | 35.99 | 101.59 | 74.00 | 27.59 | Peak |

| | | | |
|------------------------|------------------------|----------------------------|------------|
| Test Mode : | 802.11g CH06 (2437MHz) | Temperature : | 21~23℃ |
| Test Engineer : | Jack Liu | Relative Humidity : | 63~65% |
| Frequency Range | 3GHz~18GHz | Polarization : | Horizontal |

| | | | |
|-----------|-------------------------|---------------|--------------|
| Test Site | : 3m Chamber | Temp/Humi | : 21℃/62% |
| Tested by | : Jack | Pol/Phase | : HORIZONTAL |
| Test Mode | : 802.11g CH06(2437MHz) | Power rating: | : 120VAc |

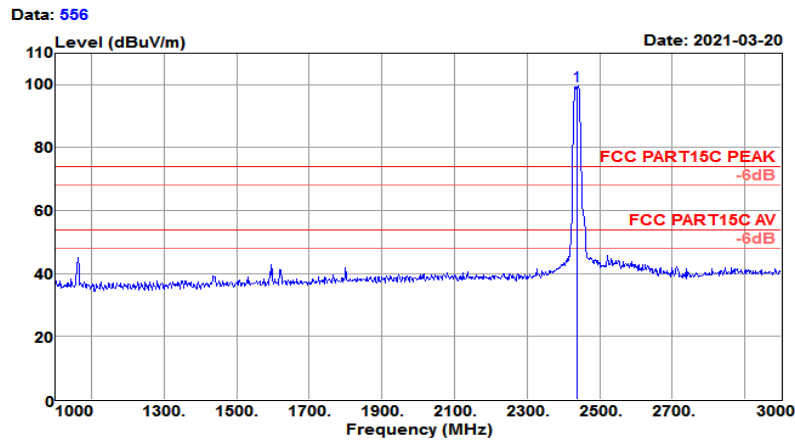


| Freq MHz | Reading level dBuV | Antenna factor dB/m | Cable loss dB | Preamp factor dB | level dBuV/m | Limit level dBuV/m | Over limit dB | Remark |
|-------------|--------------------------|---------------------------|---------------------|------------------------|-----------------|--------------------------|---------------------|---------|
| 4874.000 | 29.82 | 31.02 | 6.97 | 34.04 | 33.77 | 54.00 | -20.23 | Average |
| 4874.000 | 50.96 | 31.02 | 6.97 | 34.04 | 54.91 | 74.00 | -19.09 | Peak |
| 7311.000 | 26.56 | 35.65 | 8.95 | 34.48 | 36.68 | 54.00 | -17.32 | Average |
| 7311.000 | 39.16 | 35.65 | 8.95 | 34.48 | 49.28 | 74.00 | -24.72 | Peak |
| 9748.000 | 26.48 | 38.50 | 11.20 | 34.20 | 41.98 | 54.00 | -12.02 | Average |
| 9748.000 | 38.68 | 38.50 | 11.20 | 34.20 | 54.18 | 74.00 | -19.82 | Peak |

Note: Emission was scanned up to 26GHz; No emissions were detected above the noise floor which was at least 20dB below the specification limit.

| | | | |
|------------------------|------------------------|----------------------------|----------|
| Test Mode : | 802.11g CH06 (2437MHz) | Temperature : | 21~23℃ |
| Test Engineer : | Jack Liu | Relative Humidity : | 63~65% |
| Frequency Range | 1GHz~3GHz | Polarization : | Vertical |

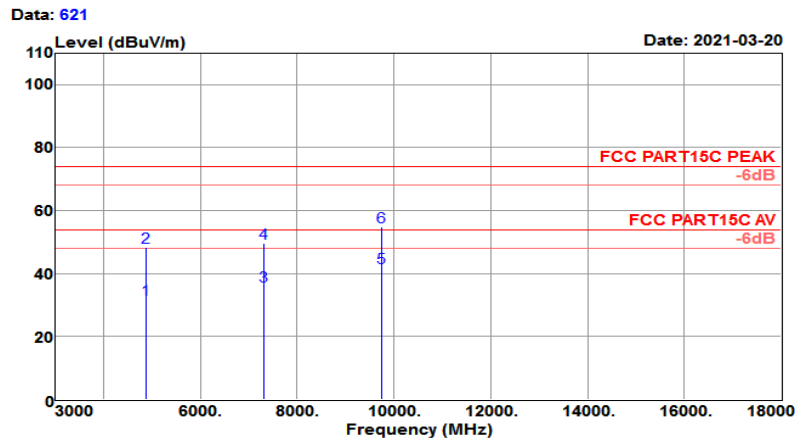
| | | | |
|-----------|-------------------------|---------------|------------|
| Test Site | : 3m Chamber | Temp/Humi | : 21℃/62% |
| Tested by | : Jack | Pol/Phase | : VERTICAL |
| Test Mode | : 802.11g CH06(2437MHz) | Power rating: | : 120VAc |



| Freq MHz | Reading level dBuV | Antenna factor dB/m | Cable loss dB | Preamp factor dB | level dBuV/m | Limit level dBuV/m | Over limit dB | Remark |
|-------------|--------------------------|---------------------------|---------------------|------------------------|-----------------|--------------------------|---------------------|--------|
| 2437.000 | 103.79 | 27.66 | 4.18 | 35.99 | 99.64 | 74.00 | 25.64 | Peak |

| | | | |
|------------------------|------------------------|----------------------------|----------|
| Test Mode : | 802.11g CH06 (2437MHz) | Temperature : | 21~23℃ |
| Test Engineer : | Jack Liu | Relative Humidity : | 63~65% |
| Frequency Range | 3GHz~18GHz | Polarization : | Vertical |

| | | | |
|-----------|-------------------------|---------------|------------|
| Test Site | : 3m Chamber | Temp/Humi | : 21℃/62% |
| Tested by | : Jack | Pol/Phase | : VERTICAL |
| Test Mode | : 802.11g CH06(2437MHz) | Power rating: | : 120VAc |

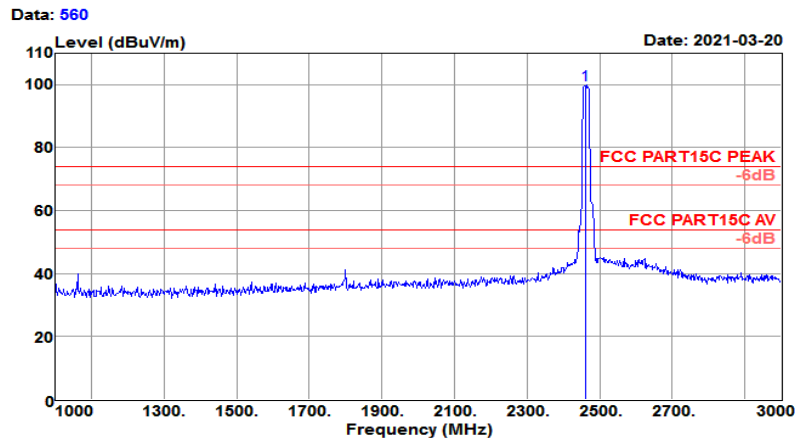


| Freq MHz | Reading level dBuV | Antenna factor dB/m | Cable loss dB | Preamp factor dB | level dBuV/m | Limit level dBuV/m | Over limit dB | Remark |
|-------------|--------------------------|---------------------------|---------------------|------------------------|-----------------|--------------------------|---------------------|---------|
| 4874.000 | 27.75 | 31.02 | 6.97 | 34.04 | 31.70 | 54.00 | -22.30 | Average |
| 4874.000 | 44.39 | 31.02 | 6.97 | 34.04 | 48.34 | 74.00 | -25.66 | Peak |
| 7311.000 | 26.00 | 35.65 | 8.95 | 34.48 | 36.12 | 54.00 | -17.88 | Average |
| 7311.000 | 39.55 | 35.65 | 8.95 | 34.48 | 49.67 | 74.00 | -24.33 | Peak |
| 9748.000 | 26.25 | 38.50 | 11.20 | 34.20 | 41.75 | 54.00 | -12.25 | Average |
| 9748.000 | 39.24 | 38.50 | 11.20 | 34.20 | 54.74 | 74.00 | -19.26 | Peak |

Note: Emission was scanned up to 26GHz; No emissions were detected above the noise floor which was at least 20dB below the specification limit.

| | | | |
|------------------------|------------------------|----------------------------|------------|
| Test Mode : | 802.11g CH11 (2462MHz) | Temperature : | 21~23℃ |
| Test Engineer : | Jack Liu | Relative Humidity : | 63~65% |
| Frequency Range | 1GHz~3GHz | Polarization : | Horizontal |

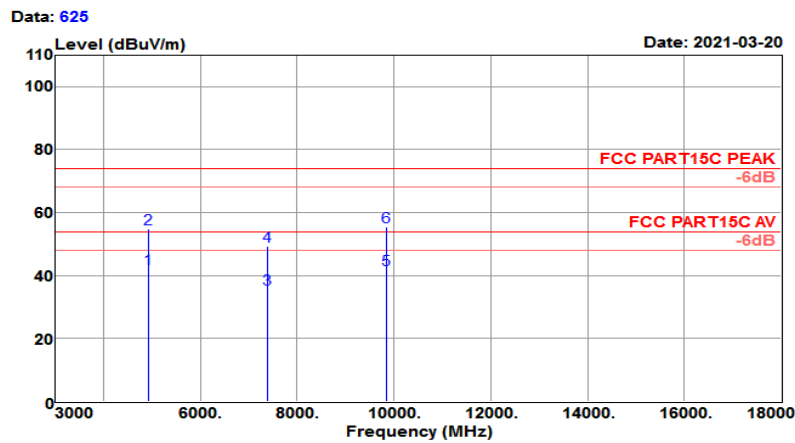
| | |
|-----------------------------------|------------------------|
| Test Site : 3m Chamber | Temp/Humi : 21℃/62% |
| Tested by : Jack | Pol/Phase : HORIZONTAL |
| Test Mode : 802.11g CH11(2462MHz) | Power rating: 120VAC |



| Freq MHz | Reading level dBuV | Antenna factor dB/m | Cable loss dB | Preamp factor dB | level dBuV/m | Limit level dBuV/m | Over limit dB | Remark |
|-------------|--------------------------|---------------------------|---------------------|------------------------|-----------------|--------------------------|---------------------|--------|
| 2462.000 | 103.95 | 27.72 | 4.19 | 36.06 | 99.80 | 74.00 | 25.80 | Peak |

| | | | |
|------------------------|------------------------|----------------------------|------------|
| Test Mode : | 802.11g CH11 (2462MHz) | Temperature : | 21~23℃ |
| Test Engineer : | Jack Liu | Relative Humidity : | 63~65% |
| Frequency Range | 3GHz~18GHz | Polarization : | Horizontal |

| | | | |
|-----------|-------------------------|---------------|--------------|
| Test Site | : 3m Chamber | Temp/Humi | : 21℃/62% |
| Tested by | : Jack | Pol/Phase | : HORIZONTAL |
| Test Mode | : 802.11g CH11(2462MHz) | Power rating: | : 120VAc |

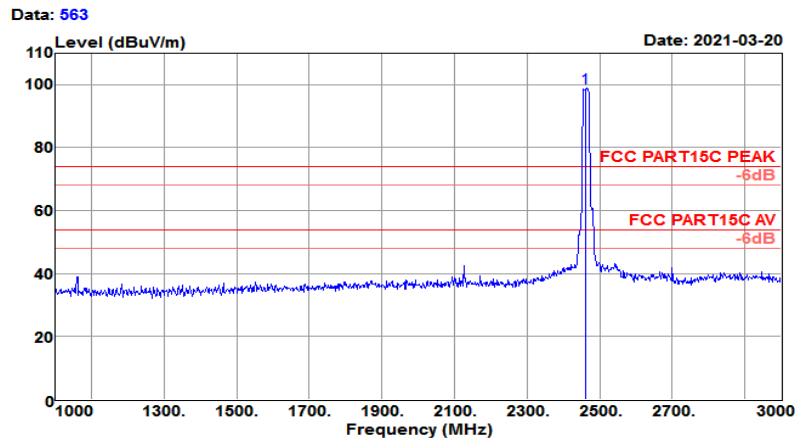


| Freq MHz | Reading level dBuV | Antenna factor dB/m | Cable loss dB | Preamp factor dB | level dBuV/m | Limit level dBuV/m | Over limit dB | Remark |
|-------------|--------------------------|---------------------------|---------------------|------------------------|-----------------|--------------------------|---------------------|---------|
| 4924.000 | 37.88 | 31.09 | 7.35 | 33.98 | 42.34 | 54.00 | -11.66 | Average |
| 4924.000 | 50.54 | 31.09 | 7.35 | 33.98 | 55.00 | 74.00 | -19.00 | Peak |
| 7386.000 | 25.29 | 35.83 | 9.19 | 34.55 | 35.76 | 54.00 | -18.24 | Average |
| 7386.000 | 38.95 | 35.83 | 9.19 | 34.55 | 49.42 | 74.00 | -24.58 | Peak |
| 9848.000 | 26.15 | 38.58 | 11.49 | 34.24 | 41.98 | 54.00 | -12.02 | Average |
| 9848.000 | 39.82 | 38.58 | 11.49 | 34.24 | 55.65 | 74.00 | -18.35 | Peak |

Note: Emission was scanned up to 26GHz; No emissions were detected above the noise floor which was at least 20dB below the specification

| | | | |
|------------------------|------------------------|----------------------------|----------|
| Test Mode : | 802.11g CH11 (2462MHz) | Temperature : | 21~23℃ |
| Test Engineer : | Jack Liu | Relative Humidity : | 63~65% |
| Frequency Range | 1GHz~3GHz | Polarization : | Vertical |

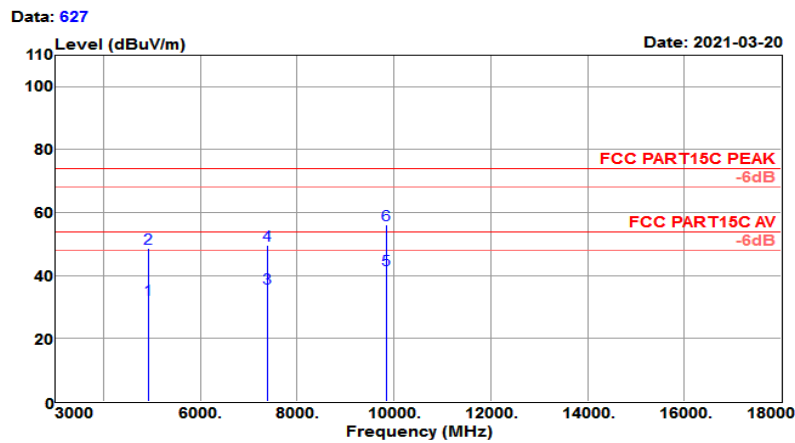
| | | | |
|-----------|-------------------------|---------------|------------|
| Test Site | : 3m Chamber | Temp/Humi | : 21℃/62% |
| Tested by | : Jack | Pol/Phase | : VERTICAL |
| Test Mode | : 802.11g CH11(2462MHz) | Power rating: | : 120VAc |



| Freq MHz | Reading level dBuV | Antenna factor dB/m | Cable loss dB | Preamp factor dB | level dBuV/m | Limit level dBuV/m | Over limit dB | Remark |
|-------------|--------------------------|---------------------------|---------------------|------------------------|-----------------|--------------------------|---------------------|--------|
| 2462.000 | 103.20 | 27.72 | 4.19 | 36.06 | 99.05 | 74.00 | 25.05 | Peak |

| | | | |
|------------------------|------------------------|----------------------------|----------|
| Test Mode : | 802.11g CH11 (2462MHz) | Temperature : | 21~23℃ |
| Test Engineer : | Jack Liu | Relative Humidity : | 63~65% |
| Frequency Range | 3GHz~18GHz | Polarization : | Vertical |

| | | | |
|-----------|-------------------------|---------------|------------|
| Test Site | : 3m Chamber | Temp/Humi | : 21℃/62% |
| Tested by | : Jack | Pol/Phase | : VERTICAL |
| Test Mode | : 802.11g CH11(2462MHz) | Power rating: | : 120VAc |

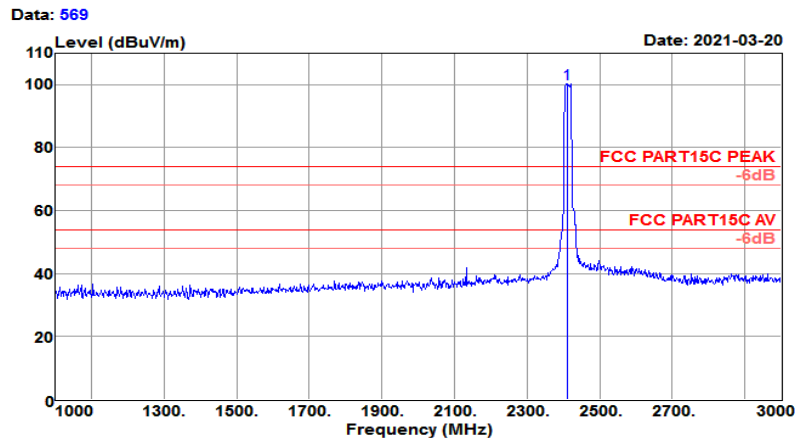


| Freq MHz | Reading level dBuV | Antenna factor dB/m | Cable loss dB | Preamp factor dB | level dBuV/m | Limit level dBuV/m | Over limit dB | Remark |
|-------------|--------------------------|---------------------------|---------------------|------------------------|-----------------|--------------------------|---------------------|---------|
| 4924.000 | 27.88 | 31.09 | 7.35 | 33.98 | 32.34 | 54.00 | -21.66 | Average |
| 4924.000 | 44.19 | 31.09 | 7.35 | 33.98 | 48.65 | 74.00 | -25.35 | Peak |
| 7386.000 | 25.59 | 35.83 | 9.19 | 34.55 | 36.06 | 54.00 | -17.94 | Average |
| 7386.000 | 39.10 | 35.83 | 9.19 | 34.55 | 49.57 | 74.00 | -24.43 | Peak |
| 9848.000 | 26.15 | 38.58 | 11.49 | 34.24 | 41.98 | 54.00 | -12.02 | Average |
| 9848.000 | 40.33 | 38.58 | 11.49 | 34.24 | 56.16 | 74.00 | -17.84 | Peak |

Note: Emission was scanned up to 26GHz; No emissions were detected above the noise floor which was at least 20dB below the specification limit

| | | | |
|------------------------|------------------------------|----------------------------|------------|
| Test Mode : | 802.11n HT20 CH01 (2412 MHz) | Temperature : | 21~23℃ |
| Test Engineer : | Jack Liu | Relative Humidity : | 63~65% |
| Frequency Range | 1GHz~3GHz | Polarization : | Horizontal |

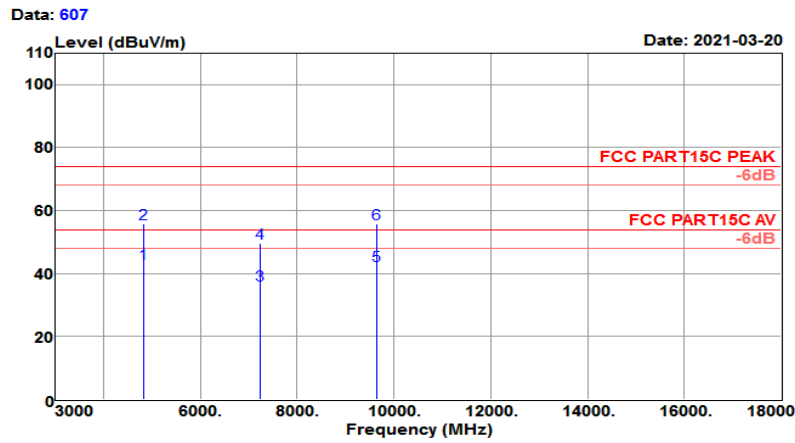
| | | | |
|-----------|------------------------------|---------------|--------------|
| Test Site | : 3m Chamber | Temp/Humi | : 21℃/62% |
| Tested by | : Jack | Pol/Phase | : HORIZONTAL |
| Test Mode | : 802.11N HT20 CH01(2412MHz) | Power rating: | : 120VAC |



| Freq MHz | Reading level dBuV | Antenna factor dB/m | Cable loss dB | Preamp factor dB | level dBuV/m | Limit level dBuV/m | Over limit dB | Remark |
|-------------|--------------------------|---------------------------|---------------------|------------------------|-----------------|--------------------------|---------------------|--------|
| 2412.000 | 104.55 | 27.61 | 4.17 | 35.93 | 100.40 | 74.00 | 26.40 | Peak |

| | | | |
|------------------------|------------------------------|----------------------------|------------|
| Test Mode : | 802.11n HT20 CH01 (2412 MHz) | Temperature : | 21~23℃ |
| Test Engineer : | Jack Liu | Relative Humidity : | 63~65% |
| Frequency Range | 3GHz~18GHz | Polarization : | Horizontal |

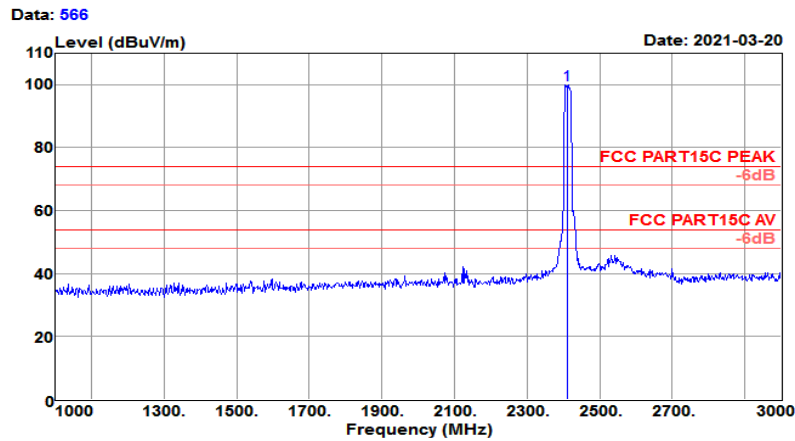
| | | | |
|-----------|------------------------------|---------------|--------------|
| Test Site | : 3m Chamber | Temp/Humi | : 21℃/62% |
| Tested by | : Jack | Pol/Phase | : HORIZONTAL |
| Test Mode | : 802.11N HT20 CH01(2412MHz) | Power rating: | : 120VAc |



| Freq MHz | Reading level dBuV | Antenna factor dB/m | Cable loss dB | Preamp factor dB | level dBuV/m | Limit level dBuV/m | Over limit dB | Remark |
|----------|--------------------|---------------------|---------------|------------------|--------------|--------------------|---------------|---------|
| 4824.000 | 39.69 | 30.95 | 6.59 | 34.09 | 43.14 | 54.00 | -10.86 | Average |
| 4824.000 | 52.47 | 30.95 | 6.59 | 34.09 | 55.92 | 74.00 | -18.08 | Peak |
| 7236.000 | 26.62 | 35.47 | 8.71 | 34.41 | 36.39 | 54.00 | -17.61 | Average |
| 7236.000 | 39.96 | 35.47 | 8.71 | 34.41 | 49.73 | 74.00 | -24.27 | Peak |
| 9648.000 | 26.83 | 38.42 | 11.55 | 34.16 | 42.64 | 54.00 | -11.36 | Average |
| 9648.000 | 39.95 | 38.42 | 11.55 | 34.16 | 55.76 | 74.00 | -18.24 | Peak |

| | | | |
|------------------------|------------------------------|----------------------------|----------|
| Test Mode : | 802.11n HT20 CH01 (2412 MHz) | Temperature : | 21~23℃ |
| Test Engineer : | Jack Liu | Relative Humidity : | 63~65% |
| Frequency Range | 1GHz~3GHz | Polarization : | Vertical |

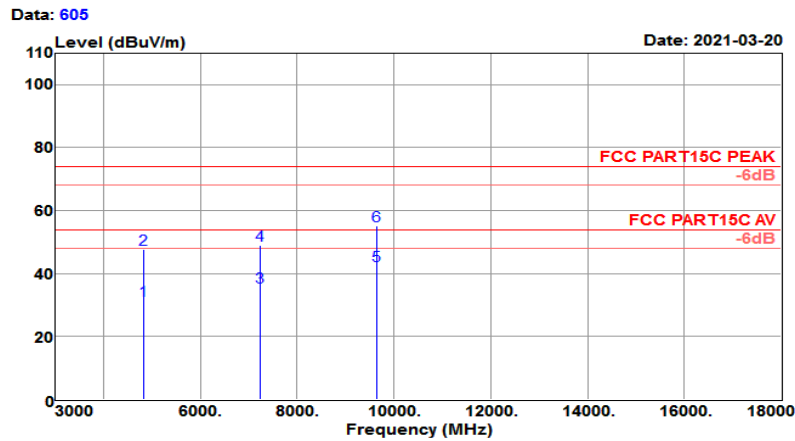
| | | | |
|-----------|------------------------------|---------------|------------|
| Test Site | : 3m Chamber | Temp/Humi | : 21℃/62% |
| Tested by | : Jack | Pol/Phase | : VERTICAL |
| Test Mode | : 802.11N HT20 CH01(2412MHz) | Power rating: | : 120VAc |



| Freq MHz | Reading level dBuV | Antenna factor dB/m | Cable loss dB | Preamp factor dB | level dBuV/m | Limit level dBuV/m | Over limit dB | Remark |
|-------------|--------------------------|---------------------------|---------------------|------------------------|-----------------|--------------------------|---------------------|--------|
| 2412.000 | 103.99 | 27.61 | 4.17 | 35.93 | 99.84 | 74.00 | 25.84 | Peak |

| | | | |
|------------------------|------------------------------|----------------------------|----------|
| Test Mode : | 802.11n HT20 CH01 (2412 MHz) | Temperature : | 21~23℃ |
| Test Engineer : | Jack Liu | Relative Humidity : | 63~65% |
| Frequency Range | 3GHz~18GHz | Polarization : | Vertical |

| | | | |
|-----------|------------------------------|---------------|------------|
| Test Site | : 3m Chamber | Temp/Humi | : 21℃/62% |
| Tested by | : Jack | Pol/Phase | : VERTICAL |
| Test Mode | : 802.11N HT20 CH01(2412MHz) | Power rating: | : 120VAc |

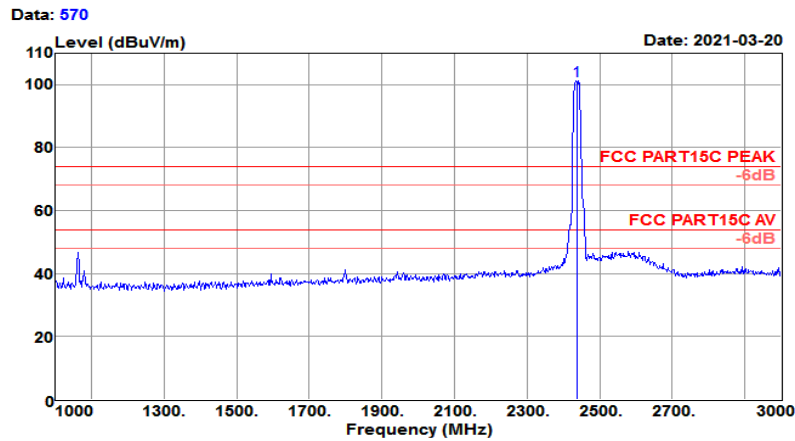


| Freq MHz | Reading level dBuV | Antenna factor dB/m | Cable loss dB | Preamp factor dB | level dBuV/m | Limit level dBuV/m | Over limit dB | Remark |
|-------------|--------------------------|---------------------------|---------------------|------------------------|-----------------|--------------------------|---------------------|---------|
| 4824.000 | 28.10 | 30.95 | 6.59 | 34.09 | 31.55 | 54.00 | -22.45 | Average |
| 4824.000 | 44.15 | 30.95 | 6.59 | 34.09 | 47.60 | 74.00 | -26.40 | Peak |
| 7236.000 | 25.97 | 35.47 | 8.71 | 34.41 | 35.74 | 54.00 | -18.26 | Average |
| 7236.000 | 39.25 | 35.47 | 8.71 | 34.41 | 49.02 | 74.00 | -24.98 | Peak |
| 9648.000 | 26.86 | 38.42 | 11.55 | 34.16 | 42.67 | 54.00 | -11.33 | Average |
| 9648.000 | 39.28 | 38.42 | 11.55 | 34.16 | 55.09 | 74.00 | -18.91 | Peak |

Note: Emission was scanned up to 26GHz; No emissions were detected above the noise floor which was at least 20dB below the specification limit.

| | | | |
|------------------------|-----------------------------|----------------------------|------------|
| Test Mode : | 802.11n HT20 CH06 (2437MHz) | Temperature : | 21~23℃ |
| Test Engineer : | Jack Liu | Relative Humidity : | 63~65% |
| Frequency Range | 1GHz~3GHz | Polarization : | Horizontal |

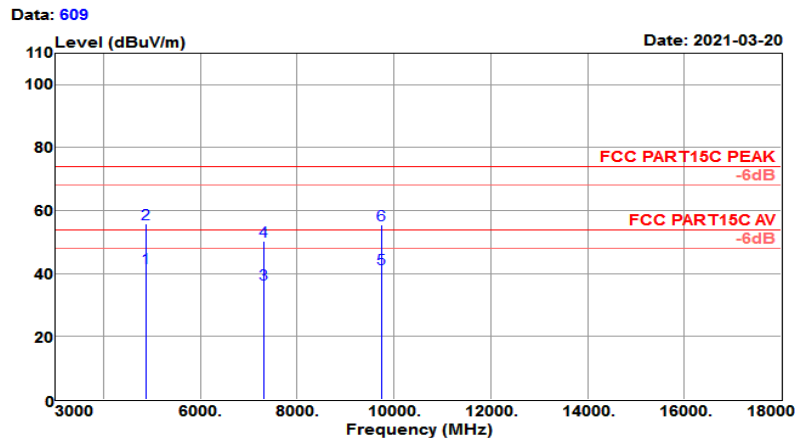
| | | | |
|-----------|------------------------------|---------------|--------------|
| Test Site | : 3m Chamber | Temp/Humi | : 21℃/62% |
| Tested by | : Jack | Pol/Phase | : HORIZONTAL |
| Test Mode | : 802.11N HT20 CH06(2437MHz) | Power rating: | : 120VAC |



| Freq MHz | Reading level dBuV | Antenna factor dB/m | Cable loss dB | Preamp factor dB | level dBuV/m | Limit level dBuV/m | Over limit dB | Remark |
|-------------|--------------------------|---------------------------|---------------------|------------------------|-----------------|--------------------------|---------------------|--------|
| 2437.000 | 105.49 | 27.66 | 4.18 | 35.99 | 101.34 | 74.00 | 27.34 | Peak |

| | | | |
|------------------------|-----------------------------|----------------------------|------------|
| Test Mode : | 802.11n HT20 CH06 (2437MHz) | Temperature : | 21~23℃ |
| Test Engineer : | Jack Liu | Relative Humidity : | 63~65% |
| Frequency Range | 3GHz~18GHz | Polarization : | Horizontal |

| | | | |
|-----------|------------------------------|---------------|--------------|
| Test Site | : 3m Chamber | Temp/Humi | : 21℃/62% |
| Tested by | : Jack | Pol/Phase | : HORIZONTAL |
| Test Mode | : 802.11N HT20 CH06(2437MHz) | Power rating: | : 120VAc |

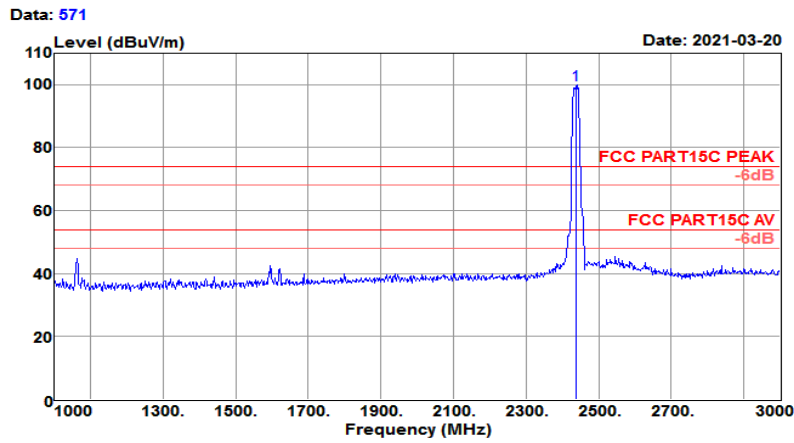


| Freq MHz | Reading level dBuV | Antenna factor dB/m | Cable loss dB | Preamp factor dB | level dBuV/m | Limit level dBuV/m | Over limit dB | Remark |
|-------------|--------------------------|---------------------------|---------------------|------------------------|-----------------|--------------------------|---------------------|---------|
| 4874.000 | 37.78 | 31.02 | 6.97 | 34.04 | 41.73 | 54.00 | -12.27 | Average |
| 4874.000 | 52.02 | 31.02 | 6.97 | 34.04 | 55.97 | 74.00 | -18.03 | Peak |
| 7311.000 | 26.40 | 35.65 | 8.95 | 34.48 | 36.52 | 54.00 | -17.48 | Average |
| 7311.000 | 40.23 | 35.65 | 8.95 | 34.48 | 50.35 | 74.00 | -23.65 | Peak |
| 9748.000 | 26.19 | 38.50 | 11.20 | 34.20 | 41.69 | 54.00 | -12.31 | Average |
| 9748.000 | 40.08 | 38.50 | 11.20 | 34.20 | 55.58 | 74.00 | -18.42 | Peak |

Note: Emission was scanned up to 26GHz; No emissions were detected above the noise floor which was at least 20dB below the specification limit.

| | | | |
|------------------------|-----------------------------|----------------------------|----------|
| Test Mode : | 802.11n HT20 CH06 (2437MHz) | Temperature : | 21~23℃ |
| Test Engineer : | Jack Liu | Relative Humidity : | 63~65% |
| Frequency Range | 1GHz~3GHz | Polarization : | Vertical |

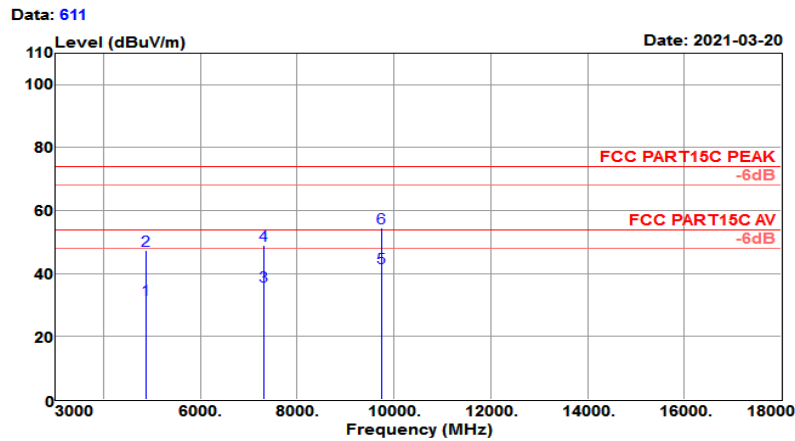
| | | | |
|-----------|------------------------------|---------------|------------|
| Test Site | : 3m Chamber | Temp/Humi | : 21℃/62% |
| Tested by | : Jack | Pol/Phase | : VERTICAL |
| Test Mode | : 802.11N HT20 CH06(2437MHz) | Power rating: | : 120VAc |



| Freq MHz | Reading level dBuV | Antenna factor dB/m | Cable loss dB | Preamp factor dB | level dBuV/m | Limit level dBuV/m | Over limit dB | Remark |
|-------------|--------------------------|---------------------------|---------------------|------------------------|-----------------|--------------------------|---------------------|--------|
| 2437.000 | 104.05 | 27.66 | 4.18 | 35.99 | 99.90 | 74.00 | 25.90 | Peak |

| | | | |
|------------------------|-----------------------------|----------------------------|----------|
| Test Mode : | 802.11n HT20 CH06 (2437MHz) | Temperature : | 21~23℃ |
| Test Engineer : | Jack Liu | Relative Humidity : | 63~65% |
| Frequency Range | 3GHz~18GHz | Polarization : | Vertical |

| | | | |
|-----------|------------------------------|---------------|------------|
| Test Site | : 3m Chamber | Temp/Humi | : 21℃/62% |
| Tested by | : Jack | Pol/Phase | : VERTICAL |
| Test Mode | : 802.11N HT20 CH06(2437MHz) | Power rating: | : 120VAc |

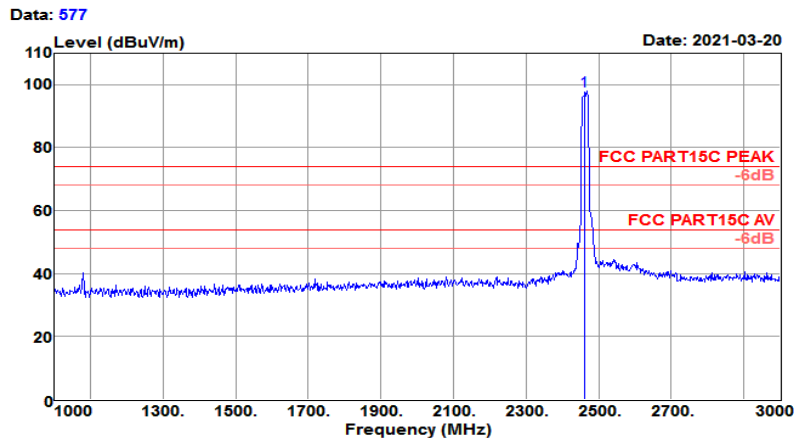


| Freq MHz | Reading level dBuV | Antenna factor dB/m | Cable loss dB | Preamp factor dB | level dBuV/m | Limit level dBuV/m | Over limit dB | Remark |
|-------------|--------------------------|---------------------------|---------------------|------------------------|-----------------|--------------------------|---------------------|---------|
| 4874.000 | 27.74 | 31.02 | 6.97 | 34.04 | 31.69 | 54.00 | -22.31 | Average |
| 4874.000 | 43.53 | 31.02 | 6.97 | 34.04 | 47.48 | 74.00 | -26.52 | Peak |
| 7311.000 | 25.93 | 35.65 | 8.95 | 34.48 | 36.05 | 54.00 | -17.95 | Average |
| 7311.000 | 38.76 | 35.65 | 8.95 | 34.48 | 48.88 | 74.00 | -25.12 | Peak |
| 9748.000 | 26.25 | 38.50 | 11.20 | 34.20 | 41.75 | 54.00 | -12.25 | Average |
| 9748.000 | 38.96 | 38.50 | 11.20 | 34.20 | 54.46 | 74.00 | -19.54 | Peak |

Note: Emission was scanned up to 26GHz; No emissions were detected above the noise floor which was at least 20dB below the specification limit.

| | | | |
|------------------------|------------------------------|----------------------------|------------|
| Test Mode : | 802.11n HT20 CH11 (2462 MHz) | Temperature : | 21~23℃ |
| Test Engineer : | Jack Liu | Relative Humidity : | 63~65% |
| Frequency Range | 1GHz~3GHz | Polarization : | Horizontal |

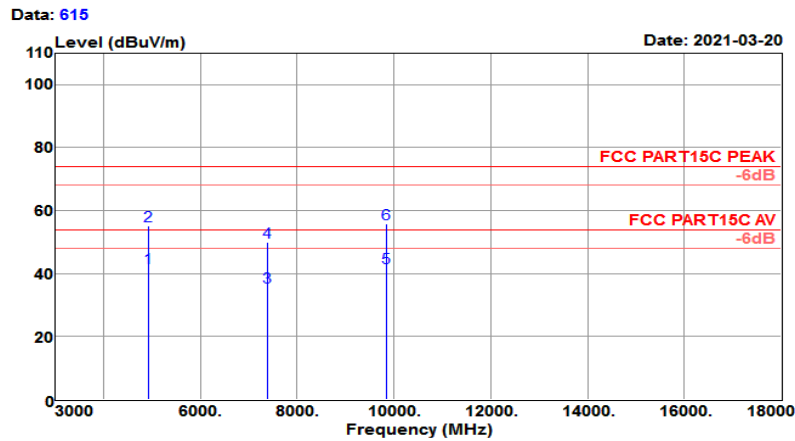
| | | | |
|-----------|------------------------------|---------------|--------------|
| Test Site | : 3m Chamber | Temp/Humi | : 21℃/62% |
| Tested by | : Jack | Pol/Phase | : HORIZONTAL |
| Test Mode | : 802.11N HT20 CH11(2462MHz) | Power rating: | : 120VAC |



| Freq MHz | Reading level dBuV | Antenna factor dB/m | Cable loss dB | Preamp factor dB | level dBuV/m | Limit level dBuV/m | Over limit dB | Remark |
|-------------|--------------------------|---------------------------|---------------------|------------------------|-----------------|--------------------------|---------------------|--------|
| 2462.000 | 102.08 | 27.72 | 4.19 | 36.06 | 97.93 | 74.00 | 23.93 | Peak |

| | | | |
|------------------------|------------------------------|----------------------------|------------|
| Test Mode : | 802.11n HT20 CH11 (2462 MHz) | Temperature : | 21~23℃ |
| Test Engineer : | Jack Liu | Relative Humidity : | 63~65% |
| Frequency Range | 3GHz~18GHz | Polarization : | Horizontal |

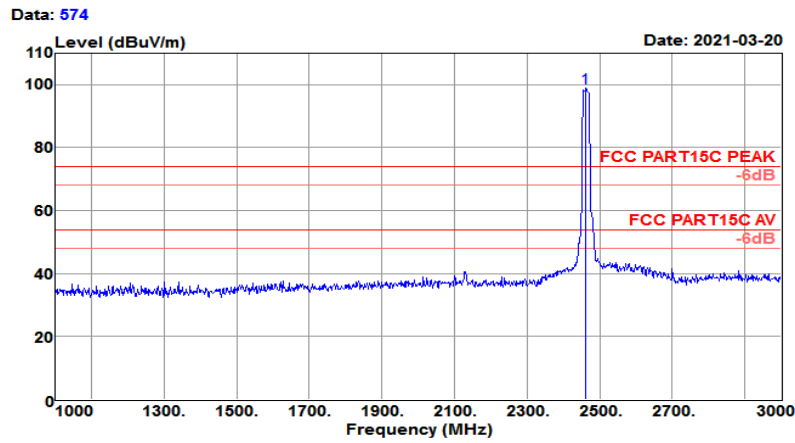
| | | | |
|-----------|------------------------------|---------------|--------------|
| Test Site | : 3m Chamber | Temp/Humi | : 21℃/62% |
| Tested by | : Jack | Pol/Phase | : HORIZONTAL |
| Test Mode | : 802.11N HT20 CH11(2462MHz) | Power rating: | : 120VAc |



| Freq MHz | Reading level dBuV | Antenna factor dB/m | Cable loss dB | Preamp factor dB | level dBuV/m | Limit level dBuV/m | Over limit dB | Remark |
|-------------|--------------------------|---------------------------|---------------------|------------------------|-----------------|--------------------------|---------------------|---------|
| 4924.000 | 37.33 | 31.09 | 7.35 | 33.98 | 41.79 | 54.00 | -12.21 | Average |
| 4924.000 | 50.58 | 31.09 | 7.35 | 33.98 | 55.04 | 74.00 | -18.96 | Peak |
| 7386.000 | 25.36 | 35.83 | 9.19 | 34.55 | 35.83 | 54.00 | -18.17 | Average |
| 7386.000 | 39.37 | 35.83 | 9.19 | 34.55 | 49.84 | 74.00 | -24.16 | Peak |
| 9848.000 | 26.19 | 38.58 | 11.49 | 34.24 | 42.02 | 54.00 | -11.98 | Average |
| 9848.000 | 39.94 | 38.58 | 11.49 | 34.24 | 55.77 | 74.00 | -18.23 | Peak |

| | | | |
|------------------------|------------------------------|----------------------------|----------|
| Test Mode : | 802.11n HT20 CH11 (2462 MHz) | Temperature : | 21~23℃ |
| Test Engineer : | Jack Liu | Relative Humidity : | 63~65% |
| Frequency Range | 1GHz~3GHz | Polarization : | Vertical |

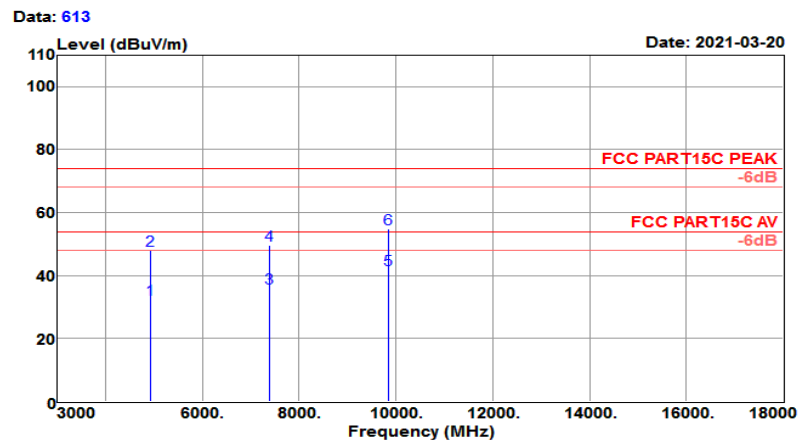
| | | | |
|-----------|------------------------------|---------------|------------|
| Test Site | : 3m Chamber | Temp/Humi | : 21℃/62% |
| Tested by | : Jack | Pol/Phase | : VERTICAL |
| Test Mode | : 802.11N HT20 CH11(2462MHz) | Power rating: | : 120VAc |



| Freq MHz | Reading level dBuV | Antenna factor dB/m | Cable loss dB | Preamp factor dB | level dBuV/m | Limit level dBuV/m | Over limit dB | Remark |
|-------------|--------------------------|---------------------------|---------------------|------------------------|-----------------|--------------------------|---------------------|--------|
| 2462.000 | 103.21 | 27.72 | 4.19 | 36.06 | 99.06 | 74.00 | 25.06 | Peak |

| | | | |
|------------------------|------------------------------|----------------------------|----------|
| Test Mode : | 802.11n HT20 CH11 (2462 MHz) | Temperature : | 21~23°C |
| Test Engineer : | Jack Liu | Relative Humidity : | 63~65% |
| Frequency Range | 3GHz~18GHz | Polarization : | Vertical |

| | | | |
|-----------|------------------------------|---------------|------------|
| Test Site | : 3m Chamber | Temp/Humi | : 21°C/62% |
| Tested by | : Jack | Pol/Phase | : VERTICAL |
| Test Mode | : 802.11N HT20 CH11(2462MHz) | Power rating: | 120Vac |

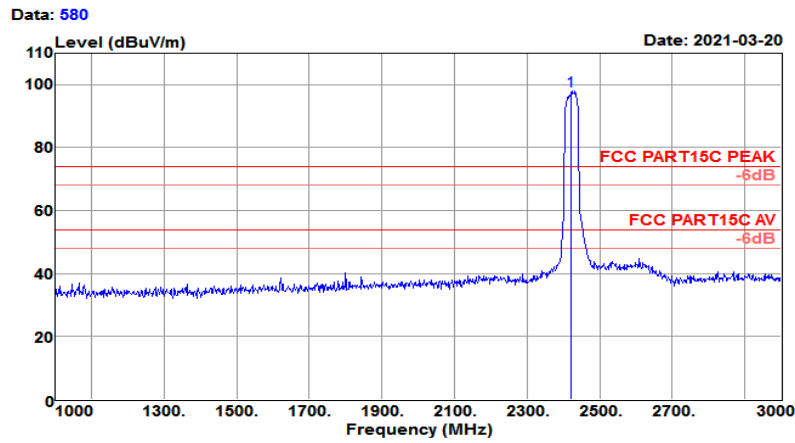


| Freq MHz | Reading level dBuV | Antenna factor dB/m | Cable loss dB | Preamp factor dB | level dBuV/m | Limit level dBuV/m | Over limit dB | Remark |
|----------|--------------------|---------------------|---------------|------------------|--------------|--------------------|---------------|---------|
| 4924.000 | 27.87 | 31.09 | 7.35 | 33.98 | 32.33 | 54.00 | -21.67 | Average |
| 4924.000 | 43.60 | 31.09 | 7.35 | 33.98 | 48.06 | 74.00 | -25.94 | Peak |
| 7386.000 | 25.54 | 35.83 | 9.19 | 34.55 | 36.01 | 54.00 | -17.99 | Average |
| 7386.000 | 39.08 | 35.83 | 9.19 | 34.55 | 49.55 | 74.00 | -24.45 | Peak |
| 9848.000 | 26.16 | 38.58 | 11.49 | 34.24 | 41.99 | 54.00 | -12.01 | Average |
| 9848.000 | 39.17 | 38.58 | 11.49 | 34.24 | 55.00 | 74.00 | -19.00 | Peak |

Note: Emission was scanned up to 26GHz; No emissions were detected above the noise floor which was at least 20dB below the specification limit.

| | | | |
|------------------------|------------------------------|----------------------------|------------|
| Test Mode : | 802.11n HT40 CH03 (2422 MHz) | Temperature : | 21~23℃ |
| Test Engineer : | Jack Liu | Relative Humidity : | 63~65% |
| Frequency Range | 1GHz~3GHz | Polarization : | Horizontal |

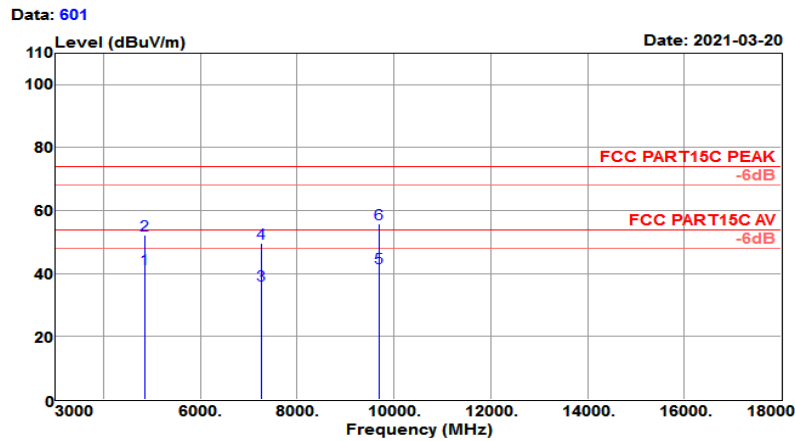
| | | | |
|-----------|------------------------------|---------------|--------------|
| Test Site | : 3m Chamber | Temp/Humi | : 21℃/62% |
| Tested by | : Jack | Pol/Phase | : HORIZONTAL |
| Test Mode | : 802.11N HT40 CH03(2422MHz) | Power rating: | : 120VAC |



| Freq MHz | Reading level dBuV | Antenna factor dB/m | Cable loss dB | Preamp factor dB | level dBuV/m | Limit level dBuV/m | Over limit dB | Remark |
|-------------|--------------------------|---------------------------|---------------------|------------------------|-----------------|--------------------------|---------------------|--------|
| 2422.000 | 102.21 | 27.63 | 4.18 | 35.96 | 98.06 | 74.00 | 24.06 | Peak |

| | | | |
|------------------------|------------------------------|----------------------------|------------|
| Test Mode : | 802.11n HT40 CH03 (2422 MHz) | Temperature : | 21~23℃ |
| Test Engineer : | Jack Liu | Relative Humidity : | 63~65% |
| Frequency Range | 3GHz~18GHz | Polarization : | Horizontal |

| | | | |
|-----------|------------------------------|---------------|--------------|
| Test Site | : 3m Chamber | Temp/Humi | : 21℃/62% |
| Tested by | : Jack | Pol/Phase | : HORIZONTAL |
| Test Mode | : 802.11N HT40 CH03(2422MHz) | Power rating: | : 120VAc |

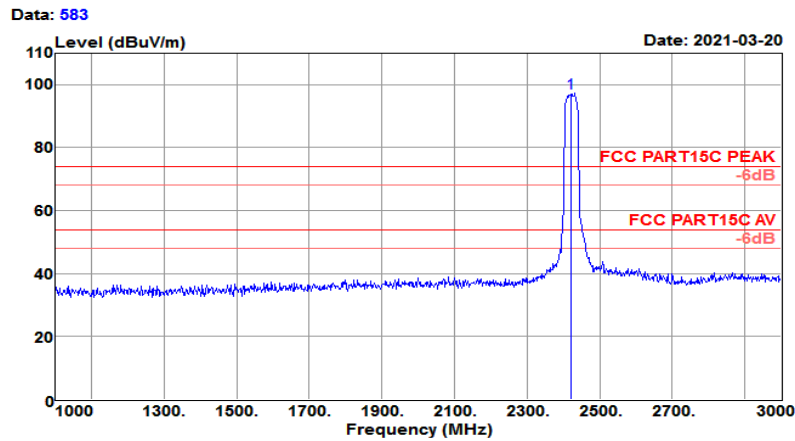


| Freq MHz | Reading level dBuV | Antenna factor dB/m | Cable loss dB | Preamp factor dB | level dBuV/m | Limit level dBuV/m | Over limit dB | Remark |
|-------------|--------------------------|---------------------------|---------------------|------------------------|-----------------|--------------------------|---------------------|---------|
| 4844.000 | 37.80 | 30.98 | 6.74 | 34.07 | 41.45 | 54.00 | -12.55 | Average |
| 4844.000 | 48.71 | 30.98 | 6.74 | 34.07 | 52.36 | 74.00 | -21.64 | Peak |
| 7266.000 | 26.48 | 35.54 | 8.80 | 34.44 | 36.38 | 54.00 | -17.62 | Average |
| 7266.000 | 39.90 | 35.54 | 8.80 | 34.44 | 49.80 | 74.00 | -24.20 | Peak |
| 9688.000 | 26.26 | 38.45 | 11.41 | 34.18 | 41.94 | 54.00 | -12.06 | Average |
| 9688.000 | 39.99 | 38.45 | 11.41 | 34.18 | 55.67 | 74.00 | -18.33 | Peak |

Note: Emission was scanned up to 26GHz; No emissions were detected above the noise floor which was at least 20dB below the specification limit.

| | | | |
|------------------------|------------------------------|----------------------------|----------|
| Test Mode : | 802.11n HT40 CH03 (2422 MHz) | Temperature : | 21~23℃ |
| Test Engineer : | Jack Liu | Relative Humidity : | 63~65% |
| Frequency Range | 1GHz~3GHz | Polarization : | Vertical |

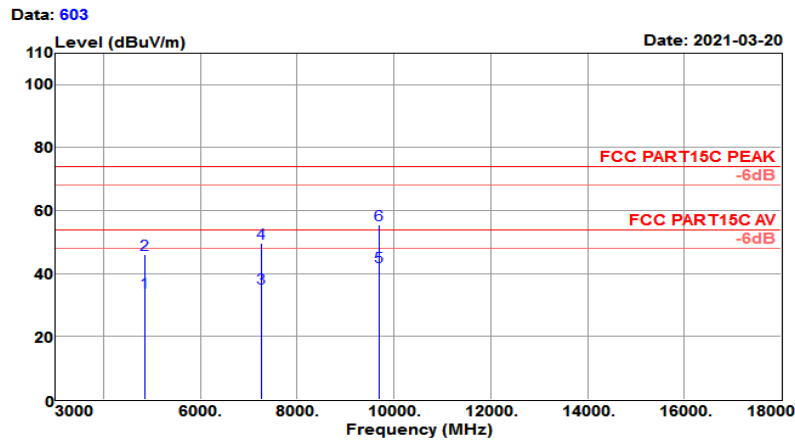
| | | | |
|-----------|------------------------------|---------------|------------|
| Test Site | : 3m Chamber | Temp/Humi | : 21℃/62% |
| Tested by | : Jack | Pol/Phase | : VERTICAL |
| Test Mode | : 802.11N HT40 CH03(2422MHz) | Power rating: | : 120VAc |



| Freq MHz | Reading level dBuV | Antenna factor dB/m | Cable loss dB | Preamp factor dB | level dBuV/m | Limit level dBuV/m | Over limit dB | Remark |
|-------------|--------------------------|---------------------------|---------------------|------------------------|-----------------|--------------------------|---------------------|--------|
| 2422.000 | 101.56 | 27.63 | 4.18 | 35.96 | 97.41 | 74.00 | 23.41 | Peak |

| | | | |
|------------------------|------------------------------|----------------------------|----------|
| Test Mode : | 802.11n HT40 CH03 (2422 MHz) | Temperature : | 21~23℃ |
| Test Engineer : | Jack Liu | Relative Humidity : | 63~65% |
| Frequency Range | 3GHz~18GHz | Polarization : | Vertical |

| | | | |
|-----------|------------------------------|---------------|------------|
| Test Site | : 3m Chamber | Temp/Humi | : 21℃/62% |
| Tested by | : Jack | Pol/Phase | : VERTICAL |
| Test Mode | : 802.11N HT40 CH03(2422MHz) | Power rating: | : 120VAc |

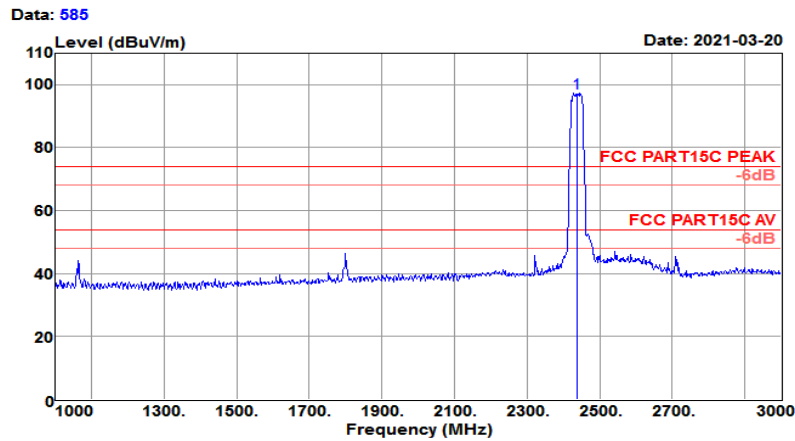


| Freq MHz | Reading level dBuV | Antenna factor dB/m | Cable loss dB | Preamp factor dB | level dBuV/m | Limit level dBuV/m | Over limit dB | Remark |
|-------------|--------------------------|---------------------------|---------------------|------------------------|-----------------|--------------------------|---------------------|---------|
| 4844.000 | 30.59 | 30.98 | 6.74 | 34.07 | 34.24 | 54.00 | -19.76 | Average |
| 4844.000 | 42.43 | 30.98 | 6.74 | 34.07 | 46.08 | 74.00 | -27.92 | Peak |
| 7266.000 | 25.64 | 35.54 | 8.80 | 34.44 | 35.54 | 54.00 | -18.46 | Average |
| 7266.000 | 39.60 | 35.54 | 8.80 | 34.44 | 49.50 | 74.00 | -24.50 | Peak |
| 9688.000 | 26.60 | 38.45 | 11.41 | 34.18 | 42.28 | 54.00 | -11.72 | Average |
| 9688.000 | 39.89 | 38.45 | 11.41 | 34.18 | 55.57 | 74.00 | -18.43 | Peak |

Note: Emission was scanned up to 26GHz; No emissions were detected above the noise floor which was at least 20dB below the specification limit.

| | | | |
|------------------------|-----------------------------|----------------------------|------------|
| Test Mode : | 802.11n HT40 CH06 (2437MHz) | Temperature : | 21~23℃ |
| Test Engineer : | Jack Liu | Relative Humidity : | 63~65% |
| Frequency Range | 1GHz~3GHz | Polarization : | Horizontal |

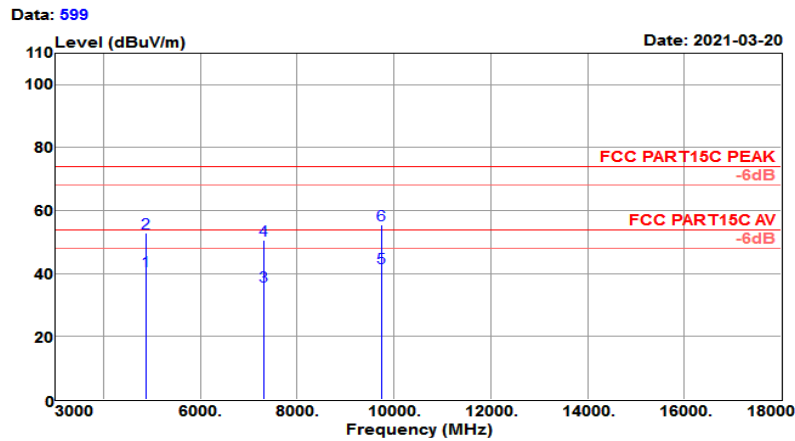
| | | | |
|-----------|------------------------------|---------------|--------------|
| Test Site | : 3m Chamber | Temp/Humi | : 21℃/62% |
| Tested by | : Jack | Pol/Phase | : HORIZONTAL |
| Test Mode | : 802.11N HT40 CH06(2437MHz) | Power rating: | : 120VAC |



| Freq MHz | Reading level dBuV | Antenna factor dB/m | Cable loss dB | Preamp factor dB | level dBuV/m | Limit level dBuV/m | Over limit dB | Remark |
|-------------|--------------------------|---------------------------|---------------------|------------------------|-----------------|--------------------------|---------------------|--------|
| 2437.000 | 101.57 | 27.66 | 4.18 | 35.99 | 97.42 | 74.00 | 23.42 | Peak |

| | | | |
|------------------------|-----------------------------|----------------------------|------------|
| Test Mode : | 802.11n HT40 CH06 (2437MHz) | Temperature : | 21~23℃ |
| Test Engineer : | Jack Liu | Relative Humidity : | 63~65% |
| Frequency Range | 3GHz~18GHz | Polarization : | Horizontal |

| | | | |
|-----------|------------------------------|---------------|--------------|
| Test Site | : 3m Chamber | Temp/Humi | : 21℃/62% |
| Tested by | : Jack | Pol/Phase | : HORIZONTAL |
| Test Mode | : 802.11N HT40 CH06(2437MHz) | Power rating: | : 120VAc |

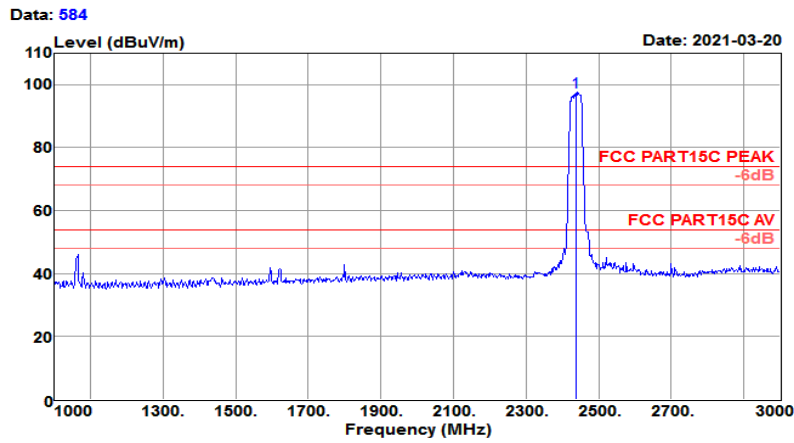


| Freq MHz | Reading level dBuV | Antenna factor dB/m | Cable loss dB | Preamp factor dB | level dBuV/m | Limit level dBuV/m | Over limit dB | Remark |
|-------------|--------------------------|---------------------------|---------------------|------------------------|-----------------|--------------------------|---------------------|---------|
| 4874.000 | 36.82 | 31.02 | 6.97 | 34.04 | 40.77 | 54.00 | -13.23 | Average |
| 4874.000 | 48.81 | 31.02 | 6.97 | 34.04 | 52.76 | 74.00 | -21.24 | Peak |
| 7311.000 | 26.05 | 35.65 | 8.95 | 34.48 | 36.17 | 54.00 | -17.83 | Average |
| 7311.000 | 40.48 | 35.65 | 8.95 | 34.48 | 50.60 | 74.00 | -23.40 | Peak |
| 9748.000 | 26.38 | 38.50 | 11.20 | 34.20 | 41.88 | 54.00 | -12.12 | Average |
| 9748.000 | 40.01 | 38.50 | 11.20 | 34.20 | 55.51 | 74.00 | -18.49 | Peak |

Note: Emission was scanned up to 26GHz; No emissions were detected above the noise floor which was at least 20dB below the specification limit.

| | | | |
|------------------------|-----------------------------|----------------------------|----------|
| Test Mode : | 802.11n HT40 CH06 (2437MHz) | Temperature : | 21~23℃ |
| Test Engineer : | Jack Liu | Relative Humidity : | 63~65% |
| Frequency Range | 1GHz~3GHz | Polarization : | Vertical |

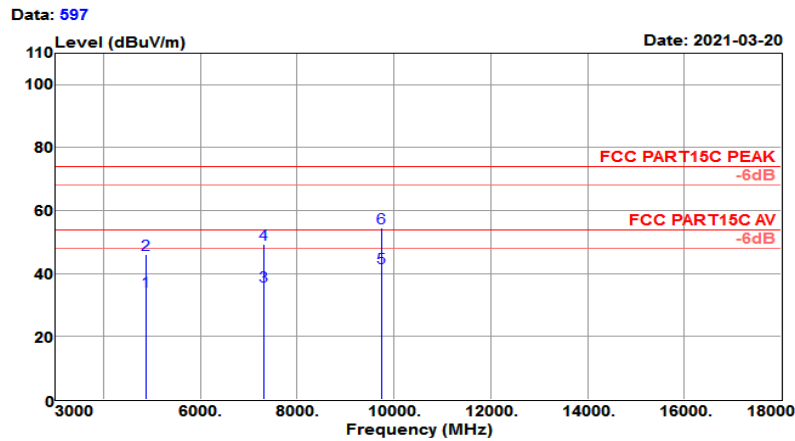
| | | | |
|-----------|------------------------------|---------------|------------|
| Test Site | : 3m Chamber | Temp/Humi | : 21℃/62% |
| Tested by | : Jack | Pol/Phase | : VERTICAL |
| Test Mode | : 802.11N HT40 CH06(2437MHz) | Power rating: | : 120VAc |



| Freq MHz | Reading level dBuV | Antenna factor dB/m | Cable loss dB | Preamp factor dB | level dBuV/m | Limit level dBuV/m | Over limit dB | Remark |
|-------------|--------------------------|---------------------------|---------------------|------------------------|-----------------|--------------------------|---------------------|--------|
| 2437.000 | 101.74 | 27.66 | 4.18 | 35.99 | 97.59 | 74.00 | 23.59 | Peak |

| | | | |
|------------------------|-----------------------------|----------------------------|----------|
| Test Mode : | 802.11n HT40 CH06 (2437MHz) | Temperature : | 21~23℃ |
| Test Engineer : | Jack Liu | Relative Humidity : | 63~65% |
| Frequency Range | 3GHz~18GHz | Polarization : | Vertical |

| | | | |
|-----------|------------------------------|---------------|------------|
| Test Site | : 3m Chamber | Temp/Humi | : 21℃/62% |
| Tested by | : Jack | Pol/Phase | : VERTICAL |
| Test Mode | : 802.11N HT40 CH06(2437MHz) | Power rating: | : 120VAc |

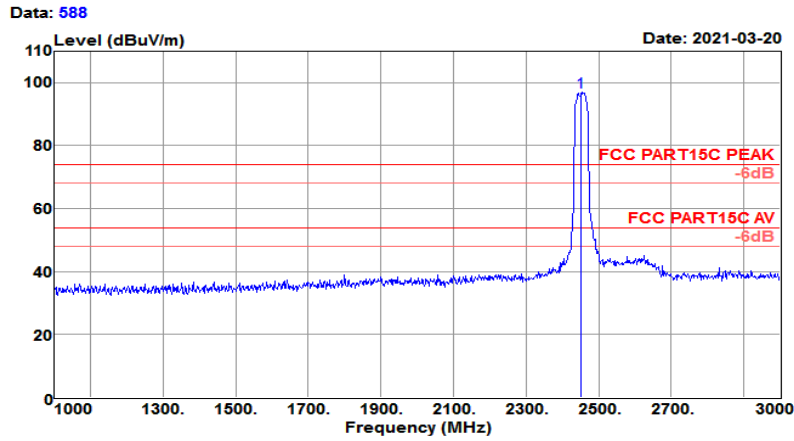


| Freq MHz | Reading level dBuV | Antenna factor dB/m | Cable loss dB | Preamp factor dB | level dBuV/m | Limit level dBuV/m | Over limit dB | Remark |
|-------------|--------------------------|---------------------------|---------------------|------------------------|-----------------|--------------------------|---------------------|---------|
| 4874.000 | 30.59 | 31.02 | 6.97 | 34.04 | 34.54 | 54.00 | -19.46 | Average |
| 4874.000 | 42.17 | 31.02 | 6.97 | 34.04 | 46.12 | 74.00 | -27.88 | Peak |
| 7311.000 | 25.81 | 35.65 | 8.95 | 34.48 | 35.93 | 54.00 | -18.07 | Average |
| 7311.000 | 39.35 | 35.65 | 8.95 | 34.48 | 49.47 | 74.00 | -24.53 | Peak |
| 9748.000 | 26.34 | 38.50 | 11.20 | 34.20 | 41.84 | 54.00 | -12.16 | Average |
| 9748.000 | 39.15 | 38.50 | 11.20 | 34.20 | 54.65 | 74.00 | -19.35 | Peak |

Note: Emission was scanned up to 26GHz; No emissions were detected above the noise floor which was at least 20dB below the specification limit.

| | | | |
|------------------------|-----------------------------|----------------------------|------------|
| Test Mode : | 802.11n HT40 CH09(2452 MHz) | Temperature : | 21~23℃ |
| Test Engineer : | Jack Liu | Relative Humidity : | 63~65% |
| Frequency Range | 1GHz~3GHz | Polarization : | Horizontal |

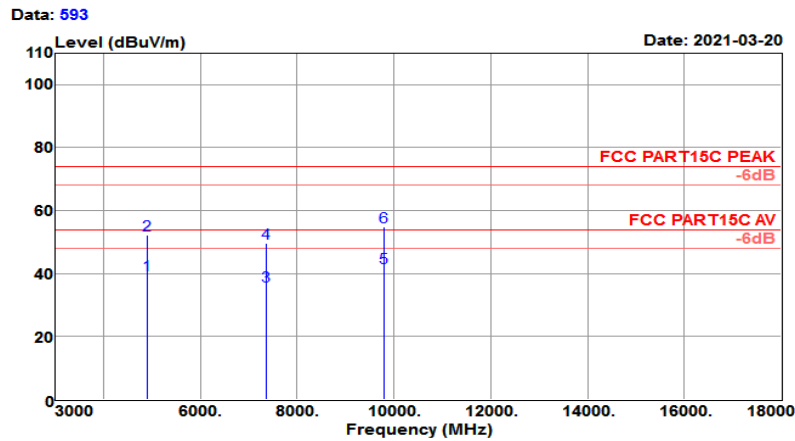
| | | | |
|-----------|------------------------------|---------------|--------------|
| Test Site | : 3m Chamber | Temp/Humi | : 21℃/62% |
| Tested by | : Jack | Pol/Phase | : HORIZONTAL |
| Test Mode | : 802.11N HT40 CH09(2452MHz) | Power rating: | : 120VAC |



| Freq MHz | Reading level dBuV | Antenna factor dB/m | Cable loss dB | Preamp factor dB | level dBuV/m | Limit level dBuV/m | Over limit dB | Remark |
|-------------|--------------------------|---------------------------|---------------------|------------------------|-----------------|--------------------------|---------------------|--------|
| 2452.000 | 101.12 | 27.69 | 4.18 | 36.03 | 96.96 | 74.00 | 22.96 | Peak |

| | | | |
|------------------------|-----------------------------|----------------------------|------------|
| Test Mode : | 802.11n HT40 CH09(2452 MHz) | Temperature : | 21~23℃ |
| Test Engineer : | Jack Liu | Relative Humidity : | 63~65% |
| Frequency Range | 3GHz~18GHz | Polarization : | Horizontal |

| | | | |
|-----------|------------------------------|---------------|--------------|
| Test Site | : 3m Chamber | Temp/Humi | : 21℃/62% |
| Tested by | : Jack | Pol/Phase | : HORIZONTAL |
| Test Mode | : 802.11N HT40 CH09(2452MHz) | Power rating: | : 120VAc |

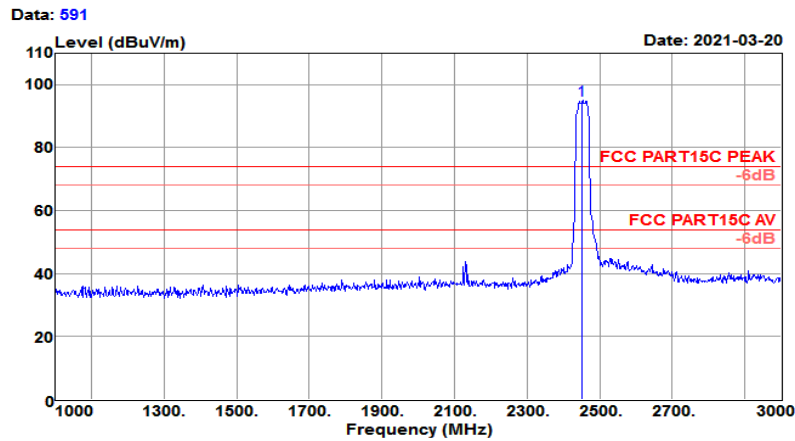


| Freq MHz | Reading level dBuV | Antenna factor dB/m | Cable loss dB | Preamp factor dB | level dBuV/m | Limit level dBuV/m | Over limit dB | Remark |
|-------------|--------------------------|---------------------------|---------------------|------------------------|-----------------|--------------------------|---------------------|---------|
| 4904.000 | 35.25 | 31.07 | 7.20 | 34.01 | 39.51 | 54.00 | -14.49 | Average |
| 4904.000 | 47.97 | 31.07 | 7.20 | 34.01 | 52.23 | 74.00 | -21.77 | Peak |
| 7356.000 | 25.85 | 35.75 | 9.09 | 34.52 | 36.17 | 54.00 | -17.83 | Average |
| 7356.000 | 39.34 | 35.75 | 9.09 | 34.52 | 49.66 | 74.00 | -24.34 | Peak |
| 9808.000 | 26.34 | 38.55 | 11.10 | 34.22 | 41.77 | 54.00 | -12.23 | Average |
| 9808.000 | 39.41 | 38.55 | 11.10 | 34.22 | 54.84 | 74.00 | -19.16 | Peak |

Note: Emission was scanned up to 26GHz; No emissions were detected above the noise floor which was at least 20dB below the specification limit..

| | | | |
|------------------------|-----------------------------|----------------------------|----------|
| Test Mode : | 802.11n HT40 CH09(2452 MHz) | Temperature : | 21~23℃ |
| Test Engineer : | Jack Liu | Relative Humidity : | 63~65% |
| Frequency Range | 1GHz~3GHz | Polarization : | Vertical |

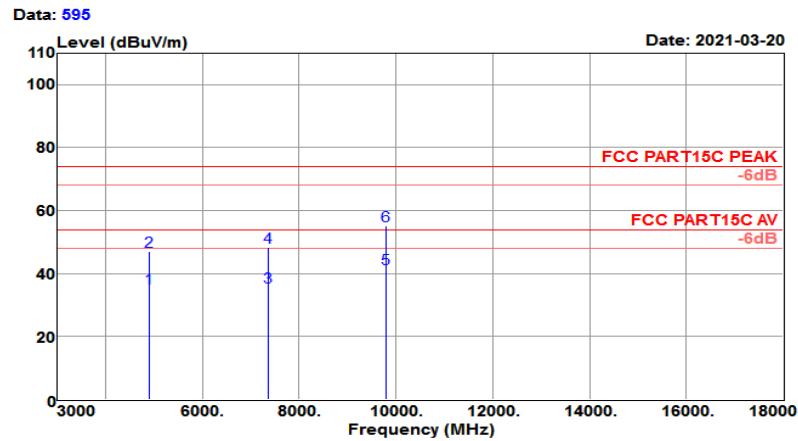
| | | | |
|-----------|------------------------------|---------------|------------|
| Test Site | : 3m Chamber | Temp/Humi | : 21℃/62% |
| Tested by | : Jack | Pol/Phase | : VERTICAL |
| Test Mode | : 802.11N HT40 CH09(2452MHz) | Power rating: | : 120VAc |



| Freq MHz | Reading level dBuV | Antenna factor dB/m | Cable loss dB | Preamp factor dB | level dBuV/m | Limit level dBuV/m | Over limit dB | Remark |
|-------------|--------------------------|---------------------------|---------------------|------------------------|-----------------|--------------------------|---------------------|--------|
| 2452.000 | 99.24 | 27.69 | 4.18 | 36.03 | 95.08 | 74.00 | 21.08 | Peak |

| | | | |
|------------------------|-----------------------------|----------------------------|----------|
| Test Mode : | 802.11n HT40 CH09(2452 MHz) | Temperature : | 21~23°C |
| Test Engineer : | Jack Liu | Relative Humidity : | 63~65% |
| Frequency Range | 3GHz~18GHz | Polarization : | Vertical |

| | | | |
|-----------|------------------------------|---------------|------------|
| Test Site | : 3m Chamber | Temp/Humi | : 21°C/62% |
| Tested by | : Jack | Pol/Phase | : VERTICAL |
| Test Mode | : 802.11N HT40 CH09(2452MHz) | Power rating: | : 120VAc |



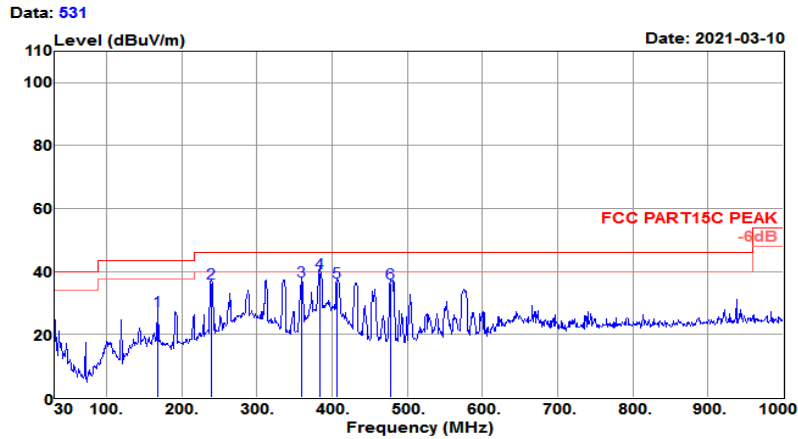
| Freq MHz | Reading level dBuV | Antenna factor dB/m | Cable loss dB | Preamp factor dB | level dBuV/m | Limit level dBuV/m | Over limit dB | Remark |
|----------|--------------------|---------------------|---------------|------------------|--------------|--------------------|---------------|---------|
| 4904.000 | 31.26 | 31.07 | 7.20 | 34.01 | 35.52 | 54.00 | -18.48 | Average |
| 4904.000 | 42.76 | 31.07 | 7.20 | 34.01 | 47.02 | 74.00 | -26.98 | Peak |
| 7356.000 | 25.49 | 35.75 | 9.09 | 34.52 | 35.81 | 54.00 | -18.19 | Average |
| 7356.000 | 38.11 | 35.75 | 9.09 | 34.52 | 48.43 | 74.00 | -25.57 | Peak |
| 9808.000 | 26.17 | 38.55 | 11.10 | 34.22 | 41.60 | 54.00 | -12.40 | Average |
| 9808.000 | 39.66 | 38.55 | 11.10 | 34.22 | 55.09 | 74.00 | -18.91 | Peak |

Note: Emission was scanned up to 26GHz; No emissions were detected above the noise floor which was at least 20dB below the specification limit.

4.5.2 Test Result of Radiated Spurious Emission (30MHz ~ 1GHz)

| | | | |
|------------------------|-------------------------|----------------------------|------------|
| Test Mode : | 802.11b CH01 (2412 MHz) | Temperature : | 21~25°C |
| Test Engineer : | Jack Liu | Relative Humidity : | 63~65% |
| Frequency Range | 30MHz~1GHz | Polarization : | Horizontal |

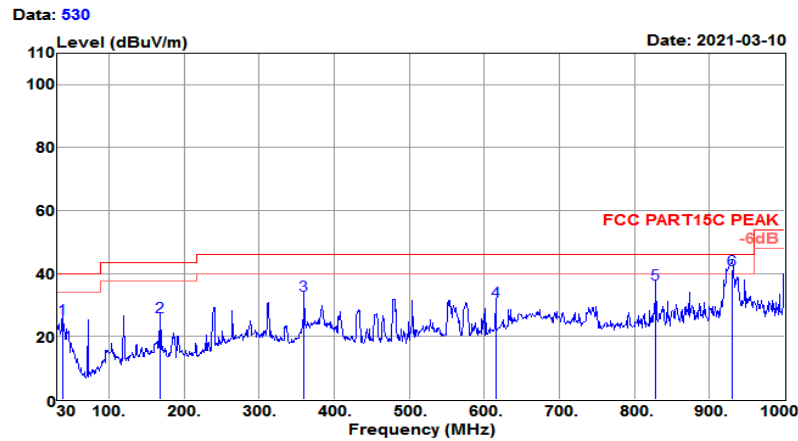
| | | | |
|-----------|-------------------------|--------------|--------------|
| Test Site | : 3m Chamber | Temp/Humi | : 25°C / 64% |
| Tested by | : Jack | Pol/Phase | : HORIZONTAL |
| Test Mode | : 802.11b CH01(2412MHz) | Power rating | : 120VAC |



| Freq MHz | Reading level dBuV | Antenna factor dB/m | Cable loss dB | Preamp factor dB | level dBuV/m | Limit level dBuV/m | Over limit dB | Remark |
|-------------|--------------------------|---------------------------|---------------------|------------------------|-----------------|--------------------------|---------------------|--------|
| 167.740 | 44.07 | 13.41 | 2.51 | 32.48 | 27.51 | 43.50 | -15.99 | QP |
| 239.520 | 53.20 | 12.58 | 3.02 | 32.48 | 36.32 | 46.00 | -9.68 | QP |
| 359.800 | 50.68 | 15.00 | 3.74 | 32.53 | 36.89 | 46.00 | -9.11 | QP |
| 384.050 | 52.69 | 15.48 | 3.88 | 32.54 | 39.51 | 46.00 | -6.49 | QP |
| 406.360 | 49.10 | 15.99 | 4.00 | 32.56 | 36.53 | 46.00 | -9.47 | QP |
| 477.170 | 47.16 | 17.63 | 4.32 | 32.61 | 36.50 | 46.00 | -9.50 | QP |

| | | | |
|------------------------|-------------------------|----------------------------|----------|
| Test Mode : | 802.11b CH01 (2412 MHz) | Temperature : | 21~25°C |
| Test Engineer : | Jack Liu | Relative Humidity : | 63~65% |
| Frequency Range | 30MHz~1GHz | Polarization : | Vertical |

| | | | |
|-----------|-------------------------|---------------|------------|
| Test Site | : 3m Chamber | Temp/Humi | : 25°C/64% |
| Tested by | : Jack | Pol/Phase | : VERTICAL |
| Test Mode | : 802.11b CH01(2412MHz) | Power rating: | 120VAc |



| Freq MHz | Reading level dBuV | Antenna factor dB/m | Cable loss dB | Preamp factor dB | level dBuV/m | Limit level dBuV/m | Over limit dB | Remark |
|-------------|--------------------------|---------------------------|---------------------|------------------------|-----------------|--------------------------|---------------------|--------|
| 37.760 | 44.45 | 12.41 | 1.20 | 32.47 | 25.59 | 40.00 | -14.41 | QP |
| 167.740 | 42.91 | 13.41 | 2.51 | 32.48 | 26.35 | 43.50 | -17.15 | QP |
| 359.800 | 46.90 | 15.00 | 3.74 | 32.53 | 33.11 | 46.00 | -12.89 | QP |
| 614.910 | 38.65 | 20.21 | 4.93 | 32.68 | 31.11 | 46.00 | -14.89 | QP |
| 828.310 | 40.36 | 22.63 | 5.81 | 32.28 | 36.52 | 46.00 | -9.48 | QP |
| 930.160 | 43.12 | 24.04 | 6.13 | 32.16 | 41.13 | 46.00 | -4.87 | QP |

4.6 AC Conducted Emission Measurement

4.6.1 Limit of AC Conducted Emission

FCC §15.207

IC RSS-GEN 8.8

For equipment that is designed to be connected to the public utility (AC) power line, the radio frequency voltage that is conducted back onto the AC power line on any frequency or frequencies within the band 150 kHz to 30 MHz shall not exceed the limits in the following table.

| Frequency of emission (MHz) | Conducted limit (dB μ V) | |
|-----------------------------|------------------------------|-----------|
| | Quasi-peak | Average |
| 0.15-0.5 | 66 to 56* | 56 to 46* |
| 0.5-5 | 56 | 46 |
| 5-30 | 60 | 50 |

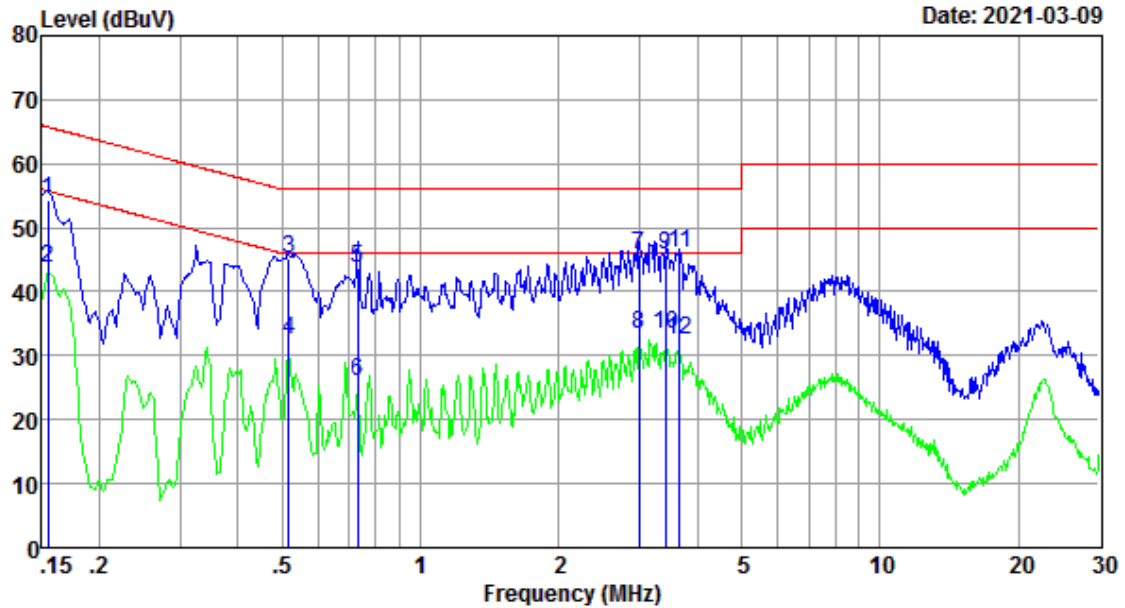
*Decreases with the logarithm of the frequency.

4.6.2 Test Procedures

1. The EUT was placed 0.4 meter from the conducting wall of the shielding room was kept at least 80 centimeters from any other grounded conducting surface.
2. Connect EUT to the power mains through a line impedance stabilization network (LISN).
3. All the support units are connecting to the other LISN.
4. The LISN provides 50 ohm coupling impedance for the measuring instrument.
5. The FCC states that a 50 ohm, 50 microhenry LISN should be used.
6. Both sides of AC line were checked for maximum conducted interference.
7. The frequency range from 150 kHz to 30 MHz was searched.
8. Set the test-receiver system to Peak Detect Function and specified bandwidth (IF Bandwidth = 9kHz) with Maximum Hold Mode. Then measurement is also conducted by Average Detector and Quasi-Peak Detector Function respectively.

4.6.3 Test Result of AC Conducted Emission

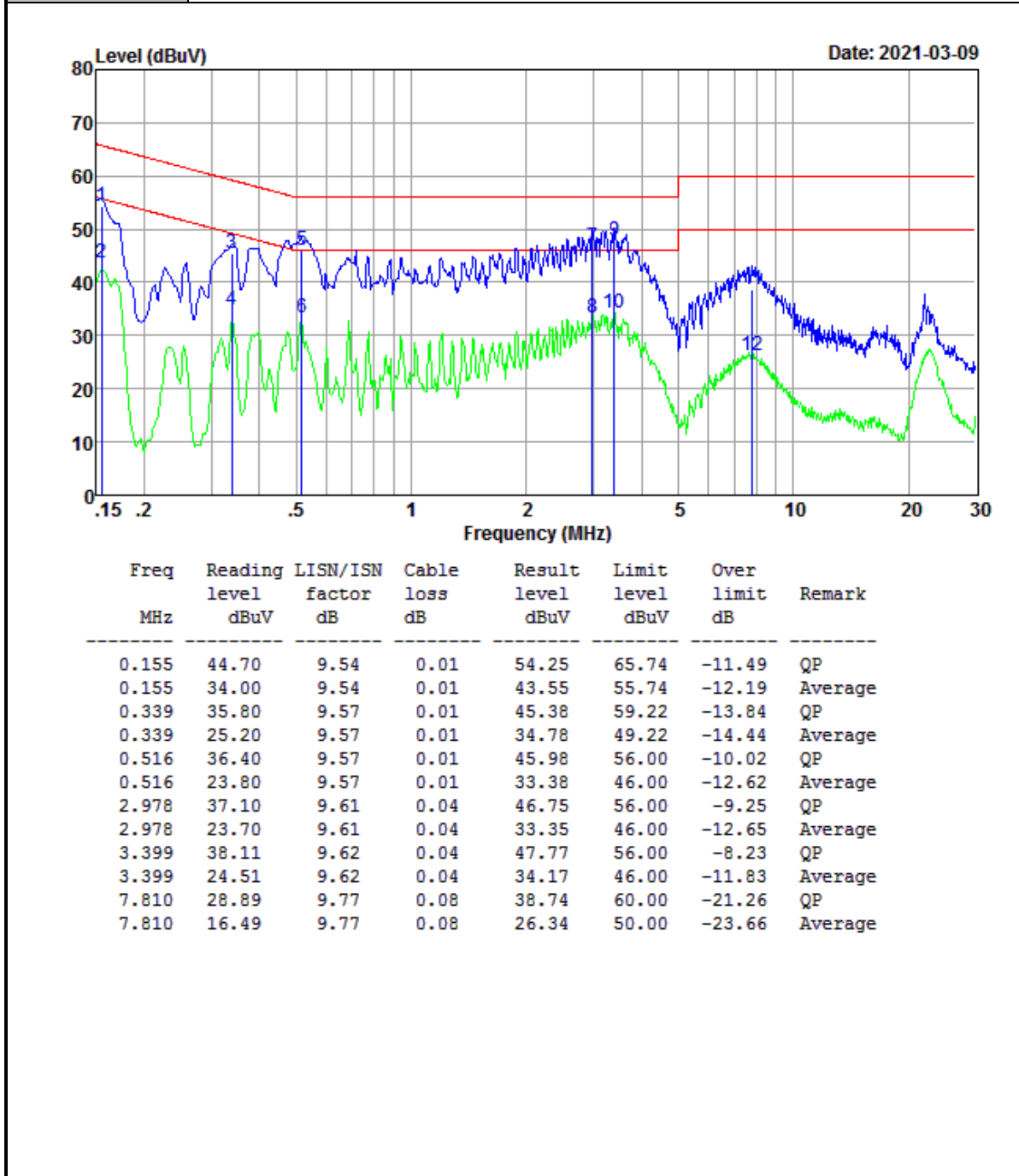
| | | | |
|-----------------|-------------------------|---------------------|------|
| Test Mode : | Mode 1 | Temperature : | 20°C |
| Test Engineer : | Jack Liu | Relative Humidity : | 64% |
| Test Voltage : | 120Vac / 60Hz | Phase : | Line |
| Function Type : | WLAN Linking + Lighting | | |



| Freq MHz | Reading level dBuV | LISN/ISN factor dB | Cable loss dB | Result level dBuV | Limit level dBuV | Over limit dB | Remark |
|-------------|--------------------------|--------------------------|---------------------|-------------------------|------------------------|---------------------|---------|
| 0.155 | 44.80 | 9.55 | 0.01 | 54.36 | 65.74 | -11.38 | QP |
| 0.155 | 34.00 | 9.55 | 0.01 | 43.56 | 55.74 | -12.18 | Average |
| 0.516 | 35.50 | 9.58 | 0.01 | 45.09 | 56.00 | -10.91 | QP |
| 0.516 | 23.00 | 9.58 | 0.01 | 32.59 | 46.00 | -13.41 | Average |
| 0.731 | 34.00 | 9.58 | 0.02 | 43.60 | 56.00 | -12.40 | QP |
| 0.731 | 16.30 | 9.58 | 0.02 | 25.90 | 46.00 | -20.10 | Average |
| 2.993 | 36.20 | 9.61 | 0.04 | 45.85 | 56.00 | -10.15 | QP |
| 2.993 | 23.80 | 9.61 | 0.04 | 33.45 | 46.00 | -12.55 | Average |
| 3.417 | 36.01 | 9.62 | 0.04 | 45.67 | 56.00 | -10.33 | QP |
| 3.417 | 23.81 | 9.62 | 0.04 | 33.47 | 46.00 | -12.53 | Average |
| 3.661 | 36.30 | 9.63 | 0.05 | 45.98 | 56.00 | -10.02 | QP |
| 3.661 | 22.70 | 9.63 | 0.05 | 32.38 | 46.00 | -13.62 | Average |

Result Level= Reading Level + LISN Factor + Cable Loss

| | | | |
|------------------------|-------------------------|----------------------------|---------|
| Test Mode : | Mode 1 | Temperature : | 20°C |
| Test Engineer : | Jack Liu | Relative Humidity : | 64% |
| Test Voltage : | 125Vac / 60Hz | Phase : | NEUTRAL |
| Function Type : | WLAN Linking + Lighting | | |



Result Level= Reading Level + LISN Factor + Cable Loss

4.7 Antenna Requirements

4.7.1 Standard Applicable

According to antenna requirement of §15.203.

An intentional radiator shall be designed to ensure that no antenna other than that furnished by the responsible party shall be used with the device. The use of a permanently attached antenna or of an antenna that uses a unique coupling to the intentional radiator shall be considered sufficient to comply with the provisions of this Section. The manufacturer may design the unit so that a broken antenna can be re-placed by the user, but the use of a standard antenna jack or electrical connector is prohibited. This requirement does not apply to carrier current devices or to devices operated under the provisions of Sections 15.211, 15.213, 15.217, 15.219, or 15.221. Further, this requirement does not apply to intentional radiators that must be professionally installed, such as perimeter protection systems and some field disturbance sensors, or to other intentional radiators which, in accordance with Section 15.31(d), must be measured at the installation site. However, the installer shall be responsible for ensuring that the proper antenna is employed so that the limits in this Part are not exceeded..

And according to §15.247(4)(1), system operating in the 2400-2483.5MHz bands that are used exclusively for fixed, point-to-point operations may employ transmitting antennas with directional gain greater than 6dBi provided the maximum peak output power of the intentional radiator is reduced by 1 dB for every 3 dB that the directional gain of the antenna exceeds 6dBi.

4.7.2 Antenna Connected Construction

An PCB antenna design is used.

4.7.3 Antenna Gain

The antenna peak gain of EUT is less than 6 dBi. Therefore, it is not necessary to reduce maximum peak output power limit.

5 List of Measuring Equipment

| Instrument | Manufacturer | Model No. | Serial No. | Calibration Date | Due Date | Remark |
|-------------------------------|--------------|-----------|------------|------------------|------------|-----------|
| Spectrum Analyzer | Keysight | N9010A | MY56070788 | 2021-01-05 | 2022-01-04 | Conducted |
| Power Sensor | Keysight | U2021XA | MY56510025 | 2021-01-05 | 2022-01-04 | Conducted |
| Power Sensor | Keysight | U2021XA | MY57030005 | 2021-01-05 | 2022-01-04 | Conducted |
| Power Sensor | Keysight | U2021XA | MY56510018 | 2021-01-05 | 2022-01-04 | Conducted |
| Power Sensor | Keysight | U2021XA | MY56480002 | 2021-01-05 | 2022-01-04 | Conducted |
| Thermal Chamber | Howkin | UHL-34 | 19111801 | 2020-05-09 | 2021-05-08 | Conducted |
| Base Station | R&S | CMW 270 | 101231 | 2021-01-05 | 2022-01-04 | Conducted |
| Signal Generator (Interferer) | Keysight | N5182B | MY56200384 | 2021-01-05 | 2022-01-04 | Conducted |
| Signal Generator (Blocker) | Keysight | N5171B | MY56200661 | 2021-01-05 | 2022-01-04 | Conducted |

| Instrument | Manufacturer | Model No. | Serial No. | Calibration Date | Due Date | Remark |
|-------------------|---------------|---------------|------------|------------------|------------|-----------|
| Spectrum Analyzer | R&S | FSV 40 | 101433 | 2021-01-05 | 2022-01-04 | Radiation |
| Amplifier | Sonoma | 310 | 363917 | 2021-01-06 | 2022-01-05 | Radiation |
| Amplifier | Schwarzbeck | BBV 9718 | 327 | 2021-01-06 | 2022-01-05 | Radiation |
| Amplifier | Narda | TTA1840-35-HG | 2034380 | 2020-05-14 | 2021-05-15 | Radiation |
| Loop Antenna | Schwarzbeck | FMZB 1519B | 1519B-051 | 2020-02-14 | 2023-02-13 | Radiation |
| Broadband Antenna | Schwarzbeck | VULB 9168 | 9168-757 | 2020-09-27 | 2023-09-26 | Radiation |
| Horn Antenna | Schwarzbeck | BBHA 9120 D | 1677 | 2020-02-14 | 2023-02-13 | Radiation |
| Horn Antenna | COM-POWER | AH-1840 | 101117 | 2018-06-20 | 2021-06-19 | Radiation |
| Test Software | Audix | E3 | 6.111221a | N/A | N/A | Radiation |
| Filter | Micro-Tronics | BRM 50702 | G266 | N/A | N/A | Radiation |

| Instrument | Manufacturer | Model No. | Serial No. | Calibration Date | Due Date | Remark |
|-------------------|--------------|-----------|------------|------------------|------------|-----------|
| LISN | R&S | ENV216 | 102125 | 2021-01-05 | 2022-01-04 | Conducted |
| LISN | R&S | ENV432 | 101327 | 2021-01-06 | 2022-01-05 | Conducted |
| EMI Test Receiver | R&S | ESR3 | 102143 | 2021-01-06 | 2022-01-05 | Conducted |
| EMI Test Software | Audix | E3 | N/A | N/A | N/A | Conducted |

N/A: No Calibration Required

6 Uncertainty of Evaluation

Where relevant, the following measurement uncertainty levels have been estimated for tests performed on the EUT as specified in CISPR 16-4-2:

| MEASUREMENT | FREQUENCY | UNCERTAINTY |
|---------------------|---------------|-------------|
| Conducted emissions | 9kHz~30MHz | 2.42dB |
| Radiated emission | 30MHz ~ 1GMHz | 2.50dB |
| | 1GHz ~ 18GHz | 3.51dB |
| | 18GHz ~ 40GHz | 3.96dB |

| MEASUREMENT | UNCERTAINTY |
|----------------------------|-------------|
| Occupied Channel Bandwidth | ±196.4Hz |
| RF output power, conducted | ±2.31dB |
| Power density, conducted | ±2.31dB |

This uncertainty represents an expanded uncertainty expressed at approximately the 95% confidence level using a coverage factor of $k=2$.

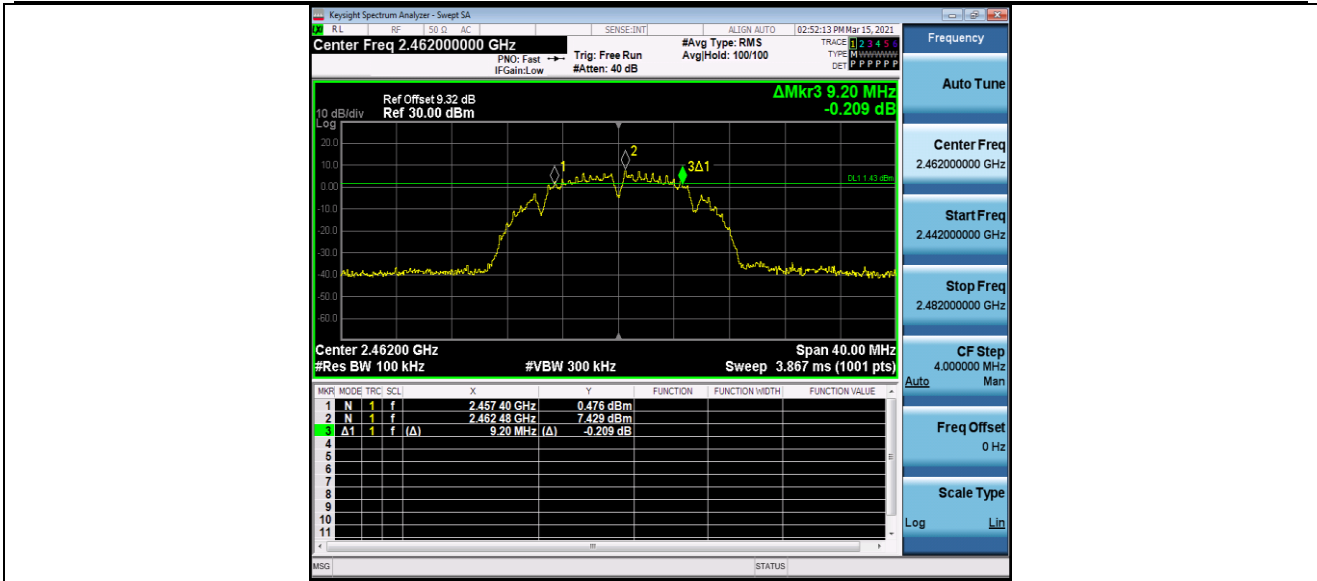
Appendix A: DTS Bandwidth

Test Result

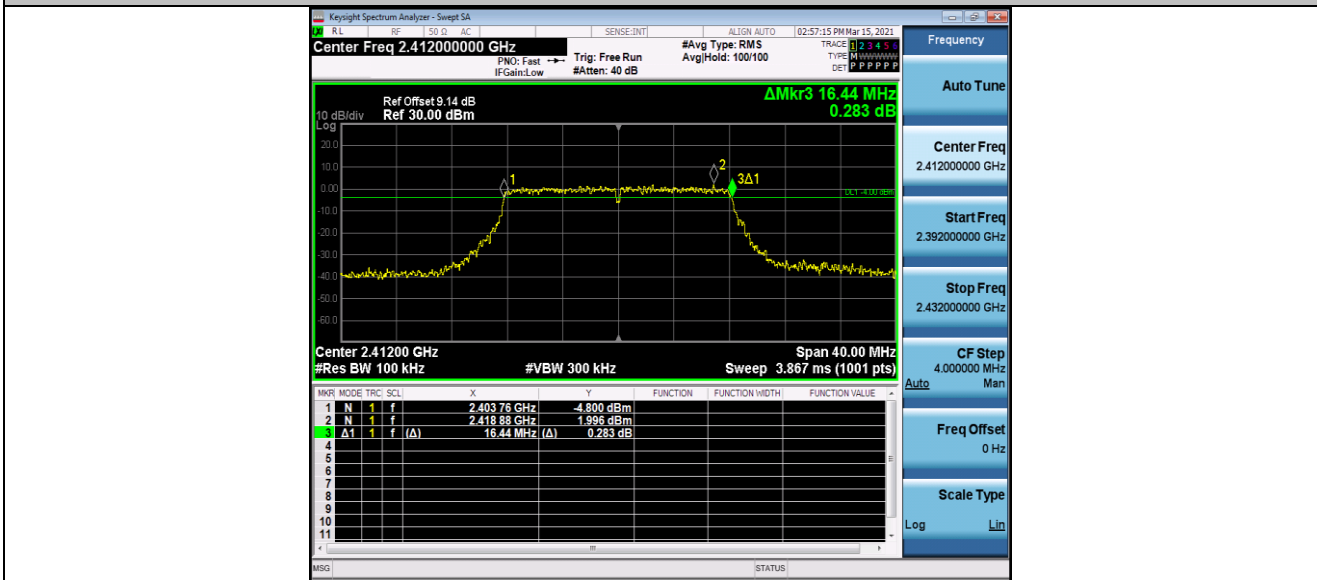
| TestMode | Antenna | Channel | DTS BW [MHz] | FL[MHz] | FH[MHz] | Limit[MHz] | Verdict |
|-----------|---------|---------|--------------|----------|----------|------------|---------|
| 11B | Ant1 | 2412 | 8.680 | 2407.880 | 2416.560 | >=0.5 | PASS |
| | | 2437 | 10.080 | 2431.960 | 2442.040 | >=0.5 | PASS |
| | | 2462 | 9.200 | 2457.400 | 2466.600 | >=0.5 | PASS |
| 11G | Ant1 | 2412 | 16.440 | 2403.760 | 2420.200 | >=0.5 | PASS |
| | | 2437 | 16.480 | 2428.760 | 2445.240 | >=0.5 | PASS |
| | | 2462 | 16.480 | 2453.720 | 2470.200 | >=0.5 | PASS |
| 11N20SISO | Ant1 | 2412 | 17.160 | 2403.400 | 2420.560 | >=0.5 | PASS |
| | | 2437 | 17.120 | 2428.400 | 2445.520 | >=0.5 | PASS |
| | | 2462 | 17.120 | 2453.400 | 2470.520 | >=0.5 | PASS |
| 11N40SISO | Ant1 | 2422 | 33.120 | 2405.440 | 2438.560 | >=0.5 | PASS |
| | | 2437 | 32.960 | 2420.360 | 2453.320 | >=0.5 | PASS |
| | | 2452 | 33.280 | 2435.280 | 2468.560 | >=0.5 | PASS |

Test Graphs

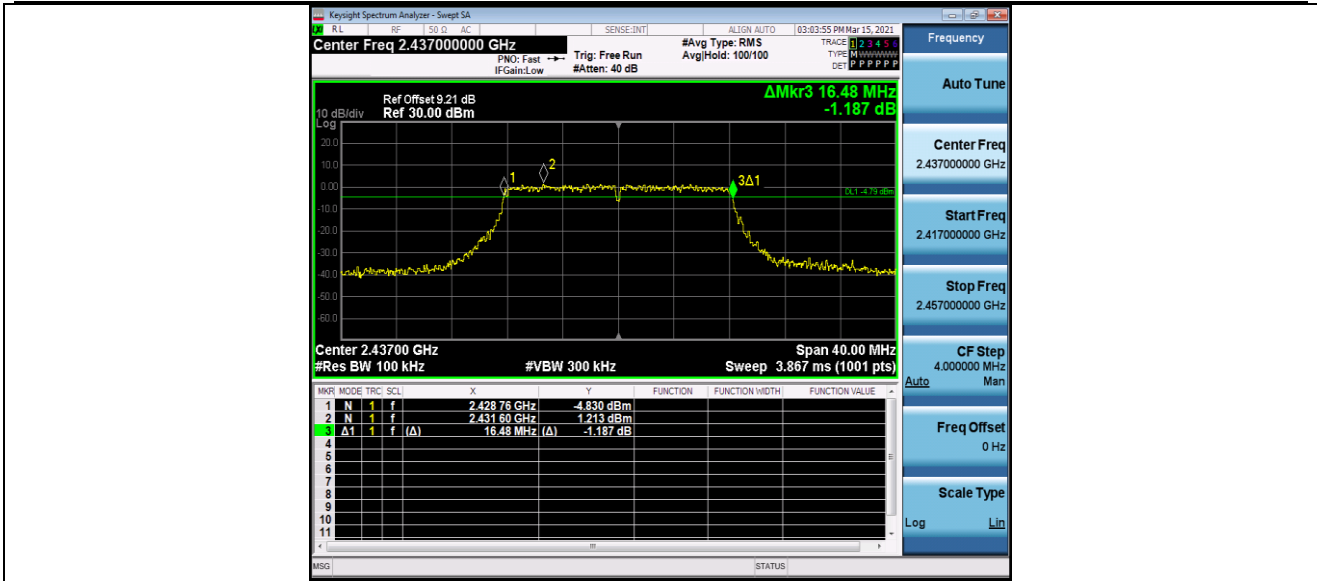




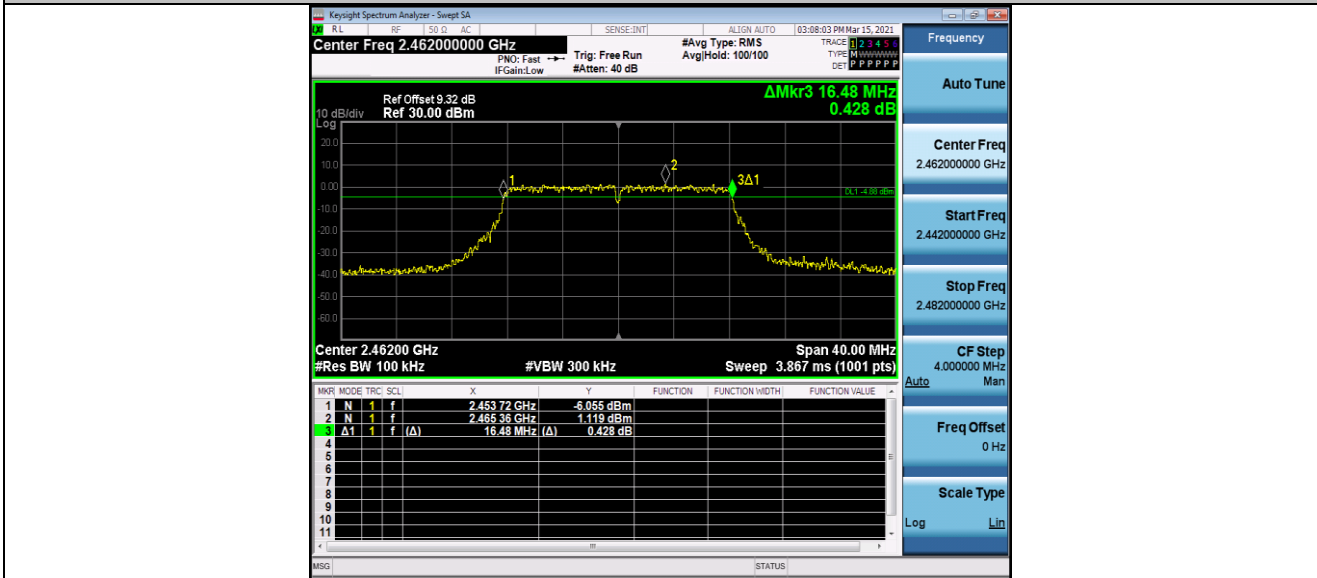
11G_Ant1_2412



11G_Ant1_2437



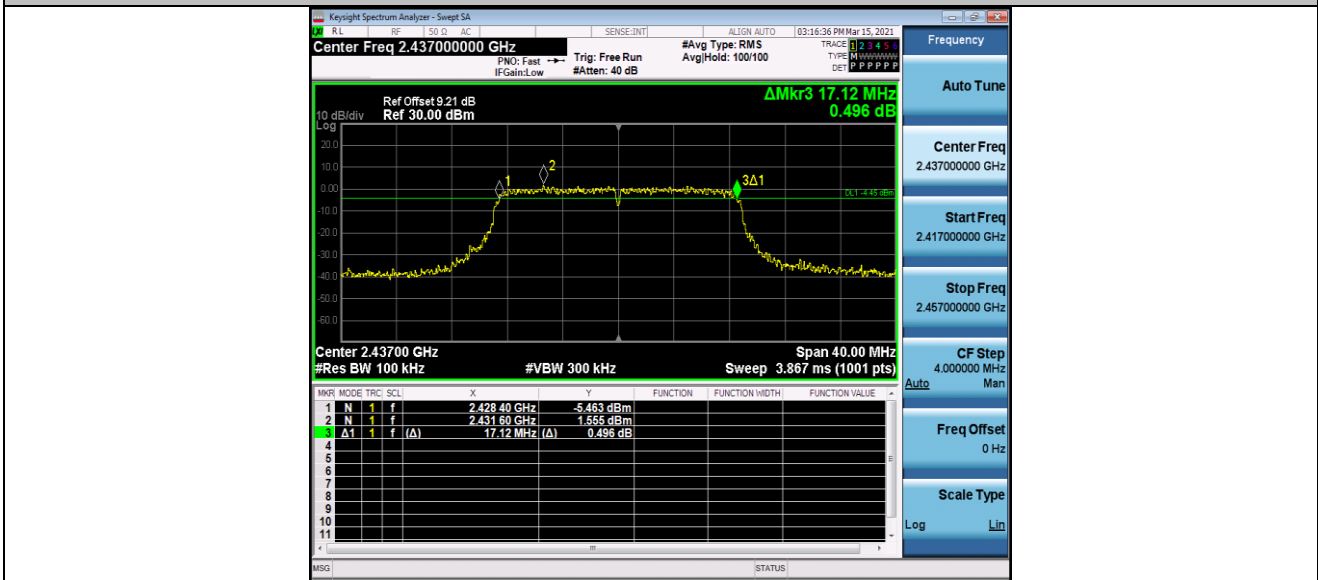
11G_Ant1_2462



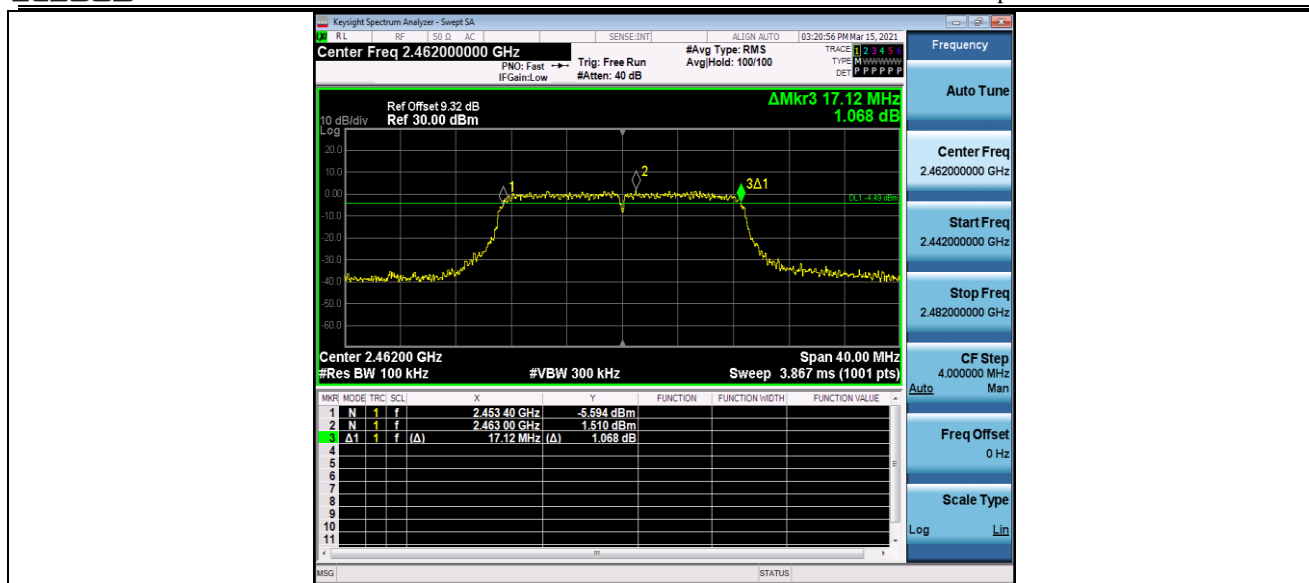
11N20SISO_Ant1_2412



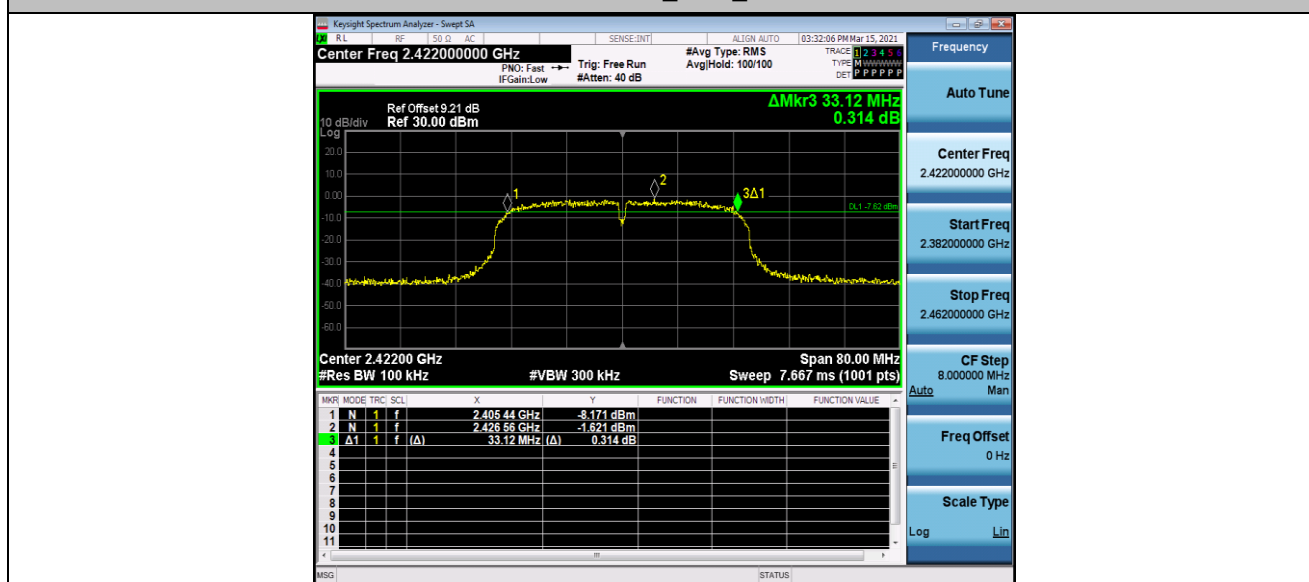
11N20SISO_Ant1_2437



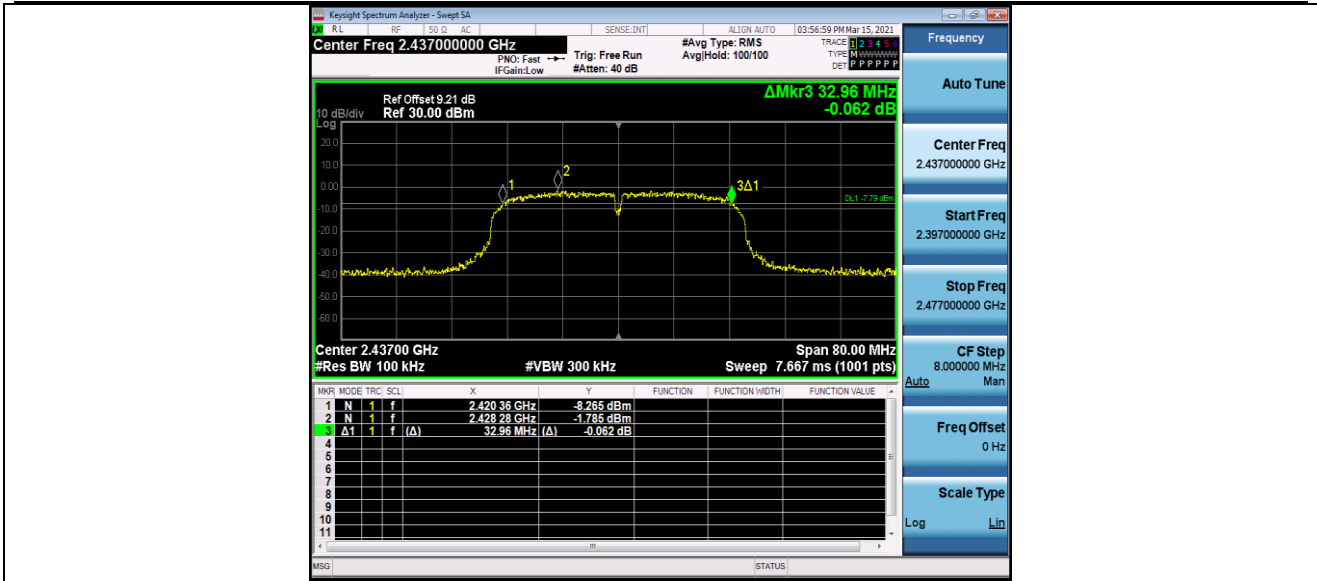
11N20SISO_Ant1_2462



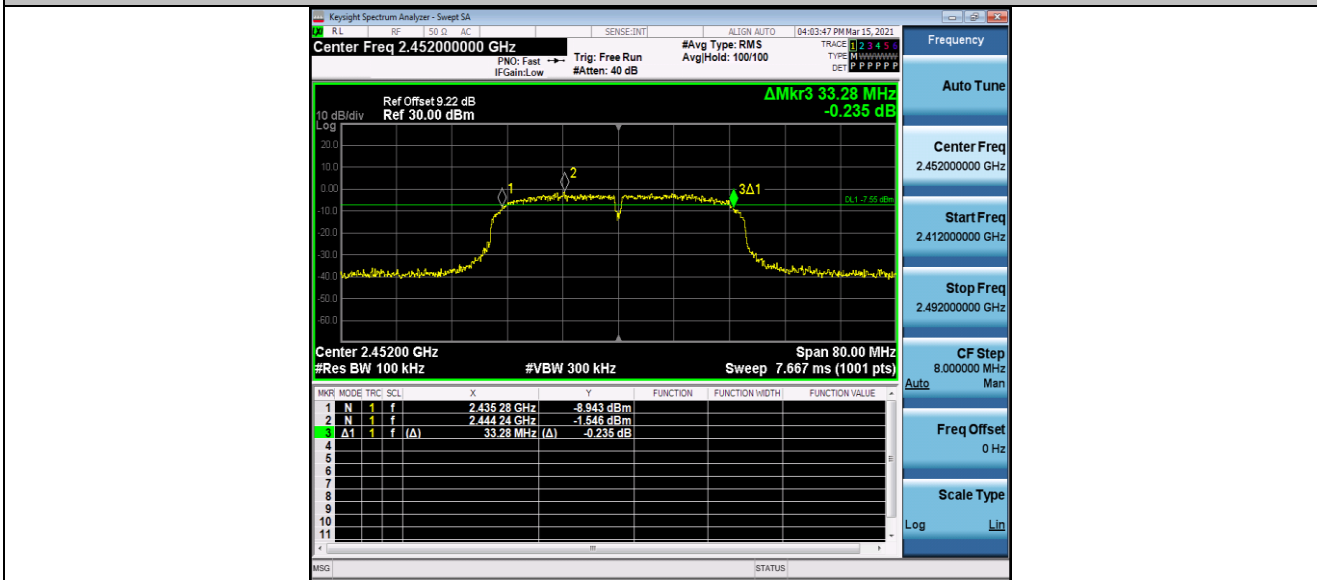
11N40SISO_Ant1_2422



11N40SISO_Ant1_2437



11N40SISO_Ant1_2452

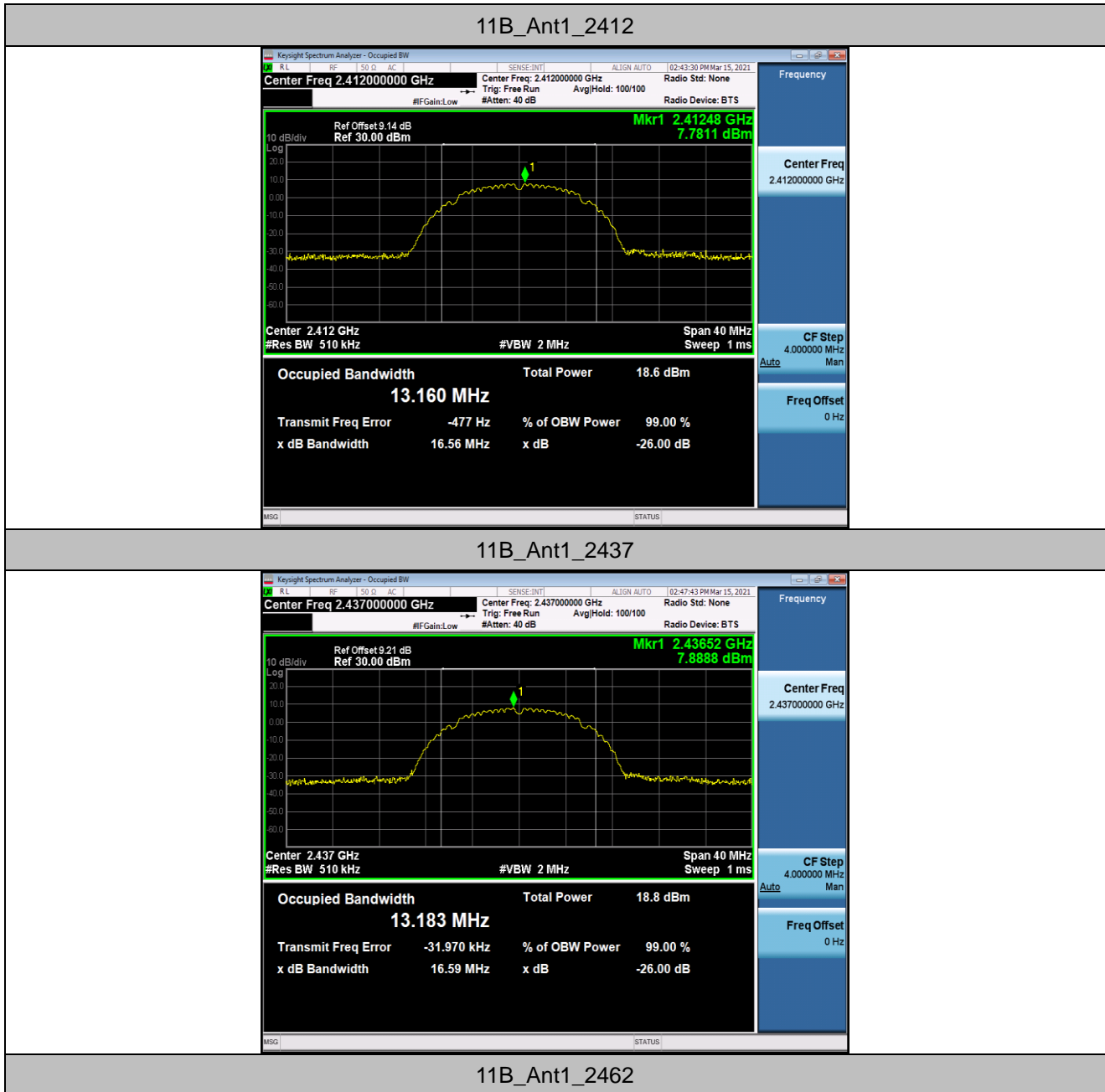


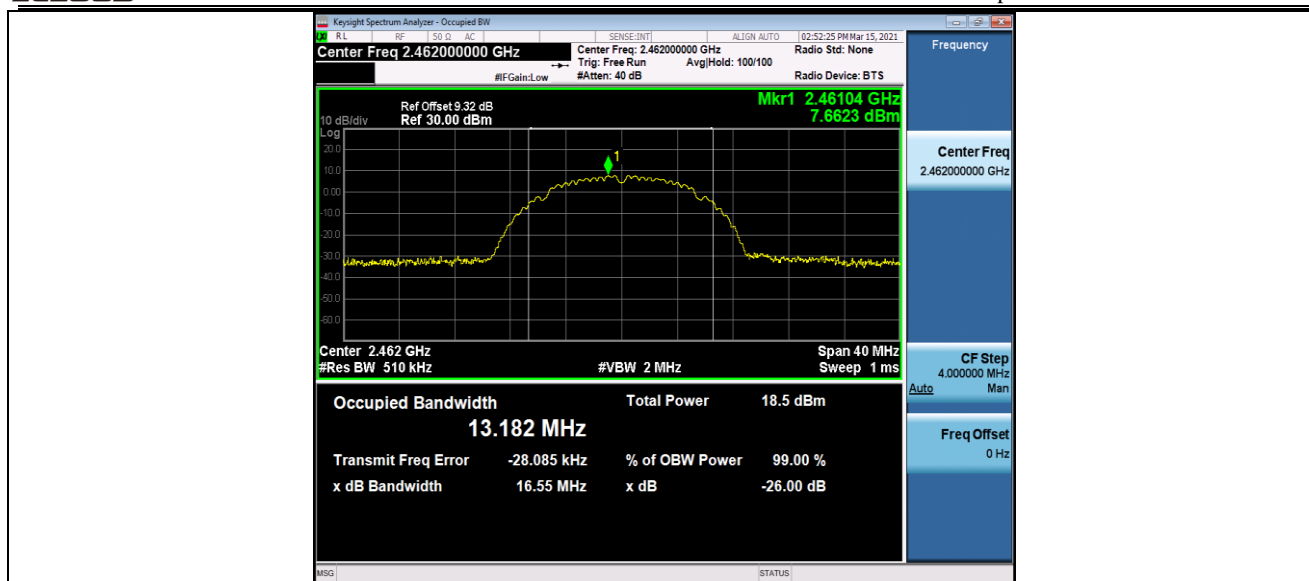
Appendix B: Occupied Channel Bandwidth

Test Result

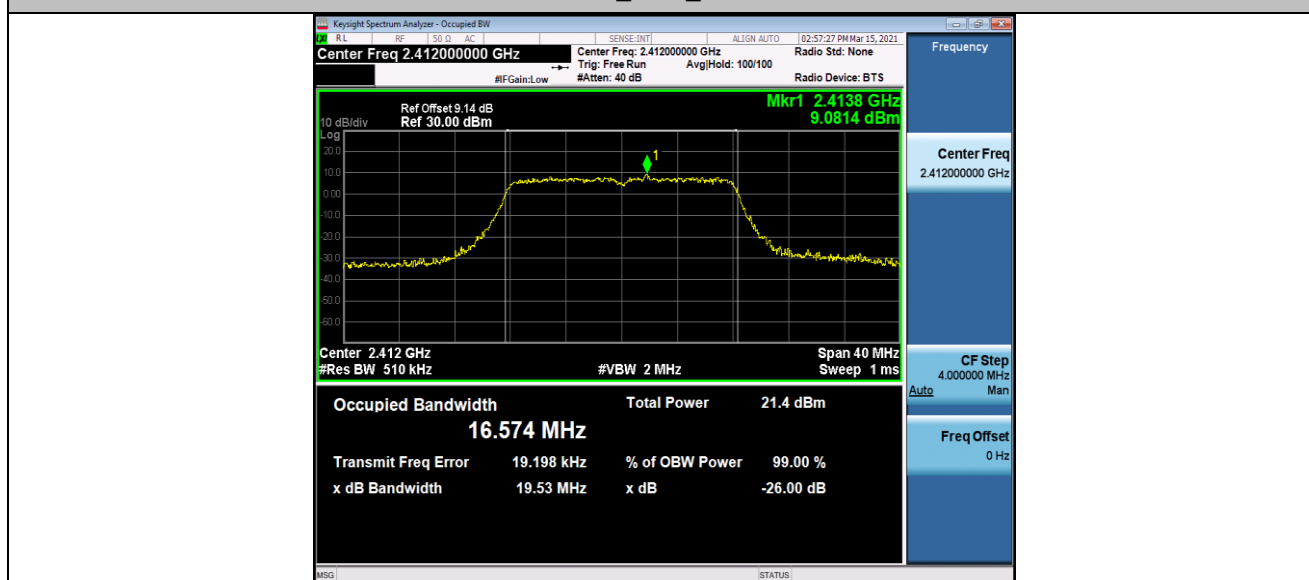
| TestMode | Antenna | Channel | OCB [MHz] | FL[MHz] | FH[MHz] | Limit[MHz] | Verdict |
|-----------|---------|---------|-----------|----------|----------|------------|---------|
| 11B | Ant1 | 2412 | 13.160 | 2405.420 | 2418.580 | --- | PASS |
| | | 2437 | 13.183 | 2430.377 | 2443.560 | --- | PASS |
| | | 2462 | 13.182 | 2455.381 | 2468.563 | --- | PASS |
| 11G | Ant1 | 2412 | 16.574 | 2403.732 | 2420.306 | --- | PASS |
| | | 2437 | 16.615 | 2428.680 | 2445.295 | --- | PASS |
| | | 2462 | 16.567 | 2453.700 | 2470.267 | --- | PASS |
| 11N20SISO | Ant1 | 2412 | 17.333 | 2403.335 | 2420.668 | --- | PASS |
| | | 2437 | 17.348 | 2428.309 | 2445.657 | --- | PASS |
| | | 2462 | 17.357 | 2453.305 | 2470.662 | --- | PASS |
| 11N40SISO | Ant1 | 2422 | 34.458 | 2404.799 | 2439.257 | --- | PASS |
| | | 2437 | 34.513 | 2419.749 | 2454.262 | --- | PASS |
| | | 2452 | 34.507 | 2434.771 | 2469.278 | --- | PASS |

Test Graphs





11G_Ant1_2412



11G_Ant1_2437