

# RF Test Report

For

**Globe Electric Company Inc.**

<b>Test Standards:</b>	Part 15C Subpart C §15.247 <u>RSS 247 Issue 2</u>
<b>Product Name:</b>	Smart Neon Flex Strip Light
<b>Tested Model:</b>	50273
<b>Brand Name:</b>	Globe
<b>FCC ID:</b>	2AQUQGE50273
<b>IC:</b>	8290A-GE50273
<b>Classification</b>	<u>(DTS) Digital Transmission System</u>
<b>Report No.:</b>	<u>EC2008015RF01</u>
<b>Tested Date:</b>	<u>2020-08-13 to 2020-08-26</u>
<b>Issued Date:</b>	<u>2020-08-26</u>
<b>Prepared By:</b>	<u>Jerry Wang</u> Jerry Wang / Engineer
<b>Approved By:</b>	<u>Bacon Wu</u> Bacon Wu / RF Manager

**Hunan Ecloud Testing Technology Co., Ltd.**  
Building A1, Changsha E Center, No. 18 Xiangtai Avenue, Liuyang Economic and  
Technological Development Zone, Hunan, P.R.C  
Tel.: +86-731-89634887 Fax.: +86-731-89634887  
[www.hn-ecloud.com](http://www.hn-ecloud.com)

Note: The test results in this report apply exclusively to the tested model / sample. Without written approval of Hunan Ecloud Testing Technology Co., Ltd., the test report shall not be reproduced except in full.

## Report Revise Record

Report Version	Revise Time	Issued Date	Valid Version	Notes
V1.0	/	2020.08.26	Valid	Original Report

## TABLE OF CONTENTS

<b>1</b>	<b>TEST LABORATORY .....</b>	<b>5</b>
1.1	Test facility .....	5
<b>2</b>	<b>GENERAL DESCRIPTION.....</b>	<b>6</b>
2.1	Applicant .....	6
2.2	Manufacturer .....	6
2.3	General Description Of EUT .....	6
2.4	Modification of EUT .....	7
2.5	Applicable Standards .....	7
<b>3</b>	<b>TEST CONFIGURATION OF EQUIPMENT UNDER TEST.....</b>	<b>8</b>
3.1	Descriptions of Test Mode .....	8
3.2	Test Mode .....	9
3.3	Support Equipment .....	10
3.4	Test Setup .....	10
3.5	Measurement Results Explanation Example.....	13
<b>4</b>	<b>TEST RESULT .....</b>	<b>14</b>
4.1	DTS and Occupied Channel Bandwidth Measurement.....	14
4.2	Maximum Conducted Output Power Measurement .....	15
4.3	Maximum Power Spectral Density Measurement .....	16
4.4	Band Edges and Spurious Emission Measurement .....	17
4.5	Radiated Band Edges and Spurious Emission Measurement .....	18
4.6	AC Conducted Emission Measurement.....	126
4.7	Antenna Requirements .....	129
<b>5</b>	<b>LIST OF MEASURING EQUIPMENT.....</b>	<b>130</b>
<b>6</b>	<b>UNCERTAINTY OF EVALUATION.....</b>	<b>132</b>
	<b>Appendix A: DTS Bandwidth.....</b>	<b>133</b>
	<b>Appendix B: Occupied Channel Bandwidth .....</b>	<b>140</b>
	<b>Appendix C: Maximum conducted output power .....</b>	<b>147</b>
	<b>Appendix D: Duty Cycle.....</b>	<b>154</b>
	<b>Appendix E: Maximum power spectral density.....</b>	<b>161</b>
	<b>Appendix F: Band edge measurements.....</b>	<b>168</b>
	<b>Appendix G: Conducted Spurious Emission .....</b>	<b>173</b>
	<b>Appendix H: Setup Photographs .....</b>	<b>193</b>

## Summary Of Test Result

FCC Rule	IC Rule	Description	Limit	Result	Remark
15.247(a)(2)	RSS-247 5.2(a)	6dB Bandwidth	$\geq 0.5\text{MHz}$	Pass	-
-	RSS-Gen 6.7	99% Bandwidth	-	Pass	-
15.247(b)(3)	RSS-247 A5.4(d)	Peak Output Power	$\leq 30\text{dBm}$	Pass	-
15.247(e)	RSS-247 5.2(b)	Power Spectral Density	$\leq 8\text{dBm}/3\text{kHz}$	Pass	-
15.247(d)	RSS-247 5.5	Conducted Band Edges and Spurious Emission	$\leq 20\text{dBc}$	Pass	-
15.247(d)	RSS-247 5.5	Radiated Band Edges and Spurious Emission	15.209(a) & 15.247(d)	Pass	Under limit 2.74 dB at 2390 MHz
15.207	RSS-GEN 8.8	AC Conducted Emission	15.207(a)	Pass	Under limit 4.97 dB at 0.452 MHz
15.203 & 15.247(b)	RSS-GEN 6.8	Antenna Requirement	15.203 & 15.247(b) RSS-GEN 6.8	Pass	-

## **1 Test Laboratory**

### **1.1 Test facility**

#### **CNAS ( accreditation number: L11138 )**

Hunan Ecloud Testing Technology Co., Ltd. has obtained the accreditation of China National Accreditation Service for Conformity Assessment (CNAS).

#### **FCC (Designation number: CN1244 , Test Firm Registration Number: 793308 )**

Hunan Ecloud Testing Technology Co., Ltd. has been listed on the US Federal Communications Commission list of test facilities recognized to perform electromagnetic emissions measurements.

#### **ISED(CAB identifier: CN0012, ISED# :24347)**

Hunan Ecloud Testing Technology Co., Ltd. has been listed on the Wireless Device Testing Laboratories list of innovation, Science and Economic Development Canada to test to Canadian radio equipment requirements.

#### **A2LA (Certificate Code : 4895.01)**

Hunan Ecloud Testing Technology Co., Ltd. has been listed by American Association for Laboratory Accreditation to perform electromagnetic emission measurement.

## 2 General Description

### 2.1 Applicant

Globe Electric Company Inc.  
 150, ONEIDA, MONTREAL, QUEBEC, CANADA, H9R 1A8

### 2.2 Manufacturer

Globe Electric Company Inc.  
 150, ONEIDA, MONTREAL, QUEBEC, CANADA, H9R 1A8

### 2.3 General Description Of EUT

<b>Product</b>	Smart Neon Flex Strip Light
<b>Model No.</b>	50273
<b>Additional No.</b>	N/A
<b>Difference Description</b>	N/A
<b>FCC ID</b>	2AQUQGE50273
<b>IC</b>	8290A-GE50273
<b>Power Supply</b>	120Vac
<b>Modulation Technology</b>	CCK, DQPSK, DBPSK for DSSS 64QAM, 16QAM, QPSK, BPSK for OFDM
<b>Modulation Type</b>	802.11b : DSSS 802.11g/n : OFDM
<b>Operating Frequency</b>	2412-2462MHz
<b>Number Of Channel</b>	11
<b>Max. Output Power</b>	802.11b : 15.93 dBm (0.0392 W) 802.11g : 16.00 dBm (0.0398 W) 802.11n HT20 : 15.78 dBm (0.0378 W) 802.11n HT40 : 15.36 dBm (0.0344 W)
<b>Max. e.i.r.p.</b>	17.5 (0.0562 W)
<b>Antenna Type</b>	PCB Antenna type with 1.5dBi gain
<b>HW Version</b>	Rev: 01
<b>SW Version</b>	V1.00
<b>I/O Ports</b>	Refer to user's manual

#### NOTE:

- For a more detailed features description, please refer to the manufacturer's specifications or the user's manual.
- For the test results, the EUT had been tested with all conditions. But only the worst case was

shown in test report.

3. The EUT was powered by the following adapters:

Adapter	
Brand:	MEKO
Model:	DET-P10B
Input:	AC 100-240V, 50/60Hz,1.5A
Output:	DC 24V, 1A

## 2.4 Modification of EUT

No modifications are made to the EUT during all test items.

## 2.5 Applicable Standards

According to the specifications of the manufacturer, the EUT must comply with the requirements of the following standards:

- ♦ FCC Part 15 Subpart C §15.247
- ♦ ANSI C63.10-2013
- ♦ IC RSS-247 Issue 2
- ♦ IC RSS-Gen Issue 5
- ♦ KDB 558074 D01 15.247 Meas Guidance v05r02

### Remark:

1. This EUT has also been tested and complied with the requirements of FCC Part 15, Subpart B, recorded in a separate test report.

### 3 Test Configuration of Equipment Under Test

#### 3.1 Descriptions of Test Mode

11 channels are provided for 802.11b, 802.11g and 802.11n(HT20):

CHANNEL	FREQUENCY	CHANNEL	FREQUENCY
1	2412 MHz	7	2442 MHz
2	2417 MHz	8	2447 MHz
3	2422 MHz	9	2452 MHz
4	2427 MHz	10	2457 MHz
5	2432 MHz	11	2462 MHz
6	2437 MHz		

7 channels are provided for 802.11n(HT40):

CHANNEL	FREQUENCY	CHANNEL	FREQUENCY
		7	2442 MHz
		8	2447 MHz
3	2422 MHz	9	2452 MHz
4	2427 MHz		
5	2432 MHz		
6	2437 MHz		

The transmitter has a maximum peak conducted output power as follows:

Frequency Range(MHz)	Mode	Rate	Output Power(dBm)
2412~2462	802.11b	1Mbps	15.93
2412~2462	802.11g	6Mbps	16.00
2412~2462	802.11n HT20	MCS0	15.78
2422~2452	802.11n HT40	MCS0	15.36

- a. Radiated emission and power line conducted emission were performed with the EUT set to transmit at the channel with highest output power as worst-case scenario.



## 3.2 Test Mode

### 3.2.1 Antenna Port Conducted Measurement

Summary table of Test Cases				
Test Item	Modulation			
	802.11 b	802.11 g	802.11n HT20	802.11n HT40
Conducted Test Cases	Mode 1: CH01	Mode 1: CH01	Mode 1: CH01	Mode 1: CH03
	Mode 2: CH06	Mode 2: CH06	Mode 2: CH06	Mode 2: CH06
	Mode 3: CH011	Mode 3: CH011	Mode 3: CH011	Mode 3: CH09

### 3.2.2 Radiated Emission Test (Below 1GHz)

Radiated Test Cases	802.11 b
	Mode 1: CH01

Note : 1. Pre-Scan has been conducted to determine the worst-case mode from all possible combinations between available modulations, XYZ axis, antenna ports (if EUT with antenna diversity architecture) and packet type. Z orientation was worst-case orientation; therefore, all final radiated testing was performed with the EUT in Z orientation.

2. Following channel(s) was (were) selected for the final test as listed above

### 3.2.3 Radiated Emission Test (Above 1GHz)

Test Item	Modulation			
	802.11 b	802.11 g	802.11n HT20	802.11n HT40
Radiated Test Cases	Mode 1: CH01	Mode 1: CH01	Mode 1: CH01	Mode 1: CH03
	Mode 2: CH06	Mode 2: CH06	Mode 2: CH06	Mode 2: CH06
	Mode 3: CH11	Mode 3: CH11	Mode 3: CH11	Mode 3: CH09

Note : 1. The fundamental of the EUT was investigated in three orthogonal orientations X, Y and Z it was determined that Z orientation was worst-case orientation; therefore, all final radiated testing was performed with the EUT in Z orientation.

2. Following channel(s) was (were) selected for the final test as listed above

3. For frequency above 18GHz, the measured value is much lower than the limit, therefore, it is not reflected in the report.

### 3.2.4 Power Line Conducted Emission Test:

AC Conducted Emission	
	Mode 1 : WLAN Linking + Lighting

### 3.3 Support Equipment

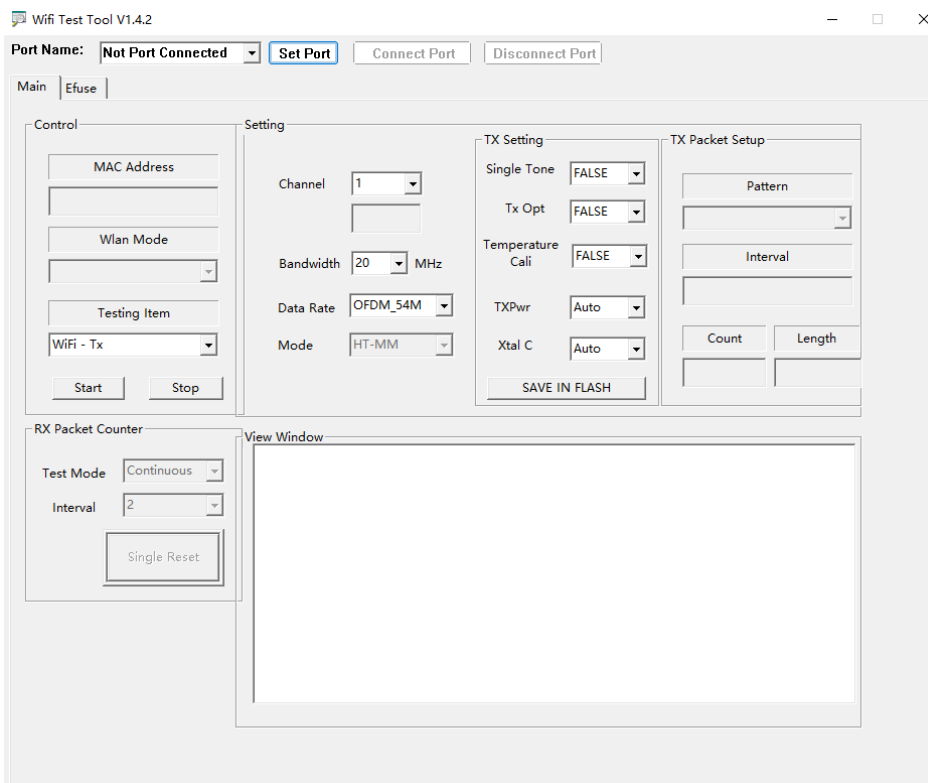
Item	Equipment	Trade Name	Model Name	FCC ID	Data Cable	Power Cord
1.	WLAN AP	NETGEAR	R7800	PY315100319	N/A	shielded, 1.8 m
2.	Notebook	Lenovo	E470C	FCC sDoC	N/A	shielded cable DC O/P 1.8 m unshielded AC I/P cable 1.2 m

### 3.4 Test Setup

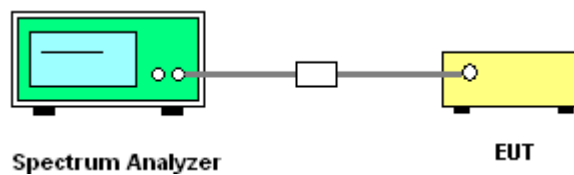
The EUT is continuously communicating to the WIFI tester during the tests.

EUT was set in the Hidden menu mode to enable WIFI communications.

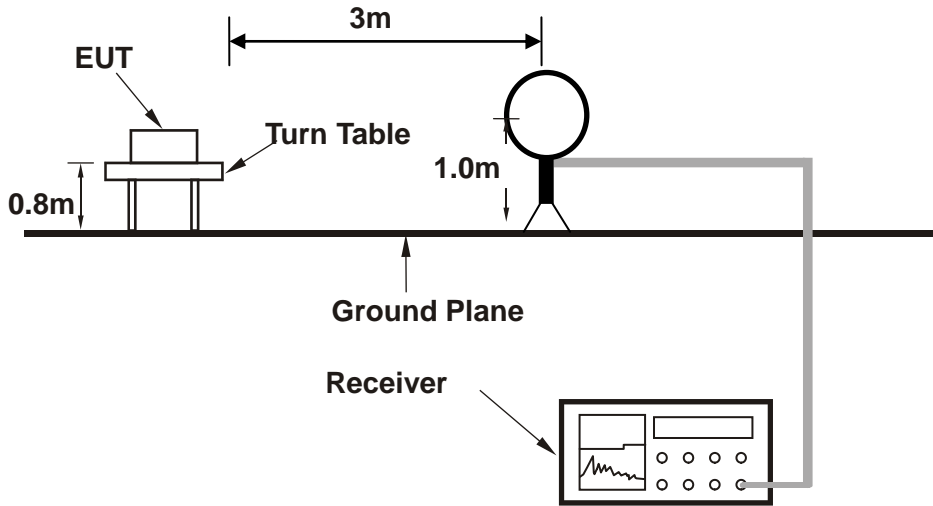
The following picture is a screenshot of the test software



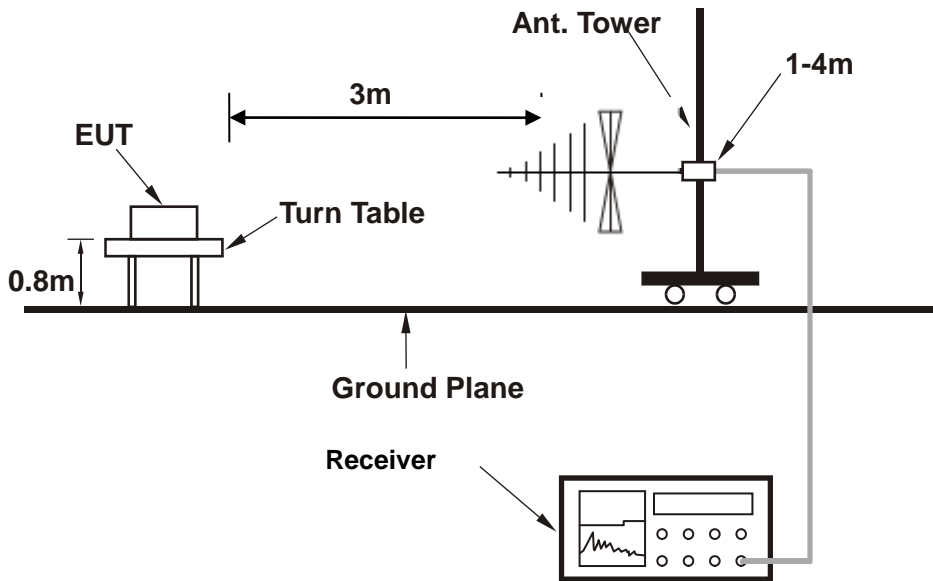
Setup diagram for Conducted Test



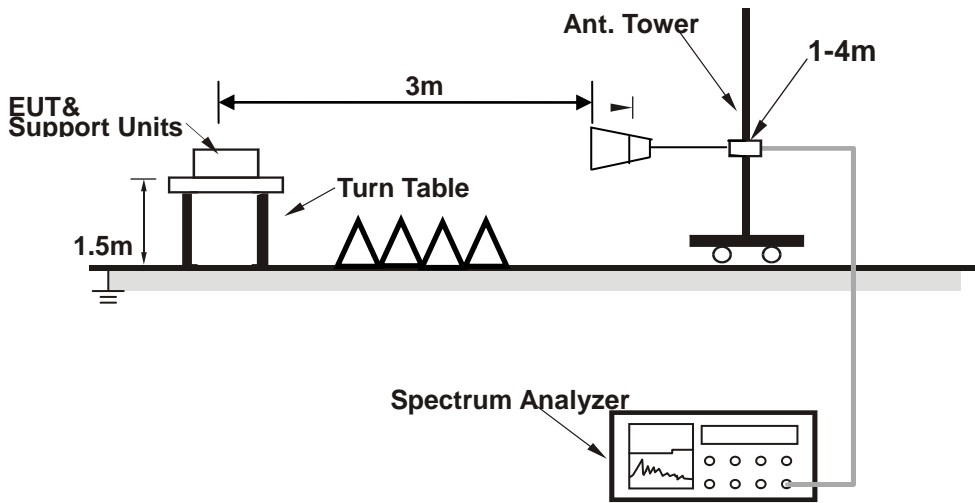
### Setup diagram for Raidation(9KHz~30MHz) Test



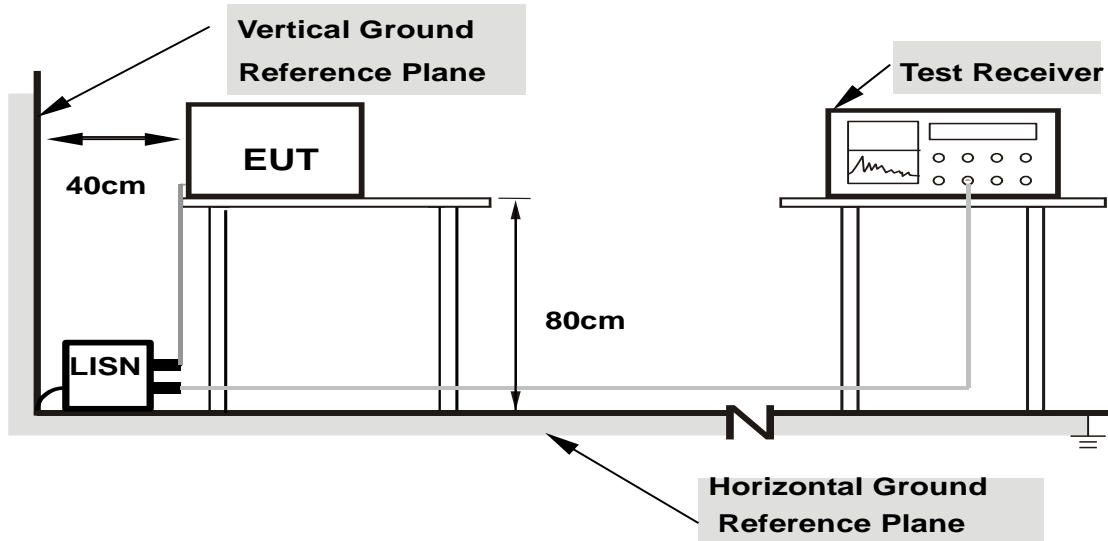
### Setup diagram for Raidation(Below 1G) Test



**Setup diagram for Raidation(Above1G) Test**



**Setup diagram for AC Conducted Emission Test**



- Note: 1.Support units were connected to second LISN.  
 2.Both of LISNs (AMN) are 80 cm from EUT and at least 80 from other units and other metal planes**

### 3.5 Measurement Results Explanation Example

**For all conducted test items:**

The offset level is set in the spectrum analyzer to compensate the RF cable loss and attenuator factor between EUT conducted output port and spectrum analyzer. With the offset compensation, the spectrum analyzer reading level is exactly the EUT RF output level.

Example:

The spectrum analyzer offset is derived from RF cable loss and attenuator factor.

*Offset = RF cable loss + attenuator factor.*

Following shows an offset computation example with cable loss 5 dB and 10dB attenuator.

$$\begin{aligned} \text{Offset(dB)} &= \text{RF cable loss(dB)} + \text{attenuator factor(dB)}. \\ &= 5 + 10 = 15 \text{ (dB)} \end{aligned}$$

**For all radiated test items:**

Corrected Reading: Antenna Factor + Cable Loss + Read Level - Preamp Factor = Level

Over Limit (dB  $\mu$  V/m) = Level(dB  $\mu$  V/m) - Limit Level (dB  $\mu$  V/m)

## 4 Test Result

### 4.1 DTS and Occupied Channel Bandwidth Measurement

#### 4.1.1 Limit of 6dB Bandwidth

FCC §15.247 (a) (2)

IC RSS-247 5.2(a)

The minimum 6 dB bandwidth shall be at least 500 kHz.

#### 4.1.2 Test Procedures

1. The testing follows FCC KDB Publication No. 558074 DTS D01 Meas. Guidance v05r02.
2. Check the calibration of the measuring instrument using either an internal calibrator or a known signal from an external generator.
3. Turn on the EUT and connect it to measurement instrument.
4. Set to the maximum power setting and enable Transmitting the EUT transmit continuously
5. Make the measurement with the spectrum analyzer's resolution bandwidth (RBW) = 100 kHz. Set the Video bandwidth (VBW) = 300 kHz. In order to make an accurate measurement. The 6 dB bandwidth must be greater than 500 kHz.
6. For 99% Bandwidth Measurement, the spectrum analyzer's resolution bandwidth (RBW) setting should be 1%-5% of OBW, please revise and set the Video bandwidth (VBW)  $\geq 3^* \text{ RBW}$ .

#### 4.1.3 Test Result of 6dB Bandwidth

Refer to Appendix A of this test report.

#### 4.1.4 Test Result of 99% Bandwidth

Refer to Appendix B of this test report.

## 4.2 Maximum Conducted Output Power Measurement

### 4.2.1 Limit of Output Power

FCC §15.247 (b)(3)

For systems using digital modulation in the 2400-2483.5 MHz bands: 30dBm.

IC RSS-247 A5.4(d)

For DTSs employing digital modulation techniques operating in the bands 902-928MHz and 2400-2483.5MHz, the maximum peak conducted output power shall not exceed 1 W.

The e.i.r.p. shall not exceed 4 W, except as provided in section 5.4(e)

### 4.2.2 Test Procedures

1. The testing follows the Measurement Procedure of ANSI C63.10-2013 section 11.9.2.2.4 Measurement using a spectrum analyzer.
2. Check the calibration of the measuring instrument using either an internal calibrator or a known signal from an external generator.
3. Turn on the EUT and connect it to spectrum analyzer.
4. Set to the maximum power setting and enable Transmitting the EUT transmit continuously
5. Measure the duty cycle, x, of the transmitter output signal as described in below:
  - a. Set the center frequency of the instrument to the center frequency of the transmission.
  - b. Set RBW to the largest available Transmitting value.
  - c. Set detector = peak
6. Set span to at least 1.5\*OBW. Set RBW=510KHz, VBW=2MHz, Number of points in sweep  $\geq 2/3$ \* span, Sweep time = auto. Detector = RMS
7. Allow the sweep to "free run". Trace average 100 traces in RMS mode
8. Compute power by integrating the spectrum across the OBW of the signal using the instrument's Channel power measurement function with band limits set equal to the OBW band edges.
9. Add  $10 \log (1/x)$ , where x is the duty cycle. The duty cycle factor has been compensated to the 'offset' of the spectrum analyser.

### 4.2.3 Test Result of Peak Output Power

Refer to Appendix C of this test report.

### 4.2.4 Test Result of Duty Cycle

Refer to Appendix D of this test report.

## 4.3 Maximum Power Spectral Density Measurement

### 4.3.1 Limits of Power Spectral Density

FCC§15.247(e)

IC RSS-247 5.2(b)

The peak power spectral density shall not be greater than 8dBm in any 3kHz band at any time interval of continuous transmission.

### 4.3.2 Test Procedure

1. The testing follows Measurement Procedure 8.4 DTS maximum power spectral density level in the fundamental emission of ANSI C63.10-2013 section 11.9.2.2.4
2. Turn on the EUT and connect it to measurement instrument.
3. Measure the duty cycle,  $x$ , of the transmitter output signal as described in below:
  - a. Set the center frequency of the instrument to the center frequency of the transmission.
  - b. Set RBW to the largest available Transmitting value.
  - c. Set detector = peak
4. Set span to at least  $1.5 \times \text{OBW}$ . Set RBW= 30 KHz, VBW=100 KHz, Number of points in sweep  $\geq 2/3 \times \text{span}$ , Sweep time = auto.
5. Detector = power averaging (rms), Sweep time = auto couple, Trace mode = averaging (rms) mode over a minimum of 100 traces. Use the peak marker function to determine the maximum power level.
6. Add  $10 \log(1/x)$ , where  $x$  is the duty cycle.
7. Measure and record the results in the test report.
8. The Measured power density (dBm)/ 100kHz is a reference level and used as 30dBc down limit line for Conducted Band Edges and Conducted Spurious Emission.
9. Add  $10 \log(1/x)$ , where  $x$  is the duty cycle. The duty cycle factor has been compensated to the 'offset' of the spectrum analyser.

### 4.3.3 Test Result of Power Spectral Density

Refer to Appendix E of this test report.



## **4.4 Band Edges and Spurious Emission Measurement**

### **4.4.1 Limit of Conducted Band Edges and Spurious Emission**

FCC §15.247 (d)

IC RSS-247 5.5

Maximum conducted (average) output power was used to determine compliance, then the peak power in any 100 kHz bandwidth outside of the authorized frequency band shall be attenuated by at least 30 dB relative to the maximum in-band peak PSD level in 100 kHz (i.e., 30 dBc).

### **4.4.2 Test Procedures**

1. Check the calibration of the measuring instrument using either an internal calibrator or a known signal from an external generator.
2. Turn on the EUT and connect it to measurement instrument.
3. Set RBW = 100 kHz, VBW=300 kHz, Peak Detector. Unwanted Emissions measured in any 100 kHz bandwidth outside of the authorized frequency band shall be attenuated by at least 20 dB relative to the maximum in-band peak PSD level in 100 kHz when maximum peak conducted output power procedure is used. If the transmitter complies with the conducted power limits based on the use of RMS averaging over a time interval, the attenuation required under this paragraph shall be 30 dB instead of 20 dB per 15.247(d).
4. Measure and record the results in the test report.
5. The RF fundamental frequency should be excluded against the limit line in the operating frequency band.

### **4.4.3 Test Result of Conducted Band Edges**

Refer to Appendix F of this test report.

### **4.4.4 Test Result of Conducted Spurious Emission**

Refer to Appendix G of this test report.

## 4.5 Radiated Band Edges and Spurious Emission Measurement

### 4.5.1 Limit of Radiated Band Edges and Spurious Emission

FCC §15.247 (d)

IC RSS-247 5.5

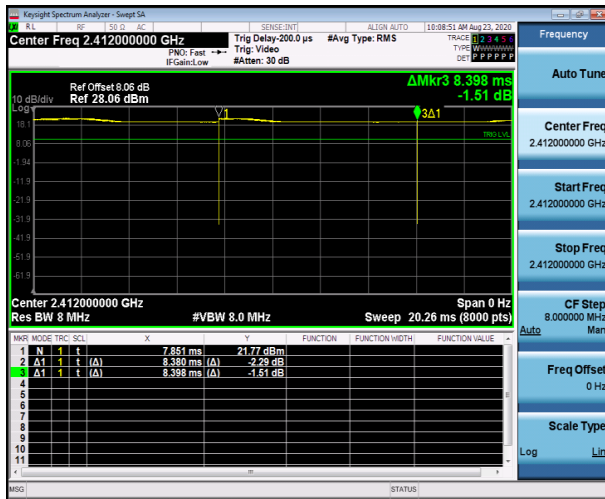
In any 100 kHz bandwidth outside the intentional radiator frequency band, all harmonics/spurious must be at least 30 dB below the highest emission level within the authorized band. In addition, radiated emissions which fall in the restricted bands must also comply with the FCC section 15.209 limits as below.

Frequency (MHz)	Field Strength (microvolts/meter)	Measurement Distance (meters)
0.009 – 0.490	2400/F(kHz)	300
0.490 – 1.705	24000/F(kHz)	30
1.705 – 30.0	30	30
30 – 88	100	3
88 – 216	150	3
216 - 960	200	3
Above 960	500	3

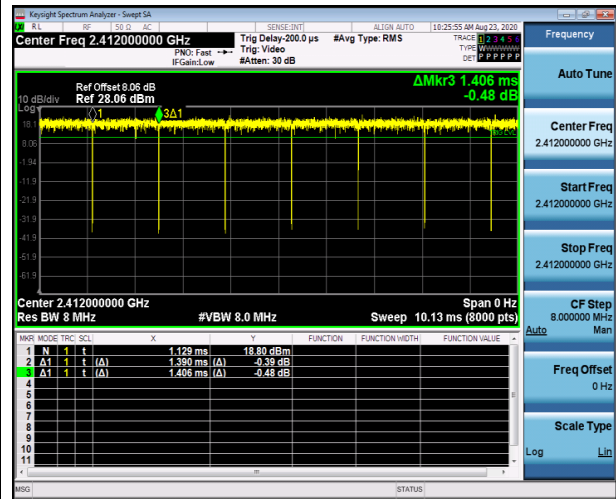
### 4.5.2 Test Procedures

- The EUT was placed on a turntable with 0.8 meter for frequency below 1GHz and 1.5 meter for frequency above 1GHz respectively above ground.
- The measurement distance is 3 meter.
- For each suspected emission, the EUT was arranged to its worst case and then tune the Antenna tower (from 1 m to 4 m) and turntable (from 0 degree to 360 degrees) to find the maximum reading. A pre-amp and a high pass filter are used for the test in order to get better signal level to comply with the guidelines.
- Set to the maximum power setting and enable the EUT transmit continuously.
- Use the following spectrum analyzer settings:
  - Span shall wide enough to fully capture the emission being measured;
  - Set RBW=100 kHz for  $f < 1$  GHz, RBW=1MHz for  $f > 1$ GHz ; VBW = RBW; Sweep = auto; Detector function = peak; Trace = max hold for peak
  - For average measurement:  
 VBW = 10 Hz, when duty cycle is no less than 98 percent.  
 VBW  $\geq 1/T$ , when duty cycle is less than 98 percent where T is the minimum transmission duration over which the transmitter is on and is transmitting at its maximum power control level for the tested mode of operation.

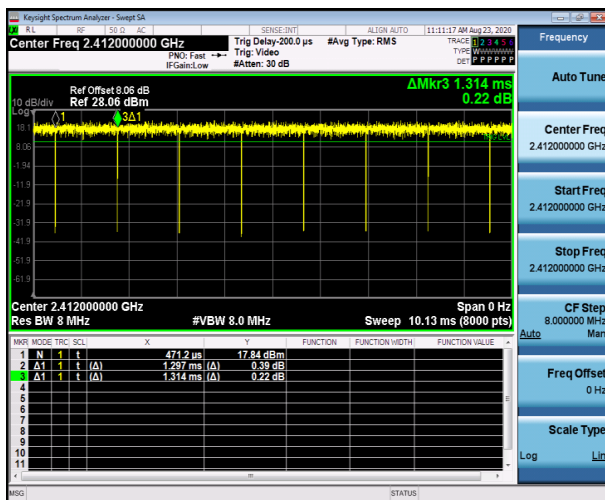
Band	Duty Cycle(%)	T(ms)	1/T(kHz)	VBW Setting
802.11b	99.79	-	-	10Hz
802.11g	98.83	-	-	10Hz
802.11n HT20	98.75	-	-	10Hz
802.11n HT40	98.46	-	-	10Hz



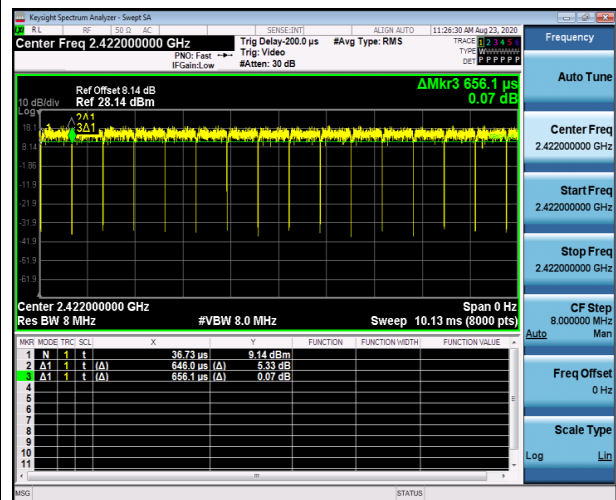
802.11b



802.11g



802.11n HT20



802.11n HT40

6. Corrected Reading: Antenna Factor + Cable Loss + Read Level - Preamp Factor = Level

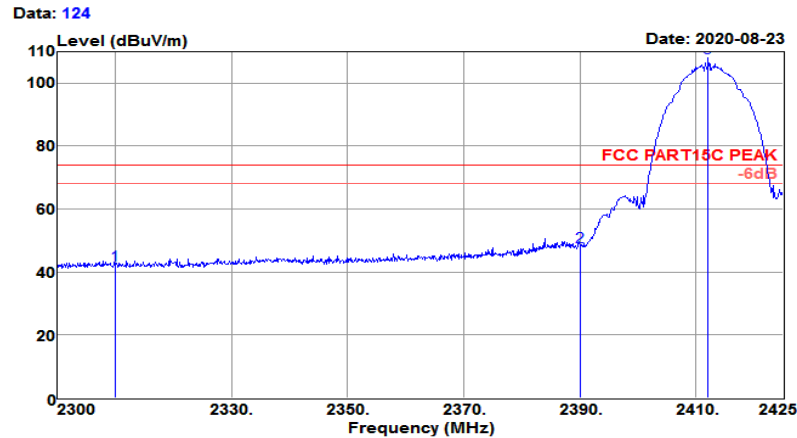
### 4.5.3 Test Results of Radiated Spurious Emissions (9 kHz ~ 30 MHz)

The low frequency, which started from 9 kHz to 30MHz, was pre-scanned and the result which was 20dB lower than the limit line per 15.31(o) was not reported.

#### 4.5.4 Test Result of Radiated Spurious at Band Edges

<b>Test Mode :</b>	802.11b CH01 (2412 MHz)	<b>Temperature :</b>	21~23°C
<b>Test Engineer :</b>	Jack Liu	<b>Relative Humidity :</b>	63~65%
<b>Frequency Range</b>	2.3GHz~2.425GHz	<b>Polarization :</b>	Horizontal

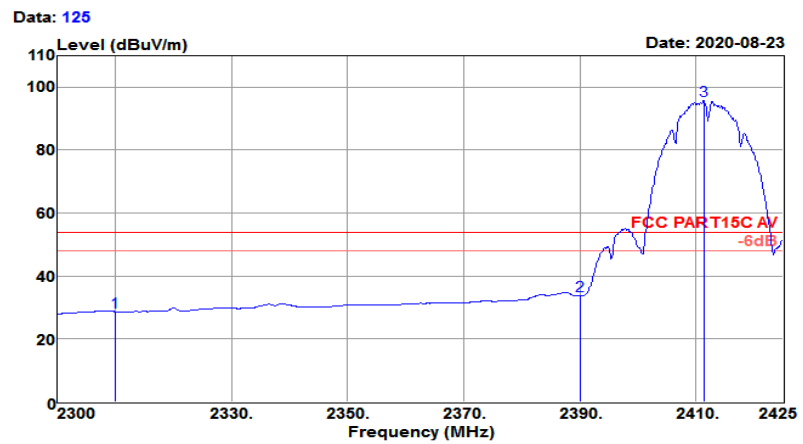
Test Site	: 3m Chamber	Temp/Humi	: 25°C/64%
Tested by	: Jack	Pol/Phase	: HORIZONTAL
Test Mode	: 802.11b CH01(2412MHz)	Power rating:	120VAc
EUT	: Smart Neon Flex Strip Light		
Model No.	: 50273		



Freq MHz	Reading level dBuV	Antenna factor dB/m	Cable loss dB	Preamp factor dB	level dBuV/m	Limit level dBuV/m	Over limit dB	Remark
2310.000	46.21	27.38	4.11	35.61	42.09	74.00	-31.91	Peak
2390.000	52.07	27.56	4.18	35.79	48.02	74.00	-25.98	Peak
2412.125	112.16	27.61	4.20	35.84	108.13	74.00	34.13	Peak

<b>Test Mode :</b>	802.11b CH01 (2412 MHz)	<b>Temperature :</b>	21~23°C
<b>Test Engineer :</b>	Jack Liu	<b>Relative Humidity :</b>	63~65%
<b>Frequency Range</b>	2.3GHz~2.425GHz	<b>Polarization :</b>	Horizontal

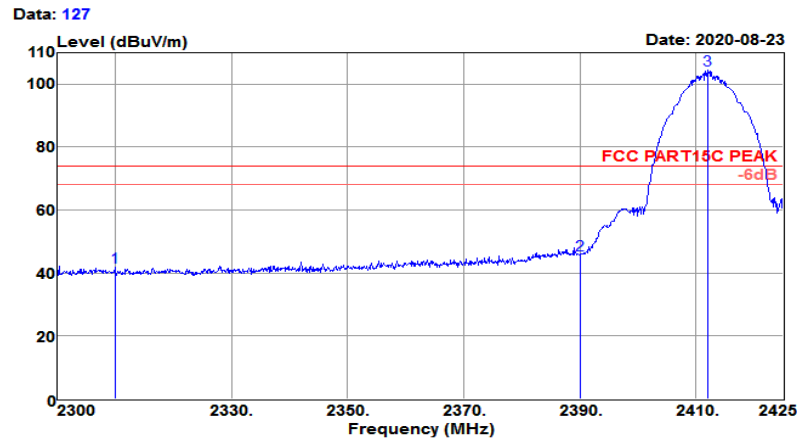
Test Site	: 3m Chamber	Temp/Humi	: 25°C/64%
Tested by	: Jack	Pol/Phase	: HORIZONTAL
Test Mode	: 802.11b CH01(2412MHz)	Power rating	: 120VAc
EUT	: Smart Neon Flex Strip Light		
Model No.	: 50273		



Freq MHz	Reading level dBuV	Antenna factor dB/m	Cable loss dB	Preamp factor dB	level dBuV/m	Limit level dBuV/m	Over limit dB	Remark
2310.000	32.81	27.38	4.11	35.61	28.69	54.00	-25.31	Average
2390.000	37.82	27.56	4.18	35.79	33.77	54.00	-20.23	Average
2411.375	99.68	27.61	4.20	35.84	95.65	54.00	41.65	Average

<b>Test Mode :</b>	802.11b CH01 (2412 MHz)	<b>Temperature :</b>	21~23°C
<b>Test Engineer :</b>	Jack Liu	<b>Relative Humidity :</b>	63~65%
<b>Frequency Range</b>	2.3GHz~2.425GHz	<b>Polarization :</b>	Vertical

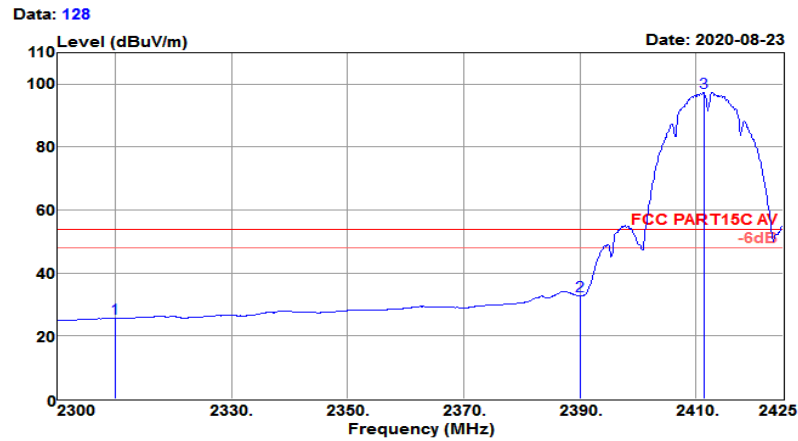
Test Site	: 3m Chamber	Temp/Humi	: 25°C/64%
Tested by	: Jack	Pol/Phase	: VERTICAL
Test Mode	: 802.11b CH01(2412MHz)	Power rating:	120VAc
EUT	: Smart Neon Flex Strip Light		
Model No.	: 50273		



Freq MHz	Reading level dBuV	Antenna factor dB/m	Cable loss dB	Preamp factor dB	level dBuV/m	Limit level dBuV/m	Over limit dB	Remark
2310.000	45.96	27.38	4.11	35.61	41.84	74.00	-32.16	Peak
2390.000	49.75	27.56	4.18	35.79	45.70	74.00	-28.30	Peak
2412.125	108.37	27.61	4.20	35.84	104.34	74.00	30.34	Peak

<b>Test Mode :</b>	802.11b CH01 (2412 MHz)	<b>Temperature :</b>	21~23°C
<b>Test Engineer :</b>	Jack Liu	<b>Relative Humidity :</b>	63~65%
<b>Frequency Range</b>	2.3GHz~2.425GHz	<b>Polarization :</b>	Vertical

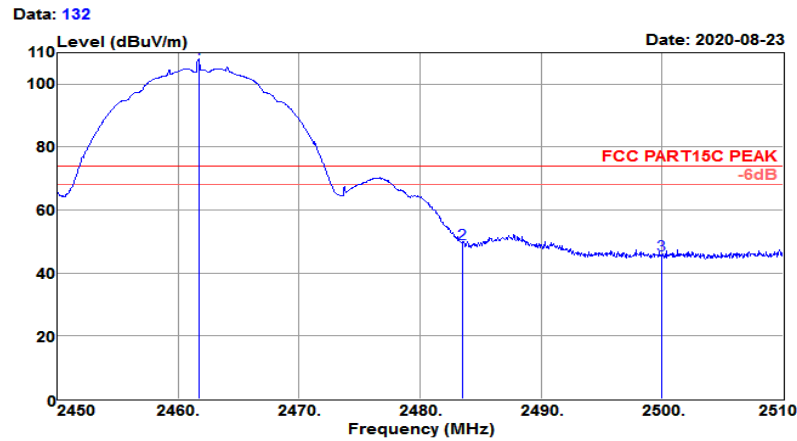
Test Site	: 3m Chamber	Temp/Humi	: 25°C/64%
Tested by	: Jack	Pol/Phase	: VERTICAL
Test Mode	: 802.11b CH01(2412MHz)	Power rating	: 120VAc
EUT	: Smart Neon Flex Strip Light		
Model No.	: 50273		



Freq MHz	Reading level dBuV	Antenna factor dB/m	Cable loss dB	Preamp factor dB	level dBuV/m	Limit level dBuV/m	Over limit dB	Remark
2310.000	29.68	27.38	4.11	35.61	25.56	54.00	-28.44	Average
2390.000	36.72	27.56	4.18	35.79	32.67	54.00	-21.33	Average
2411.375	101.53	27.61	4.20	35.84	97.50	54.00	43.50	Average

<b>Test Mode :</b>	802.11b CH11 (2462 MHz)	<b>Temperature :</b>	21~23°C
<b>Test Engineer :</b>	Jack Liu	<b>Relative Humidity :</b>	63~65%
<b>Frequency Range</b>	2.45GHz~2.51GHz	<b>Polarization :</b>	Horizontal

Test Site	: 3m Chamber	Temp/Humi	: 25°C/64%
Tested by	: Jack	Pol/Phase	: HORIZONTAL
Test Mode	: 802.11b CH11(2462MHz)	Power rating:	120VAc
EUT	: Smart Neon Flex Strip Light		
Model No.	: 50273		

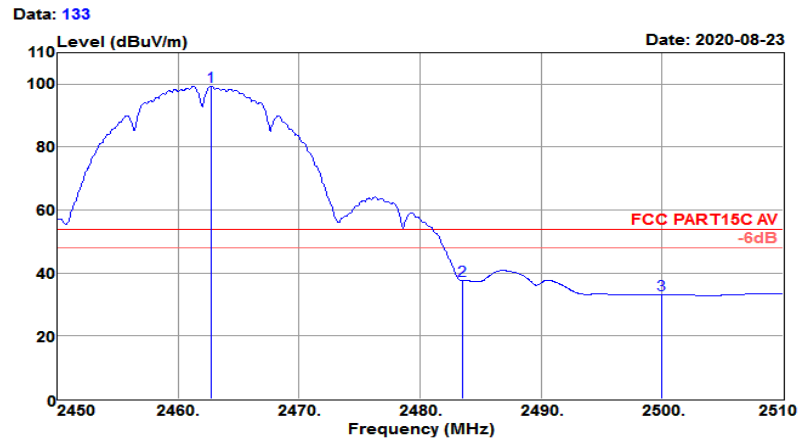


Freq MHz	Reading level dBuV	Antenna factor dB/m	Cable loss dB	Preamp factor dB	level dBuV/m	Limit level dBuV/m	Over limit dB	Remark
2461.760	111.97	27.72	4.24	35.95	107.98	74.00	33.98	Peak
2483.500	53.19	27.76	4.26	36.00	49.21	74.00	-24.79	Peak
2500.000	49.72	27.80	4.28	36.04	45.76	74.00	-28.24	Peak



<b>Test Mode :</b>	802.11b CH11 (2462 MHz)	<b>Temperature :</b>	21~23°C
<b>Test Engineer :</b>	Jack Liu	<b>Relative Humidity :</b>	63~65%
<b>Frequency Range</b>	2.45GHz~2.51GHz	<b>Polarization :</b>	Horizontal

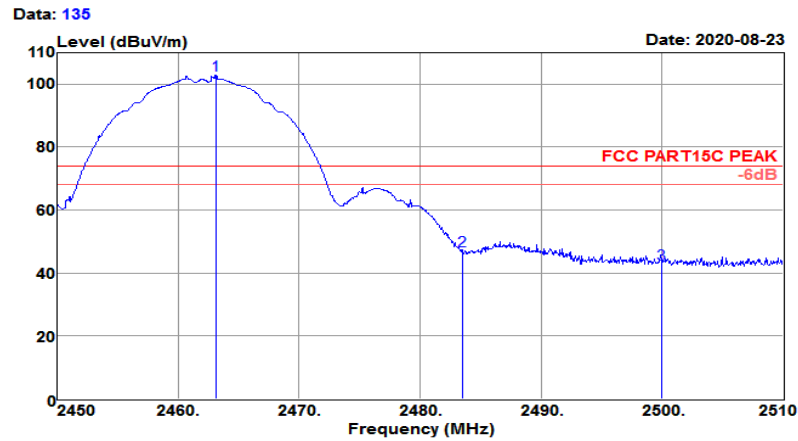
Test Site	: 3m Chamber	Temp/Humi	: 25°C/64%
Tested by	: Jack	Pol/Phase	: HORIZONTAL
Test Mode	: 802.11b CH11(2462MHz)	Power rating	: 120VAc
EUT	: Smart Neon Flex Strip Light		
Model No.	: 50273		



Freq MHz	Reading level dBuV	Antenna factor dB/m	Cable loss dB	Preamp factor dB	level dBuV/m	Limit level dBuV/m	Over limit dB	Remark
2462.720	103.40	27.72	4.24	35.96	99.40	54.00	45.40	Average
2483.500	41.53	27.76	4.26	36.00	37.55	54.00	-16.45	Average
2500.000	37.12	27.80	4.28	36.04	33.16	54.00	-20.84	Average

<b>Test Mode :</b>	802.11b CH11 (2462 MHz)	<b>Temperature :</b>	21~23°C
<b>Test Engineer :</b>	Jack Liu	<b>Relative Humidity :</b>	63~65%
<b>Frequency Range</b>	2.45GHz~2.51GHz	<b>Polarization :</b>	Vertical

Test Site	: 3m Chamber	Temp/Humi	: 25°C/64%
Tested by	: Jack	Pol/Phase	: VERTICAL
Test Mode	: 802.11b CH11(2462MHz)	Power rating:	120VAc
EUT	: Smart Neon Flex Strip Light		
Model No.	: 50273		

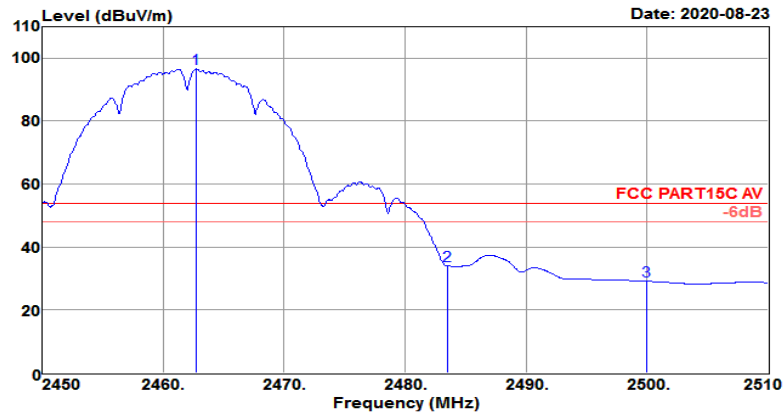


Freq MHz	Reading level dBuV	Antenna factor dB/m	Cable loss dB	Preamp factor dB	level dBuV/m	Limit level dBuV/m	Over limit dB	Remark
2463.140	106.91	27.72	4.24	35.96	102.91	74.00	28.91	Peak
2483.500	51.05	27.76	4.26	36.00	47.07	74.00	-26.93	Peak
2500.000	46.95	27.80	4.28	36.04	42.99	74.00	-31.01	Peak

<b>Test Mode :</b>	802.11b CH11 (2462 MHz)	<b>Temperature :</b>	21~23°C
<b>Test Engineer :</b>	Jack Liu	<b>Relative Humidity :</b>	63~65%
<b>Frequency Range</b>	2.45GHz~2.51GHz	<b>Polarization :</b>	Vertical

Test Site	: 3m Chamber	Temp/Humi	: 25°C/64%
Tested by	: Jack	Pol/Phase	: VERTICAL
Test Mode	: 802.11b CH11(2462MHz)	Power rating	: 120VAc
EUT	: Smart Neon Flex Strip Light		
Model No.	: 50273		

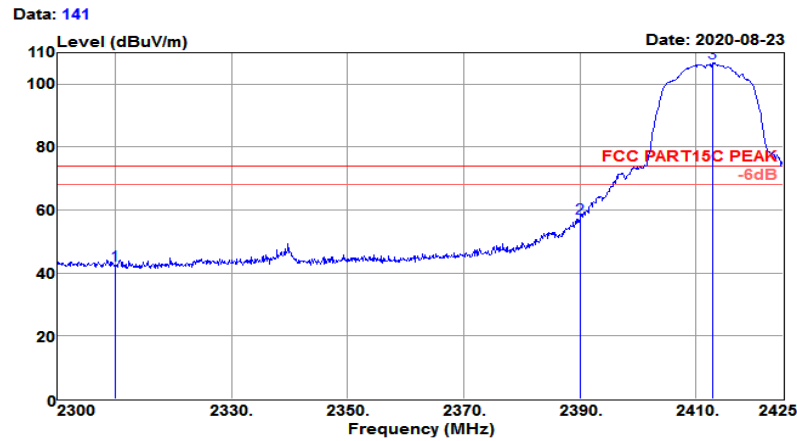
Data: 136



Freq MHz	Reading level dBuV	Antenna factor dB/m	Cable loss dB	Preamp factor dB	level dBuV/m	Limit level dBuV/m	Over limit dB	Remark
2462.720	100.58	27.72	4.24	35.96	96.58	54.00	42.58	Average
2483.500	37.94	27.76	4.26	36.00	33.96	54.00	-20.04	Average
2500.000	33.15	27.80	4.28	36.04	29.19	54.00	-24.81	Average

<b>Test Mode :</b>	802.11g CH01 (2412 MHz)	<b>Temperature :</b>	21~23°C
<b>Test Engineer :</b>	Jack Liu	<b>Relative Humidity :</b>	63~65%
<b>Frequency Range</b>	2.3GHz~2.425GHz	<b>Polarization :</b>	Horizontal

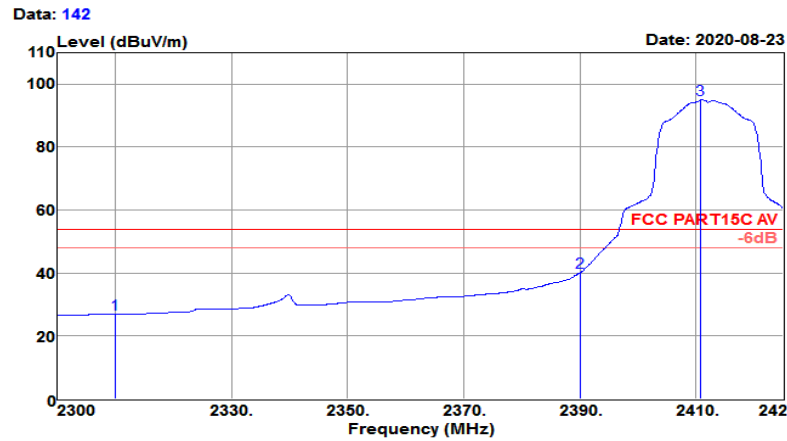
Test Site	: 3m Chamber	Temp/Humi	: 25°C/64%
Tested by	: Jack	Pol/Phase	: HORIZONTAL
Test Mode	: 802.11g CH01(2412MHz)	Power rating:	120VAc
EUT	: Smart Neon Flex Strip Light		
Model No.	: 50273		



Freq MHz	Reading level dBuV	Antenna factor dB/m	Cable loss dB	Preamp factor dB	level dBuV/m	Limit level dBuV/m	Over limit dB	Remark
2310.000	46.65	27.38	4.11	35.61	42.53	74.00	-31.47	Peak
2390.000	61.62	27.56	4.18	35.79	57.57	74.00	-16.43	Peak
2412.875	110.83	27.61	4.20	35.84	106.80	74.00	32.80	Peak

<b>Test Mode :</b>	802.11g CH01 (2412 MHz)	<b>Temperature :</b>	21~23°C
<b>Test Engineer :</b>	Jack Liu	<b>Relative Humidity :</b>	63~65%
<b>Frequency Range</b>	2.3GHz~2.425GHz	<b>Polarization :</b>	Horizontal

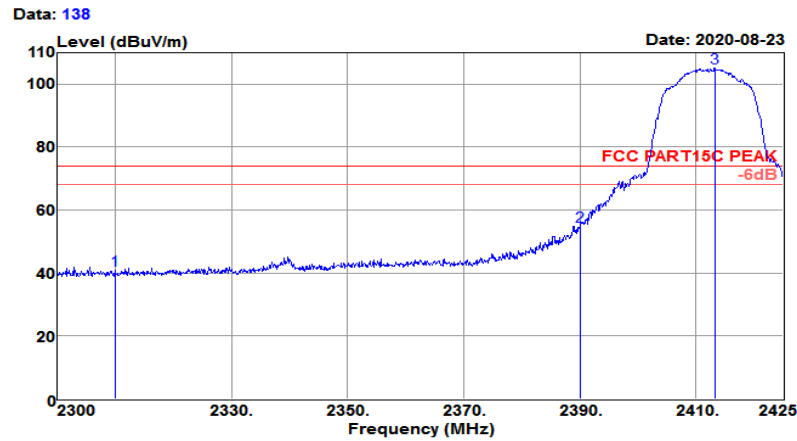
Test Site	: 3m Chamber	Temp/Humi	: 25°C/64%
Tested by	: Jack	Pol/Phase	: HORIZONTAL
Test Mode	: 802.11g CH01(2412MHz)	Power rating:	: 120VAc
EUT	: Smart Neon Flex Strip Light		
Model No.	: 50273		



Freq MHz	Reading level dBuV	Antenna factor dB/m	Cable loss dB	Preamp factor dB	level dBuV/m	Limit level dBuV/m	Over limit dB	Remark
2310.000	31.12	27.38	4.11	35.61	27.00	54.00	-27.00	Average
2390.000	44.16	27.56	4.18	35.79	40.11	54.00	-13.89	Average
2410.875	99.15	27.60	4.20	35.84	95.11	54.00	41.11	Average

<b>Test Mode :</b>	802.11g CH01 (2412 MHz)	<b>Temperature :</b>	21~23°C
<b>Test Engineer :</b>	Jack Liu	<b>Relative Humidity :</b>	63~65%
<b>Frequency Range</b>	2.3GHz~2.425GHz	<b>Polarization :</b>	Vertical

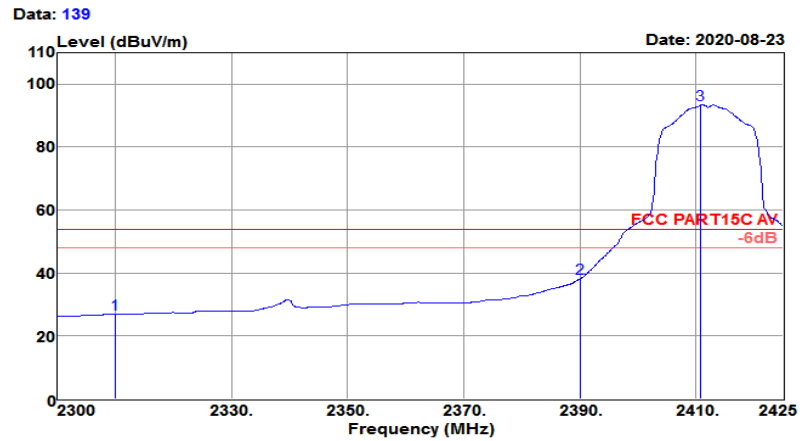
Test Site	: 3m Chamber	Temp/Humi	: 25°C/64%
Tested by	: Jack	Pol/Phase	: VERTICAL
Test Mode	: 802.11g CH01(2412MHz)	Power rating	: 120VAc
EUT	: Smart Neon Flex Strip Light		
Model No.	: 50273		



Freq MHz	Reading level dBuV	Antenna factor dB/m	Cable loss dB	Preamp factor dB	level dBuV/m	Limit level dBuV/m	Over limit dB	Remark
2310.000	44.97	27.38	4.11	35.61	40.85	74.00	-33.15	Peak
2390.000	58.94	27.56	4.18	35.79	54.89	74.00	-19.11	Peak
2413.250	109.22	27.61	4.20	35.84	105.19	74.00	31.19	Peak

<b>Test Mode :</b>	802.11g CH01 (2412 MHz)	<b>Temperature :</b>	21~23°C
<b>Test Engineer :</b>	Jack Liu	<b>Relative Humidity :</b>	63~65%
<b>Frequency Range</b>	2.3GHz~2.425GHz	<b>Polarization :</b>	Vertical

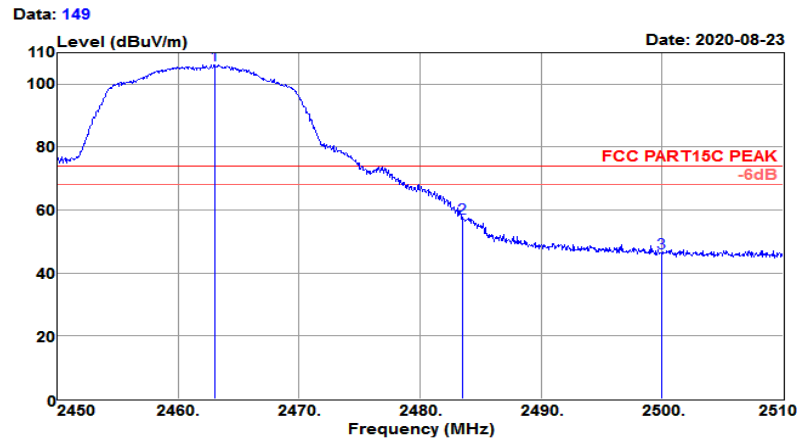
Test Site	: 3m Chamber	Temp/Humi	: 25°C/64%
Tested by	: Jack	Pol/Phase	: VERTICAL
Test Mode	: 802.11g CH01(2412MHz)	Power rating	: 120VAc
EUT	: Smart Neon Flex Strip Light		
Model No.	: 50273		



Freq MHz	Reading level dBuV	Antenna factor dB/m	Cable loss dB	Preamp factor dB	level dBuV/m	Limit level dBuV/m	Over limit dB	Remark
2310.000	30.94	27.38	4.11	35.61	26.82	54.00	-27.18	Average
2390.000	42.21	27.56	4.18	35.79	38.16	54.00	-15.84	Average
2410.875	97.59	27.60	4.20	35.84	93.55	54.00	39.55	Average

<b>Test Mode :</b>	802.11g CH11 (2462 MHz)	<b>Temperature :</b>	21~23°C
<b>Test Engineer :</b>	Jack Liu	<b>Relative Humidity :</b>	63~65%
<b>Frequency Range</b>	2.45GHz~2.51GHz	<b>Polarization :</b>	Horizontal

Test Site	: 3m Chamber	Temp/Humi	: 25°C/64%
Tested by	: Jack	Pol/Phase	: HORIZONTAL
Test Mode	: 802.11g CH11(2462MHz)	Power rating:	120VAc
EUT	: Smart Neon Flex Strip Light		
Model No.	: 50273		

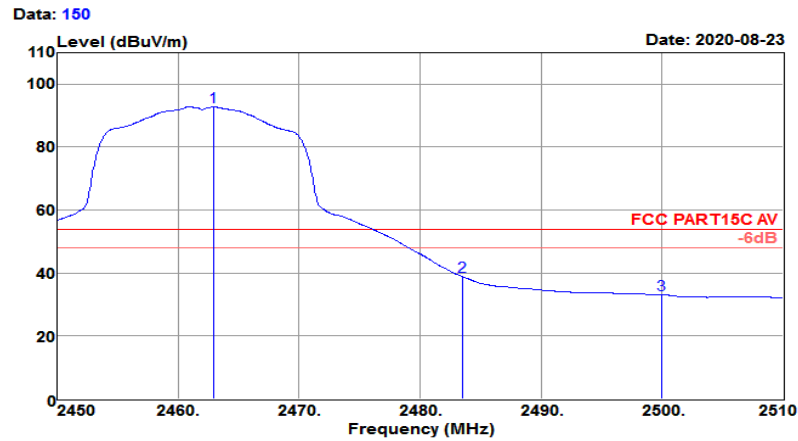


Freq MHz	Reading level dBuV	Antenna factor dB/m	Cable loss dB	Preamp factor dB	level dBuV/m	Limit level dBuV/m	Over limit dB	Remark
2463.020	110.19	27.72	4.24	35.96	106.19	74.00	32.19	Peak
2483.500	61.53	27.76	4.26	36.00	57.55	74.00	-16.45	Peak
2500.000	50.37	27.80	4.28	36.04	46.41	74.00	-27.59	Peak



<b>Test Mode :</b>	802.11g CH11 (2462 MHz)	<b>Temperature :</b>	21~23°C
<b>Test Engineer :</b>	Jack Liu	<b>Relative Humidity :</b>	63~65%
<b>Frequency Range</b>	2.45GHz~2.51GHz	<b>Polarization :</b>	Horizontal

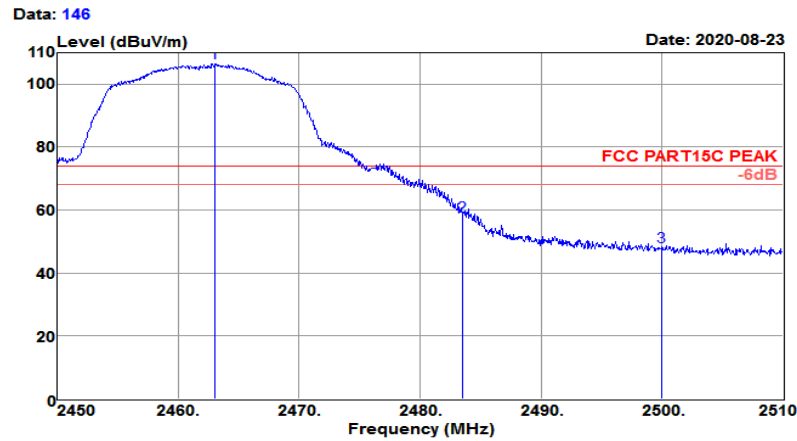
Test Site	: 3m Chamber	Temp/Humi	: 25°C/64%
Tested by	: Jack	Pol/Phase	: HORIZONTAL
Test Mode	: 802.11g CH11(2462MHz)	Power rating:	: 120VAc
EUT	: Smart Neon Flex Strip Light		
Model No.	: 50273		



Freq MHz	Reading level dBuV	Antenna factor dB/m	Cable loss dB	Preamp factor dB	level dBuV/m	Limit level dBuV/m	Over limit dB	Remark
2462.960	96.81	27.72	4.24	35.96	92.81	54.00	38.81	Average
2483.500	42.88	27.76	4.26	36.00	38.90	54.00	-15.10	Average
2500.000	37.19	27.80	4.28	36.04	33.23	54.00	-20.77	Average

<b>Test Mode :</b>	802.11g CH11 (2462 MHz)	<b>Temperature :</b>	21~23°C
<b>Test Engineer :</b>	Jack Liu	<b>Relative Humidity :</b>	63~65%
<b>Frequency Range</b>	2.45GHz~2.51GHz	<b>Polarization :</b>	Vertical

Test Site	: 3m Chamber	Temp/Humi	: 25°C/64%
Tested by	: Jack	Pol/Phase	: VERTICAL
Test Mode	: 802.11g CH11(2462MHz)	Power rating:	120VAc
EUT	: Smart Neon Flex Strip Light		
Model No.	: 50273		

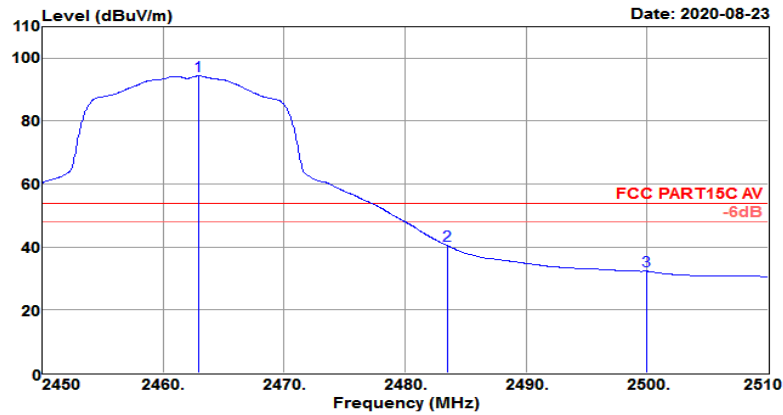


Freq MHz	Reading level dBuV	Antenna factor dB/m	Cable loss dB	Preamp factor dB	level dBuV/m	Limit level dBuV/m	Over limit dB	Remark
2463.080	110.58	27.72	4.24	35.96	106.58	74.00	32.58	Peak
2483.500	62.08	27.76	4.26	36.00	58.10	74.00	-15.90	Peak
2500.000	52.29	27.80	4.28	36.04	48.33	74.00	-25.67	Peak

<b>Test Mode :</b>	802.11g CH11 (2462 MHz)	<b>Temperature :</b>	21~23°C
<b>Test Engineer :</b>	Jack Liu	<b>Relative Humidity :</b>	63~65%
<b>Frequency Range</b>	2.45GHz~2.51GHz	<b>Polarization :</b>	Vertical

Test Site	: 3m Chamber	Temp/Humi	: 25°C/64%
Tested by	: Jack	Pol/Phase	: VERTICAL
Test Mode	: 802.11g CH11(2462MHz)	Power rating	: 120VAc
EUT	: Smart Neon Flex Strip Light		
Model No.	: 50273		

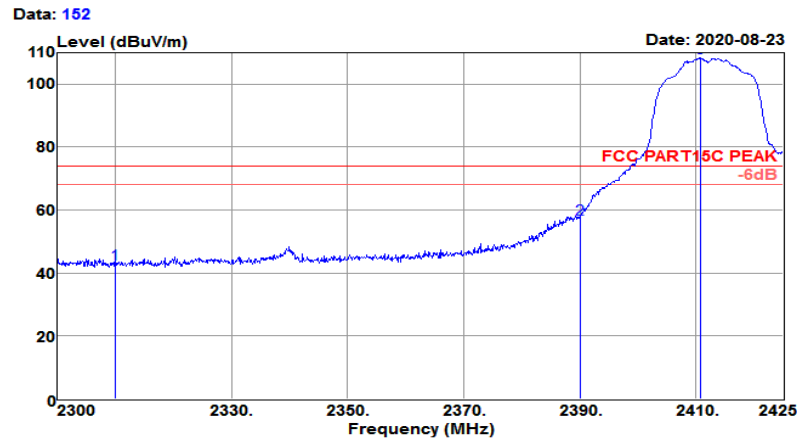
Data: 147



Freq MHz	Reading level dBuV	Antenna factor dB/m	Cable loss dB	Preamp factor dB	level dBuV/m	Limit level dBuV/m	Over limit dB	Remark
2462.960	98.36	27.72	4.24	35.96	94.36	54.00	40.36	Average
2483.500	44.46	27.76	4.26	36.00	40.48	54.00	-13.52	Average
2500.000	36.28	27.80	4.28	36.04	32.32	54.00	-21.68	Average

<b>Test Mode :</b>	802.11n HT20 CH01 (2412 MHz)	<b>Temperature :</b>	21~23°C
<b>Test Engineer :</b>	Jack Liu	<b>Relative Humidity :</b>	63~65%
<b>Frequency Range</b>	2.3GHz~2.425GHz	<b>Polarization :</b>	Horizontal

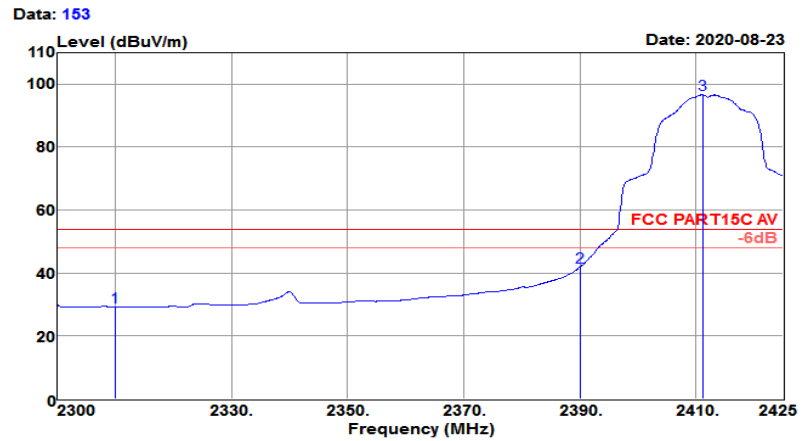
Test Site	: 3m Chamber	Temp/Humi	: 25°C/64%
Tested by	: Jack	Pol/Phase	: HORIZONTAL
Test Mode	: 802.11N HT20 CH01(2412MHz)	Power rating:	120VAc
EUT	: Smart Neon Flex Strip Light		
Model No.	: 50273		



Freq MHz	Reading level dBuV	Antenna factor dB/m	Cable loss dB	Preamp factor dB	level dBuV/m	Limit level dBuV/m	Over limit dB	Remark
2310.000	46.85	27.38	4.11	35.61	42.73	74.00	-31.27	Peak
2390.000	61.10	27.56	4.18	35.79	57.05	74.00	-16.95	Peak
2410.750	112.41	27.60	4.20	35.84	108.37	74.00	34.37	Peak

<b>Test Mode :</b>	802.11n HT20 CH01 (2412 MHz)	<b>Temperature :</b>	21~23°C
<b>Test Engineer :</b>	Jack Liu	<b>Relative Humidity :</b>	63~65%
<b>Frequency Range</b>	2.3GHz~2.425GHz	<b>Polarization :</b>	Horizontal

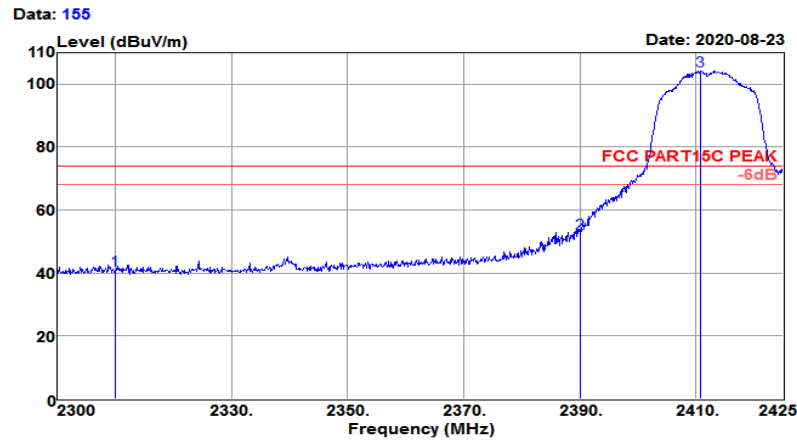
Test Site : 3m Chamber	Temp/Humi : 25°C/64%
Tested by : Jack	Pol/Phase : HORIZONTAL
Test Mode : 802.11N HT20 CH01(2412MHz)	Power rating: 120VAc
EUT : Smart Neon Flex Strip Light	
Model No. : 50273	



Freq MHz	Reading level dBuV	Antenna factor dB/m	Cable loss dB	Preamp factor dB	level dBuV/m	Limit level dBuV/m	Over limit dB	Remark
2310.000	33.38	27.38	4.11	35.61	29.26	54.00	-24.74	Average
2390.000	45.97	27.56	4.18	35.79	41.92	54.00	-12.08	Average
2411.125	100.67	27.60	4.20	35.84	96.63	54.00	42.63	Average

<b>Test Mode :</b>	802.11n HT20 CH01 (2412 MHz)	<b>Temperature :</b>	21~23°C
<b>Test Engineer :</b>	Jack Liu	<b>Relative Humidity :</b>	63~65%
<b>Frequency Range</b>	2.3GHz~2.425GHz	<b>Polarization :</b>	Vertical

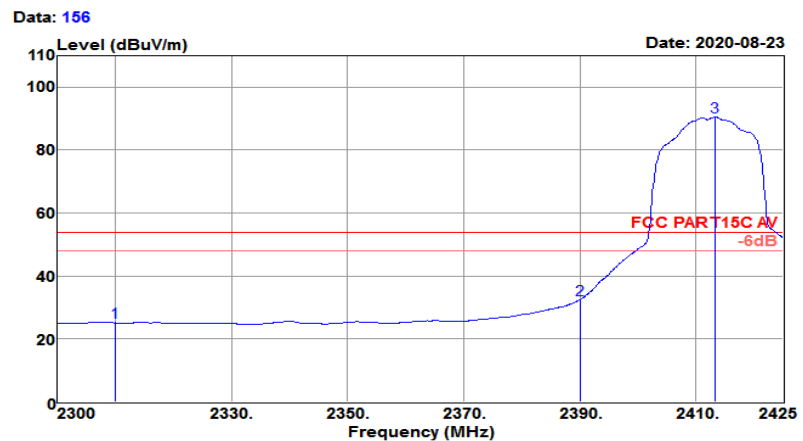
Test Site	: 3m Chamber	Temp/Humi	: 25°C/64%
Tested by	: Jack	Pol/Phase	: VERTICAL
Test Mode	: 802.11N HT20 CH01(2412MHz)	Power rating:	120VAc
EUT	: Smart Neon Flex Strip Light		
Model No.	: 50273		



Freq MHz	Reading level dBuV	Antenna factor dB/m	Cable loss dB	Preamp factor dB	level dBuV/m	Limit level dBuV/m	Over limit dB	Remark
2310.000	44.86	27.38	4.11	35.61	40.74	74.00	-33.26	Peak
2390.000	56.66	27.56	4.18	35.79	52.61	74.00	-21.39	Peak
2410.750	108.30	27.60	4.20	35.84	104.26	74.00	30.26	Peak

<b>Test Mode :</b>	802.11n HT20 CH01 (2412 MHz)	<b>Temperature :</b>	21~23°C
<b>Test Engineer :</b>	Jack Liu	<b>Relative Humidity :</b>	63~65%
<b>Frequency Range</b>	2.3GHz~2.425GHz	<b>Polarization :</b>	Vertical

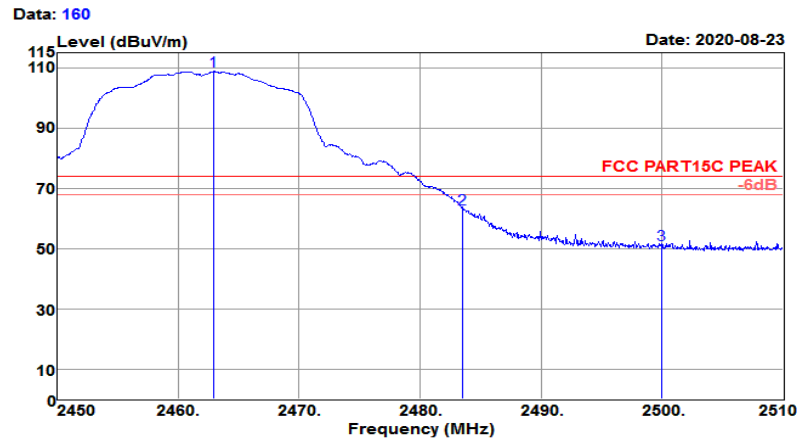
Test Site	: 3m Chamber	Temp/Humi	: 25°C/64%
Tested by	: Jack	Pol/Phase	: VERTICAL
Test Mode	: 802.11N HT20 CH01(2412MHz)	Power rating:	120VAc
EUT	: Smart Neon Flex Strip Light		
Model No.	: 50273		



Freq MHz	Reading level dBuV	Antenna factor dB/m	Cable loss dB	Preamp factor dB	level dBuV/m	Limit level dBuV/m	Over limit dB	Remark
2310.000	29.29	27.38	4.11	35.61	25.17	54.00	-28.83	Average
2390.000	36.55	27.56	4.18	35.79	32.50	54.00	-21.50	Average
2413.250	94.46	27.61	4.20	35.84	90.43	54.00	36.43	Average

<b>Test Mode :</b>	802.11n HT20 CH11 (2462 MHz)	<b>Temperature :</b>	21~23°C
<b>Test Engineer :</b>	Jack Liu	<b>Relative Humidity :</b>	63~65%
<b>Frequency Range</b>	2.45GHz~2.51GHz	<b>Polarization :</b>	Horizontal

Test Site	: 3m Chamber	Temp/Humi	: 25°C/64%
Tested by	: Jack	Pol/Phase	: HORIZONTAL
Test Mode	: 802.11N HT20 CH11(2462MHz)	Power rating:	120VAc
EUT	: Smart Neon Flex Strip Light		
Model No.	: 50273		



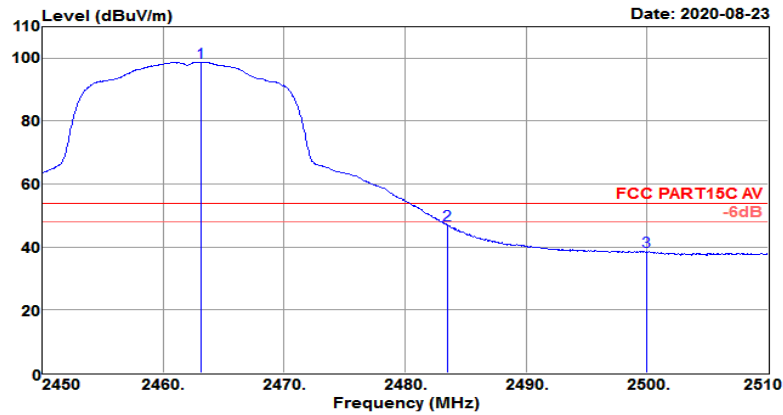
Freq MHz	Reading level dBuV	Antenna factor dB/m	Cable loss dB	Preamp factor dB	level dBuV/m	Limit level dBuV/m	Over limit dB	Remark
2462.960	112.76	27.72	4.24	35.96	108.76	74.00	34.76	Peak
2483.500	67.11	27.76	4.26	36.00	63.13	74.00	-10.87	Peak
2500.000	55.06	27.80	4.28	36.04	51.10	74.00	-22.90	Peak



<b>Test Mode :</b>	802.11n HT20 CH11 (2462 MHz)	<b>Temperature :</b>	21~23°C
<b>Test Engineer :</b>	Jack Liu	<b>Relative Humidity :</b>	63~65%
<b>Frequency Range</b>	2.45GHz~2.51GHz	<b>Polarization :</b>	Horizontal

Test Site	: 3m Chamber	Temp/Humi	: 25°C/64%
Tested by	: Jack	Pol/Phase	: HORIZONTAL
Test Mode	: 802.11N HT20 CH11(2462MHz)	Power rating:	120VAc
EUT	: Smart Neon Flex Strip Light		
Model No.	: 50273		

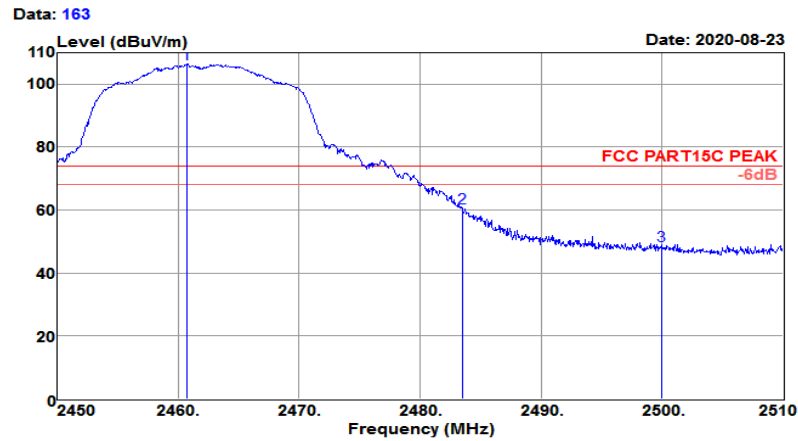
Data: 161



Freq MHz	Reading level dBuV	Antenna factor dB/m	Cable loss dB	Preamp factor dB	level dBuV/m	Limit level dBuV/m	Over limit dB	Remark
2463.140	102.77	27.72	4.24	35.96	98.77	54.00	44.77	Average
2483.500	51.01	27.76	4.26	36.00	47.03	54.00	-6.97	Average
2500.000	42.72	27.80	4.28	36.04	38.76	54.00	-15.24	Average

<b>Test Mode :</b>	802.11n HT20 CH11 (2462 MHz)	<b>Temperature :</b>	21~23°C
<b>Test Engineer :</b>	Jack Liu	<b>Relative Humidity :</b>	63~65%
<b>Frequency Range</b>	2.45GHz~2.51GHz	<b>Polarization :</b>	Vertical

Test Site	: 3m Chamber	Temp/Humi	: 25°C/64%
Tested by	: Jack	Pol/Phase	: VERTICAL
Test Mode	: 802.11N HT20 CH11(2462MHz)	Power rating:	120VAc
EUT	: Smart Neon Flex Strip Light		
Model No.	: 50273		

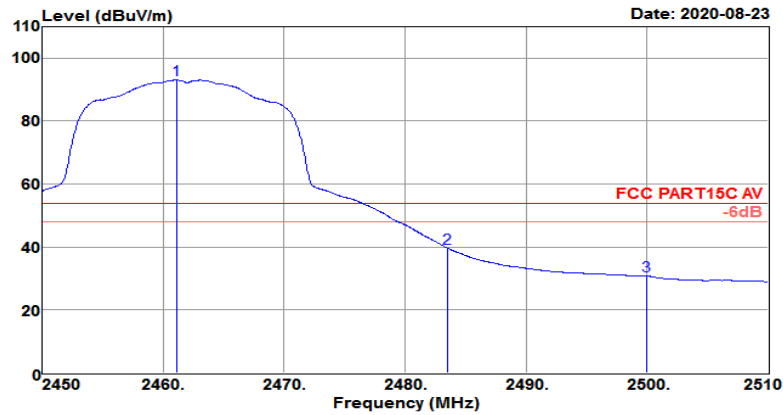


Freq MHz	Reading level dBuV	Antenna factor dB/m	Cable loss dB	Preamp factor dB	level dBuV/m	Limit level dBuV/m	Over limit dB	Remark
2460.740	110.33	27.71	4.24	35.95	106.33	74.00	32.33	Peak
2483.500	64.63	27.76	4.26	36.00	60.65	74.00	-13.35	Peak
2500.000	52.72	27.80	4.28	36.04	48.76	74.00	-25.24	Peak

<b>Test Mode :</b>	802.11n HT20 CH11 (2462 MHz)	<b>Temperature :</b>	21~23°C
<b>Test Engineer :</b>	Jack Liu	<b>Relative Humidity :</b>	63~65%
<b>Frequency Range</b>	2.45GHz~2.51GHz	<b>Polarization :</b>	Vertical

Test Site	: 3m Chamber	Temp/Humi	: 25°C/64%
Tested by	: Jack	Pol/Phase	: VERTICAL
Test Mode	: 802.11N HT20 CH11(2462MHz)	Power rating:	120VAc
EUT	: Smart Neon Flex Strip Light		
Model No.	: 50273		

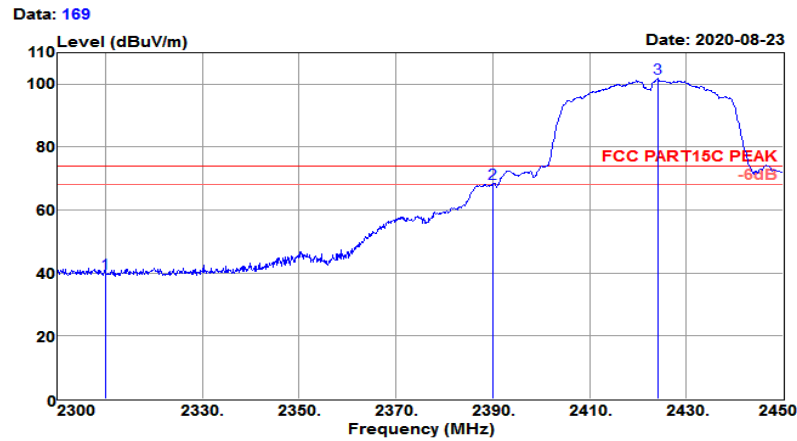
Data: 164



Freq MHz	Reading level dBuV	Antenna factor dB/m	Cable loss dB	Preamp factor dB	level dBuV/m	Limit level dBuV/m	Over limit dB	Remark
2461.160	97.06	27.71	4.24	35.95	93.06	54.00	39.06	Average
2483.500	43.67	27.76	4.26	36.00	39.69	54.00	-14.31	Average
2500.000	34.74	27.80	4.28	36.04	30.78	54.00	-23.22	Average

<b>Test Mode :</b>	802.11n HT40 CH03 (2422 MHz)	<b>Temperature :</b>	21~23°C
<b>Test Engineer :</b>	Jack Liu	<b>Relative Humidity :</b>	63~65%
<b>Frequency Range</b>	2.3GHz~2.45GHz	<b>Polarization :</b>	Horizontal

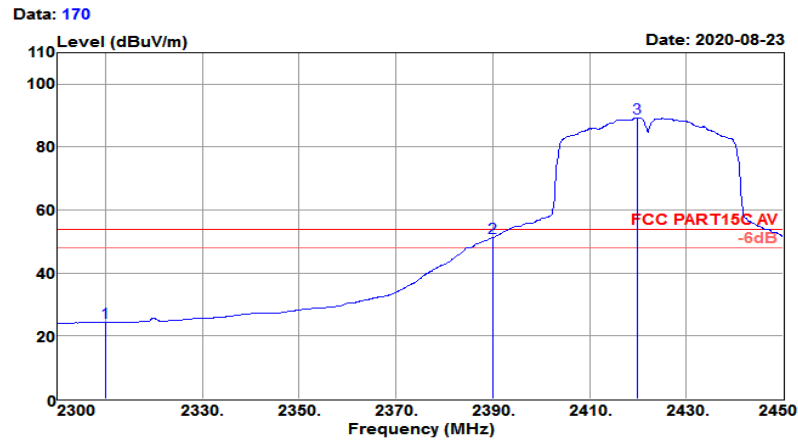
Test Site	: 3m Chamber	Temp/Humi	: 25°C/64%
Tested by	: Jack	Pol/Phase	: HORIZONTAL
Test Mode	: 802.11N HT40 CH03(2422MHz)	Power rating	: 120VAc
EUT	: Smart Neon Flex Strip Light		
Model No.	: 50273		



Freq MHz	Reading level dBuV	Antenna factor dB/m	Cable loss dB	Preamp factor dB	level dBuV/m	Limit level dBuV/m	Over limit dB	Remark
2310.000	44.19	27.38	4.11	35.61	40.07	74.00	-33.93	Peak
2390.000	72.46	27.56	4.18	35.79	68.41	74.00	-5.59	Peak
2424.200	105.82	27.63	4.21	35.87	101.79	74.00	27.79	Peak

<b>Test Mode :</b>	802.11n HT40 CH03 (2422 MHz)	<b>Temperature :</b>	21~23°C
<b>Test Engineer :</b>	Jack Liu	<b>Relative Humidity :</b>	63~65%
<b>Frequency Range</b>	2.3GHz~2.45GHz	<b>Polarization :</b>	Horizontal

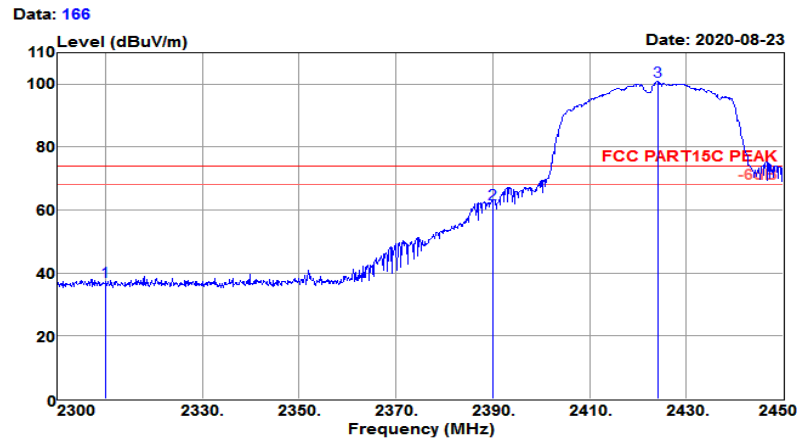
Test Site : 3m Chamber  
 Temp/Humi : 25°C/64%  
 Tested by : Jack  
 Pol/Phase : HORIZONTAL  
 Test Mode : 802.11N HT40 CH03(2422MHz)  
 Power rating: 120VAc  
 EUT : Smart Neon Flex Strip Light  
 Model No. : 50273



Freq MHz	Reading level dBuV	Antenna factor dB/m	Cable loss dB	Preamp factor dB	level dBuV/m	Limit level dBuV/m	Over limit dB	Remark
2310.000	28.51	27.38	4.11	35.61	24.39	54.00	-29.61	Average
2390.000	55.31	27.56	4.18	35.79	51.26	54.00	-2.74	Average
2419.850	93.39	27.62	4.21	35.86	89.36	54.00	35.36	Average

<b>Test Mode :</b>	802.11n HT40 CH03 (2422 MHz)	<b>Temperature :</b>	21~23°C
<b>Test Engineer :</b>	Jack Liu	<b>Relative Humidity :</b>	63~65%
<b>Frequency Range</b>	2.3GHz~2.45GHz	<b>Polarization :</b>	Vertical

Test Site	: 3m Chamber	Temp/Humi	: 25°C/64%
Tested by	: Jack	Pol/Phase	: VERTICAL
Test Mode	: 802.11N HT40 CH03(2422MHz)	Power rating:	120VAc
EUT	: Smart Neon Flex Strip Light		
Model No.	: 50273		

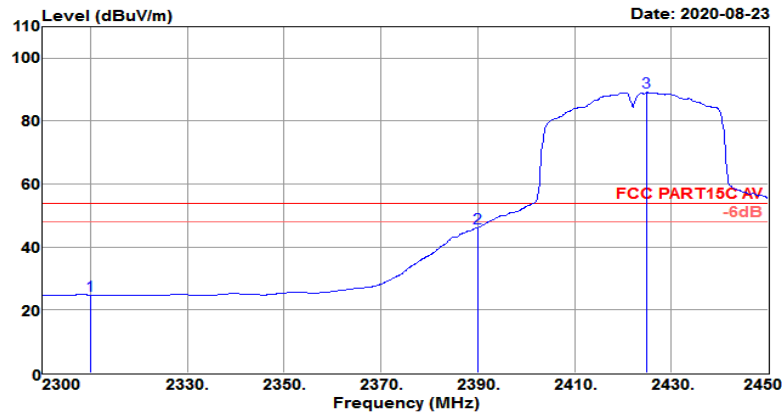


Freq MHz	Reading level dBuV	Antenna factor dB/m	Cable loss dB	Preamp factor dB	level dBuV/m	Limit level dBuV/m	Over limit dB	Remark
2310.000	41.60	27.38	4.11	35.61	37.48	74.00	-36.52	Peak
2390.000	65.98	27.56	4.18	35.79	61.93	74.00	-12.07	Peak
2424.050	104.94	27.63	4.21	35.87	100.91	74.00	26.91	Peak

<b>Test Mode :</b>	802.11n HT40 CH03 (2422 MHz)	<b>Temperature :</b>	21~23°C
<b>Test Engineer :</b>	Jack Liu	<b>Relative Humidity :</b>	63~65%
<b>Frequency Range</b>	2.3GHz~2.45GHz	<b>Polarization :</b>	Vertical

Test Site	: 3m Chamber	Temp/Humi	: 25°C/64%
Tested by	: Jack	Pol/Phase	: VERTICAL
Test Mode	: 802.11N HT40 CH03(2422MHz)	Power rating:	120VAc
EUT	: Smart Neon Flex Strip Light		
Model No.	: 50273		

Data: 167

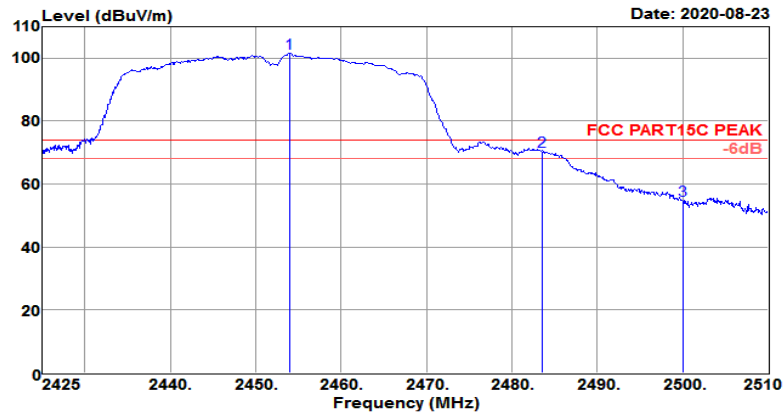


Freq MHz	Reading level dBuV	Antenna factor dB/m	Cable loss dB	Preamp factor dB	level dBuV/m	Limit level dBuV/m	Over limit dB	Remark
2310.000	28.89	27.38	4.11	35.61	24.77	54.00	-29.23	Average
2390.000	50.21	27.56	4.18	35.79	46.16	54.00	-7.84	Average
2424.950	93.14	27.63	4.21	35.87	89.11	54.00	35.11	Average

<b>Test Mode :</b>	802.11n HT40 CH09 (2452 MHz)	<b>Temperature :</b>	21~23°C
<b>Test Engineer :</b>	Jack Liu	<b>Relative Humidity :</b>	63~65%
<b>Frequency Range</b>	2.425GHz~2.51GHz	<b>Polarization :</b>	Horizontal

Test Site	: 3m Chamber	Temp/Humi	: 25°C/64%
Tested by	: Jack	Pol/Phase	: HORIZONTAL
Test Mode	: 802.11N HT40 CH09(2452MHz)	Power rating:	120VAc
EUT	: Smart Neon Flex Strip Light		
Model No.	: 50273		

Data: 177



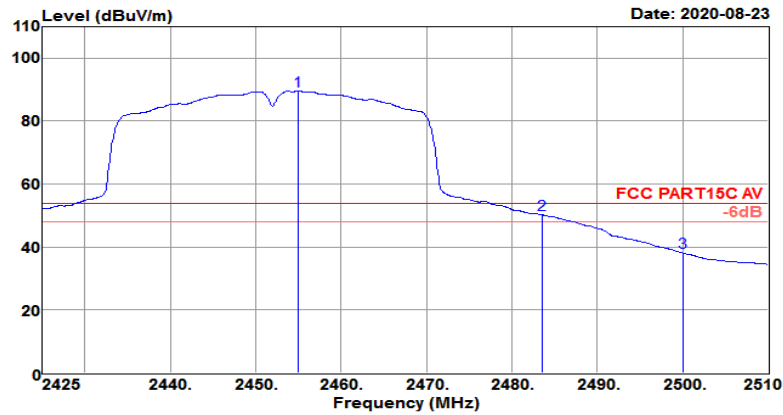
Freq MHz	Reading level dBuV	Antenna factor dB/m	Cable loss dB	Preamp factor dB	level dBuV/m	Limit level dBuV/m	Over limit dB	Remark
2453.985	105.59	27.70	4.24	35.94	101.59	74.00	27.59	Peak
2483.500	74.39	27.76	4.26	36.00	70.41	74.00	-3.59	Peak
2500.000	58.67	27.80	4.28	36.04	54.71	74.00	-19.29	Peak



<b>Test Mode :</b>	802.11n HT40 CH09 (2452 MHz)	<b>Temperature :</b>	21~23°C
<b>Test Engineer :</b>	Jack Liu	<b>Relative Humidity :</b>	63~65%
<b>Frequency Range</b>	2.425GHz~2.51GHz	<b>Polarization :</b>	Horizontal

Test Site	: 3m Chamber	Temp/Humi	: 25°C/64%
Tested by	: Jack	Pol/Phase	: HORIZONTAL
Test Mode	: 802.11N HT40 CH09(2452MHz)	Power rating:	120VAc
EUT	: Smart Neon Flex Strip Light		
Model No.	: 50273		

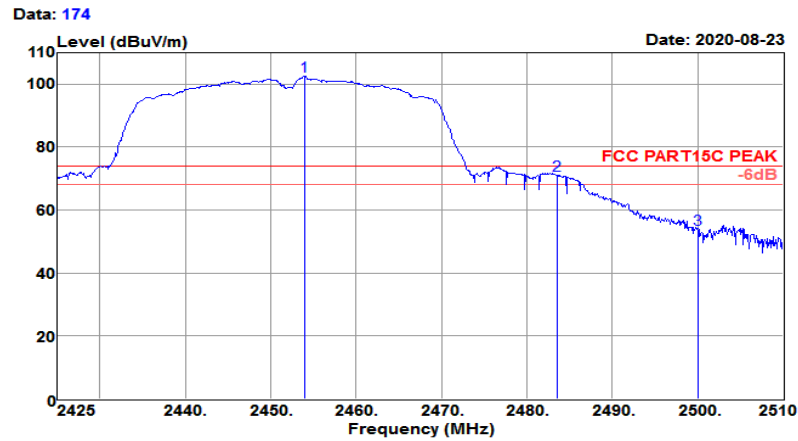
Data: 178



Freq MHz	Reading level dBuV	Antenna factor dB/m	Cable loss dB	Preamp factor dB	level dBuV/m	Limit level dBuV/m	Over limit dB	Remark
2454.920	93.68	27.70	4.24	35.94	89.68	54.00	35.68	Average
2483.500	54.24	27.76	4.26	36.00	50.26	54.00	-3.74	Average
2500.000	42.13	27.80	4.28	36.04	38.17	54.00	-15.83	Average

<b>Test Mode :</b>	802.11n HT40 CH09 (2452 MHz)	<b>Temperature :</b>	21~23°C
<b>Test Engineer :</b>	Jack Liu	<b>Relative Humidity :</b>	63~65%
<b>Frequency Range</b>	2.425GHz~2.51GHz	<b>Polarization :</b>	Vertical

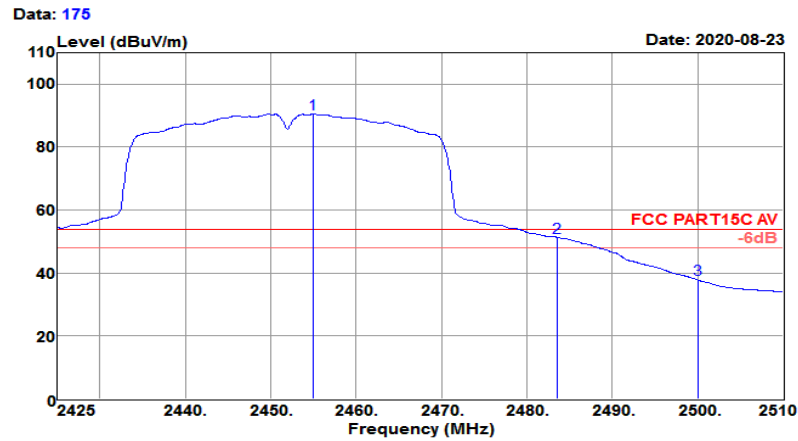
Test Site	: 3m Chamber	Temp/Humi	: 25°C/64%
Tested by	: Jack	Pol/Phase	: VERTICAL
Test Mode	: 802.11N HT40 CH09(2452MHz)	Power rating:	120VAc
EUT	: Smart Neon Flex Strip Light		
Model No.	: 50273		



Freq MHz	Reading level dBuV	Antenna factor dB/m	Cable loss dB	Preamp factor dB	level dBuV/m	Limit level dBuV/m	Over limit dB	Remark
2453.985	106.55	27.70	4.24	35.94	102.55	74.00	28.55	Peak
2483.500	75.00	27.76	4.26	36.00	71.02	74.00	-2.98	Peak
2500.000	57.68	27.80	4.28	36.04	53.72	74.00	-20.28	Peak

<b>Test Mode :</b>	802.11n HT40 CH09 (2452 MHz)	<b>Temperature :</b>	21~23°C
<b>Test Engineer :</b>	Jack Liu	<b>Relative Humidity :</b>	63~65%
<b>Frequency Range</b>	2.425GHz~2.51GHz	<b>Polarization :</b>	Vertical

Test Site : 3m Chamber  
 Temp/Humi : 25°C/64%  
 Tested by : Jack  
 Pol/Phase : VERTICAL  
 Test Mode : 802.11N HT40 CH09(2452MHz)  
 Power rating: 120VAc  
 EUT : Smart Neon Flex Strip Light  
 Model No. : 50273

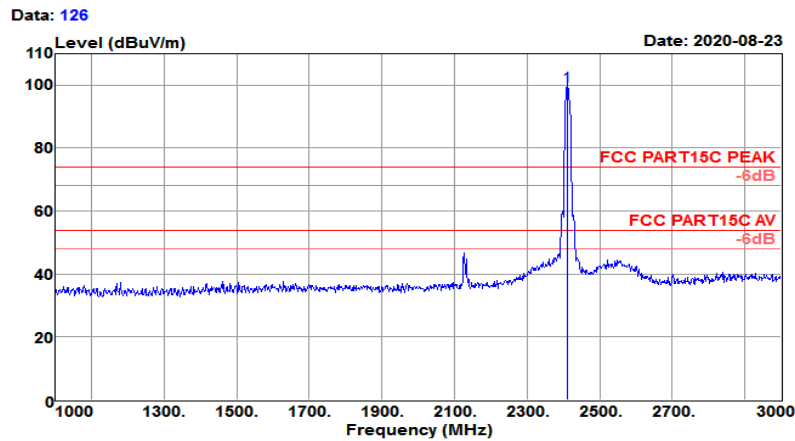


Freq MHz	Reading level dBuV	Antenna factor dB/m	Cable loss dB	Preamp factor dB	level dBuV/m	Limit level dBuV/m	Over limit dB	Remark
2454.920	94.55	27.70	4.24	35.94	90.55	54.00	36.55	Average
2483.500	55.39	27.76	4.26	36.00	51.41	54.00	-2.59	Average
2500.000	41.82	27.80	4.28	36.04	37.86	54.00	-16.14	Average

#### 4.5.5 Test Result of Radiated Spurious Emission (1GHz ~ 10<sup>th</sup> Harmonic)

<b>Test Mode :</b>	802.11b CH01 (2412 MHz)	<b>Temperature :</b>	21~23°C
<b>Test Engineer :</b>	Jack Liu	<b>Relative Humidity :</b>	63~65%
<b>Frequency Range</b>	1GHz~3GHz	<b>Polarization :</b>	Horizontal

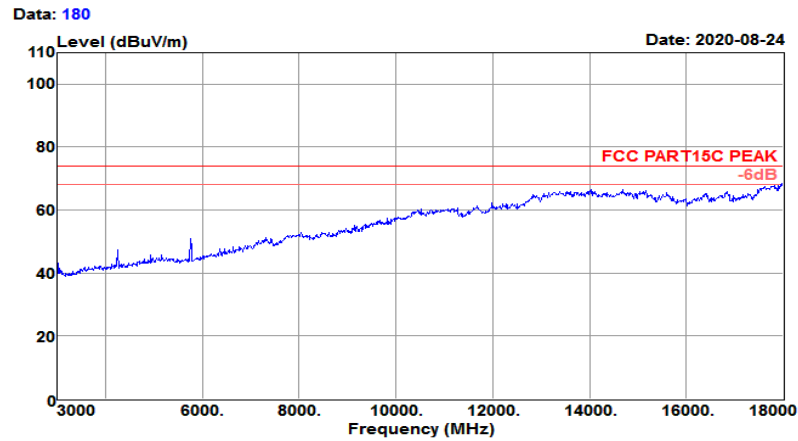
Test Site	: 3m Chamber	Temp/Humi	: 25°C/64%
Tested by	: Jack	Pol/Phase	: HORIZONTAL
Test Mode	: 802.11b CH01(2412MHz)	Power rating	: 120VAC
EUT	: Smart Neon Flex Strip Light		
Model No.	: 50273		



Freq MHz	Reading level dBuV	Antenna factor dB/m	Cable loss dB	Preamp factor dB	level dBuV/m	Limit level dBuV/m	Over limit dB	Remark
2412.000	103.78	27.61	4.20	35.84	99.75	74.00	25.75	Peak

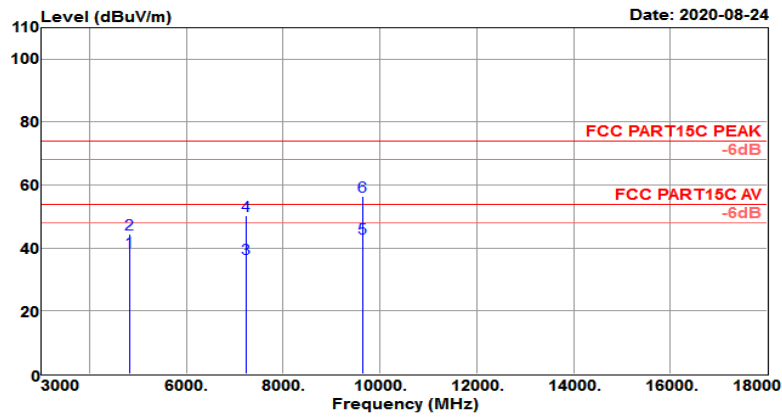
<b>Test Mode :</b>	802.11b CH01 (2412 MHz)	<b>Temperature :</b>	21~23°C
<b>Test Engineer :</b>	Jack Liu	<b>Relative Humidity :</b>	63~65%
<b>Frequency Range</b>	3GHz~18GHz	<b>Polarization :</b>	Horizontal

Test Site	: 3m Chamber	Temp/Humi	: 25°C/64%
Tested by	: Jack	Pol/Phase	: HORIZONTAL
Test Mode	: 802.11b CH01(2412MHz)	Power rating	: 120VAc
EUT	: Smart Neon Flex Strip Light		
Model No.	: 50273		



Test Site	: 3m Chamber	Temp/Humi	: 25°C/64%
Tested by	: Jack	Pol/Phase	: HORIZONTAL
Test Mode	: 802.11b CH01(2412MHz)	Power rating:	: 120VAc
EUT	: Smart Neon Flex Strip Light		
Model No.	: 50273		

Data: 181

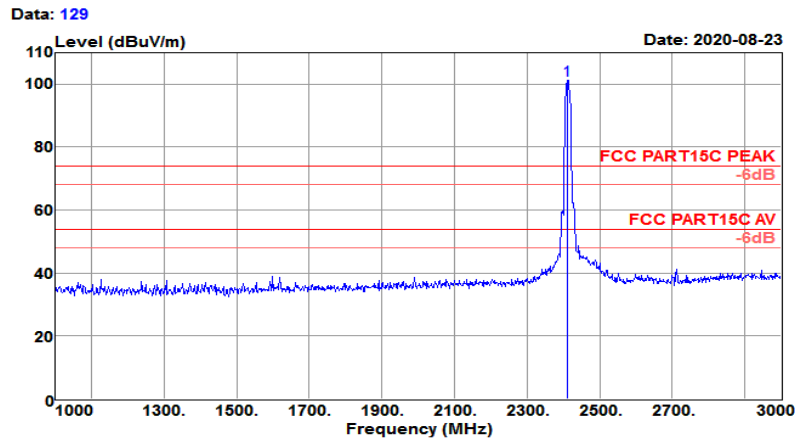


Freq MHz	Reading level dBuV	Antenna factor dB/m	Cable loss dB	Preamp factor dB	level dBuV/m	Limit level dBuV/m	Over limit dB	Remark
4824.000	60.28	30.95	6.09	58.24	39.08	54.00	-14.92	Average
4824.000	65.61	30.95	6.09	58.24	44.41	74.00	-29.59	Peak
7236.000	50.53	35.47	9.21	58.53	36.68	54.00	-17.32	Average
7236.000	64.24	35.47	9.21	58.53	50.39	74.00	-23.61	Peak
9648.000	50.34	38.42	12.32	58.03	43.05	54.00	-10.95	Average
9648.000	63.66	38.42	12.32	58.03	56.37	74.00	-17.63	Peak

Note: Emission was scanned up to 26GHz; No emissions were detected above the noise floor which was at least 20dB below the specification limit.

<b>Test Mode :</b>	802.11b CH01 (2412 MHz)	<b>Temperature :</b>	21~23°C
<b>Test Engineer :</b>	Jack Liu	<b>Relative Humidity :</b>	63~65%
<b>Frequency Range</b>	1GHz~3GHz	<b>Polarization :</b>	Vertical

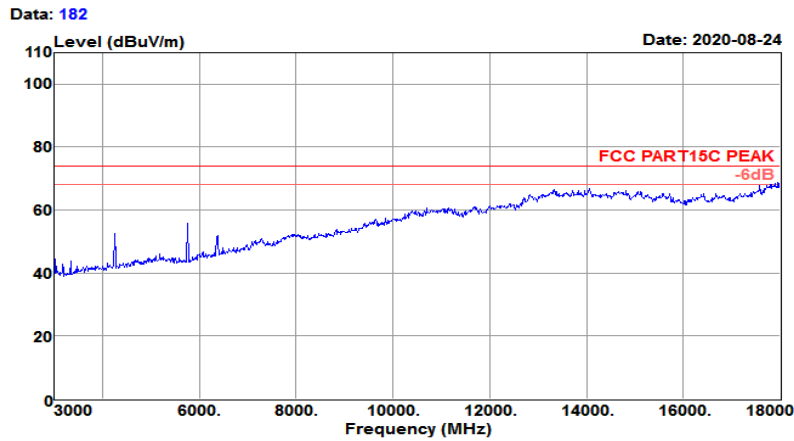
Test Site	: 3m Chamber	Temp/Humi	: 25°C / 64%
Tested by	: Jack	Pol/Phase	: VERTICAL
Test Mode	: 802.11b CH01(2412MHz)	Power rating:	: 120VAc
EUT	: Smart Neon Flex Strip Light		
Model No.	: 50273		



Freq MHz	Reading level dBuV	Antenna factor dB/m	Cable loss dB	Preamp factor dB	level dBuV/m	Limit level dBuV/m	Over limit dB	Remark
2412.000	105.32	27.61	4.20	35.84	101.29	74.00	27.29	Peak

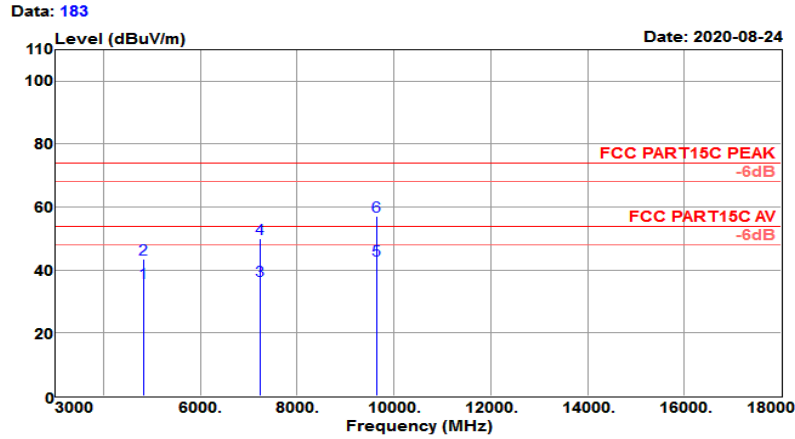
<b>Test Mode :</b>	802.11b CH01 (2412 MHz)	<b>Temperature :</b>	21~23℃
<b>Test Engineer :</b>	Jack Liu	<b>Relative Humidity :</b>	63~65%
<b>Frequency Range</b>	3GHz~18GHz	<b>Polarization :</b>	Vertical

Test Site	: 3m Chamber	Temp/Humi	: 25℃/64%
Tested by	: Jack	Pol/Phase	: VERTICAL
Test Mode	: 802.11b CH01(2412MHz)	Power rating:	: 120VAC
EUT	: Smart Neon Flex Strip Light		
Model No.	: 50273		





Test Site	: 3m Chamber	Temp/Humi	: 25°C/64%
Tested by	: Jack	Pol/Phase	: VERTICAL
Test Mode	: 802.11b CH01(2412MHz)	Power rating:	: 120VAc
EUT	: Smart Neon Flex Strip Light		
Model No.	: 50273		

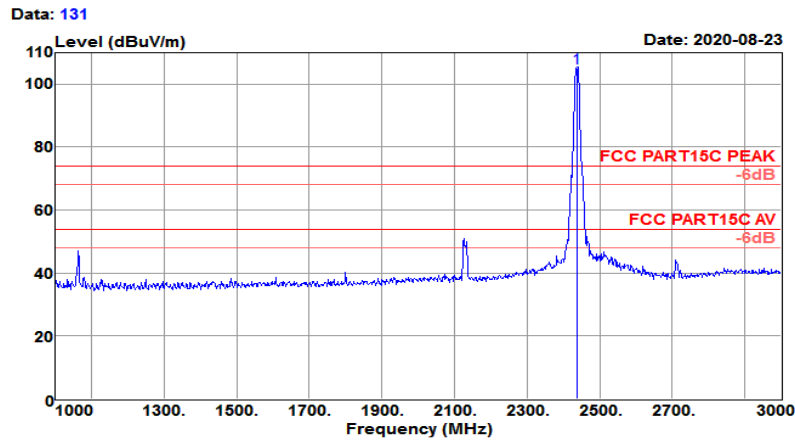


Freq MHz	Reading level dBuV	Antenna factor dB/m	Cable loss dB	Preamp factor dB	level dBuV/m	Limit level dBuV/m	Over limit dB	Remark
4824.000	57.20	30.95	6.09	58.24	36.00	54.00	-18.00	Average
4824.000	64.78	30.95	6.09	58.24	43.58	74.00	-30.42	Peak
7236.000	50.65	35.47	9.21	58.53	36.80	54.00	-17.20	Average
7236.000	63.91	35.47	9.21	58.53	50.06	74.00	-23.94	Peak
9648.000	50.36	38.42	12.32	58.03	43.07	54.00	-10.93	Average
9648.000	64.26	38.42	12.32	58.03	56.97	74.00	-17.03	Peak

Note: Emission was scanned up to 26GHz; No emissions were detected above the noise floor which was at least 20dB below the specification limit.

<b>Test Mode :</b>	802.11b CH06 (2437MHz)	<b>Temperature :</b>	21~23℃
<b>Test Engineer :</b>	Jack Liu	<b>Relative Humidity :</b>	63~65%
<b>Frequency Range</b>	1GHz~3GHz	<b>Polarization :</b>	Horizontal

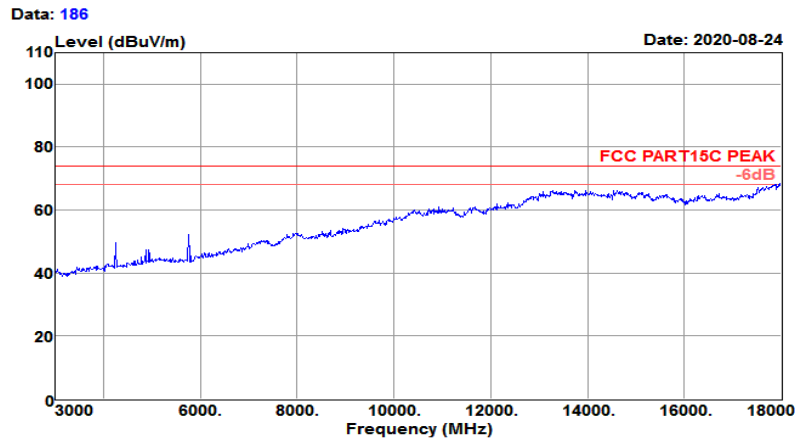
Test Site	: 3m Chamber	Temp/Humi	: 25℃/64%
Tested by	: Jack	Pol/Phase	: HORIZONTAL
Test Mode	: 802.11b CH06(2437MHz)	Power rating:	: 120VAc
EUT	: Smart Neon Flex Strip Light		
Model No.	: 50273		



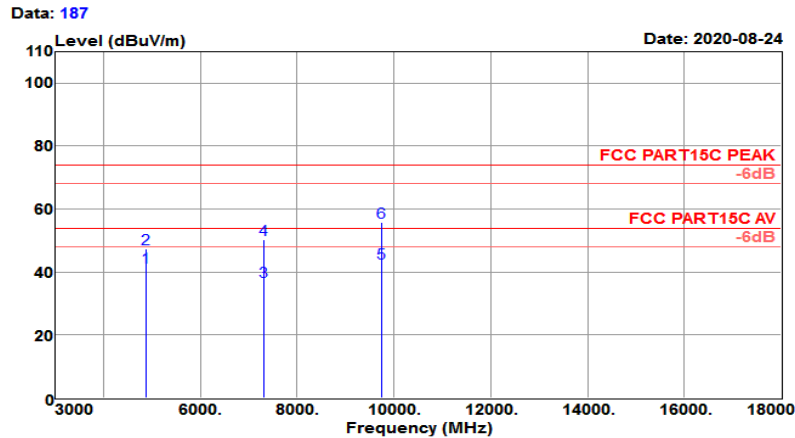
Freq MHz	Reading level dBuV	Antenna factor dB/m	Cable loss dB	Preamp factor dB	level dBuV/m	Limit level dBuV/m	Over limit dB	Remark
2437.000	109.26	27.66	4.22	35.90	105.24	74.00	31.24	Peak

<b>Test Mode :</b>	802.11b CH06 (2437MHz)	<b>Temperature :</b>	21~23℃
<b>Test Engineer :</b>	Jack Liu	<b>Relative Humidity :</b>	63~65%
<b>Frequency Range</b>	3GHz~18GHz	<b>Polarization :</b>	Horizontal

Test Site	: 3m Chamber	Temp/Humi	: 25℃/64%
Tested by	: Jack	Pol/Phase	: HORIZONTAL
Test Mode	: 802.11b CH06(2437MHz)	Power rating:	: 120VAC
EUT	: Smart Neon Flex Strip Light		
Model No.	: 50273		



Test Site	: 3m Chamber	Temp/Humi	: 25°C/64%
Tested by	: Jack	Pol/Phase	: HORIZONTAL
Test Mode	: 802.11b CH06(2437MHz)	Power rating:	: 120VAc
EUT	: Smart Neon Flex Strip Light		
Model No.	: 50273		

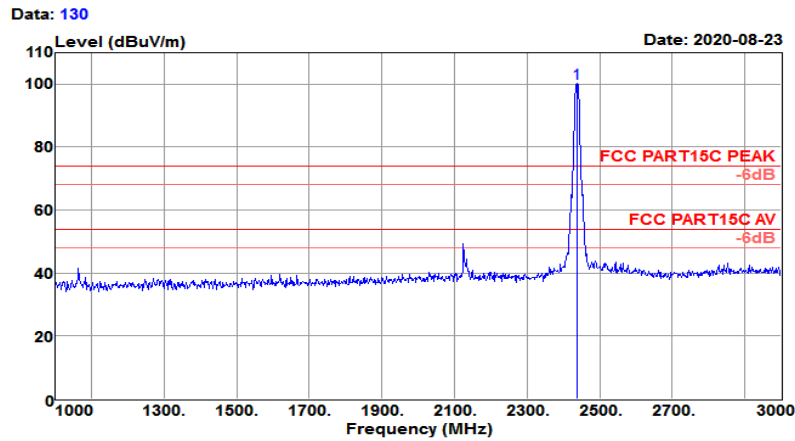


Freq MHz	Reading level dBuV	Antenna factor dB/m	Cable loss dB	Preamp factor dB	level dBuV/m	Limit level dBuV/m	Over limit dB	Remark
4874.000	62.67	31.02	6.08	58.17	41.60	54.00	-12.40	Average
4874.000	68.32	31.02	6.08	58.17	47.25	74.00	-26.75	Peak
7311.000	50.87	35.65	9.20	58.56	37.16	54.00	-16.84	Average
7311.000	63.87	35.65	9.20	58.56	50.16	74.00	-23.84	Peak
9748.000	49.92	38.50	12.48	57.96	42.94	54.00	-11.06	Average
9748.000	62.96	38.50	12.48	57.96	55.98	74.00	-18.02	Peak

Note: Emission was scanned up to 26GHz; No emissions were detected above the noise floor which was at least 20dB below the specification limit.

<b>Test Mode :</b>	802.11b CH06 (2437MHz)	<b>Temperature :</b>	21~23℃
<b>Test Engineer :</b>	Jack Liu	<b>Relative Humidity :</b>	63~65%
<b>Frequency Range</b>	1GHz~3GHz	<b>Polarization :</b>	Vertical

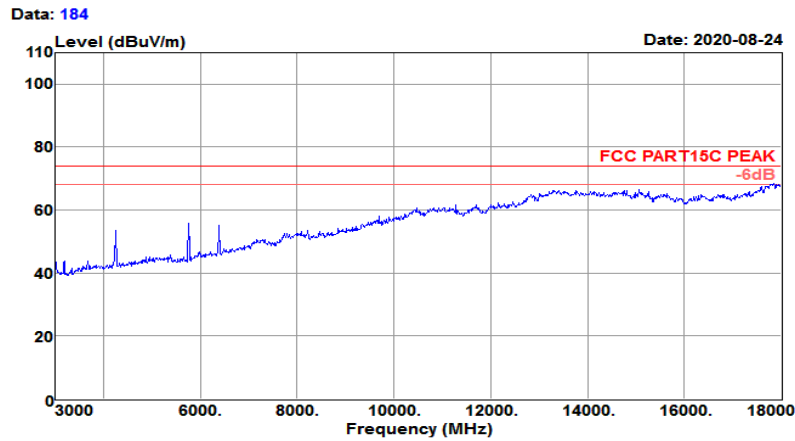
Test Site	: 3m Chamber	Temp/Humi	: 25℃/64%
Tested by	: Jack	Pol/Phase	: VERTICAL
Test Mode	: 802.11b CH06(2437MHz)	Power rating:	: 120VAc
EUT	: Smart Neon Flex Strip Light		
Model No.	: 50273		



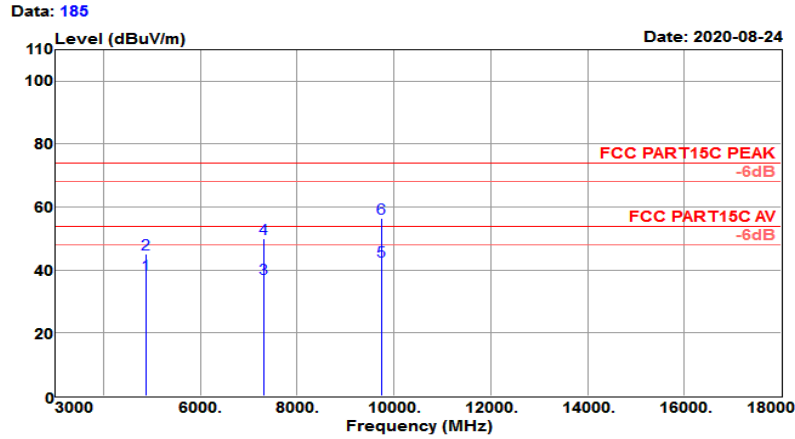
Freq MHz	Reading level dBuV	Antenna factor dB/m	Cable loss dB	Preamp factor dB	level dBuV/m	Limit level dBuV/m	Over limit dB	Remark
2437.000	104.19	27.66	4.22	35.90	100.17	74.00	26.17	Peak

<b>Test Mode :</b>	802.11b CH06 (2437MHz)	<b>Temperature :</b>	21~23℃
<b>Test Engineer :</b>	Jack Liu	<b>Relative Humidity :</b>	63~65%
<b>Frequency Range</b>	3GHz~18GHz	<b>Polarization :</b>	Vertical

Test Site	: 3m Chamber	Temp/Humi	: 25℃/64%
Tested by	: Jack	Pol/Phase	: VERTICAL
Test Mode	: 802.11b CH06(2437MHz)	Power rating:	: 120VAC
EUT	: Smart Neon Flex Strip Light		
Model No.	: 50273		



Test Site	: 3m Chamber	Temp/Humi	: 25°C/64%
Tested by	: Jack	Pol/Phase	: VERTICAL
Test Mode	: 802.11b CH06(2437MHz)	Power rating:	: 120VAc
EUT	: Smart Neon Flex Strip Light		
Model No.	: 50273		

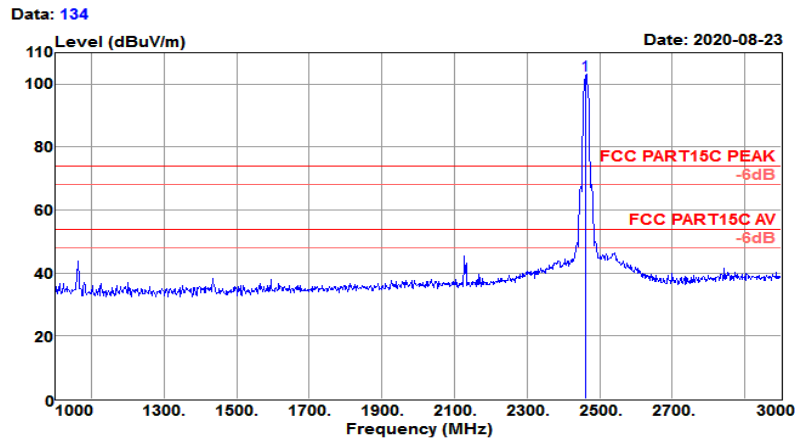


Freq MHz	Reading level dBuV	Antenna factor dB/m	Cable loss dB	Preamp factor dB	level dBuV/m	Limit level dBuV/m	Over limit dB	Remark
4874.000	59.76	31.02	6.08	58.17	38.69	54.00	-15.31	Average
4874.000	66.12	31.02	6.08	58.17	45.05	74.00	-28.95	Peak
7311.000	50.89	35.65	9.20	58.56	37.18	54.00	-16.82	Average
7311.000	63.81	35.65	9.20	58.56	50.10	74.00	-23.90	Peak
9748.000	49.86	38.50	12.48	57.96	42.88	54.00	-11.12	Average
9748.000	63.61	38.50	12.48	57.96	56.63	74.00	-17.37	Peak

Note: Emission was scanned up to 26GHz; No emissions were detected above the noise floor which was at least 20dB below the specification limit.

<b>Test Mode :</b>	802.11b CH11 (2462MHz)	<b>Temperature :</b>	21~23℃
<b>Test Engineer :</b>	Jack Liu	<b>Relative Humidity :</b>	63~65%
<b>Frequency Range</b>	1GHz~3GHz	<b>Polarization :</b>	Horizontal

Test Site	: 3m Chamber	Temp/Humi	: 25℃/64%
Tested by	: Jack	Pol/Phase	: HORIZONTAL
Test Mode	: 802.11b CH11(2462MHz)	Power rating:	: 120VAc
EUT	: Smart Neon Flex Strip Light		
Model No.	: 50273		

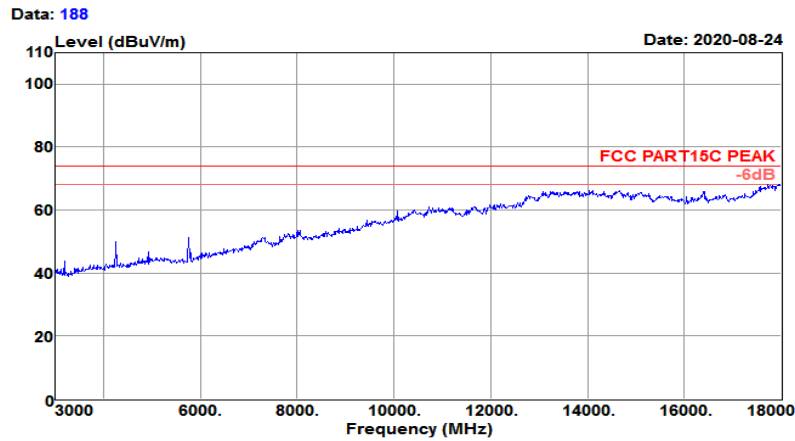


Freq MHz	Reading level dBuV	Antenna factor dB/m	Cable loss dB	Preamp factor dB	level dBuV/m	Limit level dBuV/m	Over limit dB	Remark
2462.000	106.94	27.72	4.24	35.95	102.95	74.00	28.95	Peak

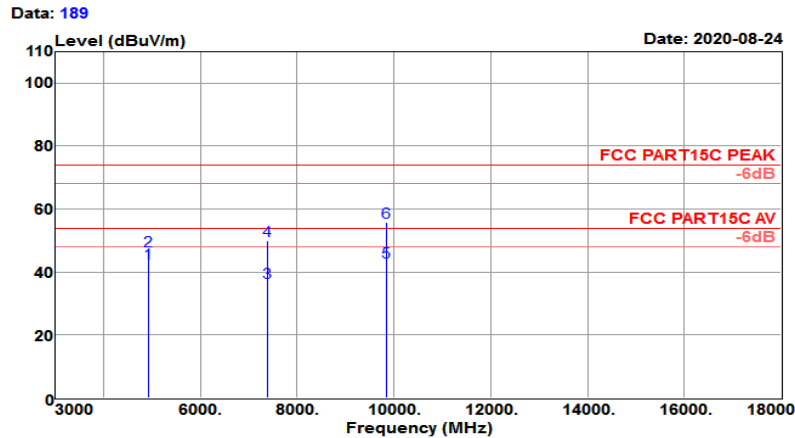


<b>Test Mode :</b>	802.11b CH11 (2462MHz)	<b>Temperature :</b>	21~23℃
<b>Test Engineer :</b>	Jack Liu	<b>Relative Humidity :</b>	63~65%
<b>Frequency Range</b>	3GHz~18GHz	<b>Polarization :</b>	Horizontal

Test Site	: 3m Chamber	Temp/Humi	: 25℃/64%
Tested by	: Jack	Pol/Phase	: HORIZONTAL
Test Mode	: 802.11b CH11(2462MHz)	Power rating:	: 120VAC
EUT	: Smart Neon Flex Strip Light		
Model No.	: 50273		



Test Site	: 3m Chamber	Temp/Humi	: 25°C/64%
Tested by	: Jack	Pol/Phase	: HORIZONTAL
Test Mode	: 802.11b CH11(2462MHz)	Power rating:	: 120VAC
EUT	: Smart Neon Flex Strip Light		
Model No.	: 50273		

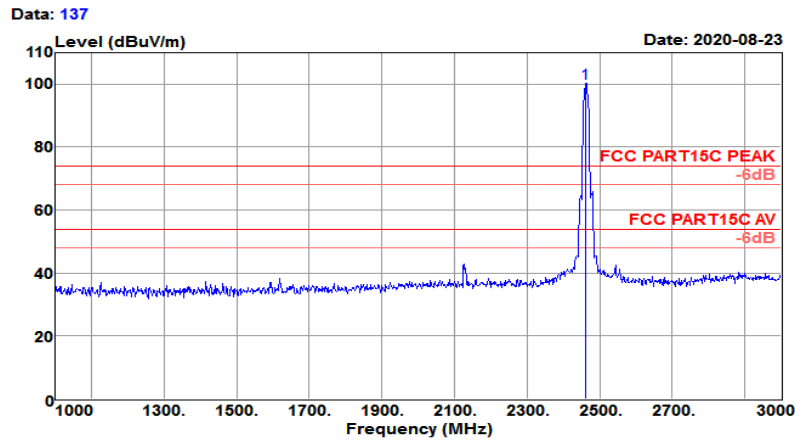


Freq MHz	Reading level dBuV	Antenna factor dB/m	Cable loss dB	Preamp factor dB	level dBuV/m	Limit level dBuV/m	Over limit dB	Remark
4924.000	63.85	31.09	6.08	58.11	42.91	54.00	-11.09	Average
4924.000	67.79	31.09	6.08	58.11	46.85	74.00	-27.15	Peak
7386.000	50.17	35.83	9.18	58.59	36.59	54.00	-17.41	Average
7386.000	63.60	35.83	9.18	58.59	50.02	74.00	-23.98	Peak
9848.000	49.55	38.58	12.83	57.89	43.07	54.00	-10.93	Average
9848.000	62.35	38.58	12.83	57.89	55.87	74.00	-18.13	Peak

Note: Emission was scanned up to 26GHz; No emissions were detected above the noise floor which was at least 20dB below the specification limit.

<b>Test Mode :</b>	802.11b CH11 (2462MHz)	<b>Temperature :</b>	21~23℃
<b>Test Engineer :</b>	Jack Liu	<b>Relative Humidity :</b>	63~65%
<b>Frequency Range</b>	1GHz~3GHz	<b>Polarization :</b>	Vertical

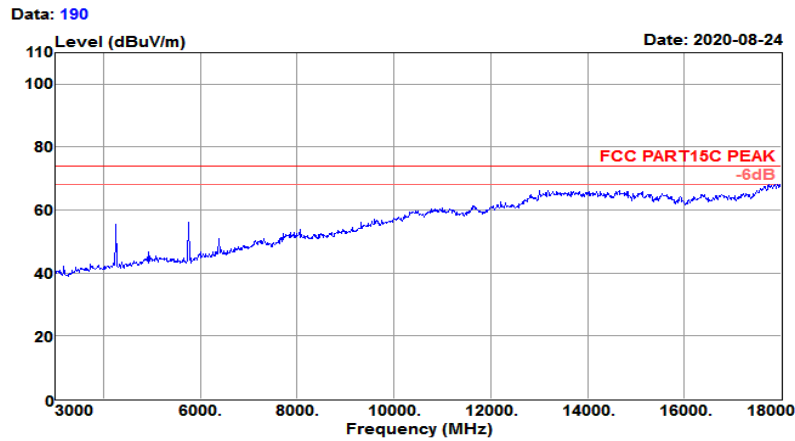
Test Site	: 3m Chamber	Temp/Humi	: 25℃/64%
Tested by	: Jack	Pol/Phase	: VERTICAL
Test Mode	: 802.11b CH11(2462MHz)	Power rating:	: 120VAc
EUT	: Smart Neon Flex Strip Light		
Model No.	: 50273		



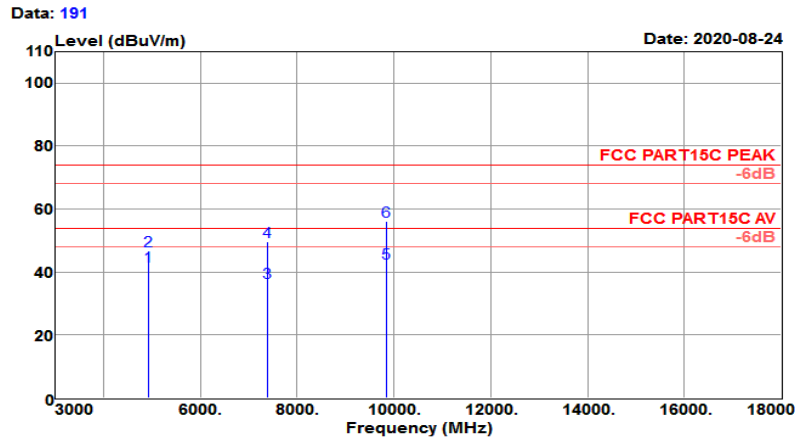
Freq MHz	Reading level dBuV	Antenna factor dB/m	Cable loss dB	Preamp factor dB	level dBuV/m	Limit level dBuV/m	Over limit dB	Remark
2462.000	104.20	27.72	4.24	35.95	100.21	74.00	26.21	Peak

<b>Test Mode :</b>	802.11b CH11 (2462MHz)	<b>Temperature :</b>	21~23℃
<b>Test Engineer :</b>	Jack Liu	<b>Relative Humidity :</b>	63~65%
<b>Frequency Range</b>	3GHz~18GHz	<b>Polarization :</b>	Vertical

Test Site	: 3m Chamber	Temp/Humi	: 25℃/64%
Tested by	: Jack	Pol/Phase	: VERTICAL
Test Mode	: 802.11b CH11(2462MHz)	Power rating:	: 120VAC
EUT	: Smart Neon Flex Strip Light		
Model No.	: 50273		



Test Site	: 3m Chamber	Temp/Humi	: 25°C/64%
Tested by	: Jack	Pol/Phase	: VERTICAL
Test Mode	: 802.11b CH11(2462MHz)	Power rating:	120VAc
EUT	: Smart Neon Flex Strip Light		
Model No.	: 50273		

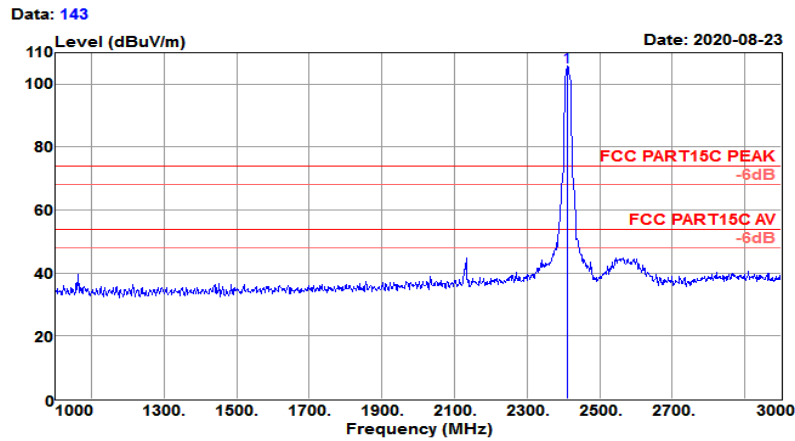


Freq MHz	Reading level dBuV	Antenna factor dB/m	Cable loss dB	Preamp factor dB	level dBuV/m	Limit level dBuV/m	Over limit dB	Remark
4924.000	62.67	31.09	6.08	58.11	41.73	54.00	-12.27	Average
4924.000	67.52	31.09	6.08	58.11	46.58	74.00	-27.42	Peak
7386.000	50.17	35.83	9.18	58.59	36.59	54.00	-17.41	Average
7386.000	63.32	35.83	9.18	58.59	49.74	74.00	-24.26	Peak
9848.000	49.46	38.58	12.83	57.89	42.98	54.00	-11.02	Average
9848.000	62.74	38.58	12.83	57.89	56.26	74.00	-17.74	Peak

Note: Emission was scanned up to 26GHz; No emissions were detected above the noise floor which was at least 20dB below the specification limit.

<b>Test Mode :</b>	802.11g CH01 (2412 MHz)	<b>Temperature :</b>	21~23°C
<b>Test Engineer :</b>	Jack Liu	<b>Relative Humidity :</b>	63~65%
<b>Frequency Range</b>	1GHz~3GHz	<b>Polarization :</b>	Horizontal

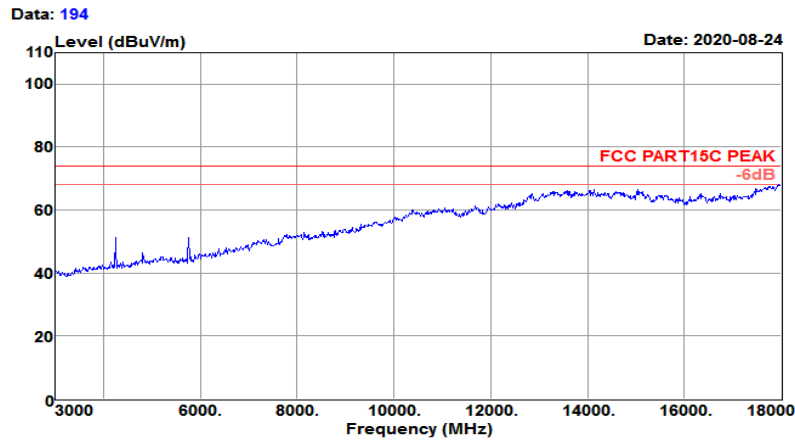
Test Site	: 3m Chamber	Temp/Humi	: 25°C / 64%
Tested by	: Jack	Pol/Phase	: HORIZONTAL
Test Mode	: 802.11g CH01(2412MHz)	Power rating:	: 120VAc
EUT	: Smart Neon Flex Strip Light		
Model No.	: 50273		



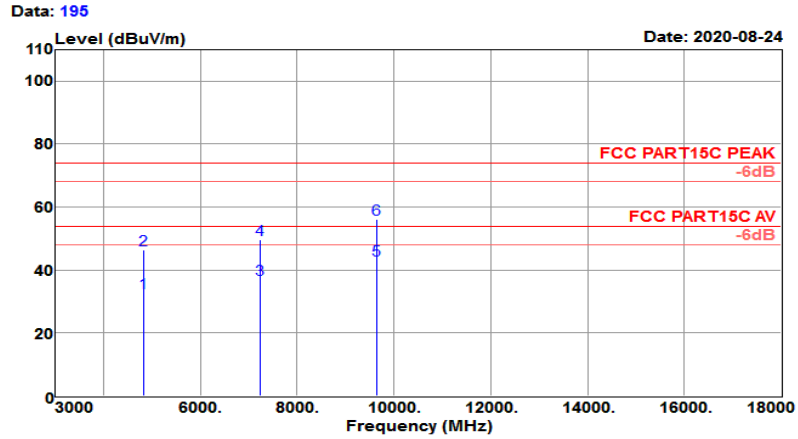
Freq MHz	Reading level dBuV	Antenna factor dB/m	Cable loss dB	Preamp factor dB	level dBuV/m	Limit level dBuV/m	Over limit dB	Remark
2412.000	109.58	27.61	4.20	35.84	105.55	74.00	31.55	Peak

<b>Test Mode :</b>	802.11g CH01 (2412 MHz)	<b>Temperature :</b>	21~23℃
<b>Test Engineer :</b>	Jack Liu	<b>Relative Humidity :</b>	63~65%
<b>Frequency Range</b>	3GHz~18GHz	<b>Polarization :</b>	Horizontal

Test Site	: 3m Chamber	Temp/Humi	: 25℃/64%
Tested by	: Jack	Pol/Phase	: HORIZONTAL
Test Mode	: 802.11g CH01(2412MHz)	Power rating:	: 120VAC
EUT	: Smart Neon Flex Strip Light		
Model No.	: 50273		



Test Site	: 3m Chamber	Temp/Humi	: 25°C/64%
Tested by	: Jack	Pol/Phase	: HORIZONTAL
Test Mode	: 802.11g CH01(2412MHz)	Power rating:	: 120VAc
EUT	: Smart Neon Flex Strip Light		
Model No.	: 50273		



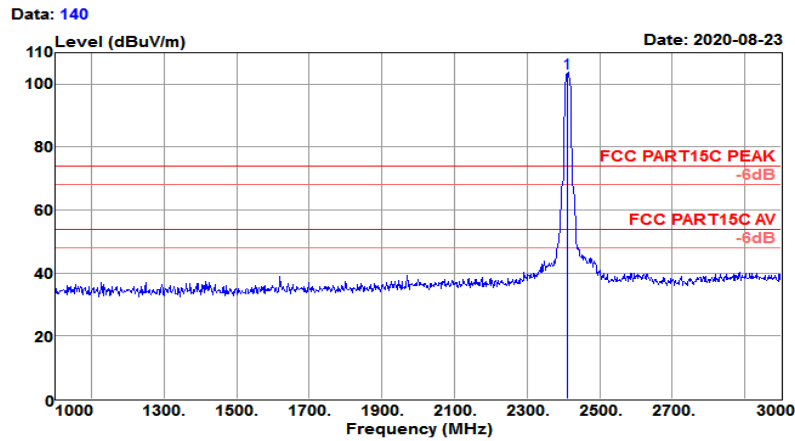
Freq MHz	Reading level dBuV	Antenna factor dB/m	Cable loss dB	Preamp factor dB	level dBuV/m	Limit level dBuV/m	Over limit dB	Remark
4824.000	53.85	30.95	6.09	58.24	32.65	54.00	-21.35	Average
4824.000	67.55	30.95	6.09	58.24	46.35	74.00	-27.65	Peak
7236.000	50.77	35.47	9.21	58.53	36.92	54.00	-17.08	Average
7236.000	63.65	35.47	9.21	58.53	49.80	74.00	-24.20	Peak
9648.000	50.35	38.42	12.32	58.03	43.06	54.00	-10.94	Average
9648.000	63.58	38.42	12.32	58.03	56.29	74.00	-17.71	Peak

Note: Emission was scanned up to 26GHz; No emissions were detected above the noise floor which was at least 20dB below the specification limit.



<b>Test Mode :</b>	802.11g CH01 (2412 MHz)	<b>Temperature :</b>	21~23°C
<b>Test Engineer :</b>	Jack Liu	<b>Relative Humidity :</b>	63~65%
<b>Frequency Range</b>	1GHz~3GHz	<b>Polarization :</b>	Vertical

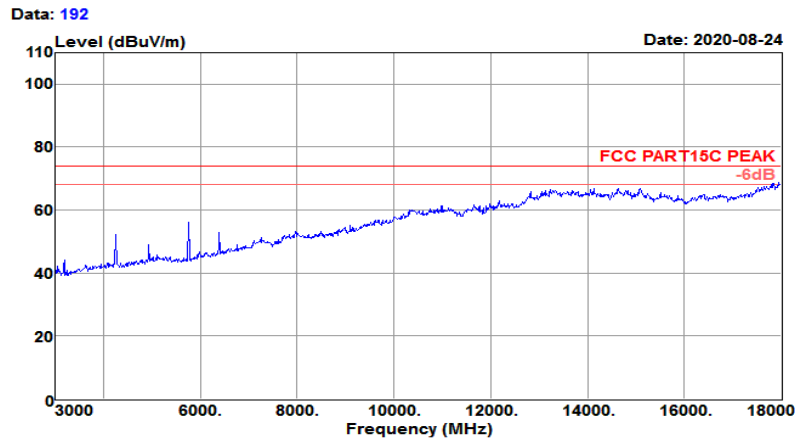
Test Site	: 3m Chamber	Temp/Humi	: 25°C / 64%
Tested by	: Jack	Pol/Phase	: VERTICAL
Test Mode	: 802.11g CH01(2412MHz)	Power rating:	: 120VAc
EUT	: Smart Neon Flex Strip Light		
Model No.	: 50273		



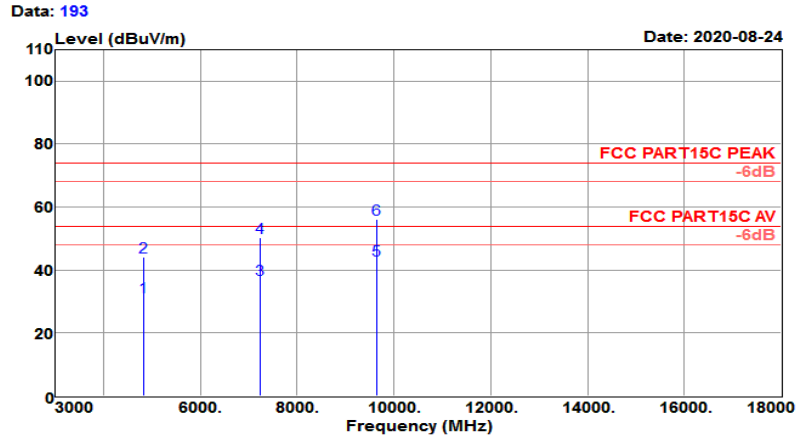
Freq MHz	Reading level dBuV	Antenna factor dB/m	Cable loss dB	Preamp factor dB	level dBuV/m	Limit level dBuV/m	Over limit dB	Remark
2412.000	107.64	27.61	4.20	35.84	103.61	74.00	29.61	Peak

<b>Test Mode :</b>	802.11g CH01 (2412 MHz)	<b>Temperature :</b>	21~23℃
<b>Test Engineer :</b>	Jack Liu	<b>Relative Humidity :</b>	63~65%
<b>Frequency Range</b>	3GHz~18GHz	<b>Polarization :</b>	Vertical

Test Site	: 3m Chamber	Temp/Humi	: 25℃/64%
Tested by	: Jack	Pol/Phase	: VERTICAL
Test Mode	: 802.11g CH01(2412MHz)	Power rating:	: 120VAC
EUT	: Smart Neon Flex Strip Light		
Model No.	: 50273		



Test Site	: 3m Chamber	Temp/Humi	: 25°C/64%
Tested by	: Jack	Pol/Phase	: VERTICAL
Test Mode	: 802.11g CH01(2412MHz)	Power rating:	120VAC
EUT	: Smart Neon Flex Strip Light		
Model No.	: 50273		

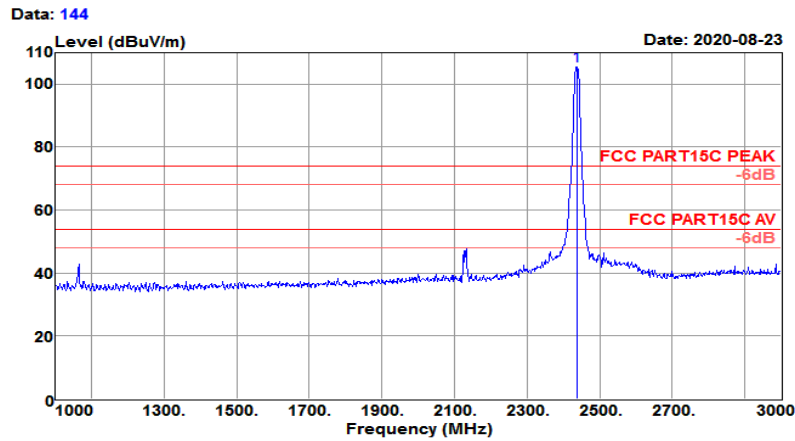


Freq MHz	Reading level dBuV	Antenna factor dB/m	Cable loss dB	Preamp factor dB	level dBuV/m	Limit level dBuV/m	Over limit dB	Remark
4824.000	52.73	30.95	6.09	58.24	31.53	54.00	-22.47	Average
4824.000	65.36	30.95	6.09	58.24	44.16	74.00	-29.84	Peak
7236.000	50.87	35.47	9.21	58.53	37.02	54.00	-16.98	Average
7236.000	64.05	35.47	9.21	58.53	50.20	74.00	-23.80	Peak
9648.000	50.35	38.42	12.32	58.03	43.06	54.00	-10.94	Average
9648.000	63.42	38.42	12.32	58.03	56.13	74.00	-17.87	Peak

Note: Emission was scanned up to 26GHz; No emissions were detected above the noise floor which was at least 20dB below the specification limit.

<b>Test Mode :</b>	802.11g CH06 (2437MHz)	<b>Temperature :</b>	21~23℃
<b>Test Engineer :</b>	Jack Liu	<b>Relative Humidity :</b>	63~65%
<b>Frequency Range</b>	1GHz~3GHz	<b>Polarization :</b>	Horizontal

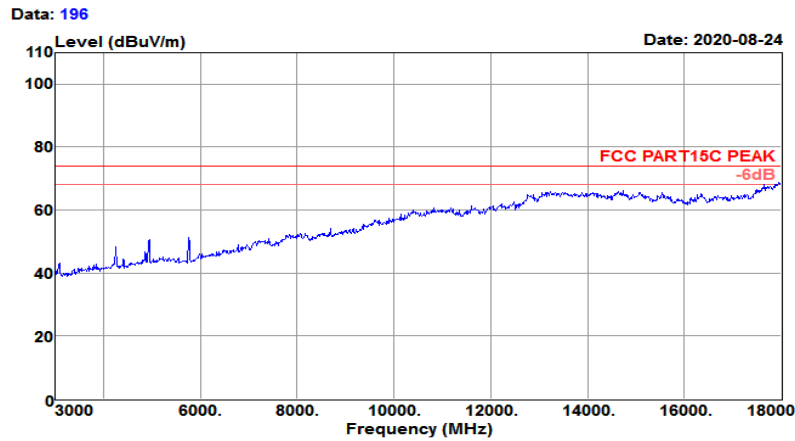
Test Site	: 3m Chamber	Temp/Humi	: 25℃/64%
Tested by	: Jack	Pol/Phase	: HORIZONTAL
Test Mode	: 802.11g CH06(2437MHz)	Power rating:	: 120VAc
EUT	: Smart Neon Flex Strip Light		
Model No.	: 50273		



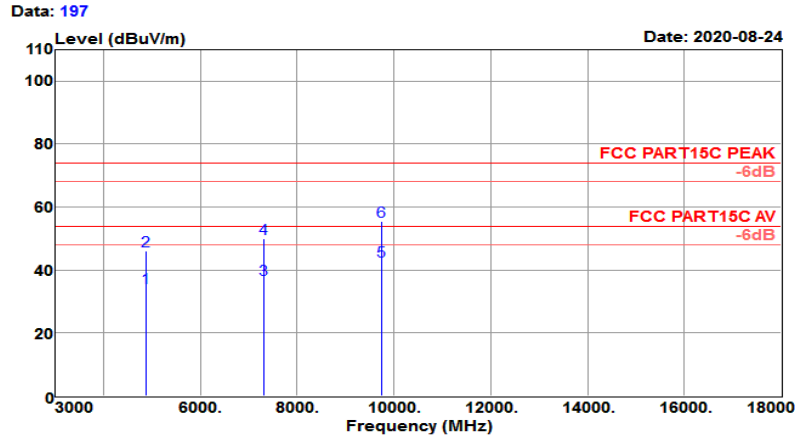
Freq MHz	Reading level dBuV	Antenna factor dB/m	Cable loss dB	Preamp factor dB	level dBuV/m	Limit level dBuV/m	Over limit dB	Remark
2437.000	109.64	27.66	4.22	35.90	105.62	74.00	31.62	Peak

<b>Test Mode :</b>	802.11g CH06 (2437MHz)	<b>Temperature :</b>	21~23℃
<b>Test Engineer :</b>	Jack Liu	<b>Relative Humidity :</b>	63~65%
<b>Frequency Range</b>	3GHz~18GHz	<b>Polarization :</b>	Horizontal

Test Site	: 3m Chamber	Temp/Humi	: 25℃/64%
Tested by	: Jack	Pol/Phase	: HORIZONTAL
Test Mode	: 802.11g CH06(2437MHz)	Power rating:	: 120VAC
EUT	: Smart Neon Flex Strip Light		
Model No.	: 50273		



Test Site	: 3m Chamber	Temp/Humi	: 25°C/64%
Tested by	: Jack	Pol/Phase	: HORIZONTAL
Test Mode	: 802.11g CH06(2437MHz)	Power rating:	: 120VAC
EUT	: Smart Neon Flex Strip Light		
Model No.	: 50273		

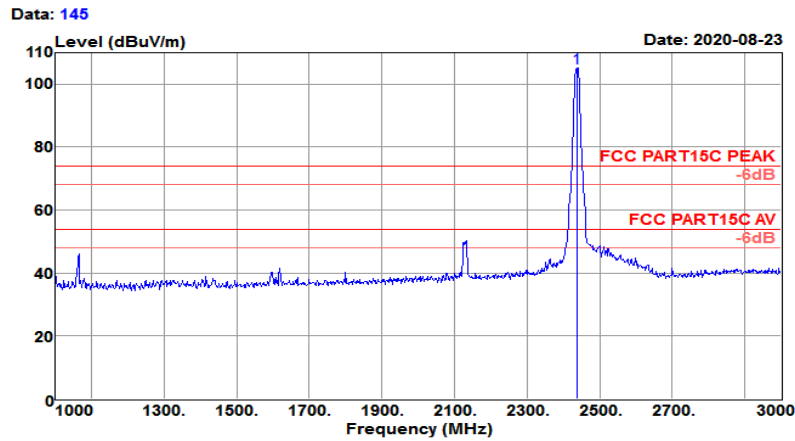


Freq MHz	Reading level dBuV	Antenna factor dB/m	Cable loss dB	Preamp factor dB	level dBuV/m	Limit level dBuV/m	Over limit dB	Remark
4874.000	55.57	31.02	6.08	58.17	34.50	54.00	-19.50	Average
4874.000	67.22	31.02	6.08	58.17	46.15	74.00	-27.85	Peak
7311.000	50.77	35.65	9.20	58.56	37.06	54.00	-16.94	Average
7311.000	63.76	35.65	9.20	58.56	50.05	74.00	-23.95	Peak
9748.000	49.75	38.50	12.48	57.96	42.77	54.00	-11.23	Average
9748.000	62.44	38.50	12.48	57.96	55.46	74.00	-18.54	Peak

Note: Emission was scanned up to 26GHz; No emissions were detected above the noise floor which was at least 20dB below the specification limit.

<b>Test Mode :</b>	802.11g CH06 (2437MHz)	<b>Temperature :</b>	21~23℃
<b>Test Engineer :</b>	Jack Liu	<b>Relative Humidity :</b>	63~65%
<b>Frequency Range</b>	1GHz~3GHz	<b>Polarization :</b>	Vertical

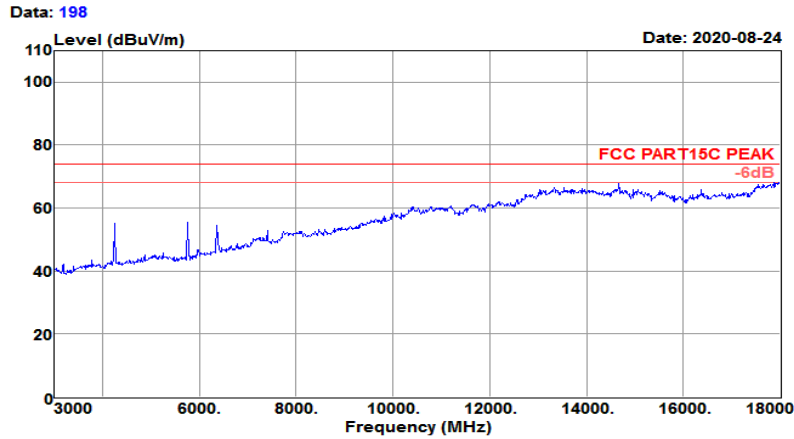
Test Site	: 3m Chamber	Temp/Humi	: 25℃/64%
Tested by	: Jack	Pol/Phase	: VERTICAL
Test Mode	: 802.11g CH06(2437MHz)	Power rating:	: 120VAc
EUT	: Smart Neon Flex Strip Light		
Model No.	: 50273		



Freq MHz	Reading level dBuV	Antenna factor dB/m	Cable loss dB	Preamp factor dB	level dBuV/m	Limit level dBuV/m	Over limit dB	Remark
2437.000	109.25	27.66	4.22	35.90	105.23	74.00	31.23	Peak

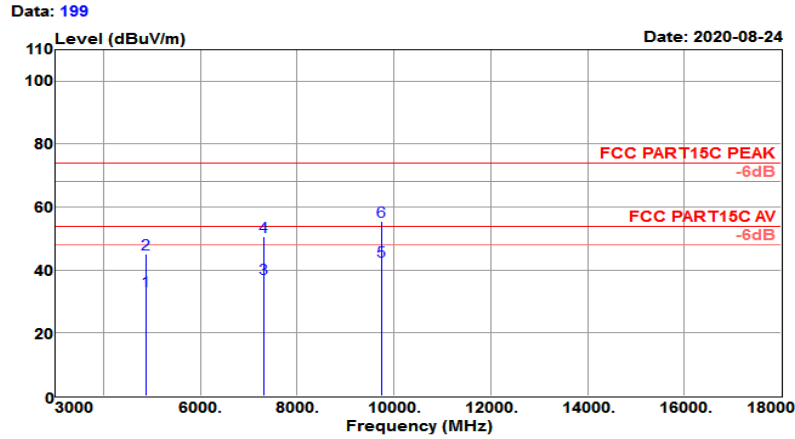
<b>Test Mode :</b>	802.11g CH06 (2437MHz)	<b>Temperature :</b>	21~23℃
<b>Test Engineer :</b>	Jack Liu	<b>Relative Humidity :</b>	63~65%
<b>Frequency Range</b>	3GHz~18GHz	<b>Polarization :</b>	Vertical

Test Site	: 3m Chamber	Temp/Humi	: 25℃/64%
Tested by	: Jack	Pol/Phase	: VERTICAL
Test Mode	: 802.11g CH06(2437MHz)	Power rating:	: 120VAC
EUT	: Smart Neon Flex Strip Light		
Model No.	: 50273		





Test Site	: 3m Chamber	Temp/Humi	: 25°C/64%
Tested by	: Jack	Pol/Phase	: VERTICAL
Test Mode	: 802.11g CH06(2437MHz)	Power rating:	120VAc
EUT	: Smart Neon Flex Strip Light		
Model No.	: 50273		

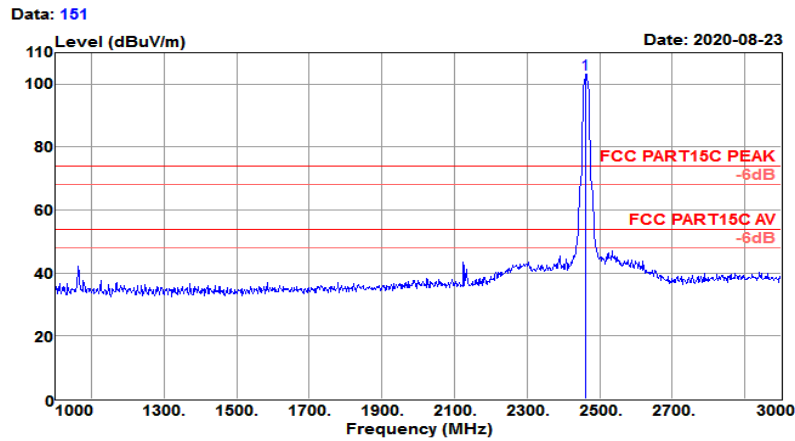


Freq MHz	Reading level dBuV	Antenna factor dB/m	Cable loss dB	Preamp factor dB	level dBuV/m	Limit level dBuV/m	Over limit dB	Remark
4874.000	54.37	31.02	6.08	58.17	33.30	54.00	-20.70	Average
4874.000	66.29	31.02	6.08	58.17	45.22	74.00	-28.78	Peak
7311.000	50.91	35.65	9.20	58.56	37.20	54.00	-16.80	Average
7311.000	64.24	35.65	9.20	58.56	50.53	74.00	-23.47	Peak
9748.000	49.72	38.50	12.48	57.96	42.74	54.00	-11.26	Average
9748.000	62.33	38.50	12.48	57.96	55.35	74.00	-18.65	Peak

Note: Emission was scanned up to 26GHz; No emissions were detected above the noise floor which was at least 20dB below the specification limit.

<b>Test Mode :</b>	802.11g CH11 (2462MHz)	<b>Temperature :</b>	21~23℃
<b>Test Engineer :</b>	Jack Liu	<b>Relative Humidity :</b>	63~65%
<b>Frequency Range</b>	1GHz~3GHz	<b>Polarization :</b>	Horizontal

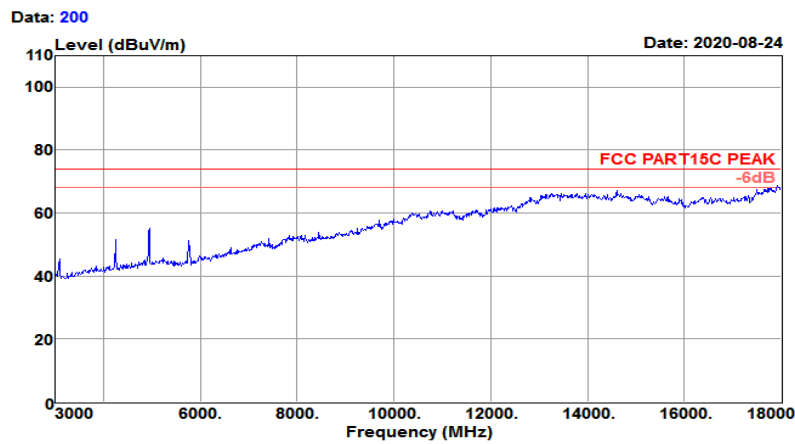
Test Site	: 3m Chamber	Temp/Humi	: 25℃/64%
Tested by	: Jack	Pol/Phase	: HORIZONTAL
Test Mode	: 802.11g CH11(2462MHz)	Power rating:	: 120VAC
EUT	: Smart Neon Flex Strip Light		
Model No.	: 50273		



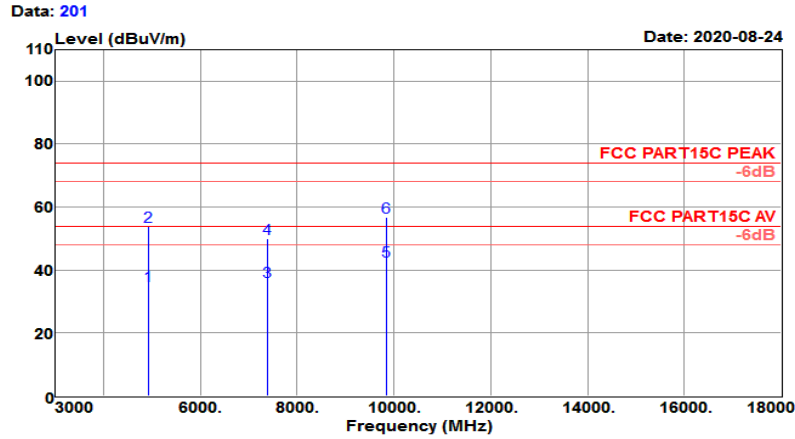
Freq MHz	Reading level dBuV	Antenna factor dB/m	Cable loss dB	Preamp factor dB	level dBuV/m	Limit level dBuV/m	Over limit dB	Remark
2462.000	107.20	27.72	4.24	35.95	103.21	74.00	29.21	Peak

<b>Test Mode :</b>	802.11g CH11 (2462MHz)	<b>Temperature :</b>	21~23℃
<b>Test Engineer :</b>	Jack Liu	<b>Relative Humidity :</b>	63~65%
<b>Frequency Range</b>	3GHz~18GHz	<b>Polarization :</b>	Horizontal

Test Site	: 3m Chamber	Temp/Humi	: 25℃/64%
Tested by	: Jack	Pol/Phase	: HORIZONTAL
Test Mode	: 802.11g CH11(2462MHz)	Power rating:	: 120VAC
EUT	: Smart Neon Flex Strip Light		
Model No.	: 50273		



Test Site	: 3m Chamber	Temp/Humi	: 25°C/64%
Tested by	: Jack	Pol/Phase	: HORIZONTAL
Test Mode	: 802.11g CH11(2462MHz)	Power rating:	: 120VAC
EUT	: Smart Neon Flex Strip Light		
Model No.	: 50273		

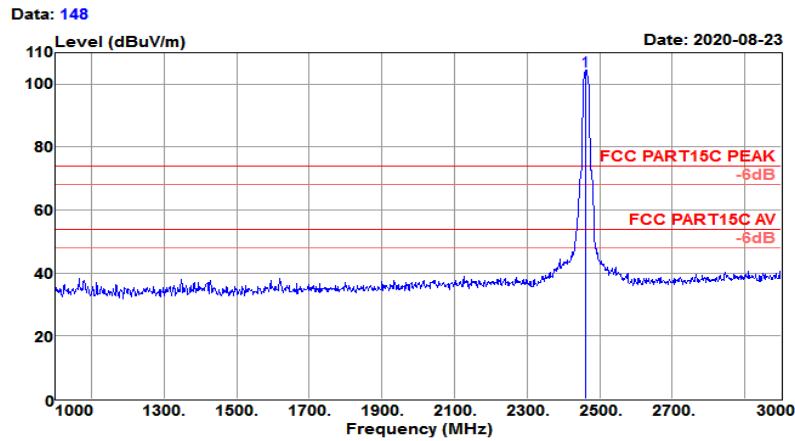


Freq MHz	Reading level dBuV	Antenna factor dB/m	Cable loss dB	Preamp factor dB	level dBuV/m	Limit level dBuV/m	Over limit dB	Remark
4924.000	55.98	31.09	6.08	58.11	35.04	54.00	-18.96	Average
4924.000	74.84	31.09	6.08	58.11	53.90	74.00	-20.10	Peak
7386.000	50.02	35.83	9.18	58.59	36.44	54.00	-17.56	Average
7386.000	63.50	35.83	9.18	58.59	49.92	74.00	-24.08	Peak
9848.000	49.34	38.58	12.83	57.89	42.86	54.00	-11.14	Average
9848.000	63.33	38.58	12.83	57.89	56.85	74.00	-17.15	Peak

Note: Emission was scanned up to 26GHz; No emissions were detected above the noise floor which was at least 20dB below the specification limit.

<b>Test Mode :</b>	802.11g CH11 (2462MHz)	<b>Temperature :</b>	21~23℃
<b>Test Engineer :</b>	Jack Liu	<b>Relative Humidity :</b>	63~65%
<b>Frequency Range</b>	1GHz~3GHz	<b>Polarization :</b>	Vertical

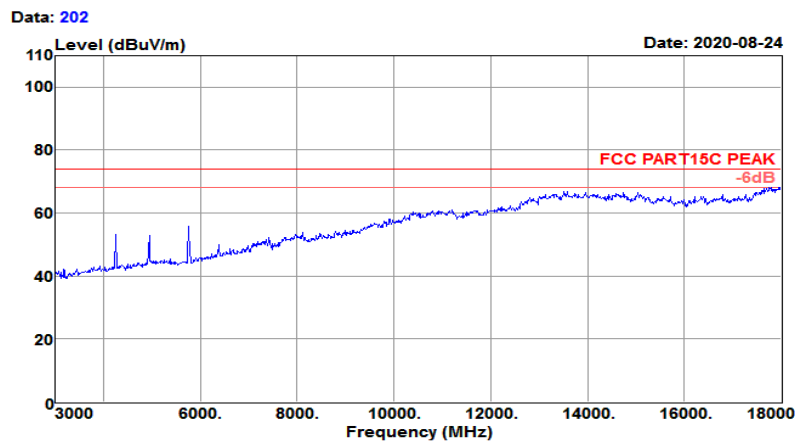
Test Site	: 3m Chamber	Temp/Humi	: 25℃/64%
Tested by	: Jack	Pol/Phase	: VERTICAL
Test Mode	: 802.11g CH11(2462MHz)	Power rating:	: 120VAc
EUT	: Smart Neon Flex Strip Light		
Model No.	: 50273		



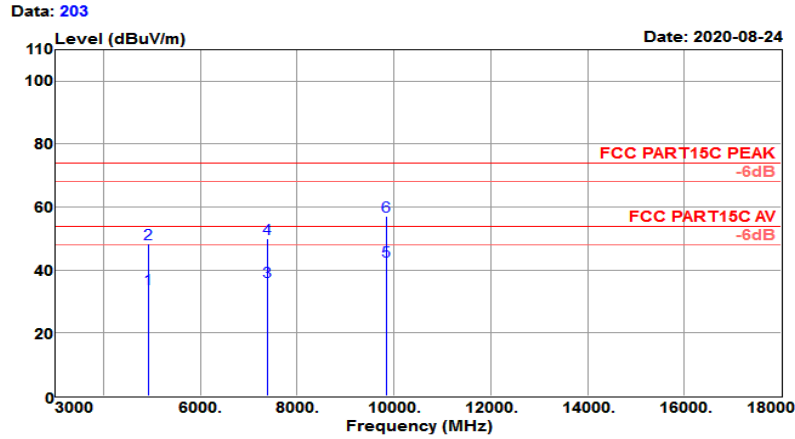
Freq MHz	Reading level dBuV	Antenna factor dB/m	Cable loss dB	Preamp factor dB	level dBuV/m	Limit level dBuV/m	Over limit dB	Remark
2462.000	108.24	27.72	4.24	35.95	104.25	74.00	30.25	Peak

<b>Test Mode :</b>	802.11g CH11 (2462MHz)	<b>Temperature :</b>	21~23℃
<b>Test Engineer :</b>	Jack Liu	<b>Relative Humidity :</b>	63~65%
<b>Frequency Range</b>	3GHz~18GHz	<b>Polarization :</b>	Vertical

Test Site	: 3m Chamber	Temp/Humi	: 25℃/64%
Tested by	: Jack	Pol/Phase	: VERTICAL
Test Mode	: 802.11g CH11(2462MHz)	Power rating:	: 120VAC
EUT	: Smart Neon Flex Strip Light		
Model No.	: 50273		



Test Site	: 3m Chamber	Temp/Humi	: 25°C/64%
Tested by	: Jack	Pol/Phase	: VERTICAL
Test Mode	: 802.11g CH11(2462MHz)	Power rating:	: 120VAC
EUT	: Smart Neon Flex Strip Light		
Model No.	: 50273		

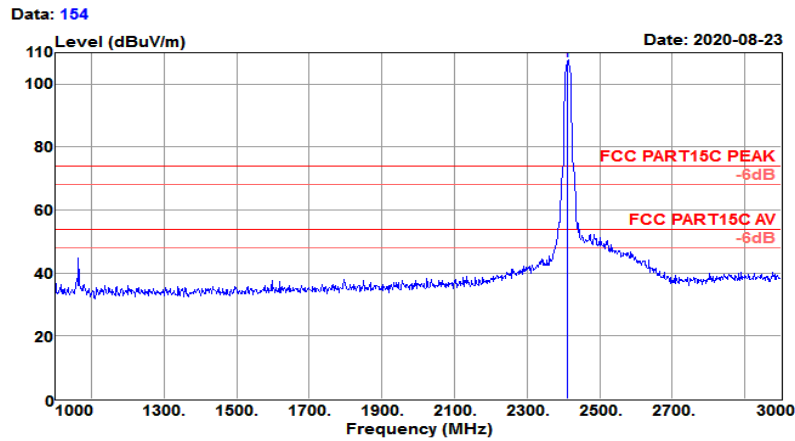


Freq MHz	Reading level dBuV	Antenna factor dB/m	Cable loss dB	Preamp factor dB	level dBuV/m	Limit level dBuV/m	Over limit dB	Remark
4924.000	55.11	31.09	6.08	58.11	34.17	54.00	-19.83	Average
4924.000	69.24	31.09	6.08	58.11	48.30	74.00	-25.70	Peak
7386.000	50.01	35.83	9.18	58.59	36.43	54.00	-17.57	Average
7386.000	63.69	35.83	9.18	58.59	50.11	74.00	-23.89	Peak
9848.000	49.36	38.58	12.83	57.89	42.88	54.00	-11.12	Average
9848.000	63.45	38.58	12.83	57.89	56.97	74.00	-17.03	Peak

Note: Emission was scanned up to 26GHz; No emissions were detected above the noise floor which was at least 20dB below the specification limit.

<b>Test Mode :</b>	802.11n HT20 CH01 (2412 MHz)	<b>Temperature :</b>	21~23℃
<b>Test Engineer :</b>	Jack Liu	<b>Relative Humidity :</b>	63~65%
<b>Frequency Range</b>	1GHz~3GHz	<b>Polarization :</b>	Horizontal

Test Site	: 3m Chamber	Temp/Humi	: 25℃/64%
Tested by	: Jack	Pol/Phase	: HORIZONTAL
Test Mode	: 802.11N HT20 CH01(2412MHz)	Power rating:	120VAc
EUT	: Smart Neon Flex Strip Light		
Model No.	: 50273		

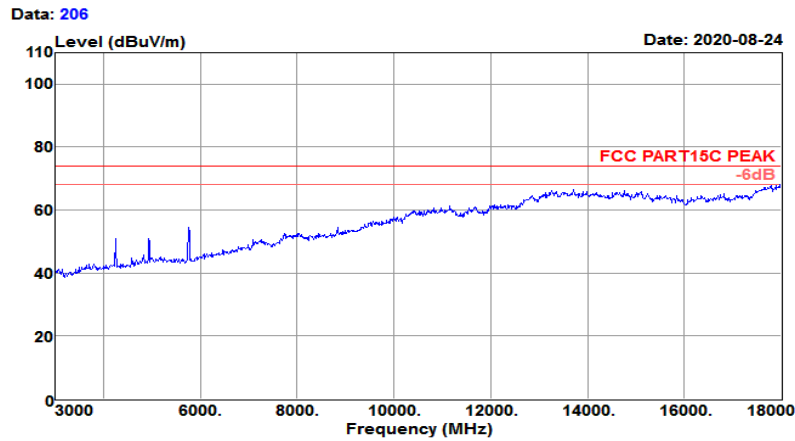


Freq MHz	Reading level dBuV	Antenna factor dB/m	Cable loss dB	Preamp factor dB	level dBuV/m	Limit level dBuV/m	Over limit dB	Remark
2412.000	111.41	27.61	4.20	35.84	107.38	74.00	33.38	Peak

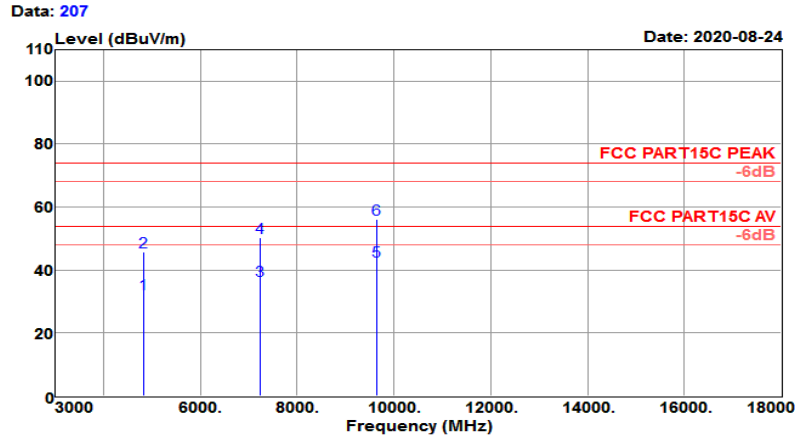


<b>Test Mode :</b>	802.11n HT20 CH01 (2412 MHz)	<b>Temperature :</b>	21~23℃
<b>Test Engineer :</b>	Jack Liu	<b>Relative Humidity :</b>	63~65%
<b>Frequency Range</b>	3GHz~18GHz	<b>Polarization :</b>	Horizontal

Test Site	: 3m Chamber	Temp/Humi	: 25℃/64%
Tested by	: Jack	Pol/Phase	: HORIZONTAL
Test Mode	: 802.11N HT20 CH01(2412MHz)	Power rating:	: 120VAC
EUT	: Smart Neon Flex Strip Light		
Model No.	: 50273		



Test Site	: 3m Chamber	Temp/Humi	: 25°C/64%
Tested by	: Jack	Pol/Phase	: HORIZONTAL
Test Mode	: 802.11N HT20 CH01(2412MHz)	Power rating:	: 120VAc
EUT	: Smart Neon Flex Strip Light		
Model No.	: 50273		

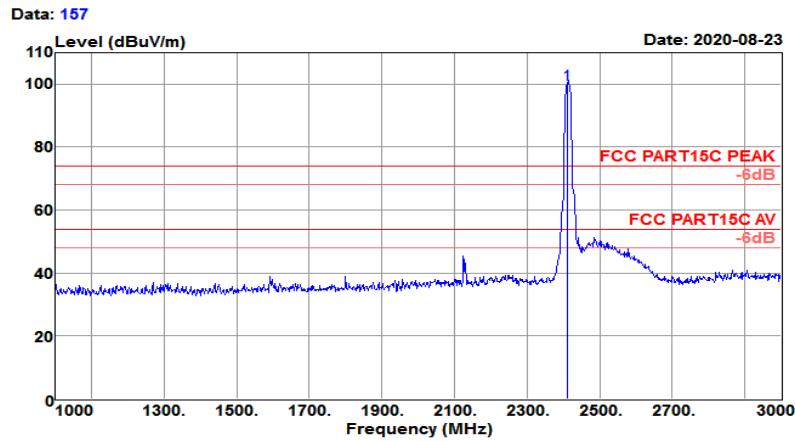


Freq MHz	Reading level dBuV	Antenna factor dB/m	Cable loss dB	Preamp factor dB	level dBuV/m	Limit level dBuV/m	Over limit dB	Remark
4824.000	53.55	30.95	6.09	58.24	32.35	54.00	-21.65	Average
4824.000	66.84	30.95	6.09	58.24	45.64	74.00	-28.36	Peak
7236.000	50.69	35.47	9.21	58.53	36.84	54.00	-17.16	Average
7236.000	64.01	35.47	9.21	58.53	50.16	74.00	-23.84	Peak
9648.000	50.28	38.42	12.32	58.03	42.99	54.00	-11.01	Average
9648.000	63.55	38.42	12.32	58.03	56.26	74.00	-17.74	Peak

Note: Emission was scanned up to 26GHz; No emissions were detected above the noise floor which was at least 20dB below the specification limit.

<b>Test Mode :</b>	802.11n HT20 CH01 (2412 MHz)	<b>Temperature :</b>	21~23°C
<b>Test Engineer :</b>	Jack Liu	<b>Relative Humidity :</b>	63~65%
<b>Frequency Range</b>	1GHz~3GHz	<b>Polarization :</b>	Vertical

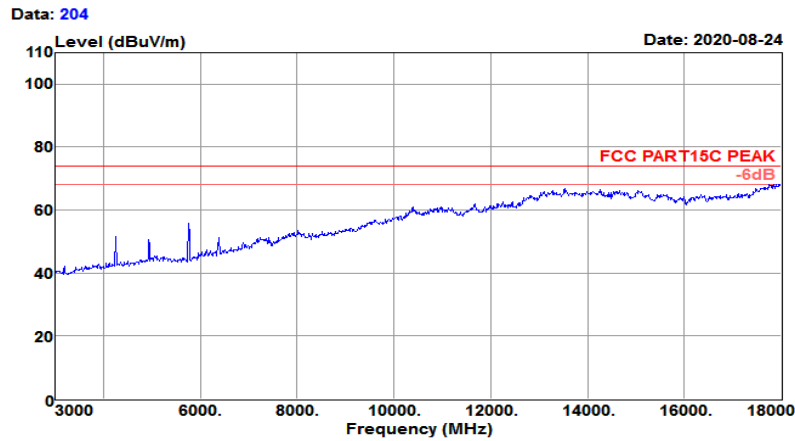
Test Site	: 3m Chamber	Temp/Humi	: 25°C / 64%
Tested by	: Jack	Pol/Phase	: VERTICAL
Test Mode	: 802.11N HT20 CH01(2412MHz)	Power rating:	: 120VAc
EUT	: Smart Neon Flex Strip Light		
Model No.	: 50273		



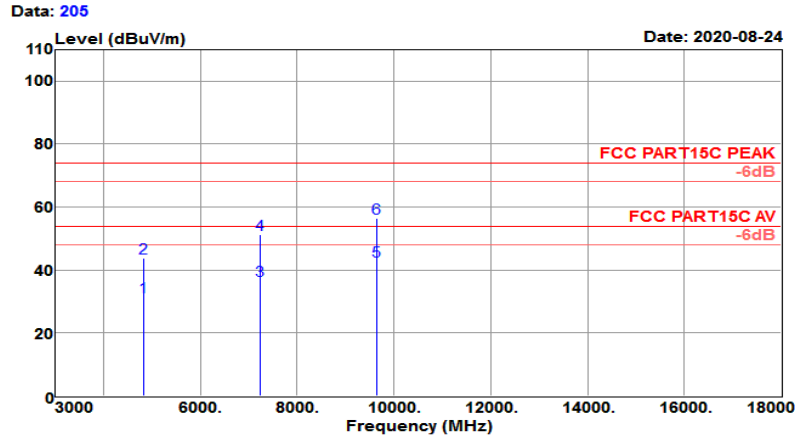
Freq MHz	Reading level dBuV	Antenna factor dB/m	Cable loss dB	Preamp factor dB	level dBuV/m	Limit level dBuV/m	Over limit dB	Remark
2412.000	104.13	27.61	4.20	35.84	100.10	74.00	26.10	Peak

<b>Test Mode :</b>	802.11n HT20 CH01 (2412 MHz)	<b>Temperature :</b>	21~23℃
<b>Test Engineer :</b>	Jack Liu	<b>Relative Humidity :</b>	63~65%
<b>Frequency Range</b>	3GHz~18GHz	<b>Polarization :</b>	Vertical

Test Site	: 3m Chamber	Temp/Humi	: 25℃/64%
Tested by	: Jack	Pol/Phase	: VERTICAL
Test Mode	: 802.11N HT20 CH01(2412MHz)	Power rating:	: 120VAc
EUT	: Smart Neon Flex Strip Light		
Model No.	: 50273		



Test Site	: 3m Chamber	Temp/Humi	: 25°C/64%
Tested by	: Jack	Pol/Phase	: VERTICAL
Test Mode	: 802.11N HT20 CH01(2412MHz)	Power rating:	: 120VAc
EUT	: Smart Neon Flex Strip Light		
Model No.	: 50273		

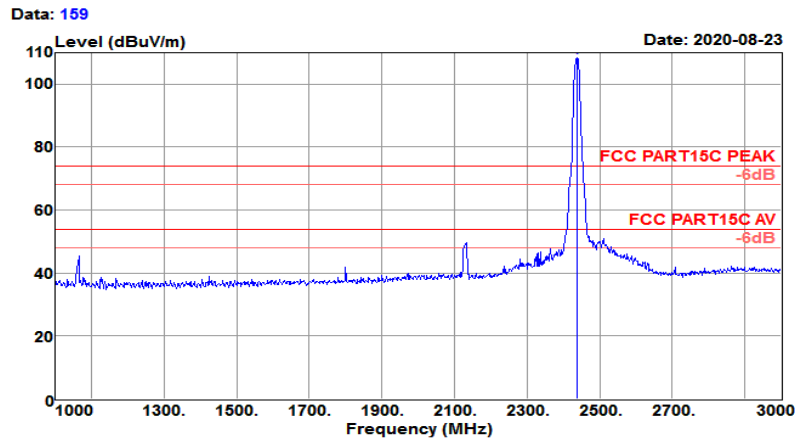


Freq MHz	Reading level dBuV	Antenna factor dB/m	Cable loss dB	Preamp factor dB	level dBuV/m	Limit level dBuV/m	Over limit dB	Remark
4824.000	52.66	30.95	6.09	58.24	31.46	54.00	-22.54	Average
4824.000	65.07	30.95	6.09	58.24	43.87	74.00	-30.13	Peak
7236.000	50.64	35.47	9.21	58.53	36.79	54.00	-17.21	Average
7236.000	65.16	35.47	9.21	58.53	51.31	74.00	-22.69	Peak
9648.000	50.28	38.42	12.32	58.03	42.99	54.00	-11.01	Average
9648.000	63.66	38.42	12.32	58.03	56.37	74.00	-17.63	Peak

Note: Emission was scanned up to 26GHz; No emissions were detected above the noise floor which was at least 20dB below the specification limit.

<b>Test Mode :</b>	802.11n HT20 CH06 (2437MHz)	<b>Temperature :</b>	21~23°C
<b>Test Engineer :</b>	Jack Liu	<b>Relative Humidity :</b>	63~65%
<b>Frequency Range</b>	1GHz~3GHz	<b>Polarization :</b>	Horizontal

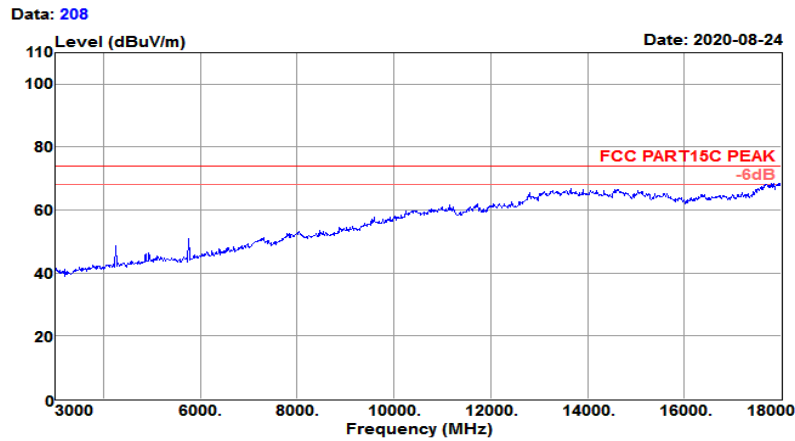
Test Site	: 3m Chamber	Temp/Humi	: 25°C / 64%
Tested by	: Jack	Pol/Phase	: HORIZONTAL
Test Mode	: 802.11N HT20 CH06(2437MHz)	Power rating:	: 120VAc
EUT	: Smart Neon Flex Strip Light		
Model No.	: 50273		



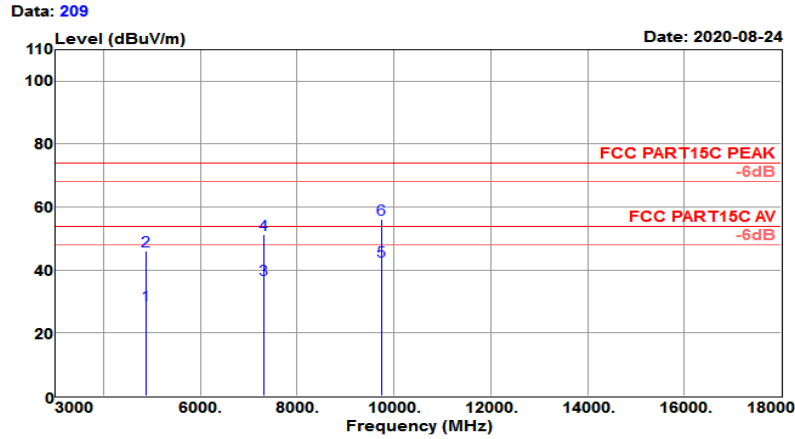
Freq MHz	Reading level dBuV	Antenna factor dB/m	Cable loss dB	Preamp factor dB	level dBuV/m	Limit level dBuV/m	Over limit dB	Remark
2437.000	112.25	27.66	4.22	35.90	108.23	74.00	34.23	Peak

<b>Test Mode :</b>	802.11n HT20 CH06 (2437MHz)	<b>Temperature :</b>	21~23℃
<b>Test Engineer :</b>	Jack Liu	<b>Relative Humidity :</b>	63~65%
<b>Frequency Range</b>	3GHz~18GHz	<b>Polarization :</b>	Horizontal

Test Site	: 3m Chamber	Temp/Humi	: 25℃/64%
Tested by	: Jack	Pol/Phase	: HORIZONTAL
Test Mode	: 802.11N HT20 CH06(2437MHz)	Power rating:	: 120VAc
EUT	: Smart Neon Flex Strip Light		
Model No.	: 50273		



Test Site	: 3m Chamber	Temp/Humi	: 25°C/64%
Tested by	: Jack	Pol/Phase	: HORIZONTAL
Test Mode	: 802.11N HT20 CH06(2437MHz)	Power rating:	120VAc
EUT	: Smart Neon Flex Strip Light		
Model No.	: 50273		



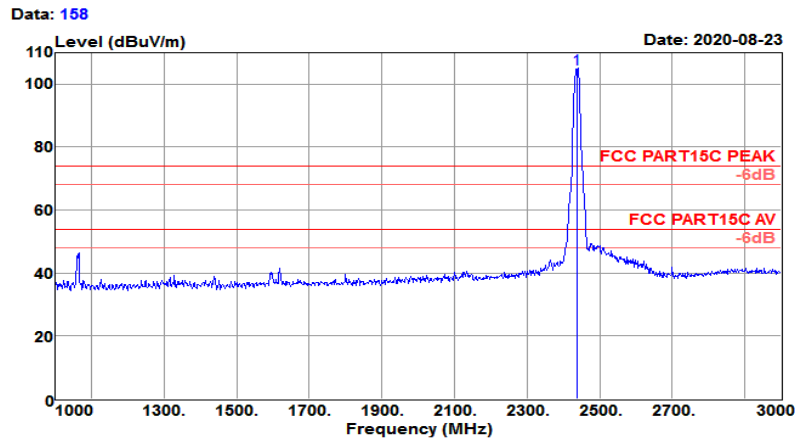
Freq MHz	Reading level dBuV	Antenna factor dB/m	Cable loss dB	Preamp factor dB	level dBuV/m	Limit level dBuV/m	Over limit dB	Remark
4874.000	50.01	31.02	6.08	58.17	28.94	54.00	-25.06	Average
4874.000	67.13	31.02	6.08	58.17	46.06	74.00	-27.94	Peak
7311.000	50.83	35.65	9.20	58.56	37.12	54.00	-16.88	Average
7311.000	65.05	35.65	9.20	58.56	51.34	74.00	-22.66	Peak
9748.000	49.71	38.50	12.48	57.96	42.73	54.00	-11.27	Average
9748.000	63.16	38.50	12.48	57.96	56.18	74.00	-17.82	Peak

Note: Emission was scanned up to 26GHz; No emissions were detected above the noise floor which was at least 20dB below the specification limit.



<b>Test Mode :</b>	802.11n HT20 CH06 (2437MHz)	<b>Temperature :</b>	21~23°C
<b>Test Engineer :</b>	Jack Liu	<b>Relative Humidity :</b>	63~65%
<b>Frequency Range</b>	1GHz~3GHz	<b>Polarization :</b>	Vertical

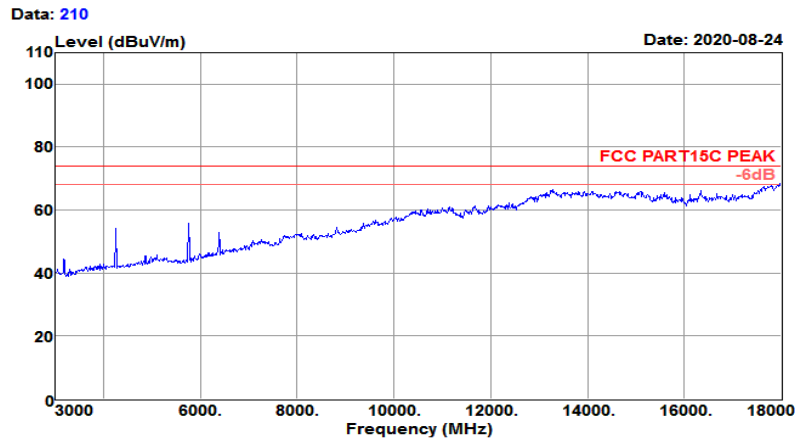
Test Site	: 3m Chamber	Temp/Humi	: 25°C / 64%
Tested by	: Jack	Pol/Phase	: VERTICAL
Test Mode	: 802.11N HT20 CH06(2437MHz)	Power rating:	: 120VAc
EUT	: Smart Neon Flex Strip Light		
Model No.	: 50273		



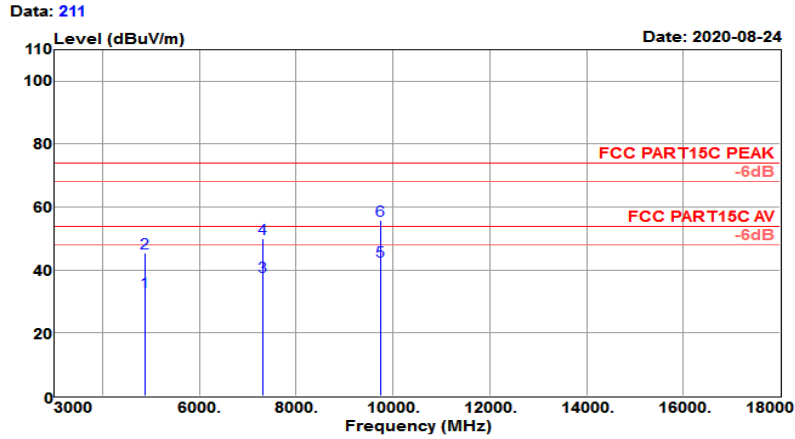
Freq MHz	Reading level dBuV	Antenna factor dB/m	Cable loss dB	Preamp factor dB	level dBuV/m	Limit level dBuV/m	Over limit dB	Remark
2437.000	108.70	27.66	4.22	35.90	104.68	74.00	30.68	Peak

<b>Test Mode :</b>	802.11n HT20 CH06 (2437MHz)	<b>Temperature :</b>	21~23℃
<b>Test Engineer :</b>	Jack Liu	<b>Relative Humidity :</b>	63~65%
<b>Frequency Range</b>	3GHz~18GHz	<b>Polarization :</b>	Vertical

Test Site	: 3m Chamber	Temp/Humi	: 25℃/64%
Tested by	: Jack	Pol/Phase	: VERTICAL
Test Mode	: 802.11N HT20 CH06(2437MHz)	Power rating:	: 120VAc
EUT	: Smart Neon Flex Strip Light		
Model No.	: 50273		



Test Site	: 3m Chamber	Temp/Humi	: 25°C/64%
Tested by	: Jack	Pol/Phase	: VERTICAL
Test Mode	: 802.11N HT20 CH06(2437MHz)	Power rating:	120VAC
EUT	: Smart Neon Flex Strip Light		
Model No.	: 50273		

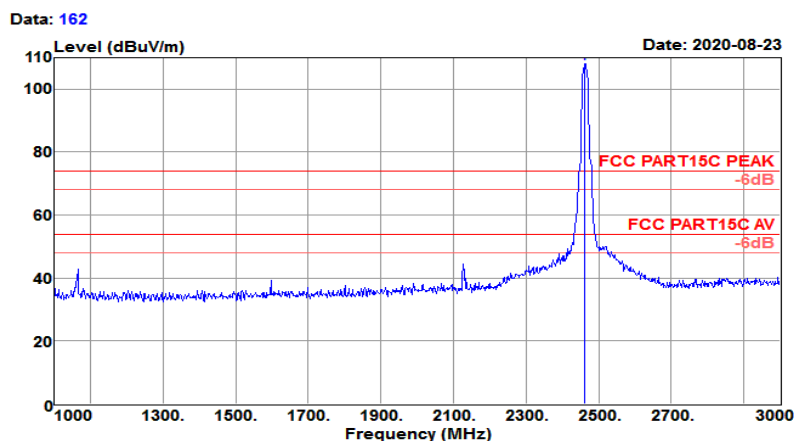


Freq MHz	Reading level dBuV	Antenna factor dB/m	Cable loss dB	Preamp factor dB	level dBuV/m	Limit level dBuV/m	Over limit dB	Remark
4874.000	54.06	31.02	6.08	58.17	32.99	54.00	-21.01	Average
4874.000	66.41	31.02	6.08	58.17	45.34	74.00	-28.66	Peak
7311.000	51.62	35.65	9.20	58.56	37.91	54.00	-16.09	Average
7311.000	63.60	35.65	9.20	58.56	49.89	74.00	-24.11	Peak
9748.000	49.70	38.50	12.48	57.96	42.72	54.00	-11.28	Average
9748.000	62.85	38.50	12.48	57.96	55.87	74.00	-18.13	Peak

Note: Emission was scanned up to 26GHz; No emissions were detected above the noise floor which was at least 20dB below the specification limit.

<b>Test Mode :</b>	802.11n HT20 CH11 (2462 MHz)	<b>Temperature :</b>	21~23°C
<b>Test Engineer :</b>	Jack Liu	<b>Relative Humidity :</b>	63~65%
<b>Frequency Range</b>	1GHz~3GHz	<b>Polarization :</b>	Horizontal

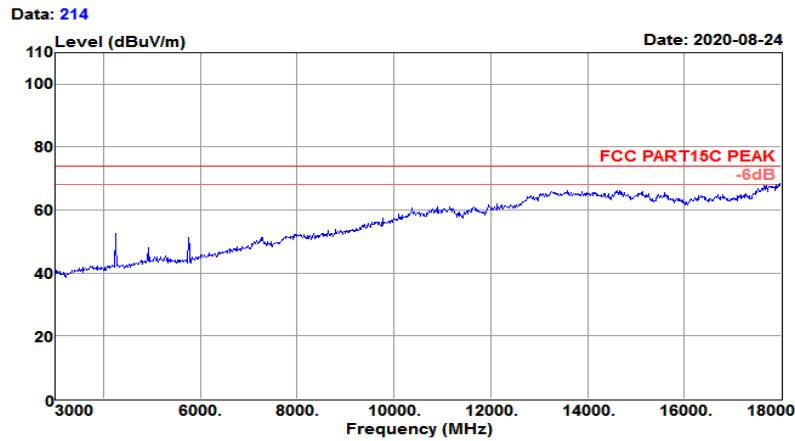
Test Site	: 3m Chamber	Temp/Humi	: 25°C / 64%
Tested by	: Jack	Pol/Phase	: HORIZONTAL
Test Mode	: 802.11N HT20 CH11(2462MHz)	Power rating:	: 120VAc
EUT	: Smart Neon Flex Strip Light		
Model No.	: 50273		



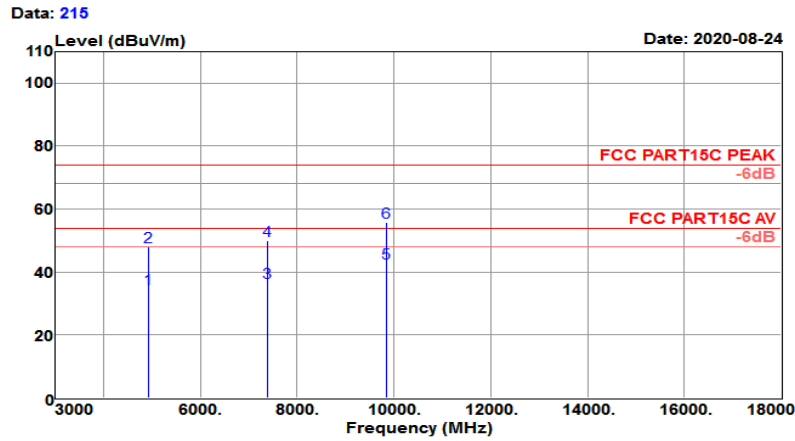
Freq MHz	Reading level dBuV	Antenna factor dB/m	Cable loss dB	Preamp factor dB	level dBuV/m	Limit level dBuV/m	Over limit dB	Remark
2462.000	111.96	27.72	4.24	35.95	107.97	74.00	33.97	Peak

<b>Test Mode :</b>	802.11n HT20 CH11 (2462 MHz)	<b>Temperature :</b>	21~23℃
<b>Test Engineer :</b>	Jack Liu	<b>Relative Humidity :</b>	63~65%
<b>Frequency Range</b>	3GHz~18GHz	<b>Polarization :</b>	Horizontal

Test Site	: 3m Chamber	Temp/Humi	: 25℃ / 64%
Tested by	: Jack	Pol/Phase	: HORIZONTAL
Test Mode	: 802.11N HT20 CH11(2462MHz)	Power rating:	: 120VAc
EUT	: Smart Neon Flex Strip Light		
Model No.	: 50273		



Test Site	: 3m Chamber	Temp/Humi	: 25°C/64%
Tested by	: Jack	Pol/Phase	: HORIZONTAL
Test Mode	: 802.11N HT20 CH11(2462MHz)	Power rating:	: 120VAC
EUT	: Smart Neon Flex Strip Light		
Model No.	: 50273		

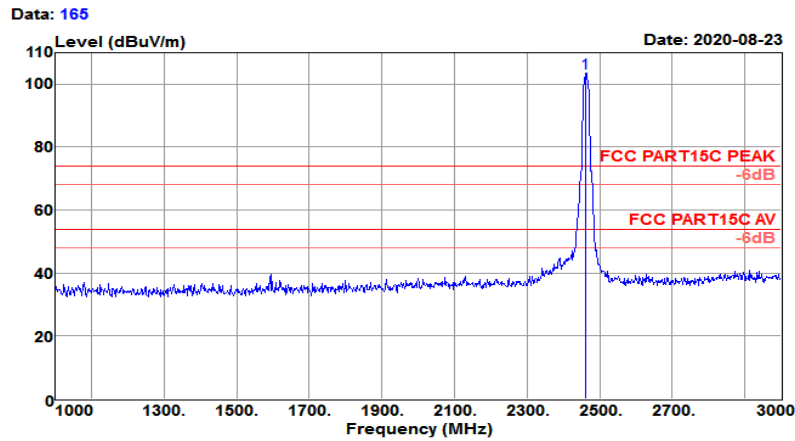


Freq MHz	Reading level dBuV	Antenna factor dB/m	Cable loss dB	Preamp factor dB	level dBuV/m	Limit level dBuV/m	Over limit dB	Remark
4924.000	55.56	31.09	6.08	58.11	34.62	54.00	-19.38	Average
4924.000	68.98	31.09	6.08	58.11	48.04	74.00	-25.96	Peak
7386.000	50.10	35.83	9.18	58.59	36.52	54.00	-17.48	Average
7386.000	63.67	35.83	9.18	58.59	50.09	74.00	-23.91	Peak
9848.000	49.40	38.58	12.83	57.89	42.92	54.00	-11.08	Average
9848.000	62.41	38.58	12.83	57.89	55.93	74.00	-18.07	Peak

Note: Emission was scanned up to 26GHz; No emissions were detected above the noise floor which was at least 20dB below the specification limit.

<b>Test Mode :</b>	802.11n HT20 CH11 (2462 MHz)	<b>Temperature :</b>	21~23°C
<b>Test Engineer :</b>	Jack Liu	<b>Relative Humidity :</b>	63~65%
<b>Frequency Range</b>	1GHz~3GHz	<b>Polarization :</b>	Vertical

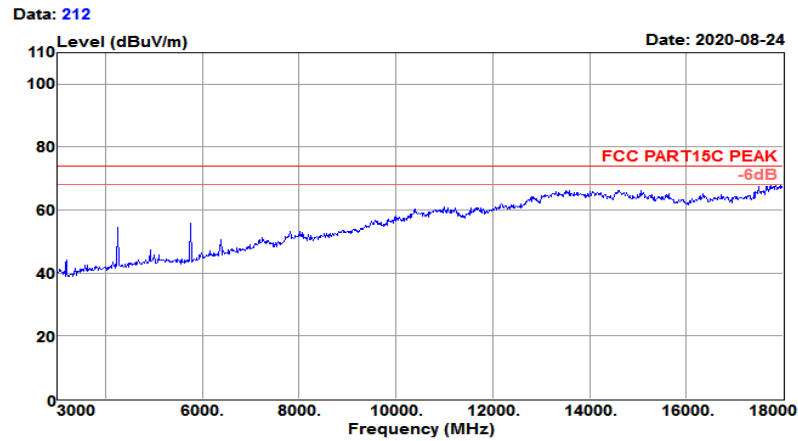
Test Site	: 3m Chamber	Temp/Humi	: 25°C / 64%
Tested by	: Jack	Pol/Phase	: VERTICAL
Test Mode	: 802.11N HT20 CH11(2462MHz)	Power rating:	: 120VAc
EUT	: Smart Neon Flex Strip Light		
Model No.	: 50273		



Freq MHz	Reading level dBuV	Antenna factor dB/m	Cable loss dB	Preamp factor dB	level dBuV/m	Limit level dBuV/m	Over limit dB	Remark
2462.000	107.54	27.72	4.24	35.95	103.55	74.00	29.55	Peak

<b>Test Mode :</b>	802.11n HT20 CH11 (2462 MHz)	<b>Temperature :</b>	21~23°C
<b>Test Engineer :</b>	Jack Liu	<b>Relative Humidity :</b>	63~65%
<b>Frequency Range</b>	3GHz~18GHz	<b>Polarization :</b>	Vertical

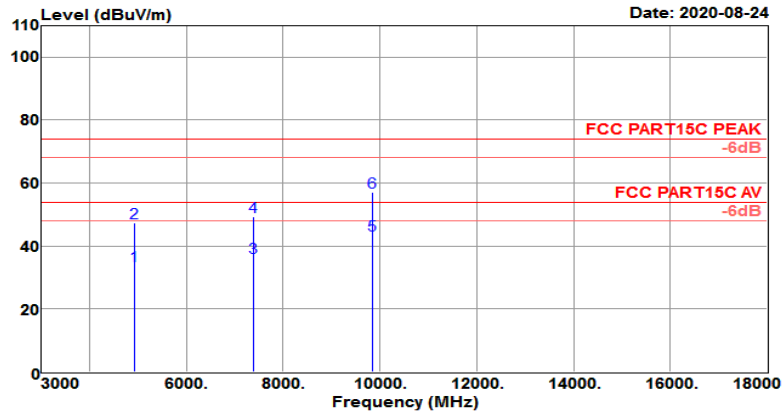
Test Site	: 3m Chamber	Temp/Humi	: 25°C/64%
Tested by	: Jack	Pol/Phase	: VERTICAL
Test Mode	: 802.11N HT20 CH11(2462MHz)	Power rating:	120VAc
EUT	: Smart Neon Flex Strip Light		
Model No.	: 50273		





Test Site	: 3m Chamber	Temp/Humi	: 25°C/64%
-----			
Tested by	: Jack	Pol/Phase	: VERTICAL
-----			
Test Mode	: 802.11N HT20 CH11(2462MHz)	Power rating:	120VAc
-----			
EUT	: Smart Neon Flex Strip Light		
-----			
Model No.	: 50273		
-----			

Data: 213

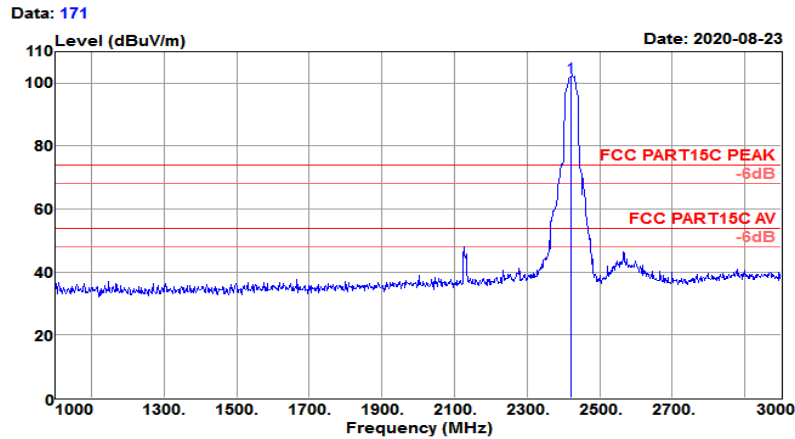


Freq MHz	Reading level dBuV	Antenna factor dB/m	Cable loss dB	Preamp factor dB	level dBuV/m	Limit level dBuV/m	Over limit dB	Remark
4924.000	54.68	31.09	6.08	58.11	33.74	54.00	-20.26	Average
4924.000	68.45	31.09	6.08	58.11	47.51	74.00	-26.49	Peak
7386.000	50.08	35.83	9.18	58.59	36.50	54.00	-17.50	Average
7386.000	62.92	35.83	9.18	58.59	49.34	74.00	-24.66	Peak
9848.000	50.04	38.58	12.83	57.89	43.56	54.00	-10.44	Average
9848.000	63.46	38.58	12.83	57.89	56.98	74.00	-17.02	Peak

Note: Emission was scanned up to 26GHz; No emissions were detected above the noise floor which was at least 20dB below the specification limit.

<b>Test Mode :</b>	802.11n HT40 CH03 (2422 MHz)	<b>Temperature :</b>	21~23℃
<b>Test Engineer :</b>	Jack Liu	<b>Relative Humidity :</b>	63~65%
<b>Frequency Range</b>	1GHz~3GHz	<b>Polarization :</b>	Horizontal

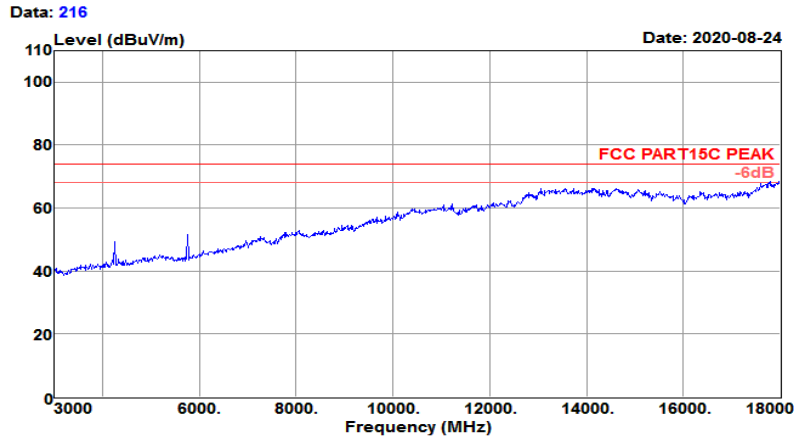
Test Site	: 3m Chamber	Temp/Humi	: 25℃/64%
Tested by	: Jack	Pol/Phase	: HORIZONTAL
Test Mode	: 802.11N HT40 CH03(2422MHz)	Power rating:	120VAc
EUT	: Smart Neon Flex Strip Light		
Model No.	: 50273		



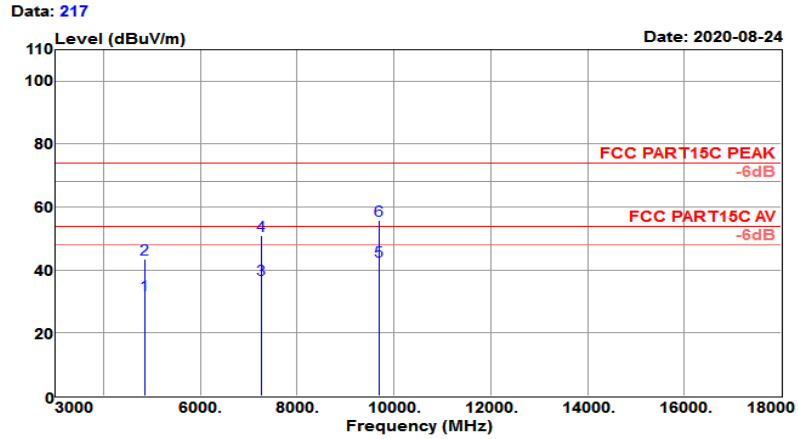
Freq MHz	Reading level dBuV	Antenna factor dB/m	Cable loss dB	Preamp factor dB	level dBuV/m	Limit level dBuV/m	Over limit dB	Remark
2422.000	105.78	27.63	4.21	35.86	101.76	74.00	27.76	Peak

<b>Test Mode :</b>	802.11n HT40 CH03 (2422 MHz)	<b>Temperature :</b>	21~23℃
<b>Test Engineer :</b>	Jack Liu	<b>Relative Humidity :</b>	63~65%
<b>Frequency Range</b>	3GHz~18GHz	<b>Polarization :</b>	Horizontal

Test Site	: 3m Chamber	Temp/Humi	: 25℃/64%
Tested by	: Jack	Pol/Phase	: HORIZONTAL
Test Mode	: 802.11N HT40 CH03(2422MHz)	Power rating:	: 120VAC
EUT	: Smart Neon Flex Strip Light		
Model No.	: 50273		



Test Site	: 3m Chamber	Temp/Humi	: 25°C/64%
Tested by	: Jack	Pol/Phase	: HORIZONTAL
Test Mode	: 802.11N HT40 CH03(2422MHz)	Power rating:	120VAC
EUT	: Smart Neon Flex Strip Light		
Model No.	: 50273		

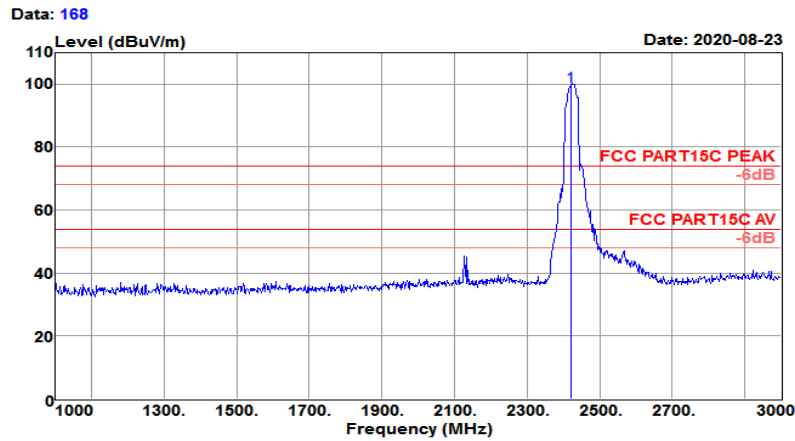


Freq MHz	Reading level dBuV	Antenna factor dB/m	Cable loss dB	Preamp factor dB	level dBuV/m	Limit level dBuV/m	Over limit dB	Remark
4844.000	53.27	30.98	6.09	58.21	32.13	54.00	-21.87	Average
4844.000	64.48	30.98	6.09	58.21	43.34	74.00	-30.66	Peak
7266.000	50.81	35.54	9.21	58.54	37.02	54.00	-16.98	Average
7266.000	64.61	35.54	9.21	58.54	50.82	74.00	-23.18	Peak
9688.000	50.06	38.45	12.39	58.00	42.90	54.00	-11.10	Average
9688.000	62.95	38.45	12.39	58.00	55.79	74.00	-18.21	Peak

Note: Emission was scanned up to 26GHz; No emissions were detected above the noise floor which was at least 20dB below the specification limit.

<b>Test Mode :</b>	802.11n HT40 CH03 (2422 MHz)	<b>Temperature :</b>	21~23°C
<b>Test Engineer :</b>	Jack Liu	<b>Relative Humidity :</b>	63~65%
<b>Frequency Range</b>	1GHz~3GHz	<b>Polarization :</b>	Vertical

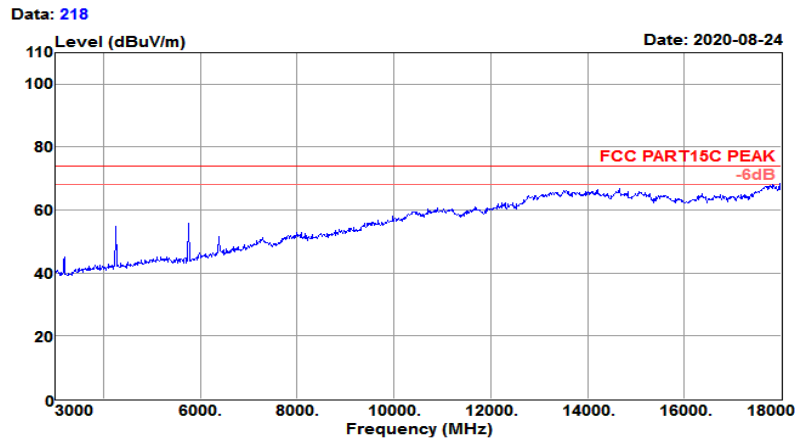
Test Site	: 3m Chamber	Temp/Humi	: 25°C / 64%
Tested by	: Jack	Pol/Phase	: VERTICAL
Test Mode	: 802.11N HT40 CH03(2422MHz)	Power rating:	: 120VAc
EUT	: Smart Neon Flex Strip Light		
Model No.	: 50273		



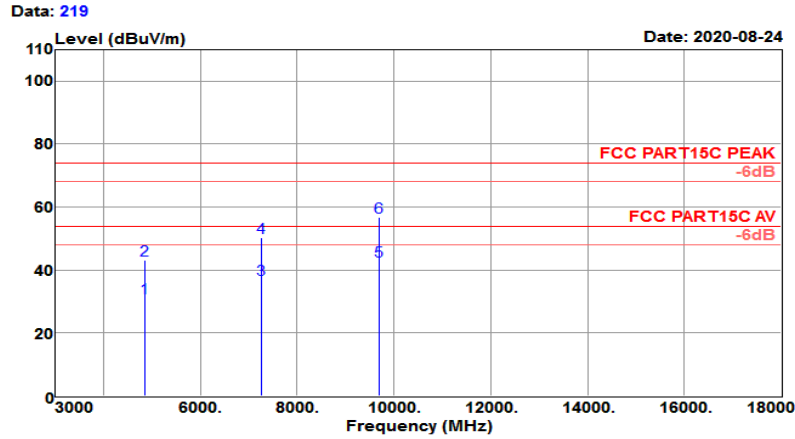
Freq MHz	Reading level dBuV	Antenna factor dB/m	Cable loss dB	Preamp factor dB	level dBuV/m	Limit level dBuV/m	Over limit dB	Remark
2422.000	103.29	27.63	4.21	35.86	99.27	74.00	25.27	Peak

<b>Test Mode :</b>	802.11n HT40 CH03 (2422 MHz)	<b>Temperature :</b>	21~23℃
<b>Test Engineer :</b>	Jack Liu	<b>Relative Humidity :</b>	63~65%
<b>Frequency Range</b>	3GHz~18GHz	<b>Polarization :</b>	Vertical

Test Site	: 3m Chamber	Temp/Humi	: 25℃/64%
Tested by	: Jack	Pol/Phase	: VERTICAL
Test Mode	: 802.11N HT40 CH03(2422MHz)	Power rating:	: 120VAc
EUT	: Smart Neon Flex Strip Light		
Model No.	: 50273		



Test Site	: 3m Chamber	Temp/Humi	: 25°C/64%
Tested by	: Jack	Pol/Phase	: VERTICAL
Test Mode	: 802.11N HT40 CH03(2422MHz)	Power rating:	: 120VAC
EUT	: Smart Neon Flex Strip Light		
Model No.	: 50273		

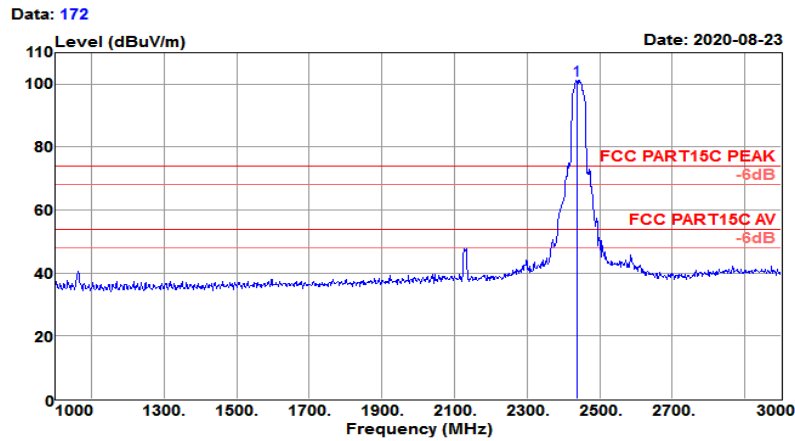


Freq MHz	Reading level dBuV	Antenna factor dB/m	Cable loss dB	Preamp factor dB	level dBuV/m	Limit level dBuV/m	Over limit dB	Remark
4844.000	52.29	30.98	6.09	58.21	31.15	54.00	-22.85	Average
4844.000	64.21	30.98	6.09	58.21	43.07	74.00	-30.93	Peak
7266.000	50.83	35.54	9.21	58.54	37.04	54.00	-16.96	Average
7266.000	64.14	35.54	9.21	58.54	50.35	74.00	-23.65	Peak
9688.000	50.11	38.45	12.39	58.00	42.95	54.00	-11.05	Average
9688.000	63.91	38.45	12.39	58.00	56.75	74.00	-17.25	Peak

Note: Emission was scanned up to 26GHz; No emissions were detected above the noise floor which was at least 20dB below the specification limit.

<b>Test Mode :</b>	802.11n HT40 CH06 (2437MHz)	<b>Temperature :</b>	21~23℃
<b>Test Engineer :</b>	Jack Liu	<b>Relative Humidity :</b>	63~65%
<b>Frequency Range</b>	1GHz~3GHz	<b>Polarization :</b>	Horizontal

Test Site	: 3m Chamber	Temp/Humi	: 25℃/64%
Tested by	: Jack	Pol/Phase	: HORIZONTAL
Test Mode	: 802.11N HT40 CH06(2437MHz)	Power rating:	120VAc
EUT	: Smart Neon Flex Strip Light		
Model No.	: 50273		

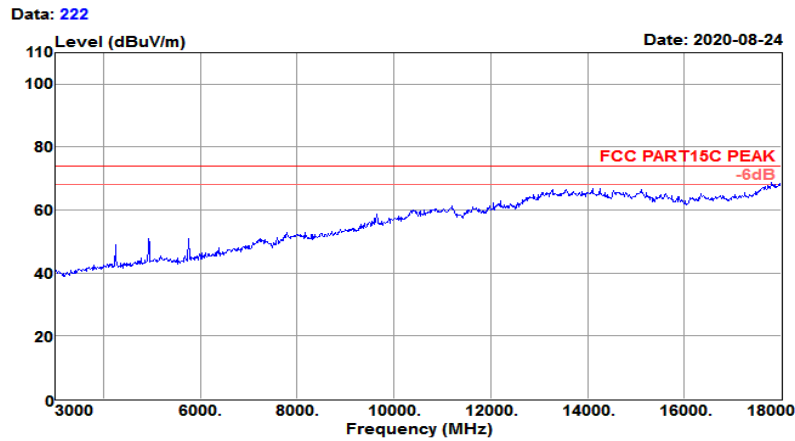


Freq MHz	Reading level dBuV	Antenna factor dB/m	Cable loss dB	Preamp factor dB	level dBuV/m	Limit level dBuV/m	Over limit dB	Remark
2437.000	105.18	27.66	4.22	35.90	101.16	74.00	27.16	Peak



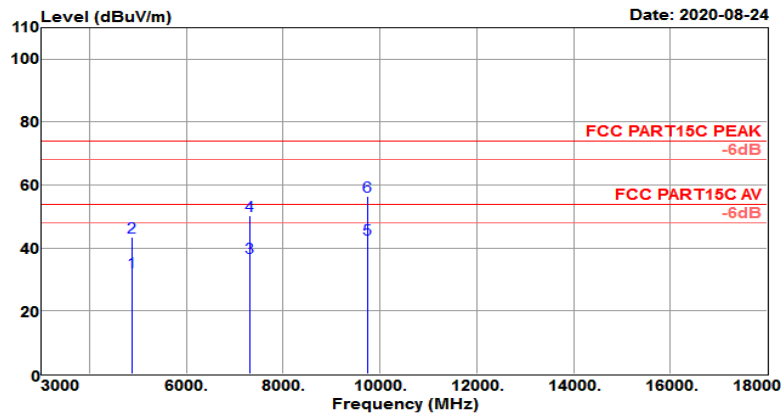
<b>Test Mode :</b>	802.11n HT40 CH06 (2437MHz)	<b>Temperature :</b>	21~23℃
<b>Test Engineer :</b>	Jack Liu	<b>Relative Humidity :</b>	63~65%
<b>Frequency Range</b>	3GHz~18GHz	<b>Polarization :</b>	Horizontal

Test Site	: 3m Chamber	Temp/Humi	: 25℃/64%
Tested by	: Jack	Pol/Phase	: HORIZONTAL
Test Mode	: 802.11N HT40 CH06(2437MHz)	Power rating:	120VAc
EUT	: Smart Neon Flex Strip Light		
Model No.	: 50273		



Test Site	: 3m Chamber	Temp/Humi	: 25°C/64%
Tested by	: Jack	Pol/Phase	: HORIZONTAL
Test Mode	: 802.11N HT40 CH06(2437MHz)	Power rating:	120VAC
EUT	: Smart Neon Flex Strip Light		
Model No.	: 50273		

Data: 223

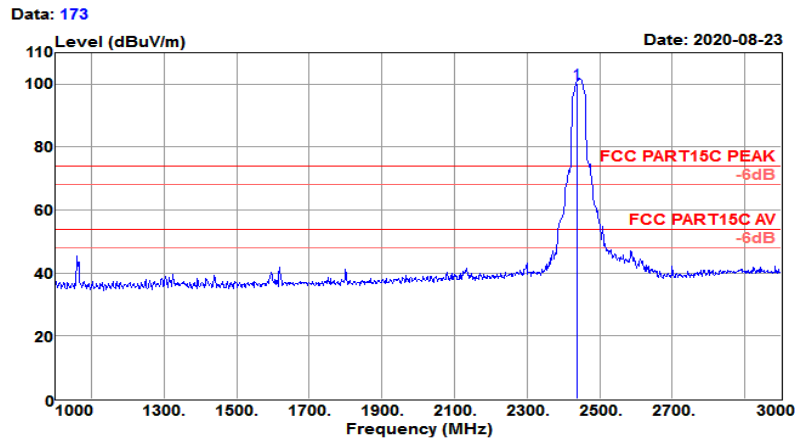


Freq MHz	Reading level dBuV	Antenna factor dB/m	Cable loss dB	Preamp factor dB	level dBuV/m	Limit level dBuV/m	Over limit dB	Remark
4874.000	53.40	31.02	6.08	58.17	32.33	54.00	-21.67	Average
4874.000	64.68	31.02	6.08	58.17	43.61	74.00	-30.39	Peak
7311.000	50.72	35.65	9.20	58.56	37.01	54.00	-16.99	Average
7311.000	64.14	35.65	9.20	58.56	50.43	74.00	-23.57	Peak
9748.000	49.85	38.50	12.48	57.96	42.87	54.00	-11.13	Average
9748.000	63.52	38.50	12.48	57.96	56.54	74.00	-17.46	Peak

Note: Emission was scanned up to 26GHz; No emissions were detected above the noise floor which was at least 20dB below the specification limit.

<b>Test Mode :</b>	802.11n HT40 CH06 (2437MHz)	<b>Temperature :</b>	21~23°C
<b>Test Engineer :</b>	Jack Liu	<b>Relative Humidity :</b>	63~65%
<b>Frequency Range</b>	1GHz~3GHz	<b>Polarization :</b>	Vertical

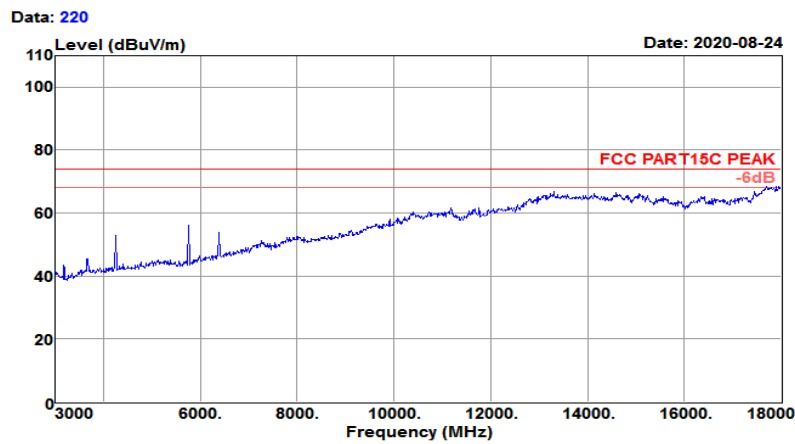
Test Site	: 3m Chamber	Temp/Humi	: 25°C / 64%
Tested by	: Jack	Pol/Phase	: VERTICAL
Test Mode	: 802.11N HT40 CH06(2437MHz)	Power rating:	: 120VAc
EUT	: Smart Neon Flex Strip Light		
Model No.	: 50273		



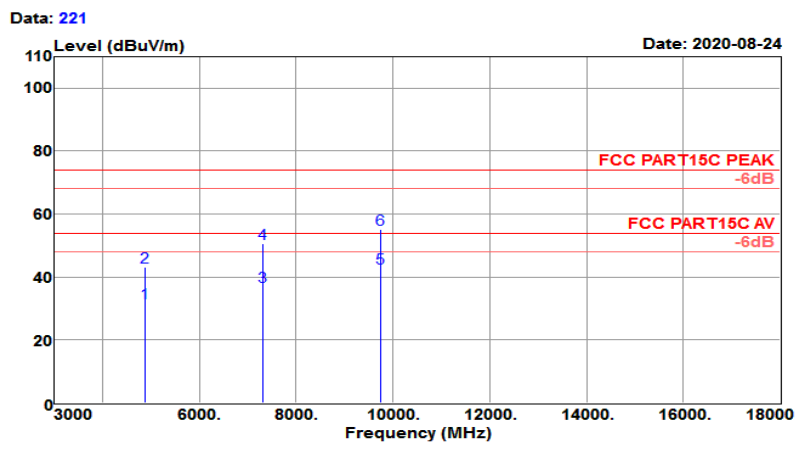
Freq MHz	Reading level dBuV	Antenna factor dB/m	Cable loss dB	Preamp factor dB	level dBuV/m	Limit level dBuV/m	Over limit dB	Remark
2437.000	104.37	27.66	4.22	35.90	100.35	74.00	26.35	Peak

<b>Test Mode :</b>	802.11n HT40 CH06 (2437MHz)	<b>Temperature :</b>	21~23℃
<b>Test Engineer :</b>	Jack Liu	<b>Relative Humidity :</b>	63~65%
<b>Frequency Range</b>	3GHz~18GHz	<b>Polarization :</b>	Vertical

Test Site	: 3m Chamber	Temp/Humi	: 25℃/64%
Tested by	: Jack	Pol/Phase	: VERTICAL
Test Mode	: 802.11N HT40 CH06(2437MHz)	Power rating:	120VAC
EUT	: Smart Neon Flex Strip Light		
Model No.	: 50273		



Test Site : 3m Chamber  
 Temp/Humi : 25°C/64%  
 Tested by : Jack  
 Pol/Phase : VERTICAL  
 Test Mode : 802.11N HT40 CH06(2437MHz)  
 Power rating: 120VAC  
 EUT : Smart Neon Flex Strip Light  
 Model No. : 50273

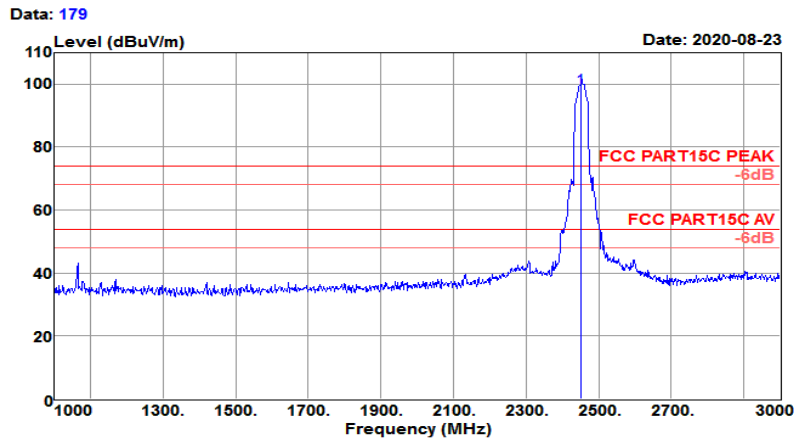


Freq MHz	Reading level dBuV	Antenna factor dB/m	Cable loss dB	Preamp factor dB	level dBuV/m	Limit level dBuV/m	Over limit dB	Remark
4874.000	52.92	31.02	6.08	58.17	31.85	54.00	-22.15	Average
4874.000	64.34	31.02	6.08	58.17	43.27	74.00	-30.73	Peak
7311.000	50.72	35.65	9.20	58.56	37.01	54.00	-16.99	Average
7311.000	64.30	35.65	9.20	58.56	50.59	74.00	-23.41	Peak
9748.000	49.73	38.50	12.48	57.96	42.75	54.00	-11.25	Average
9748.000	62.30	38.50	12.48	57.96	55.32	74.00	-18.68	Peak

Note: Emission was scanned up to 26GHz; No emissions were detected above the noise floor which was at least 20dB below the specification limit.

<b>Test Mode :</b>	802.11n HT40 CH09(2452 MHz)	<b>Temperature :</b>	21~23℃
<b>Test Engineer :</b>	Jack Liu	<b>Relative Humidity :</b>	63~65%
<b>Frequency Range</b>	1GHz~3GHz	<b>Polarization :</b>	Horizontal

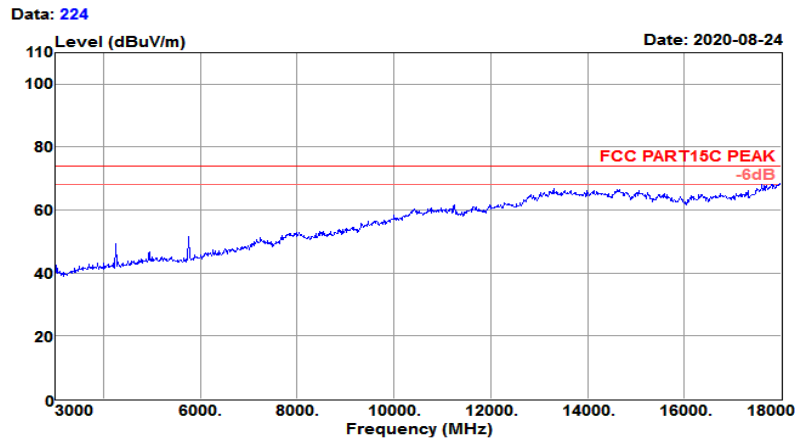
Test Site	: 3m Chamber	Temp/Humi	: 25℃/64%
Tested by	: Jack	Pol/Phase	: HORIZONTAL
Test Mode	: 802.11N HT40 CH09(2452MHz)	Power rating:	: 120VAc
EUT	: Smart Neon Flex Strip Light		
Model No.	: 50273		



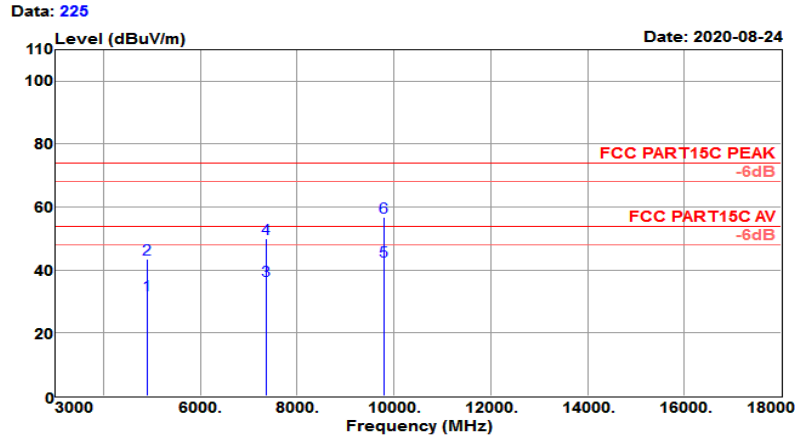
Freq MHz	Reading level dBuV	Antenna factor dB/m	Cable loss dB	Preamp factor dB	level dBuV/m	Limit level dBuV/m	Over limit dB	Remark
2452.000	102.76	27.69	4.23	35.93	98.75	74.00	24.75	Peak

<b>Test Mode :</b>	802.11n HT40 CH09(2452 MHz)	<b>Temperature :</b>	21~23℃
<b>Test Engineer :</b>	Jack Liu	<b>Relative Humidity :</b>	63~65%
<b>Frequency Range</b>	3GHz~18GHz	<b>Polarization :</b>	Horizontal

Test Site	: 3m Chamber	Temp/Humi	: 25℃/64%
Tested by	: Jack	Pol/Phase	: HORIZONTAL
Test Mode	: 802.11N HT40 CH09(2452MHz)	Power rating:	: 120VAC
EUT	: Smart Neon Flex Strip Light		
Model No.	: 50273		



Test Site	: 3m Chamber	Temp/Humi	: 25°C/64%
Tested by	: Jack	Pol/Phase	: HORIZONTAL
Test Mode	: 802.11N HT40 CH09(2452MHz)	Power rating:	: 120VAC
EUT	: Smart Neon Flex Strip Light		
Model No.	: 50273		



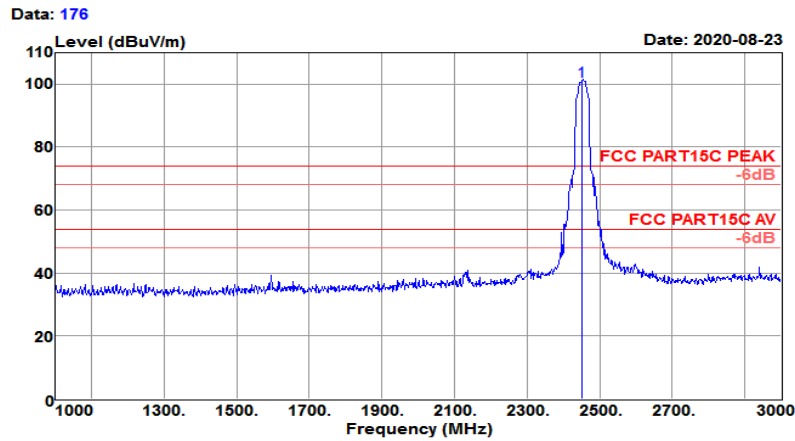
Freq MHz	Reading level dBuV	Antenna factor dB/m	Cable loss dB	Preamp factor dB	level dBuV/m	Limit level dBuV/m	Over limit dB	Remark
4904.000	52.98	31.07	6.08	58.13	32.00	54.00	-22.00	Average
4904.000	64.60	31.07	6.08	58.13	43.62	74.00	-30.38	Peak
7356.000	50.42	35.75	9.19	58.58	36.78	54.00	-17.22	Average
7356.000	63.50	35.75	9.19	58.58	49.86	74.00	-24.14	Peak
9808.000	49.52	38.55	12.61	57.92	42.76	54.00	-11.24	Average
9808.000	63.70	38.55	12.61	57.92	56.94	74.00	-17.06	Peak

Note: Emission was scanned up to 26GHz; No emissions were detected above the noise floor which was at least 20dB below the specification limit.



<b>Test Mode :</b>	802.11n HT40 CH09(2452 MHz)	<b>Temperature :</b>	21~23℃
<b>Test Engineer :</b>	Jack Liu	<b>Relative Humidity :</b>	63~65%
<b>Frequency Range</b>	1GHz~3GHz	<b>Polarization :</b>	Vertical

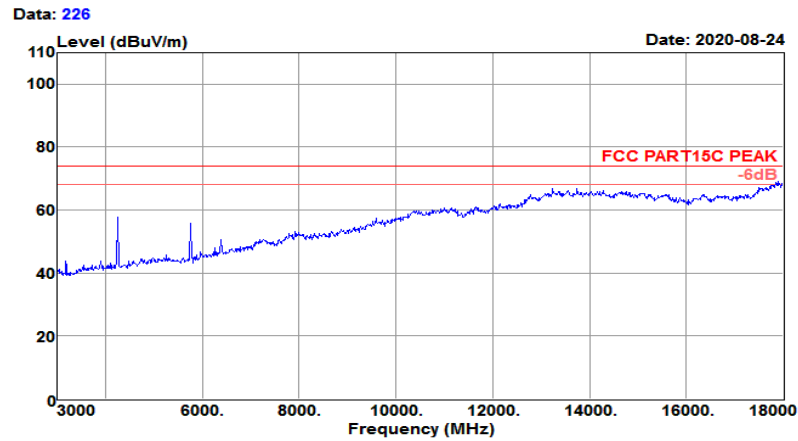
Test Site	: 3m Chamber	Temp/Humi	: 25℃/64%
Tested by	: Jack	Pol/Phase	: VERTICAL
Test Mode	: 802.11N HT40 CH09(2452MHz)	Power rating:	: 120VAc
EUT	: Smart Neon Flex Strip Light		
Model No.	: 50273		



Freq MHz	Reading level dBuV	Antenna factor dB/m	Cable loss dB	Preamp factor dB	level dBuV/m	Limit level dBuV/m	Over limit dB	Remark
2452.000	105.09	27.69	4.23	35.93	101.08	74.00	27.08	Peak

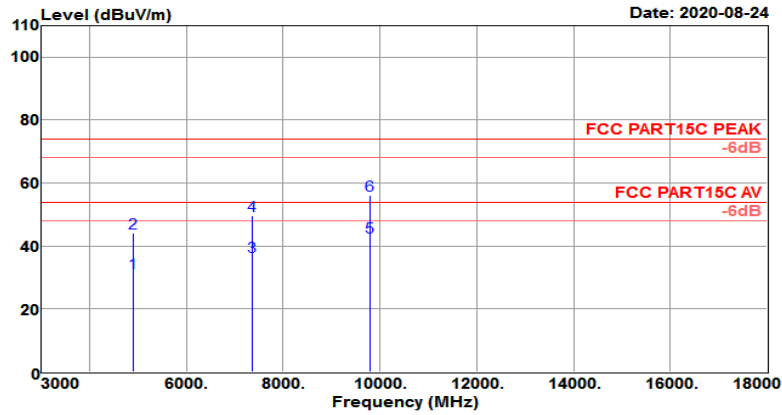
<b>Test Mode :</b>	802.11n HT40 CH09(2452 MHz)	<b>Temperature :</b>	21~23°C
<b>Test Engineer :</b>	Jack Liu	<b>Relative Humidity :</b>	63~65%
<b>Frequency Range</b>	3GHz~18GHz	<b>Polarization :</b>	Vertical

Test Site	: 3m Chamber	Temp/Humi	: 25°C/64%
Tested by	: Jack	Pol/Phase	: VERTICAL
Test Mode	: 802.11N HT40 CH09(2452MHz)	Power rating:	120VAc
EUT	: Smart Neon Flex Strip Light		
Model No.	: 50273		



Test Site	: 3m Chamber	Temp/Humi	: 25°C/64%
Tested by	: Jack	Pol/Phase	: VERTICAL
Test Mode	: 802.11N HT40 CH09(2452MHz)	Power rating:	: 120VAc
EUT	: Smart Neon Flex Strip Light		
Model No.	: 50273		

Data: 227



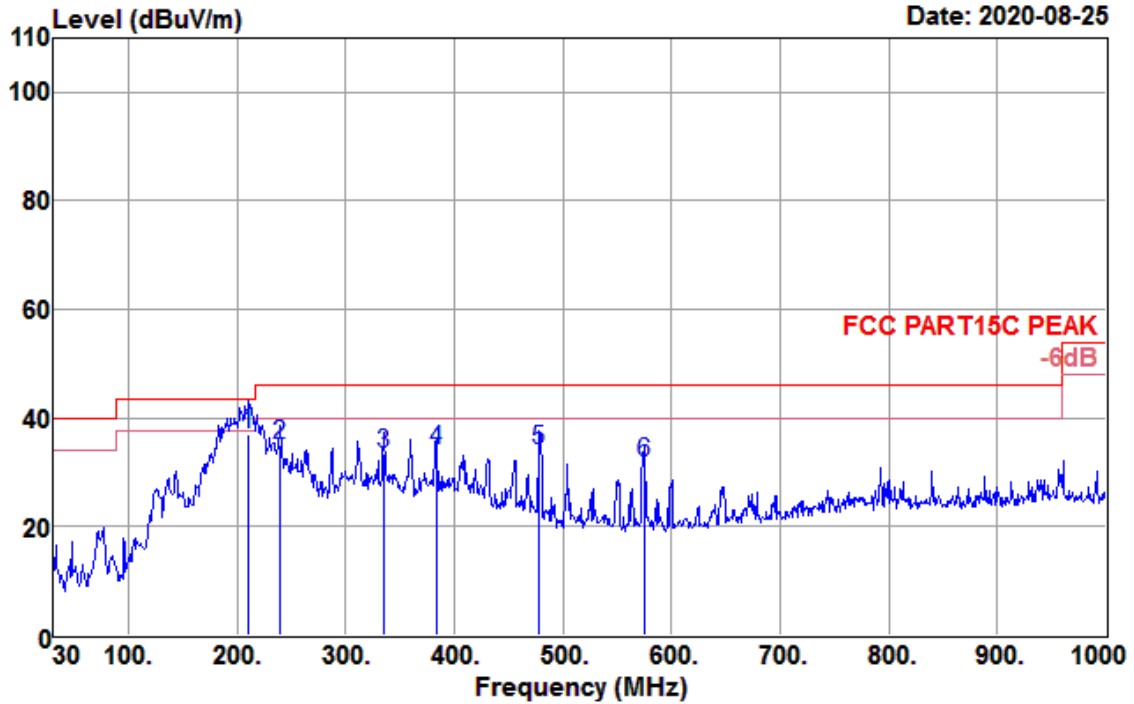
Freq MHz	Reading level dBuV	Antenna factor dB/m	Cable loss dB	Preamp factor dB	level dBuV/m	Limit level dBuV/m	Over limit dB	Remark
4904.000	52.31	31.07	6.08	58.13	31.33	54.00	-22.67	Average
4904.000	65.08	31.07	6.08	58.13	44.10	74.00	-29.90	Peak
7356.000	50.40	35.75	9.19	58.58	36.76	54.00	-17.24	Average
7356.000	63.17	35.75	9.19	58.58	49.53	74.00	-24.47	Peak
9808.000	49.54	38.55	12.61	57.92	42.78	54.00	-11.22	Average
9808.000	62.90	38.55	12.61	57.92	56.14	74.00	-17.86	Peak

Note: Emission was scanned up to 26GHz; No emissions were detected above the noise floor which was at least 20dB below the specification limit.

#### 4.5.6 Test Result of Radiated Spurious Emission (30MHz ~ 1GHz)

Test Mode :	802.11b CH01 (2412 MHz)	Temperature :	21~23℃
Test Engineer :	Jack Liu	Relative Humidity :	63~65%
Frequency Range	30MHz~1GHz	Polarization :	Horizontal

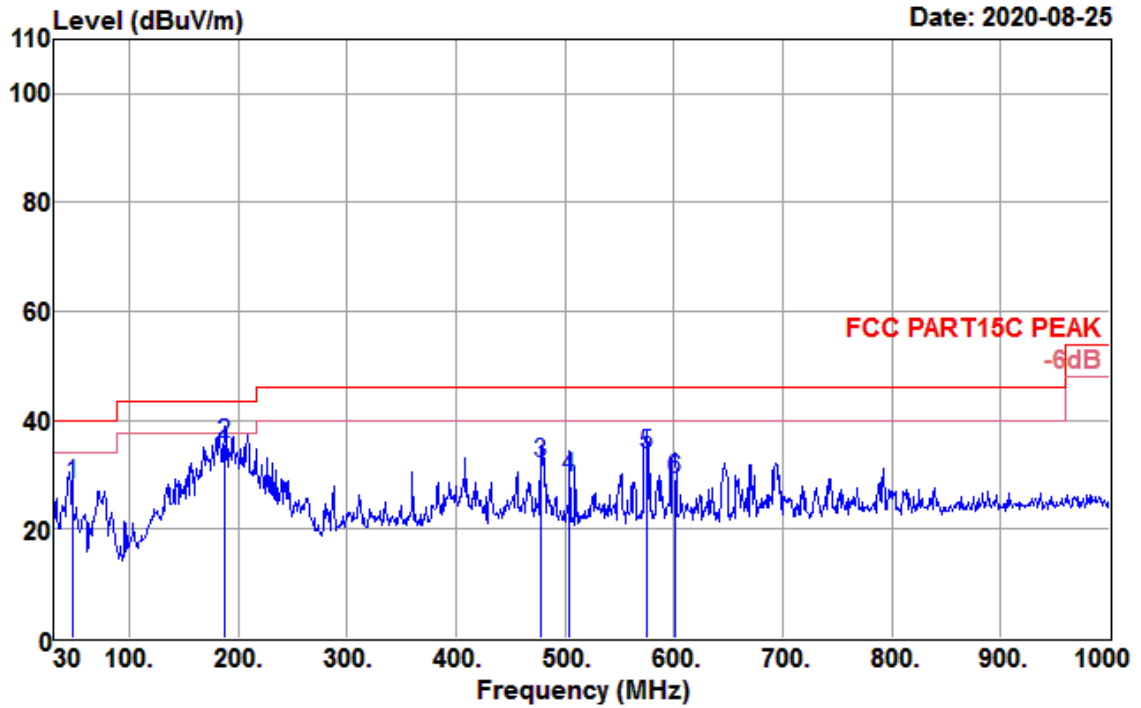
Data: 229



Freq MHz	Reading level dBUV	Antenna factor dB/m	Cable loss dB	Preamp factor dB	level dBUV/m	Limit level dBUV/m	Over limit dB	Remark
210.420	55.50	11.12	2.80	32.47	36.95	43.50	-6.55	QP
239.520	51.86	12.58	3.02	32.48	34.98	46.00	-11.02	QP
335.550	47.83	14.63	3.60	32.51	33.55	46.00	-12.45	QP
383.080	47.16	15.46	3.88	32.54	33.96	46.00	-12.04	QP
478.140	44.85	17.64	4.33	32.61	34.21	46.00	-11.79	QP
574.170	40.15	19.54	4.79	32.67	31.81	46.00	-14.19	QP

Test Mode :	802.11b CH01 (2412 MHz)	Temperature :	21~23°C
Test Engineer :	Jack Liu	Relative Humidity :	63~65%
Frequency Range	30MHz~1GHz	Polarization :	Vertical

Data: 228



Freq MHz	Reading level dBUV	Antenna factor dB/m	Cable loss dB	Preamp factor dB	level dBUV/m	Limit level dBUV/m	Over limit dB	Remark
47.460	46.82	12.70	1.32	32.50	28.34	40.00	-11.66	QP
187.140	54.13	11.33	2.65	32.47	35.64	43.50	-7.86	QP
478.140	42.85	17.64	4.33	32.61	32.21	46.00	-13.79	QP
504.330	39.85	18.00	4.45	32.63	29.67	46.00	-16.33	QP
575.140	42.07	19.55	4.79	32.68	33.73	46.00	-12.27	QP
600.360	37.19	20.01	4.87	32.69	29.38	46.00	-16.62	QP

## 4.6 AC Conducted Emission Measurement

### 4.6.1 Limit of AC Conducted Emission

FCC §15.207

IC RSS-GEN 8.8

For equipment that is designed to be connected to the public utility (AC) power line, the radio frequency voltage that is conducted back onto the AC power line on any frequency or frequencies within the band 150 kHz to 30 MHz shall not exceed the limits in the following table.

Frequency of emission (MHz)	Conducted limit (dB $\mu$ V)	
	Quasi-peak	Average
0.15-0.5	66 to 56*	56 to 46*
0.5-5	56	46
5-30	60	50

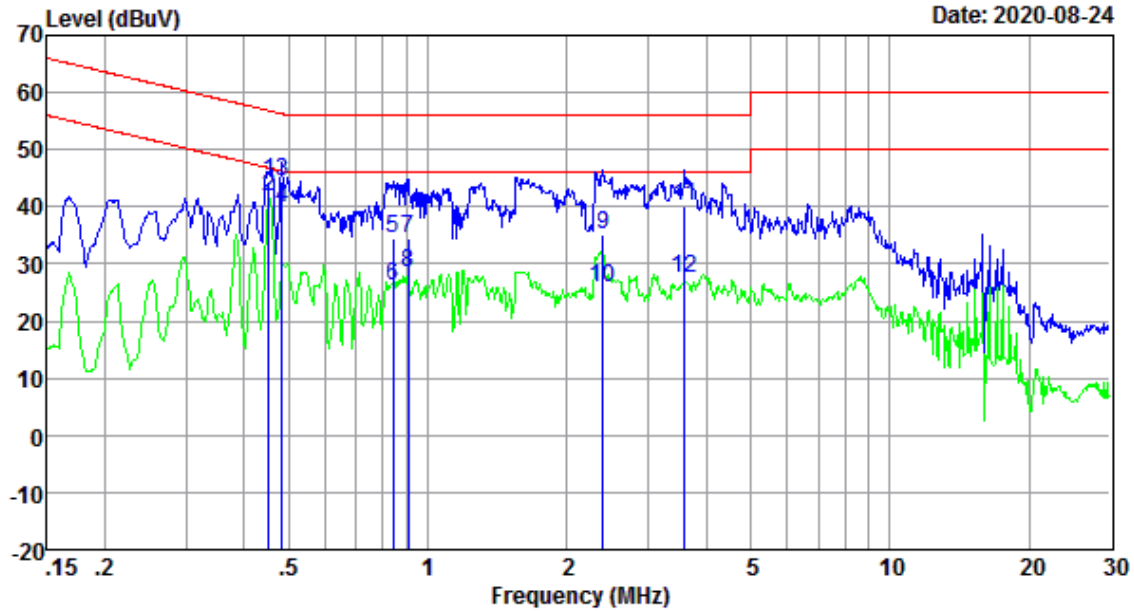
\*Decreases with the logarithm of the frequency.

### 4.6.2 Test Procedures

1. The EUT was placed 0.4 meter from the conducting wall of the shielding room was kept at least 80 centimeters from any other grounded conducting surface.
2. Connect EUT to the power mains through a line impedance stabilization network (LISN).
3. All the support units are connecting to the other LISN.
4. The LISN provides 50 ohm coupling impedance for the measuring instrument.
5. The FCC states that a 50 ohm, 50 microhenry LISN should be used.
6. Both sides of AC line were checked for maximum conducted interference.
7. The frequency range from 150 kHz to 30 MHz was searched.
8. Set the test-receiver system to Peak Detect Function and specified bandwidth (IF Bandwidth = 9kHz) with Maximum Hold Mode. Then measurement is also conducted by Average Detector and Quasi-Peak Detector Function respectively.

### 4.6.3 Test Result of AC Conducted Emission

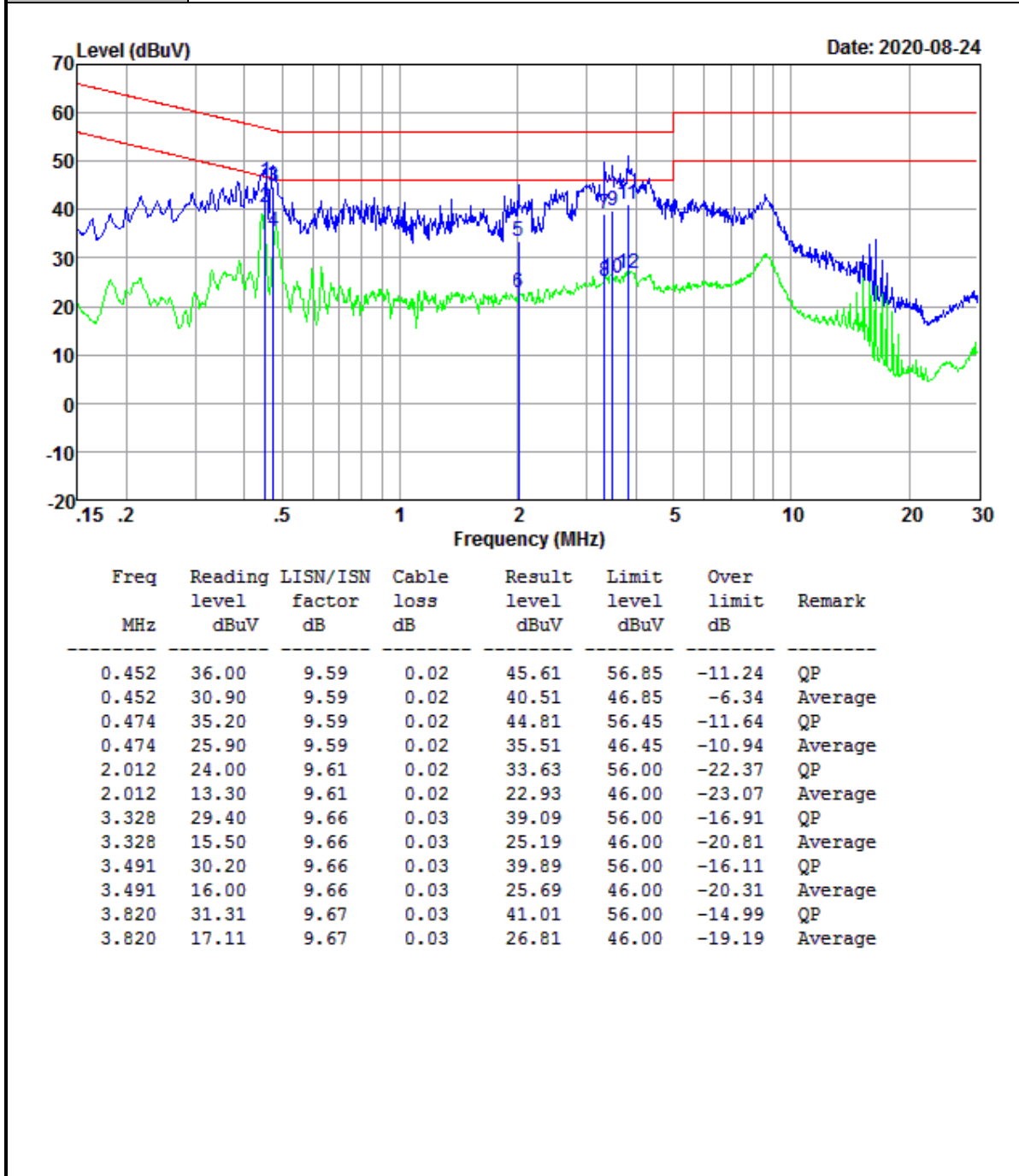
<b>Test Mode :</b>	Mode 1	<b>Temperature :</b>	20°C
<b>Test Engineer :</b>	Jack Liu	<b>Relative Humidity :</b>	64%
<b>Test Voltage :</b>	120Vac / 60Hz	<b>Phase :</b>	Line
<b>Function Type :</b>	WLAN Linking + Lighting		



Freq MHz	Reading level dBuV	LISN/ISN factor dB	Cable loss dB	Result level dBuV	Limit level dBuV	Over limit dB	Remark
0.452	34.90	9.56	0.02	44.48	56.85	-12.37	QP
0.452	32.30	9.56	0.02	41.88	46.85	-4.97	Average
0.484	34.70	9.56	0.02	44.28	56.27	-11.99	QP
0.484	30.20	9.56	0.02	39.78	46.27	-6.49	Average
0.839	25.00	9.57	0.01	34.58	56.00	-21.42	QP
0.839	16.70	9.57	0.01	26.28	46.00	-19.72	Average
0.909	24.90	9.57	0.01	34.48	56.00	-21.52	QP
0.909	18.90	9.57	0.01	28.48	46.00	-17.52	Average
2.396	25.61	9.58	0.02	35.21	56.00	-20.79	QP
2.396	16.11	9.58	0.02	25.71	46.00	-20.29	Average
3.603	30.30	9.62	0.03	39.95	56.00	-16.05	QP
3.603	17.90	9.62	0.03	27.55	46.00	-18.45	Average

Result Level= Reading Level + LISN Factor + Cable Loss

<b>Test Mode :</b>	Mode 1	<b>Temperature :</b>	20°C
<b>Test Engineer :</b>	Jack Liu	<b>Relative Humidity :</b>	64%
<b>Test Voltage :</b>	120Vac / 60Hz	<b>Phase :</b>	NEUTRAL
<b>Function Type :</b>	WLAN Linking + Lighting		



Result Level= Reading Level + LISN Factor + Cable Loss



## 4.7 Antenna Requirements

### 4.7.1 Standard Applicable

According to antenna requirement of §15.203.

An intentional radiator shall be designed to ensure that no antenna other than that furnished by the responsible party shall be used with the device. The use of a permanently attached antenna or of an antenna that uses a unique coupling to the intentional radiator shall be considered sufficient to comply with the provisions of this Section. The manufacturer may design the unit so that a broken antenna can be re-placed by the user, but the use of a standard antenna jack or electrical connector is prohibited. This requirement does not apply to carrier current devices or to devices operated under the provisions of Sections 15.211, 15.213, 15.217, 15.219, or 15.221. Further, this requirement does not apply to intentional radiators that must be professionally installed, such as perimeter protection systems and some field disturbance sensors, or to other intentional radiators which, in accordance with Section 15.31(d), must be measured at the installation site. However, the installer shall be responsible for ensuring that the proper antenna is employed so that the limits in this Part are not exceeded..

And according to §15.247(4)(1), system operating in the 2400-2483.5MHz bands that are used exclusively for fixed, point-to-point operations may employ transmitting antennas with directional gain greater than 6dBi provided the maximum peak output power of the intentional radiator is reduced by 1 dB for every 3 dB that the directional gain of the antenna exceeds 6dBi.

### 4.7.2 Antenna Connected Construction

An PCB antenna design is used.

### 4.7.3 Antenna Gain

The antenna peak gain of EUT is less than 6 dBi. Therefore, it is not necessary to reduce maximum peak output power limit.

## 5 List of Measuring Equipment

Instrument	Manufacturer	Model No.	Serial No.	Calibration Date	Due Date	Remark
Spectrum Analyzer	Keysight	N9010A	MY56070788	2020-01-15	2021-01-14	Conducted
Power Sensor	Keysight	U2021XA	MY56510025	2020-01-16	2021-01-15	Conducted
Power Sensor	Keysight	U2021XA	MY57030005	2020-01-16	2021-01-15	Conducted
Power Sensor	Keysight	U2021XA	MY56510018	2020-01-16	2021-01-15	Conducted
Power Sensor	Keysight	U2021XA	MY56480002	2020-01-16	2021-01-15	Conducted
Thermal Chamber	Sanmtest	SMC-408-CD	2435	2020-05-09	2021-05-08	Conducted
Base Station	R&S	CMW 270	101231	2020-01-16	2021-01-15	Conducted
Signal Generator (Interferer)	Keysight	N5182B	MY56200384	2020-02-21	2021-02-20	Conducted
Signal Generator (Blocker)	Keysight	N5171B	MY56200661	2020-01-15	2021-01-14	Conducted

Instrument	Manufacturer	Model No.	Serial No.	Calibration Date	Due Date	Remark
Spectrum Analyzer	R&S	FSV 40	101433	2020-01-16	2021-01-15	Radiation
Amplifier	Sonoma	310	363917	2020-01-15	2021-01-14	Radiation
Amplifier	Schwarzbeck	BBV 9718	327	2020-01-15	2021-01-14	Radiation
Amplifier	Narda	TTA1840-35-HG	2034380	2020-05-14	2021-05-15	Radiation
Loop Antenna	Schwarzbeck	FMZB 1519B	1519B-051	2020-02-14	2023-02-13	Radiation
Broadband Antenna	Schwarzbeck	VULB 9168	9168-757	2018-08-31	2021-08-30	Radiation
Horn Antenna	Schwarzbeck	BBHA 9120 D	1677	2020-02-14	2023-02-13	Radiation
Horn Antenna	COM-POWER	AH-1840	101117	2018-06-20	2021-06-19	Radiation
Test Software	Auidx	E3	6.111221a	N/A	N/A	Radiation
Filter	Micro-Tronics	BRM 50702	G266	N/A	N/A	Radiation

Instrument	Manufacturer	Model No.	Serial No.	Calibration Date	Due Date	Remark
LISN	R&S	ENV216	102125	2020-01-08	2021-01-07	Conducted
LISN	R&S	ENV432	101327	2020-01-08	2021-01-07	Conducted
EMI Test Receiver	R&S	ESR3	102143	2020-01-16	2021-01-15	Conducted
EMI Test Software	Audix	E3	N/A	N/A	N/A	Conducted

N/A: No Calibration Required

## 6 Uncertainty of Evaluation

Where relevant, the following measurement uncertainty levels have been estimated for tests performed on the EUT as specified in CISPR 16-4-2:

MEASUREMENT	FREQUENCY	UNCERTAINTY
Conducted emissions	9kHz~30MHz	2.42dB
Radiated emission	30MHz ~ 1GMHz	2.50dB
	1GHz ~ 18GHz	3.51dB
	18GHz ~ 40GHz	3.96dB

MEASUREMENT	UNCERTAINTY
Occupied Channel Bandwidth	±196.4Hz
RF output power, conducted	±2.31dB
Power density, conducted	±2.31dB

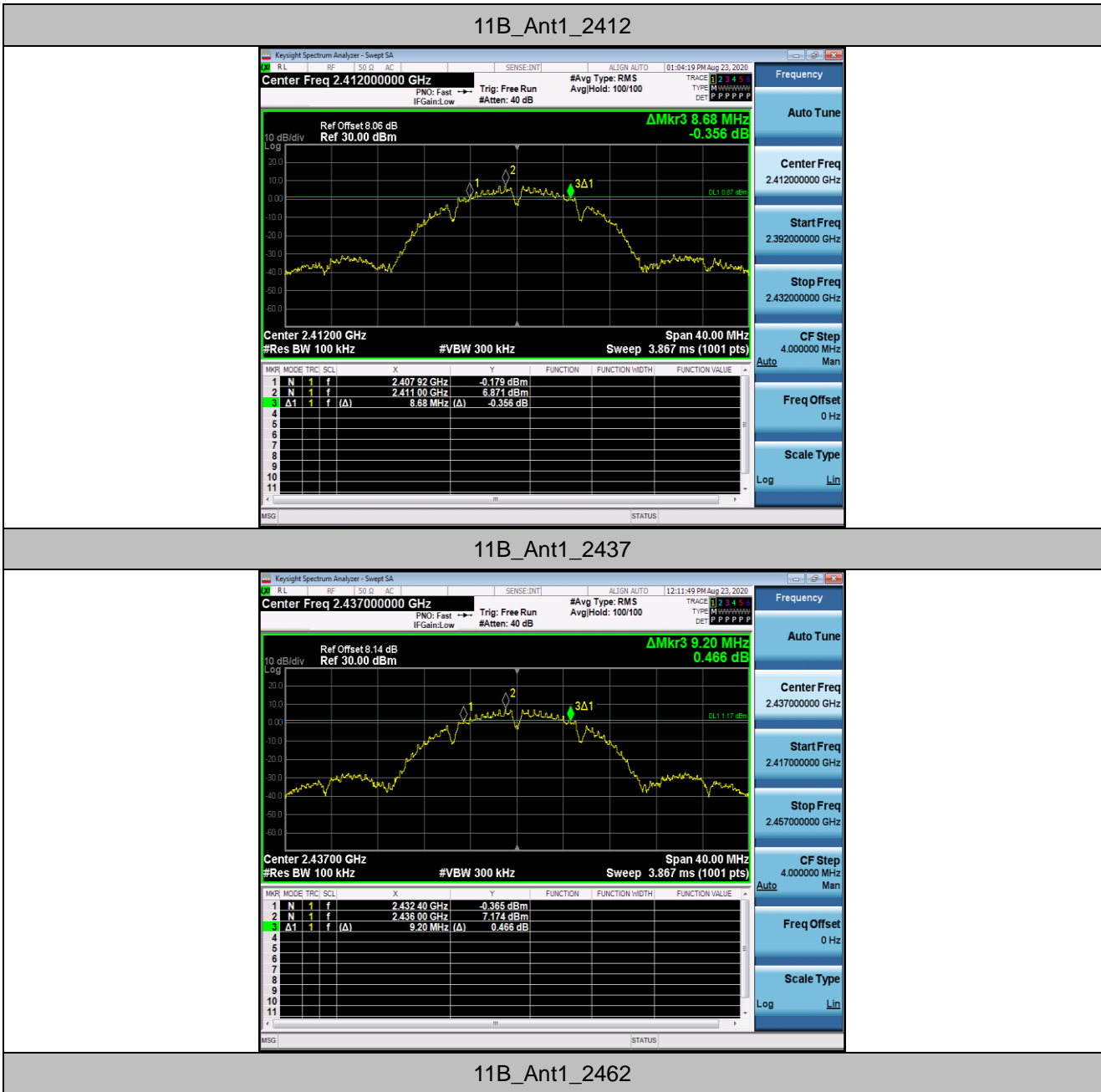
This uncertainty represents an expanded uncertainty expressed at approximately the 95% confidence level using a coverage factor of  $k=2$ .

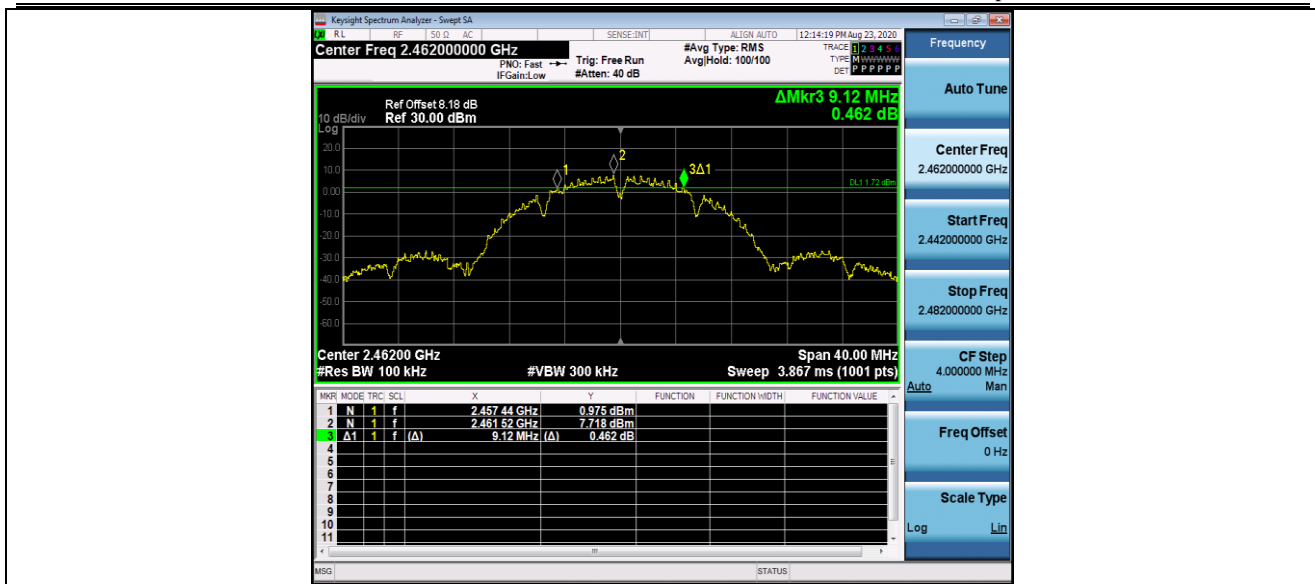
## Appendix A: DTS Bandwidth

### Test Result

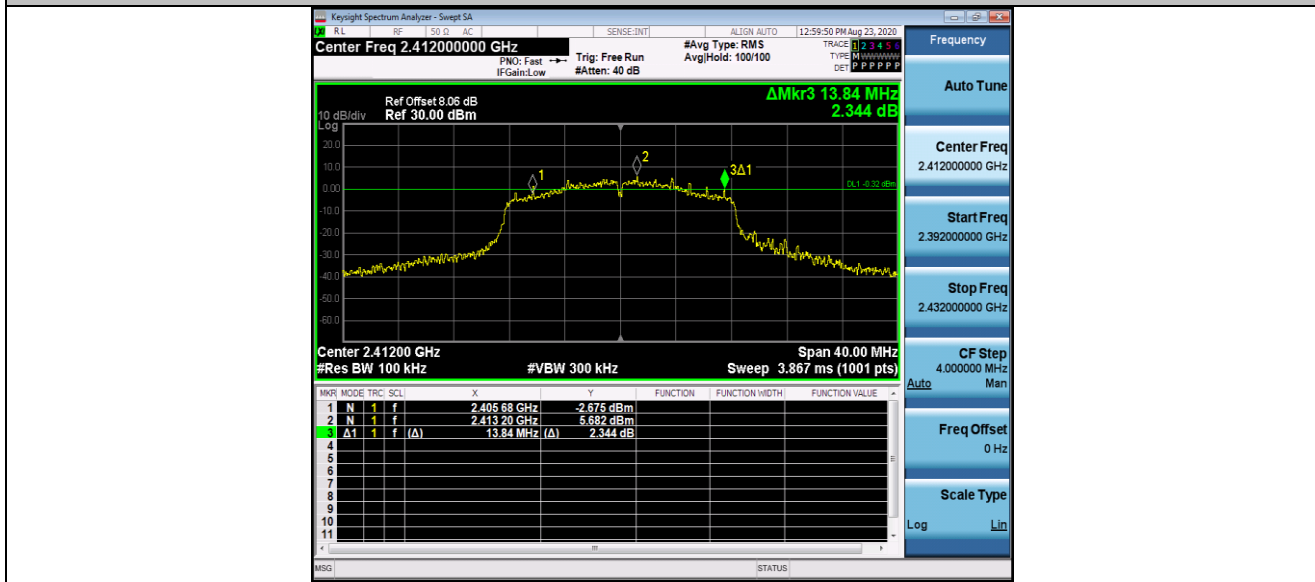
TestMode	Antenna	Channel	DTS BW [MHz]	FL[MHz]	FH[MHz]	Limit[MHz]	Verdict
11B	Ant1	2412	8.680	2407.920	2416.600	$\geq 0.5$	PASS
		2437	9.200	2432.400	2441.600	$\geq 0.5$	PASS
		2462	9.120	2457.440	2466.560	$\geq 0.5$	PASS
11G	Ant1	2412	13.840	2405.680	2419.520	$\geq 0.5$	PASS
		2437	13.960	2430.640	2444.600	$\geq 0.5$	PASS
		2462	12.600	2455.680	2468.280	$\geq 0.5$	PASS
11N20SISO	Ant1	2412	12.680	2406.880	2419.560	$\geq 0.5$	PASS
		2437	12.640	2431.880	2444.520	$\geq 0.5$	PASS
		2462	12.640	2455.680	2468.320	$\geq 0.5$	PASS
11N40SISO	Ant1	2422	30.160	2408.160	2438.320	$\geq 0.5$	PASS
		2437	30.160	2421.960	2452.120	$\geq 0.5$	PASS
		2452	30.160	2436.960	2467.120	$\geq 0.5$	PASS

### Test Graphs

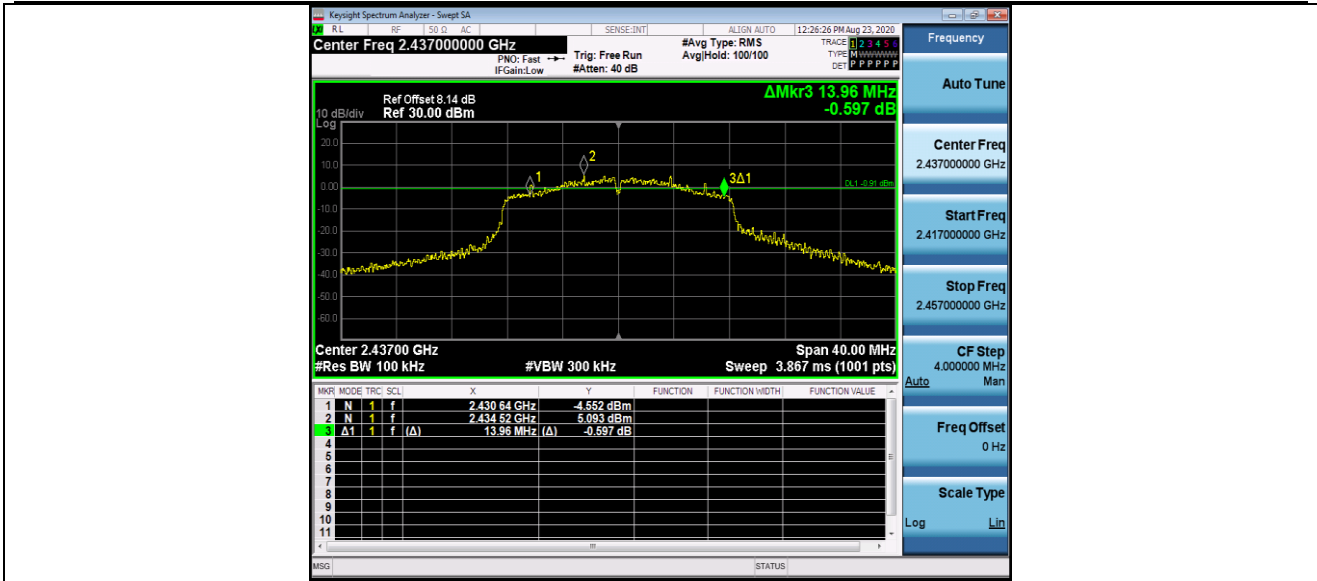




11G\_Ant1\_2412



11G\_Ant1\_2437

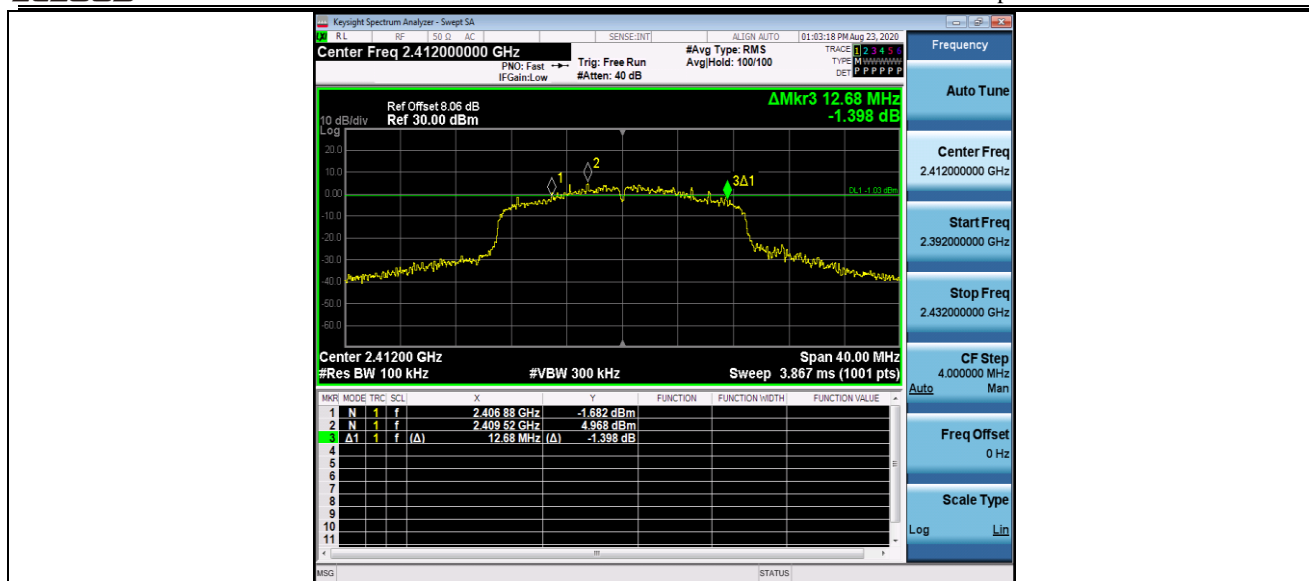


11G\_Ant1\_2462



11N20SISO\_Ant1\_2412

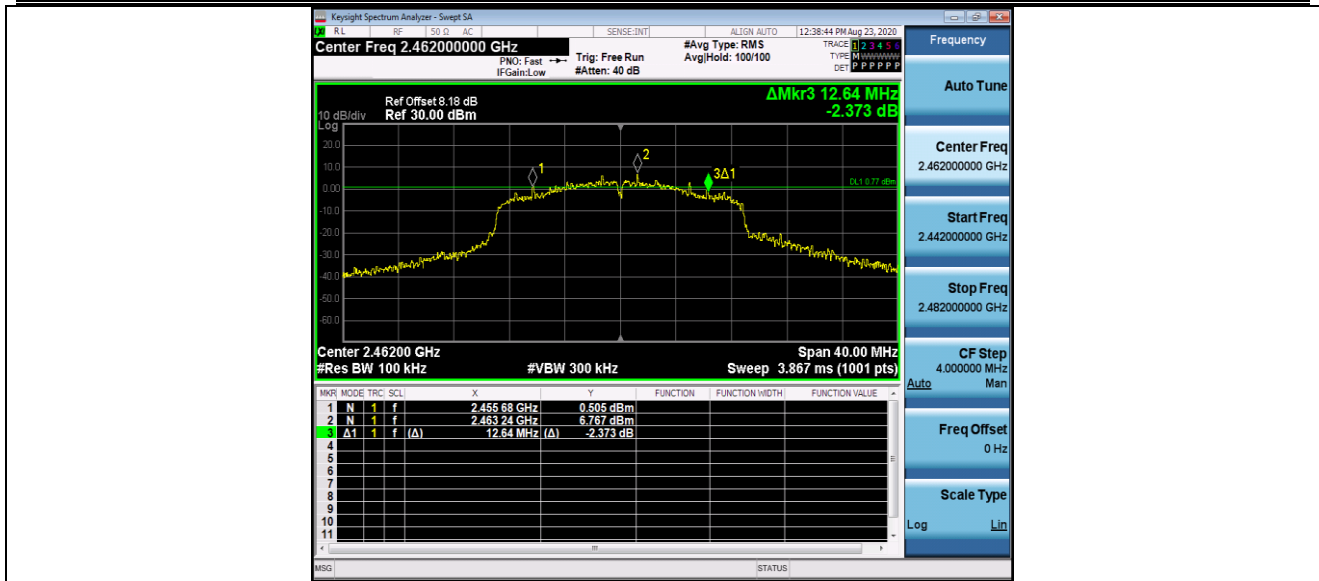




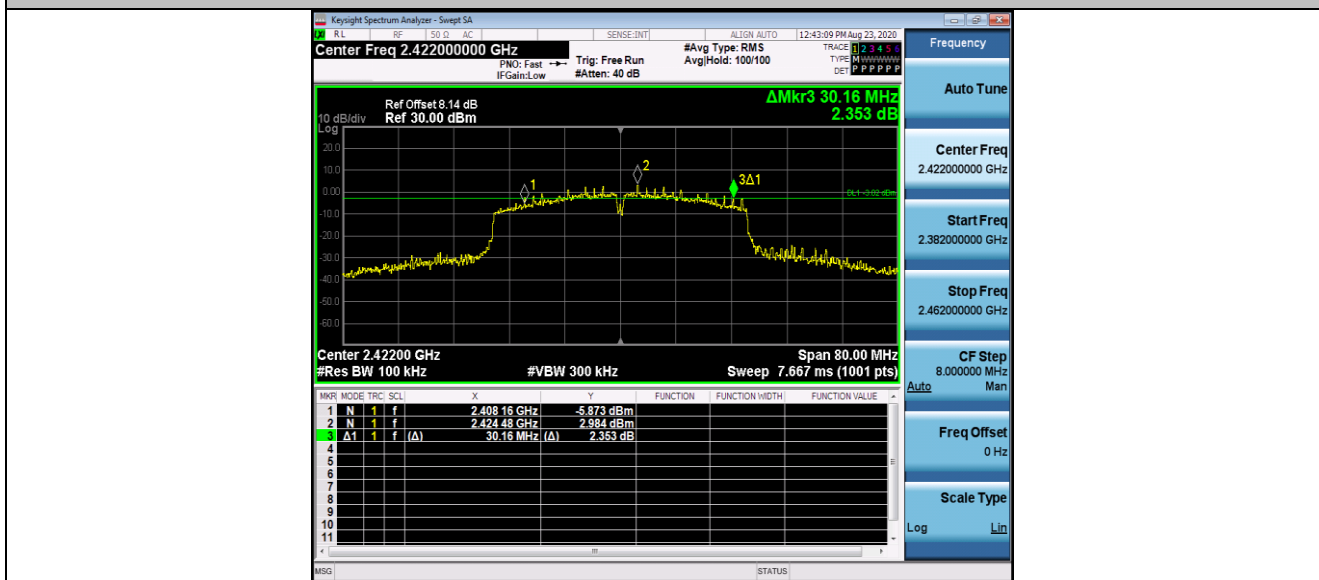
11N20SISO\_Ant1\_2437



11N20SISO\_Ant1\_2462



11N40SISO\_Ant1\_2422



11N40SISO\_Ant1\_2437