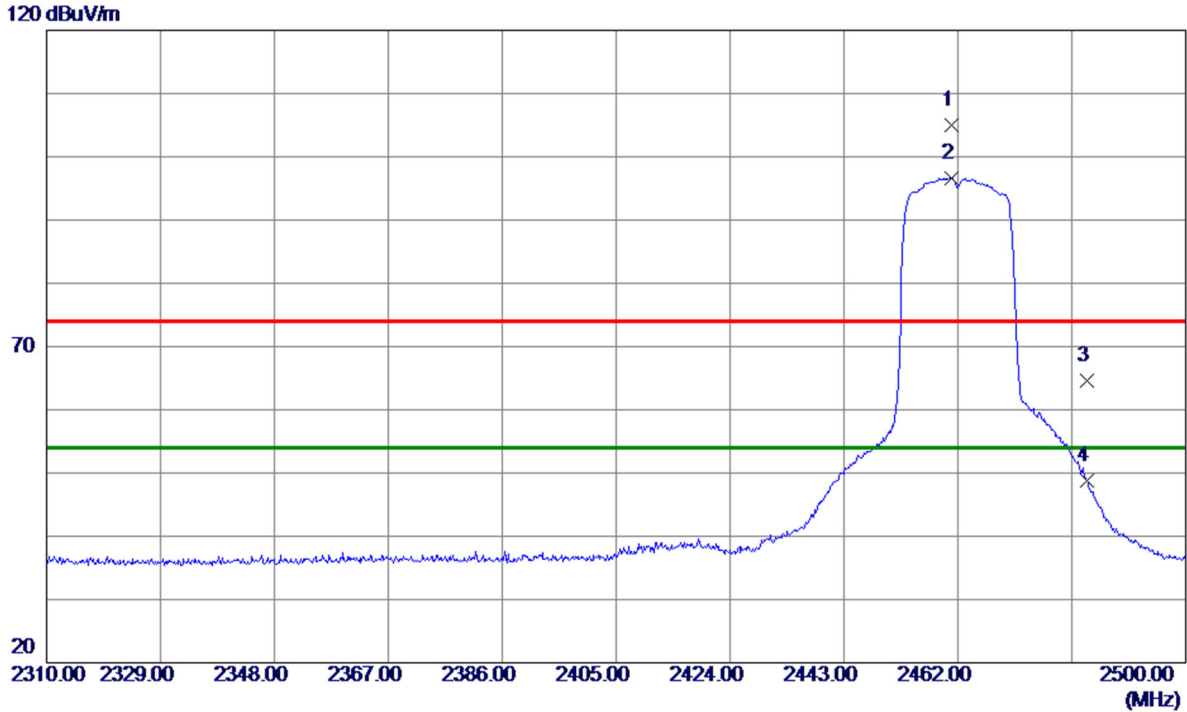


Test Mode: TX N-20M Mode 2462 MHz

Vertical



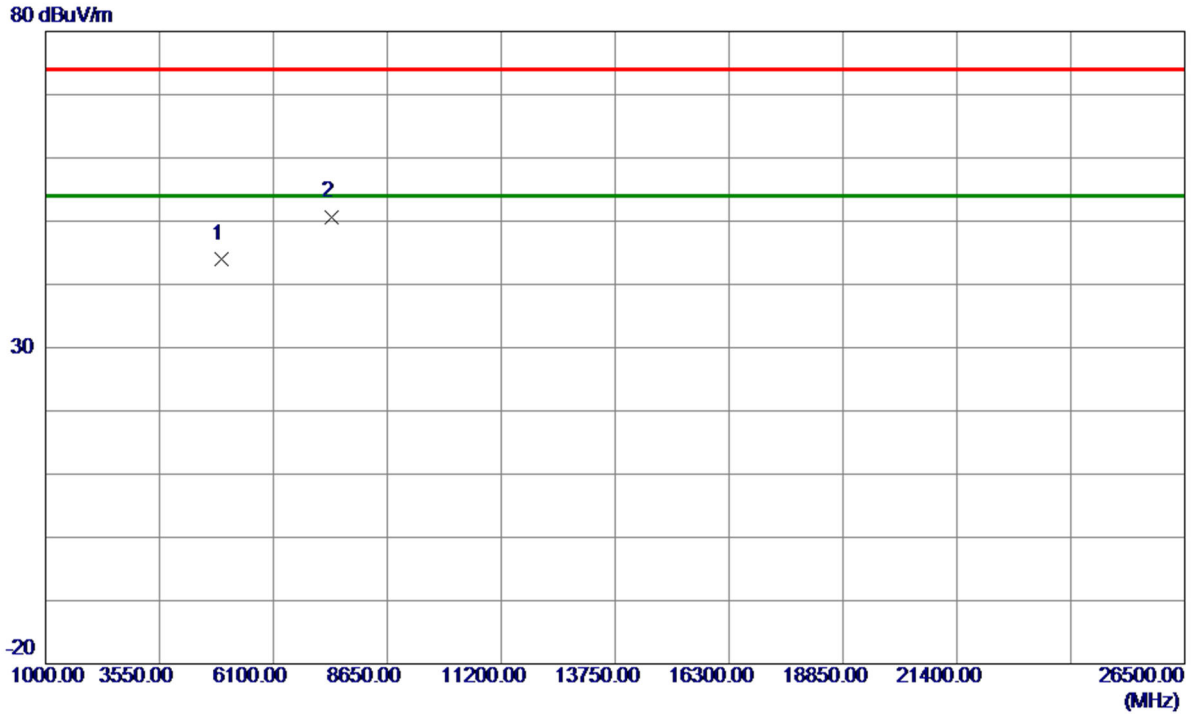
No.	Freq. MHz	Reading Level dBuV/m	Correct Factor dB	Measure ment dBuV/m	Limit dBuV/m	Margin dB	Detector	Comment
1	2460.8600	73.39	31.71	105.10	74.00	31.10	Peak	
2 *	2460.8600	64.95	31.71	96.66	54.00	42.66	AVG	
3	2483.5000	32.93	31.71	64.64	74.00	-9.36	Peak	
4	2483.5000	17.11	31.71	48.82	54.00	-5.18	AVG	

REMARKS:

- (1) Measurement Value = Reading Level + Correct Factor.
- (2) Margin Level = Measurement Value - Limit Value.

Test Mode: TX N-20M Mode 2462 MHz

Vertical



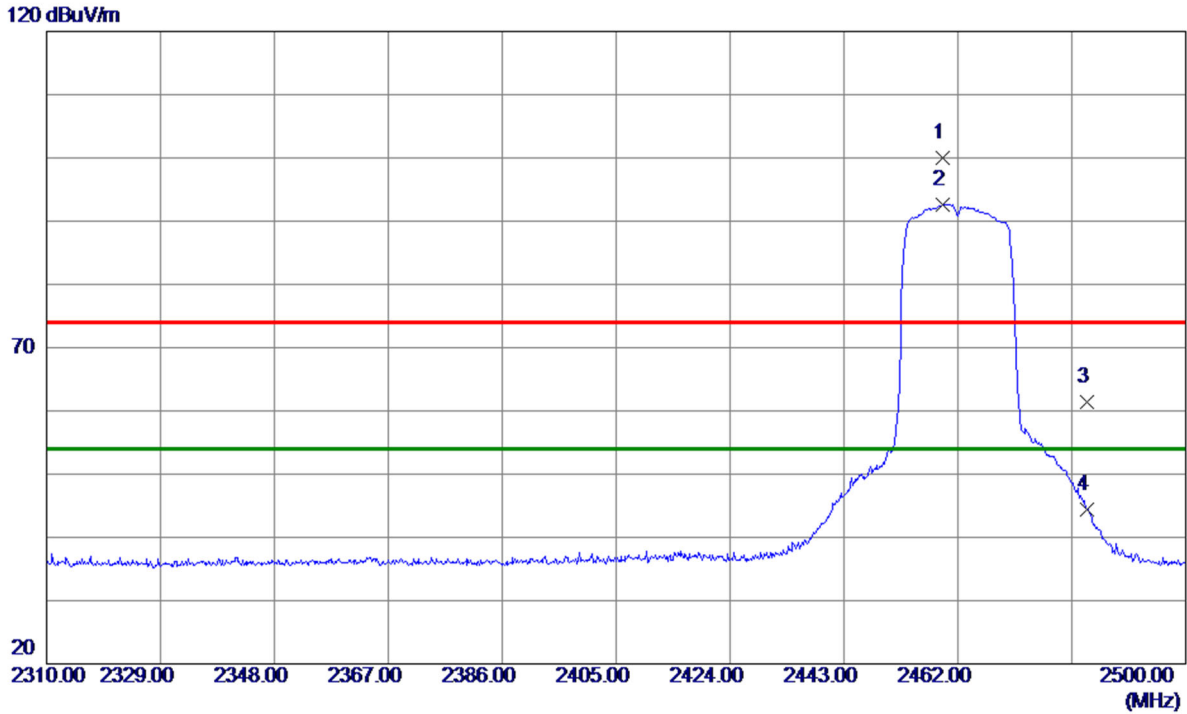
No.	Freq. MHz	Reading Level dBuV/m	Correct Factor dB	Measure ment dBuV/m	Limit dBuV/m	Margin dB	Detector	Comment
1	4928.2750	54.63	-10.61	44.02	74.00	-29.98	Peak	
2 *	7395.4000	54.67	-3.97	50.70	74.00	-23.30	Peak	

REMARKS:

- (1) Measurement Value = Reading Level + Correct Factor.
- (2) Margin Level = Measurement Value - Limit Value.

Test Mode: TX N-20M Mode 2462 MHz

Horizontal



No.	Freq. MHz	Reading Level dBuV/m	Correct Factor dB	Measure ment dBuV/m	Limit dBuV/m	Margin dB	Detector	Comment
1	2459.5300	68.38	31.71	100.09	74.00	26.09	Peak	
2 *	2459.5300	60.94	31.71	92.65	54.00	38.65	AVG	
3	2483.5000	29.73	31.71	61.44	74.00	-12.56	Peak	
4	2483.5000	12.60	31.71	44.31	54.00	-9.69	AVG	

REMARKS:

- (1) Measurement Value = Reading Level + Correct Factor.
- (2) Margin Level = Measurement Value - Limit Value.

Test Mode: TX N-20M Mode 2462 MHz

Horizontal



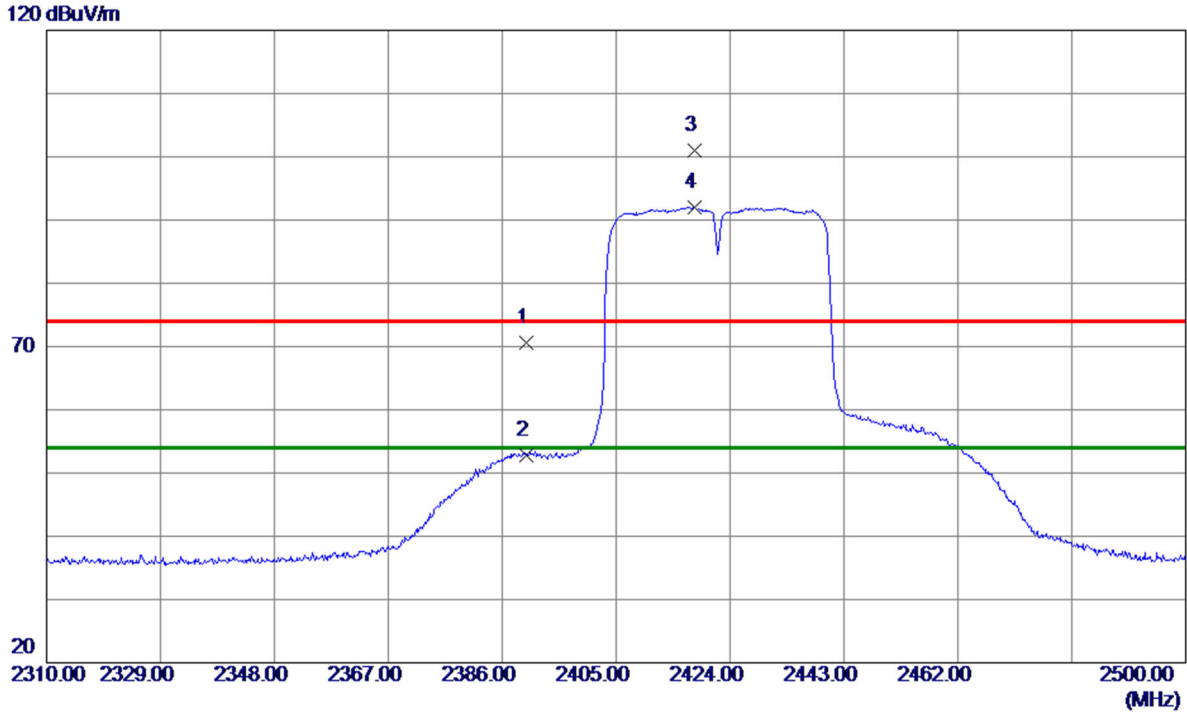
No.	Freq. MHz	Reading Level dBuV/m	Correct Factor dB	Measure ment dBuV/m	Limit dBuV/m	Margin dB	Detector	Comment
1 *	7391.5750	52.83	-3.97	48.86	74.00	-25.14	Peak	
2	4932.1000	52.97	-10.59	42.38	74.00	-31.62	Peak	

REMARKS:

- (1) Measurement Value = Reading Level + Correct Factor.
- (2) Margin Level = Measurement Value - Limit Value.

Test Mode: TX N-40M Mode 2422MHz

Vertical



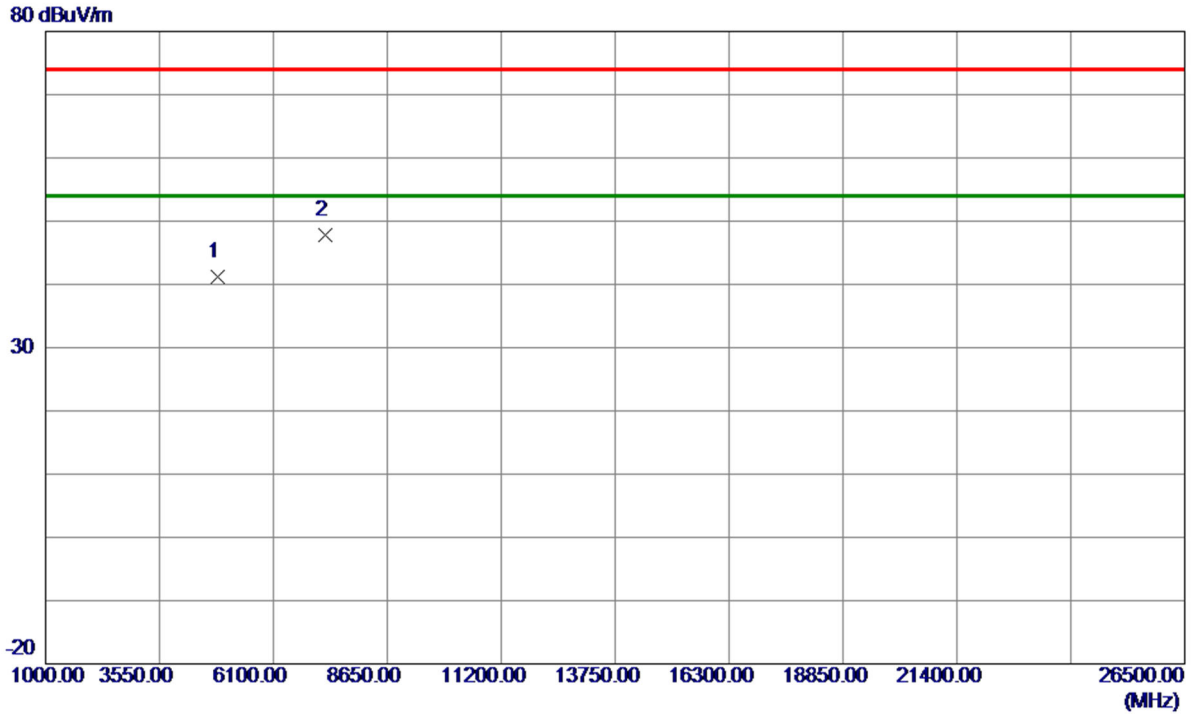
No.	Freq. MHz	Reading Level dBuV/m	Correct Factor dB	Measure ment dBuV/m	Limit dBuV/m	Margin dB	Detector	Comment
1	2390.0000	38.88	31.74	70.62	74.00	-3.38	Peak	
2	2390.0000	20.97	31.74	52.71	54.00	-1.29	AVG	
3	2418.1100	69.20	31.72	100.92	74.00	26.92	Peak	
4 *	2418.1100	60.35	31.72	92.07	54.00	38.07	AVG	

REMARKS:

- (1) Measurement Value = Reading Level + Correct Factor.
- (2) Margin Level = Measurement Value - Limit Value.

Test Mode: TX N-40M Mode 2422MHz

Vertical



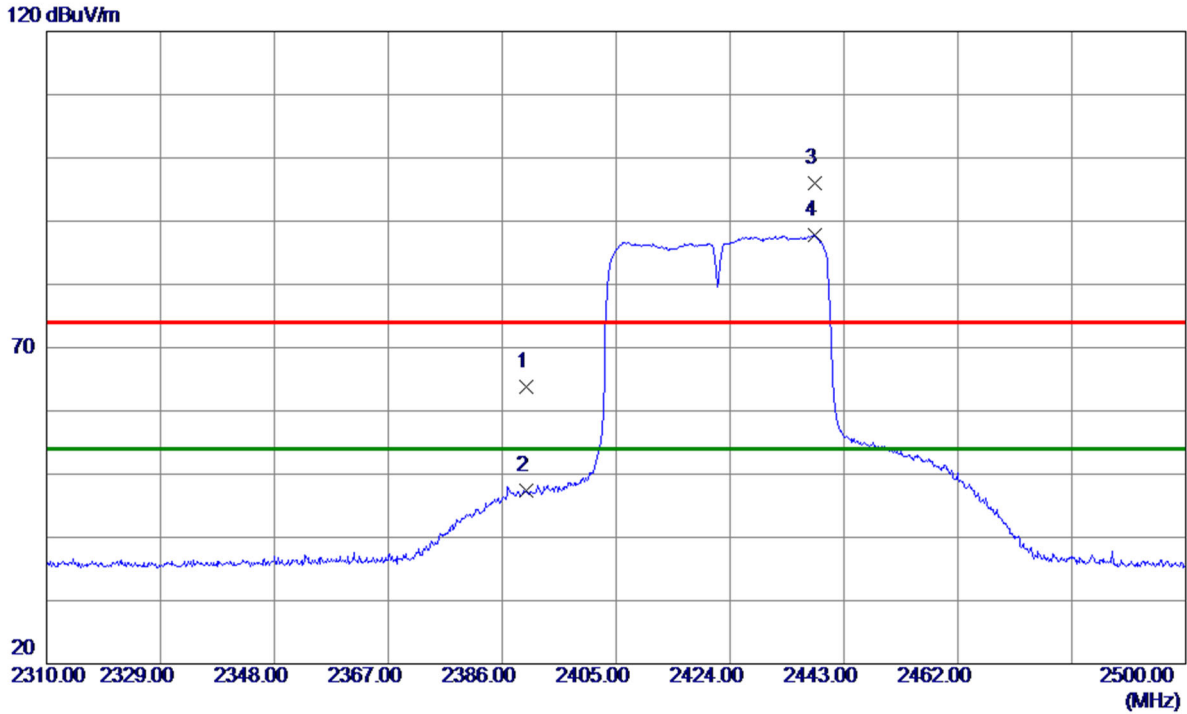
No.	Freq. MHz	Reading Level dBuV/m	Correct Factor dB	Measure ment dBuV/m	Limit dBuV/m	Margin dB	Detector	Comment
1	4851.7750	52.00	-10.84	41.16	74.00	-32.84	Peak	
2 *	7264.0750	51.95	-4.13	47.82	74.00	-26.18	Peak	

REMARKS:

- (1) Measurement Value = Reading Level + Correct Factor.
- (2) Margin Level = Measurement Value - Limit Value.

Test Mode: TX N-40M Mode 2422MHz

Horizontal



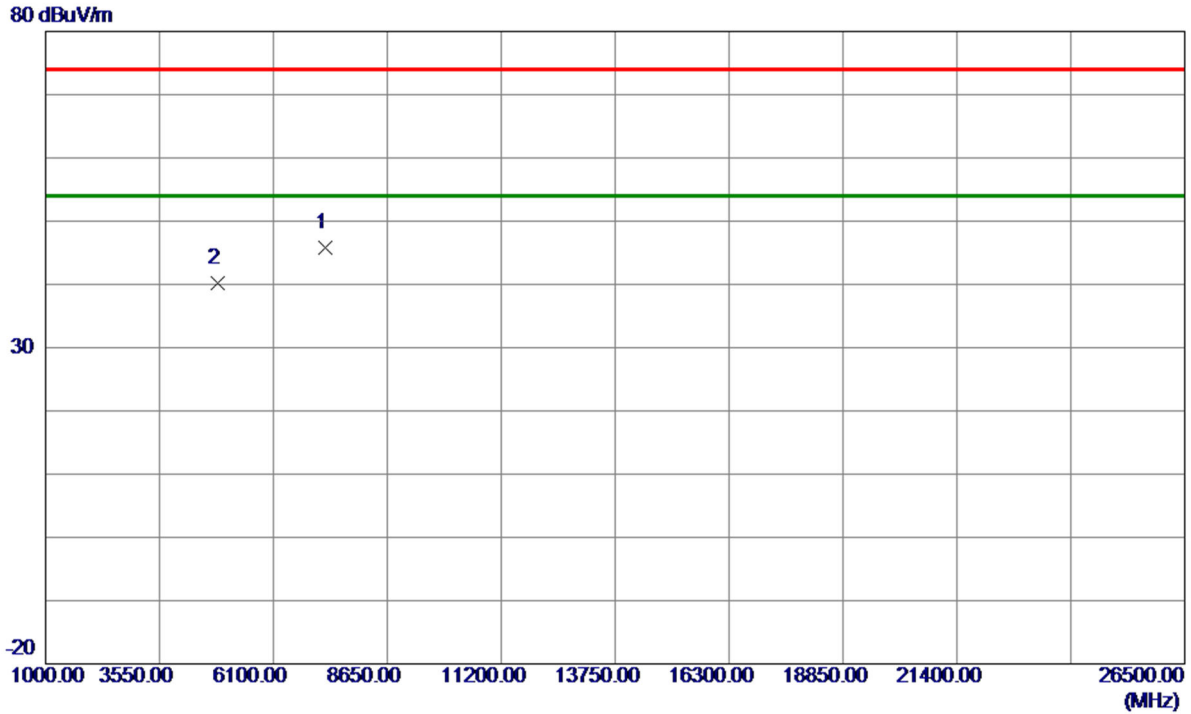
No.	Freq. MHz	Reading Level dBuV/m	Correct Factor dB	Measure ment dBuV/m	Limit dBuV/m	Margin dB	Detector	Comment
1	2390.0000	32.11	31.74	63.85	74.00	-10.15	Peak	
2	2390.0000	15.72	31.74	47.46	54.00	-6.54	AVG	
3	2438.0600	64.31	31.72	96.03	74.00	22.03	Peak	
4 *	2438.0600	56.01	31.72	87.73	54.00	33.73	AVG	

REMARKS:

- (1) Measurement Value = Reading Level + Correct Factor.
- (2) Margin Level = Measurement Value - Limit Value.

Test Mode: TX N-40M Mode 2422MHz

Horizontal



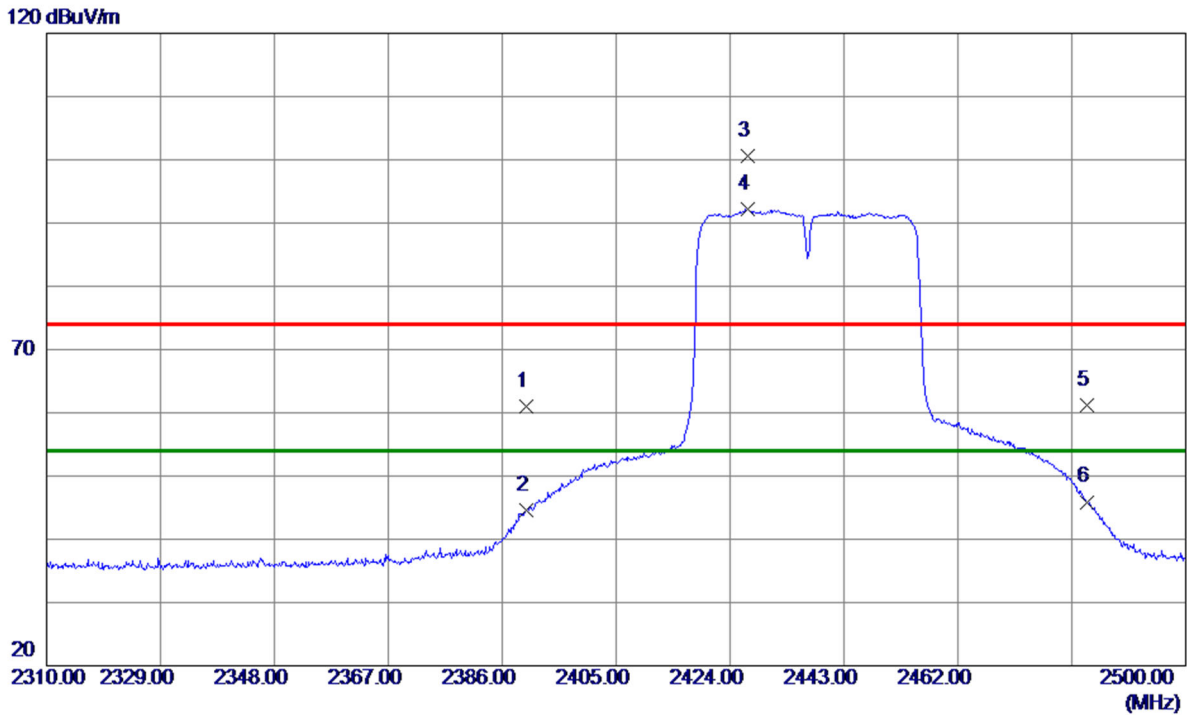
No.	Freq. MHz	Reading Level dBuV/m	Correct Factor dB	Measure ment dBuV/m	Limit dBuV/m	Margin dB	Detector	Comment
1 *	7251.3250	49.87	-4.15	45.72	74.00	-28.28	Peak	
2	4840.3000	51.00	-10.87	40.13	74.00	-33.87	Peak	

REMARKS:

- (1) Measurement Value = Reading Level + Correct Factor.
- (2) Margin Level = Measurement Value - Limit Value.

Test Mode: TX N-40M Mode 2437 MHz

Vertical



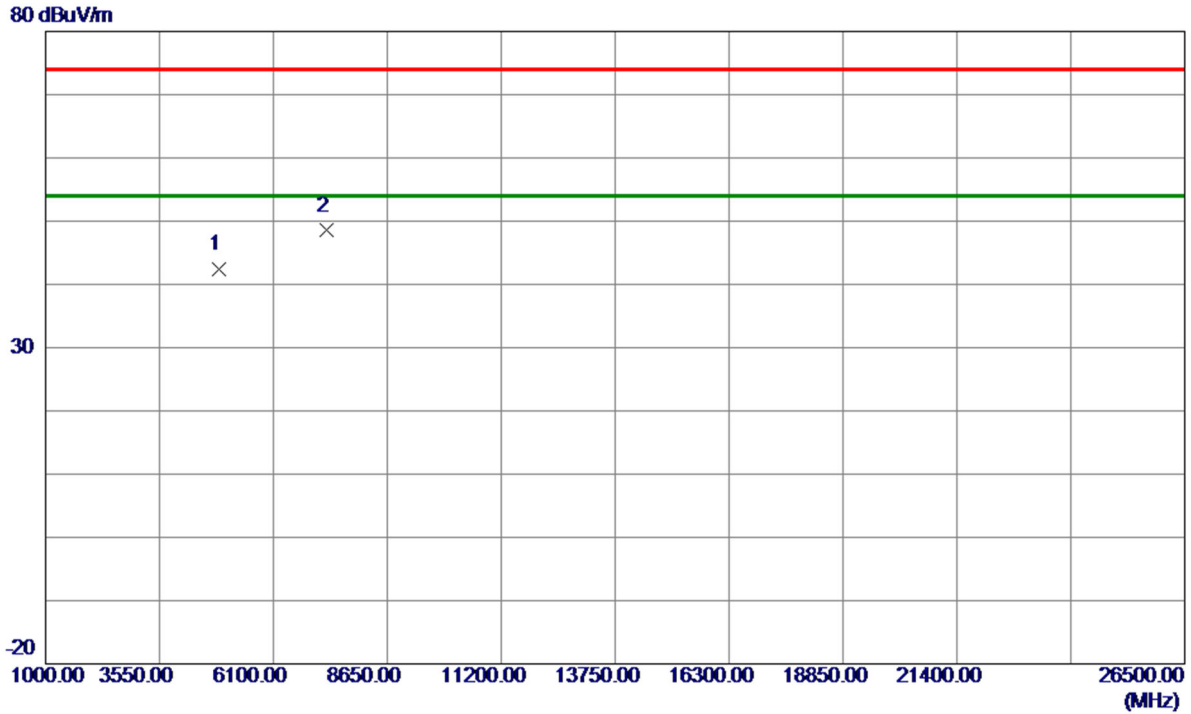
No.	Freq. MHz	Reading Level dBuV/m	Correct Factor dB	Measure ment dBuV/m	Limit dBuV/m	Margin dB	Detector	Comment
1	2390.0000	29.30	31.74	61.04	74.00	-12.96	Peak	
2	2390.0000	12.80	31.74	44.54	54.00	-9.46	AVG	
3	2426.9450	68.96	31.72	100.68	74.00	26.68	Peak	
4 *	2426.9450	60.41	31.72	92.13	54.00	38.13	AVG	
5	2483.5000	29.45	31.71	61.16	74.00	-12.84	Peak	
6	2483.5000	14.19	31.71	45.90	54.00	-8.10	AVG	

REMARKS:

- (1) Measurement Value = Reading Level + Correct Factor.
- (2) Margin Level = Measurement Value - Limit Value.

Test Mode: TX N-40M Mode 2437 MHz

Vertical



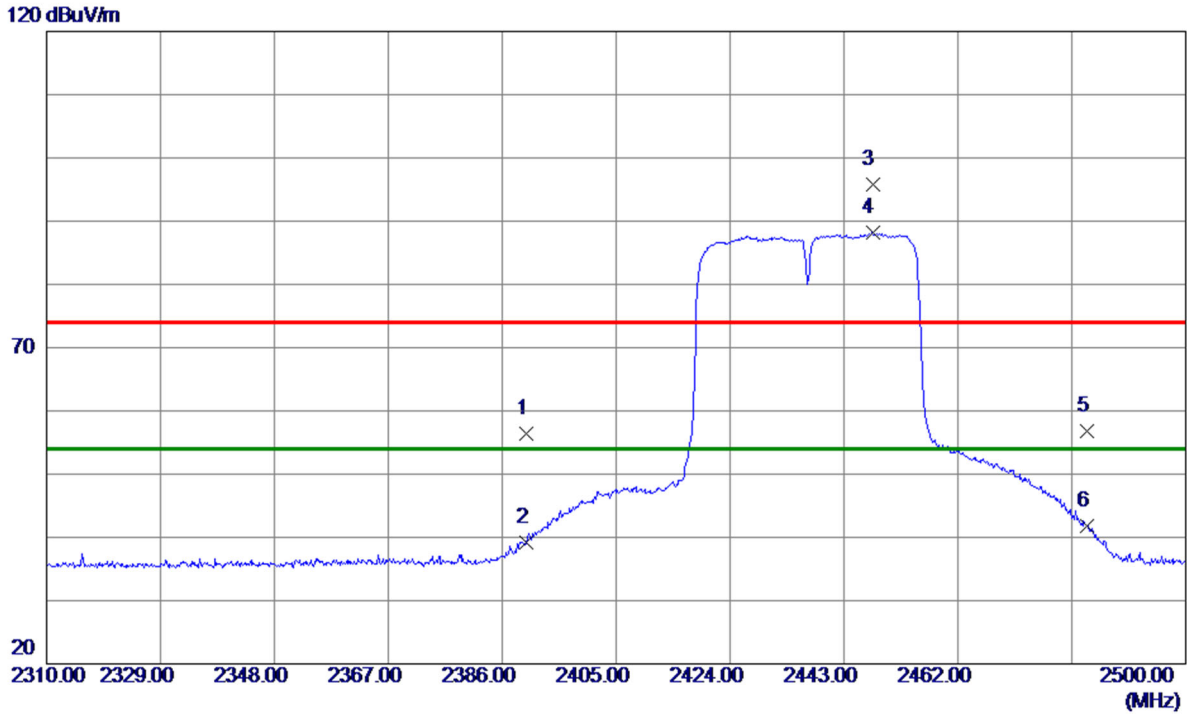
No.	Freq. MHz	Reading Level dBuV/m	Correct Factor dB	Measure ment dBuV/m	Limit dBuV/m	Margin dB	Detector	Comment
1	4870.9000	53.16	-10.80	42.36	74.00	-31.64	Peak	
2 *	7302.3250	52.59	-4.09	48.50	74.00	-25.50	Peak	

REMARKS:

- (1) Measurement Value = Reading Level + Correct Factor.
- (2) Margin Level = Measurement Value - Limit Value.

Test Mode: TX N-40M Mode 2437 MHz

Horizontal



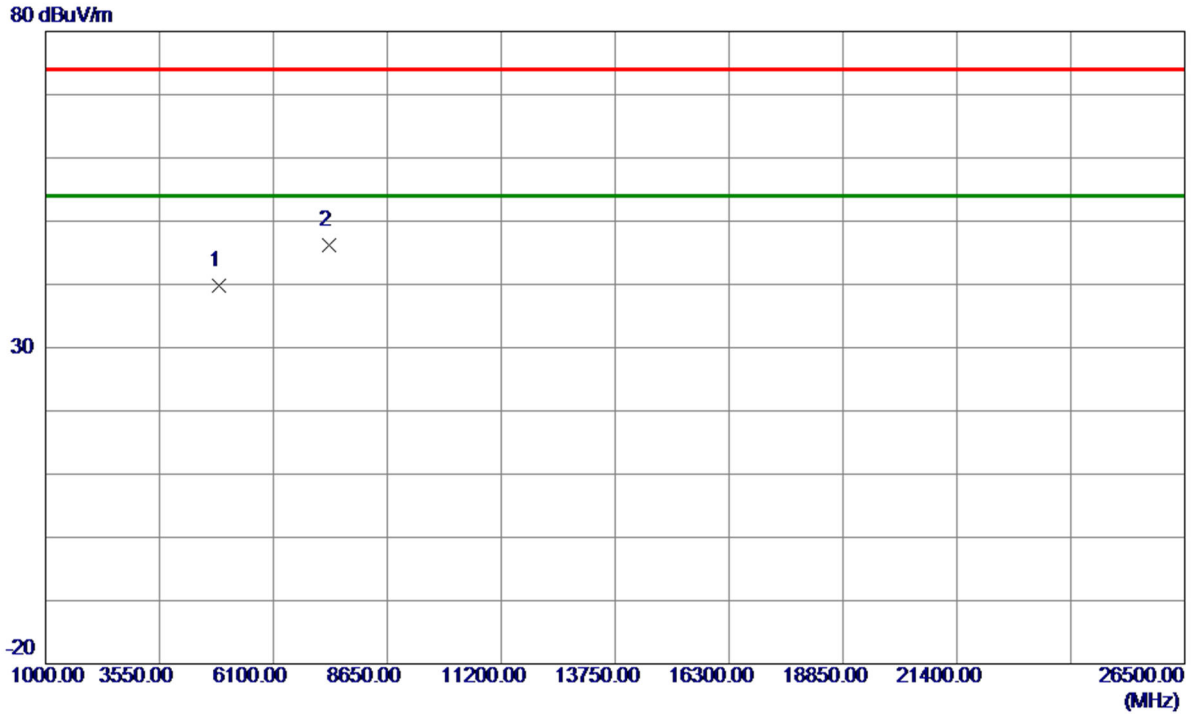
No.	Freq. MHz	Reading Level dBuV/m	Correct Factor dB	Measure ment dBuV/m	Limit dBuV/m	Margin dB	Detector	Comment
1	2390.0000	24.66	31.74	56.40	74.00	-17.60	Peak	
2	2390.0000	7.38	31.74	39.12	54.00	-14.88	AVG	
3	2447.7500	64.14	31.72	95.86	74.00	21.86	Peak	
4 *	2447.7500	56.40	31.72	88.12	54.00	34.12	AVG	
5	2483.5000	25.16	31.71	56.87	74.00	-17.13	Peak	
6	2483.5000	10.09	31.71	41.80	54.00	-12.20	AVG	

REMARKS:

- (1) Measurement Value = Reading Level + Correct Factor.
- (2) Margin Level = Measurement Value - Limit Value.

Test Mode: TX N-40M Mode 2437 MHz

Horizontal



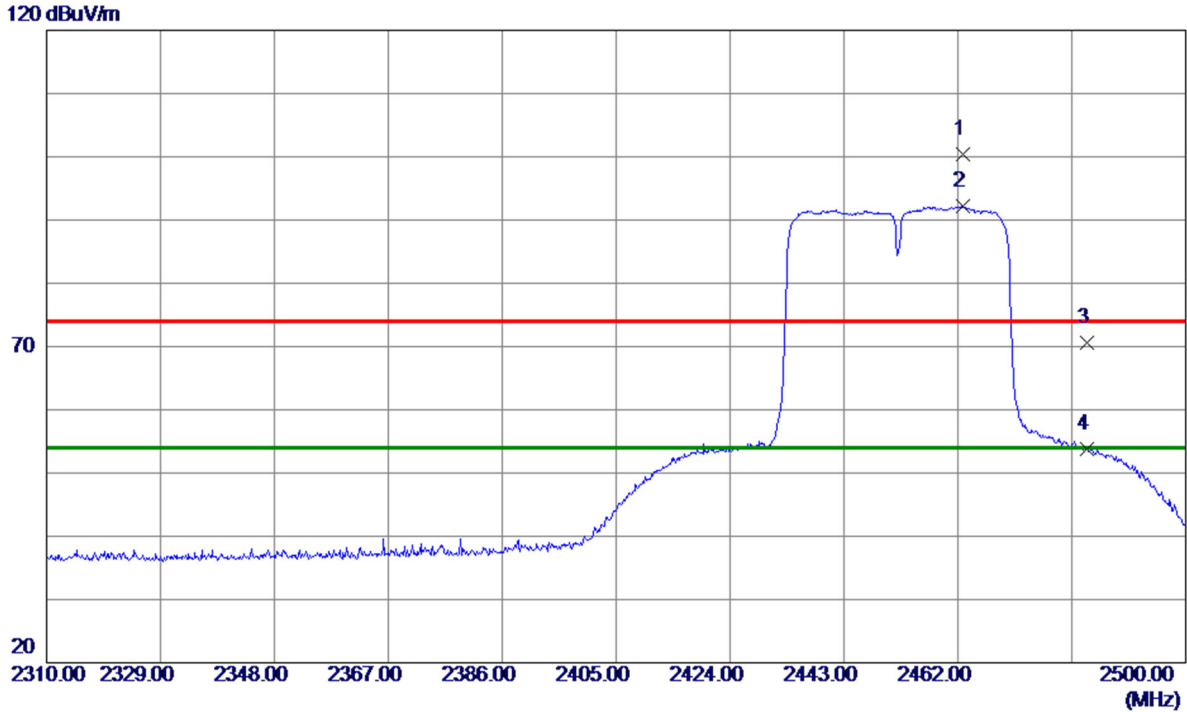
No.	Freq. MHz	Reading Level dBuV/m	Correct Factor dB	Measure ment dBuV/m	Limit dBuV/m	Margin dB	Detector	Comment
1	4874.0000	50.67	-10.79	39.88	74.00	-34.12	Peak	
2 *	7336.7500	50.29	-4.04	46.25	74.00	-27.75	Peak	

REMARKS:

- (1) Measurement Value = Reading Level + Correct Factor.
- (2) Margin Level = Measurement Value - Limit Value.

Test Mode: TX N-40M Mode 2452 MHz

Vertical



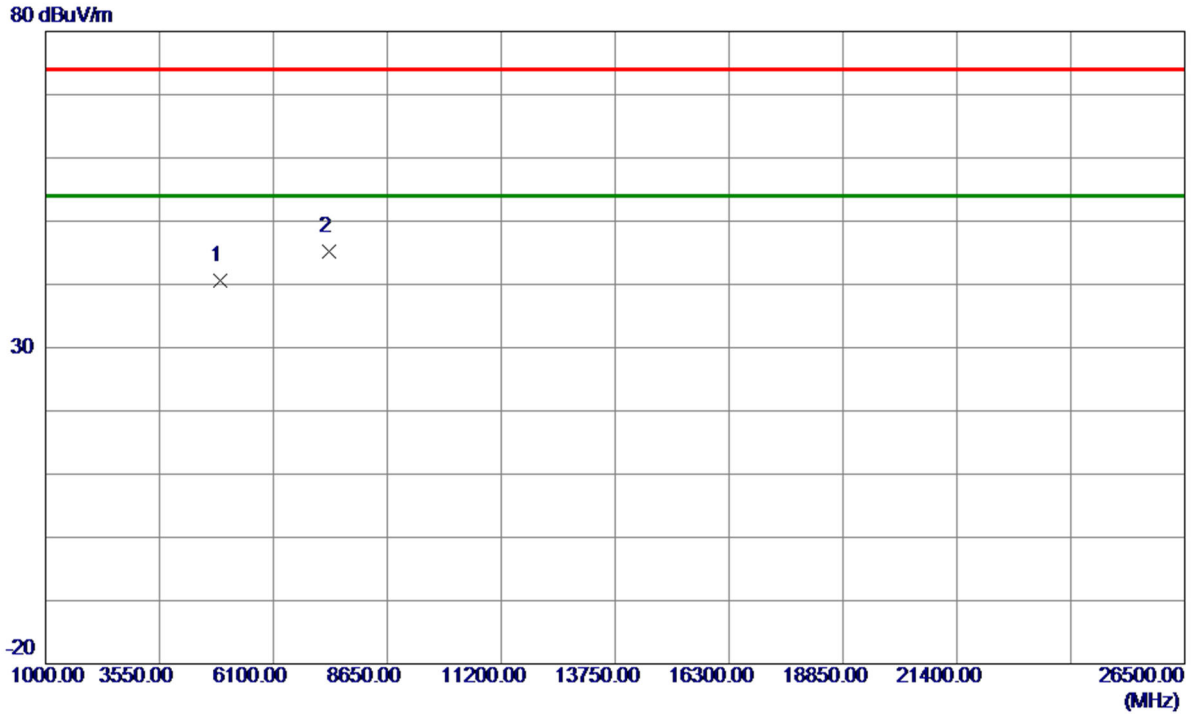
No.	Freq. MHz	Reading Level dBuV/m	Correct Factor dB	Measure ment dBuV/m	Limit dBuV/m	Margin dB	Detector	Comment
1	2462.8550	68.74	31.71	100.45	74.00	26.45	Peak	
2 *	2462.8550	60.49	31.71	92.20	54.00	38.20	AVG	
3	2483.5000	38.97	31.71	70.68	74.00	-3.32	Peak	
4	2483.5000	22.04	31.71	53.75	54.00	-0.25	AVG	

REMARKS:

- (1) Measurement Value = Reading Level + Correct Factor.
- (2) Margin Level = Measurement Value - Limit Value.

Test Mode: TX N-40M Mode 2452 MHz

Vertical



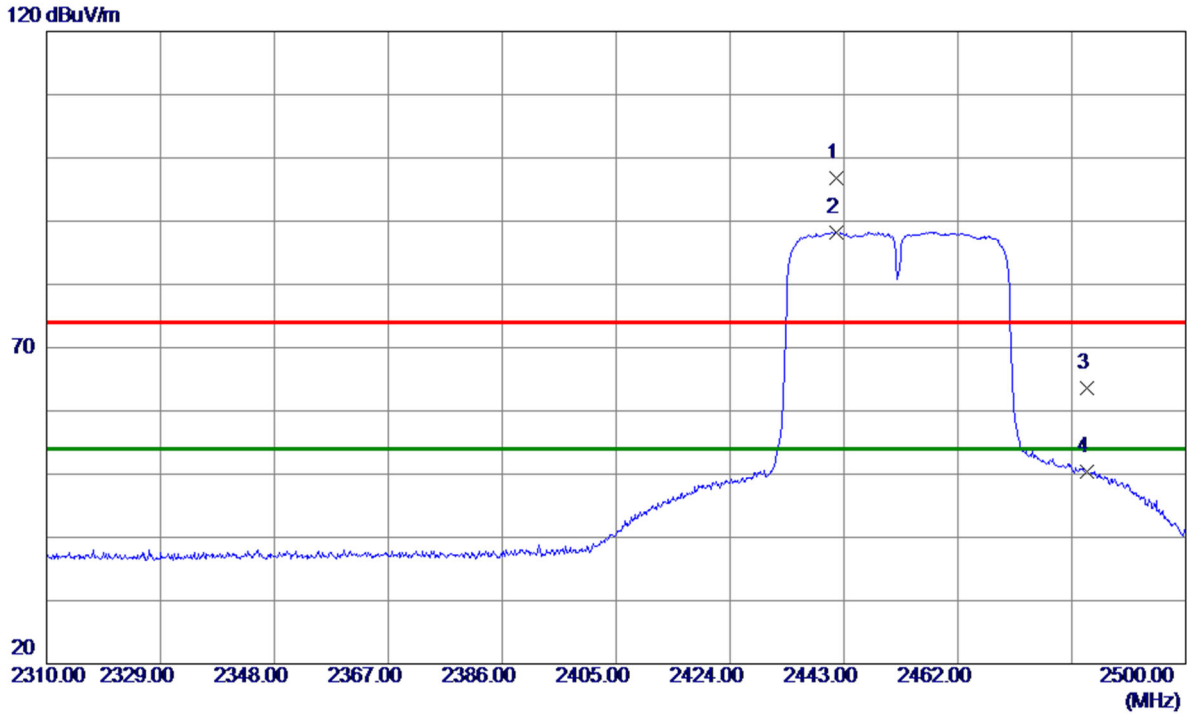
No.	Freq. MHz	Reading Level dBuV/m	Correct Factor dB	Measure ment dBuV/m	Limit dBuV/m	Margin dB	Detector	Comment
1	4904.0000	51.31	-10.72	40.59	74.00	-33.41	Peak	
2 *	7356.0000	49.15	-4.02	45.13	74.00	-28.87	Peak	

REMARKS:

- (1) Measurement Value = Reading Level + Correct Factor.
- (2) Margin Level = Measurement Value - Limit Value.

Test Mode: TX N-40M Mode 2452 MHz

Horizontal



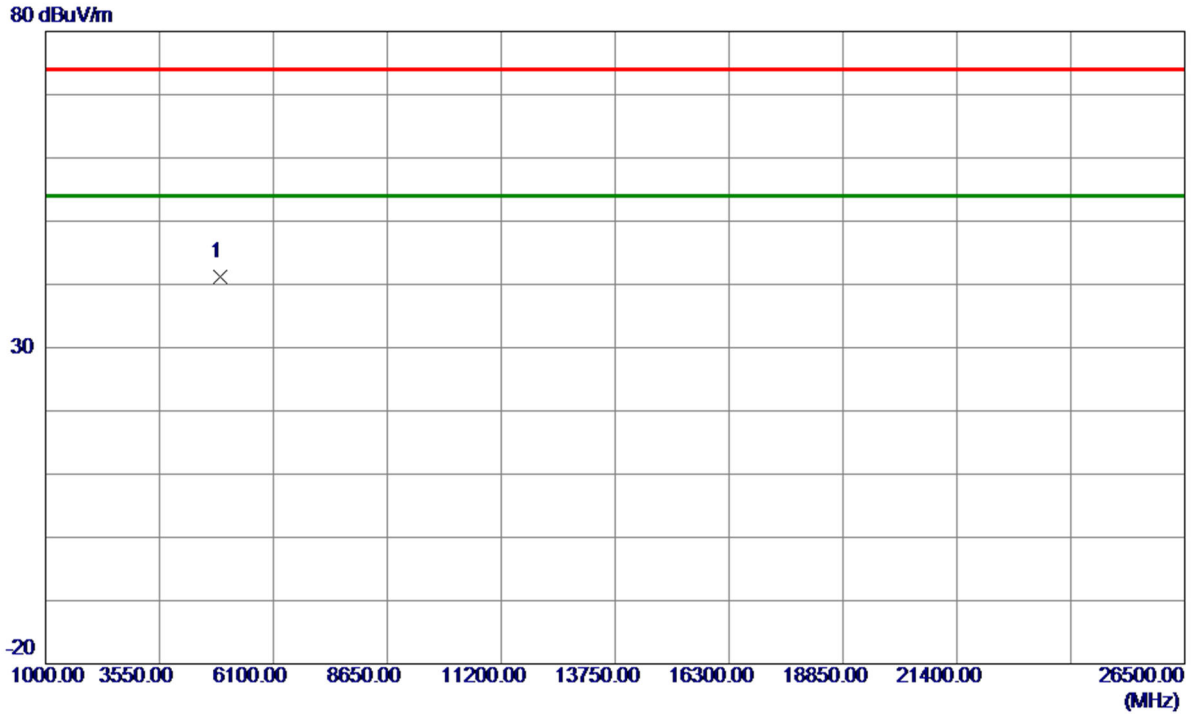
No.	Freq. MHz	Reading Level dBuV/m	Correct Factor dB	Measure ment dBuV/m	Limit dBuV/m	Margin dB	Detector	Comment
1	2441.6700	65.12	31.72	96.84	74.00	22.84	Peak	
2 *	2441.6700	56.56	31.72	88.28	54.00	34.28	AVG	
3	2483.5000	31.82	31.71	63.53	74.00	-10.47	Peak	
4	2483.5000	18.72	31.71	50.43	54.00	-3.57	AVG	

REMARKS:

- (1) Measurement Value = Reading Level + Correct Factor.
- (2) Margin Level = Measurement Value - Limit Value.

Test Mode: TX N-40M Mode 2452 MHz

Horizontal



No.	Freq. MHz	Reading Level dBuV/m	Correct Factor dB	Measure ment dBuV/m	Limit dBuV/m	Margin dB	Detector	Comment
1 *	4911.7000	51.88	-10.68	41.20	74.00	-32.80	Peak	

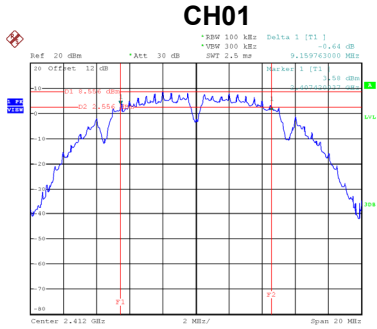
REMARKS:

- (1) Measurement Value = Reading Level + Correct Factor.
- (2) Margin Level = Measurement Value - Limit Value.

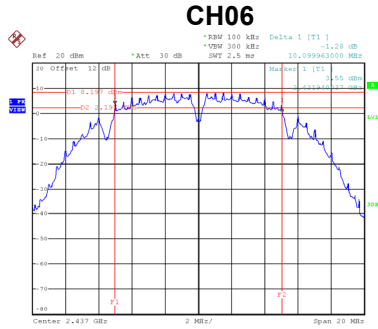
APPENDIX E - BANDWIDTH

Test Mode	TX B Mode
-----------	-----------

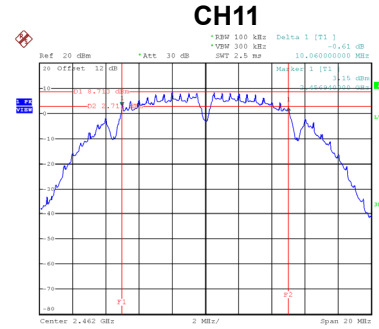
Channel	Frequency (MHz)	6 dB Bandwidth (MHz)	6 dB Bandwidth Min. Limit (kHz)	Result
01	2412	9.16	500	Complies
06	2437	10.10	500	Complies
11	2462	10.06	500	Complies



Date: 24.NOV.2020 12:20:21

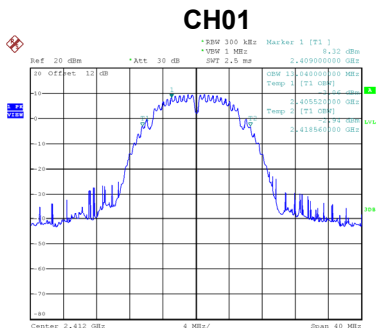


Date: 24.NOV.2020 12:23:50

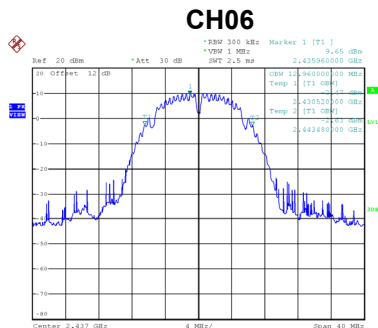


Date: 24.NOV.2020 12:25:22

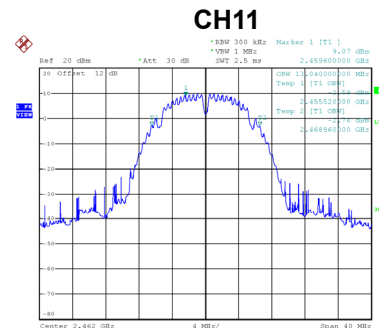
Channel	Frequency (MHz)	99 % Emission Bandwidth (MHz)	Result
01	2412	13.04	Complies
06	2437	12.96	Complies
11	2462	13.04	Complies



Date: 24.NOV.2020 12:20:28



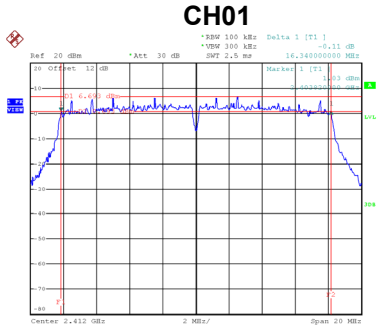
Date: 24.NOV.2020 12:23:57



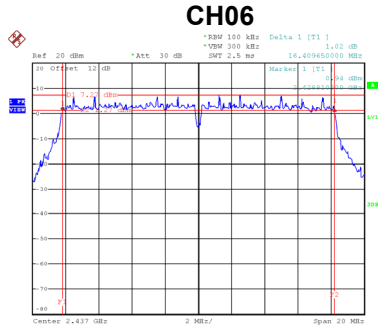
Date: 24.NOV.2020 12:25:29

Test Mode	TX G Mode
-----------	-----------

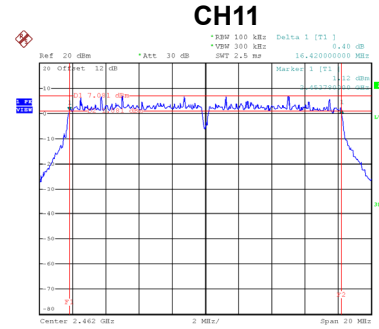
Channel	Frequency (MHz)	6 dB Bandwidth (MHz)	6 dB Bandwidth Min. Limit (kHz)	Result
01	2412	16.34	500	Complies
06	2437	16.41	500	Complies
11	2462	16.42	500	Complies



Date: 24.NOV.2020 12:26:137

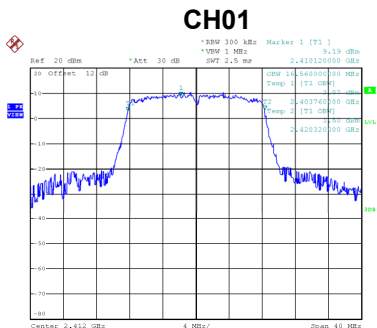


Date: 24.NOV.2020 12:28:24

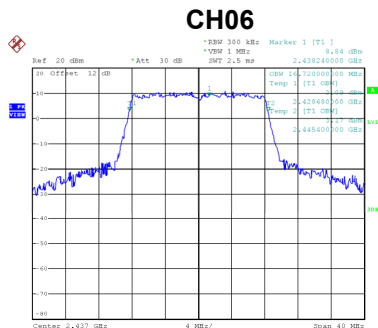


Date: 24.NOV.2020 12:29:50

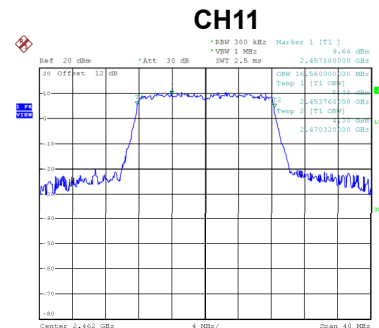
Channel	Frequency (MHz)	99 % Emission Bandwidth (MHz)	Result
01	2412	16.56	Complies
06	2437	16.72	Complies
11	2462	16.56	Complies



Date: 24.NOV.2020 12:26:44



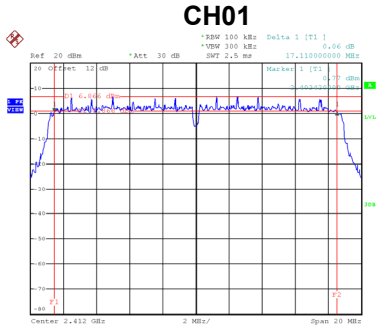
Date: 24.NOV.2020 12:28:31



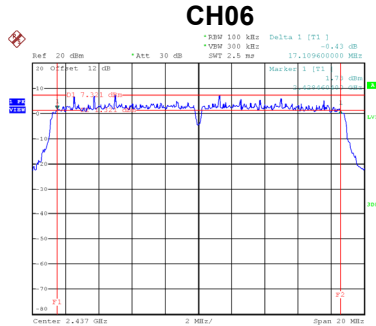
Date: 24.NOV.2020 12:29:57

Test Mode	TX N-20M Mode
-----------	---------------

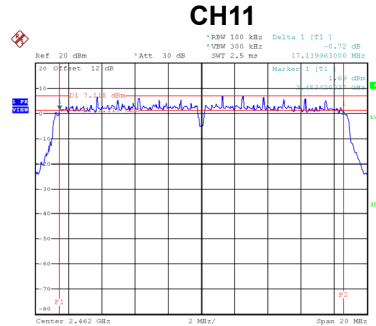
Channel	Frequency (MHz)	6 dB Bandwidth (MHz)	6 dB Bandwidth Min. Limit (kHz)	Result
01	2412	17.11	500	Complies
06	2437	17.11	500	Complies
11	2462	17.14	500	Complies



Date: 24.NOV.2020 12:31:36

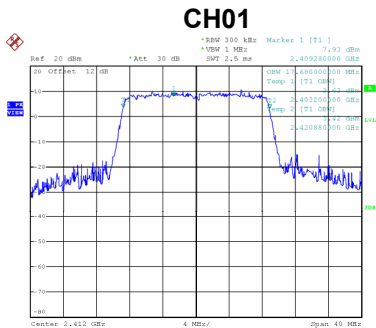


Date: 24.NOV.2020 12:33:17

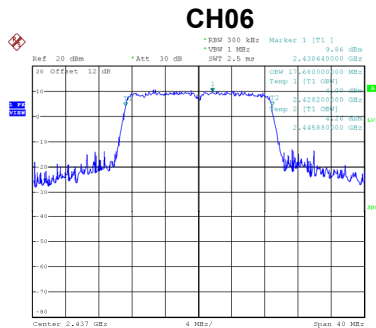


Date: 24.NOV.2020 12:36:12

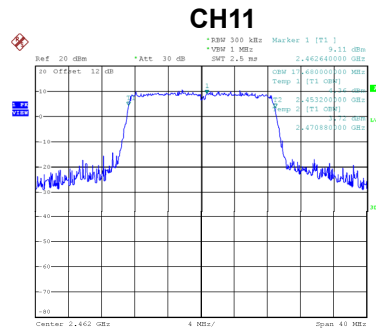
Channel	Frequency (MHz)	99 % Emission Bandwidth (MHz)	Result
01	2412	17.68	Complies
06	2437	17.68	Complies
11	2462	17.68	Complies



Date: 24.NOV.2020 12:31:43



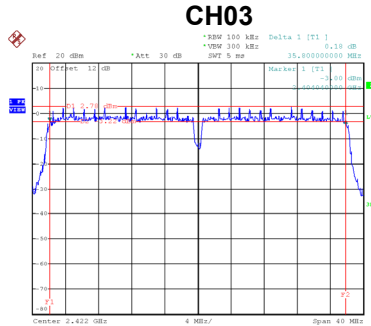
Date: 24.NOV.2020 12:33:23



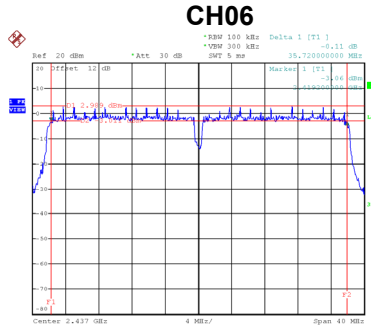
Date: 24.NOV.2020 12:36:19

Test Mode	TX N-40M Mode
-----------	---------------

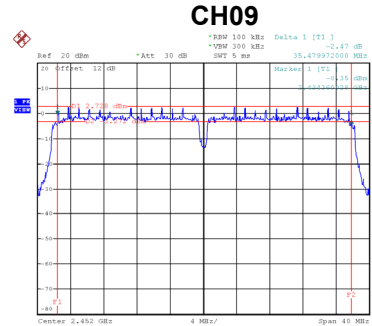
Channel	Frequency (MHz)	6 dB Bandwidth (MHz)	6 dB Bandwidth Min. Limit (kHz)	Result
03	2422	35.80	500	Complies
06	2437	35.72	500	Complies
09	2452	35.48	500	Complies



Date: 24.NOV.2020 12:17:19

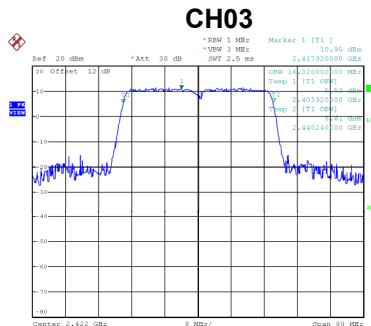


Date: 24.NOV.2020 12:18:21

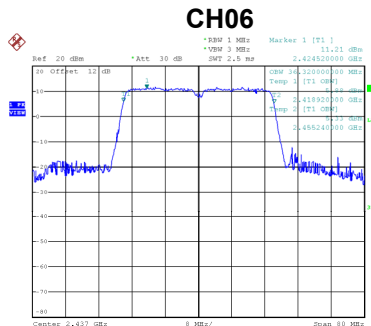


Date: 24.NOV.2020 12:19:42

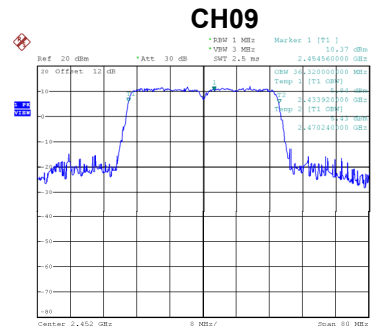
Channel	Frequency (MHz)	99 % Emission Bandwidth (MHz)	Result
03	2422	36.32	Complies
06	2437	36.32	Complies
09	2452	36.32	Complies



Date: 24.NOV.2020 12:17:26



Date: 24.NOV.2020 12:18:38



Date: 24.NOV.2020 12:19:49

APPENDIX F - MAXIMUM OUTPUT POWER

Test Mode	TX B Mode
-----------	-----------

Channel	Frequency (MHz)	Peak Output Power (dBm)	Peak Output Power (W)	Max. Limit (W)	Result
01	2412	18.40	0.0692	1.0000	Complies
06	2437	18.96	0.0787	1.0000	Complies
11	2462	18.95	0.0785	1.0000	Complies

Test Mode	TX G Mode
-----------	-----------

Channel	Frequency (MHz)	Peak Output Power (dBm)	Peak Output Power (W)	Max. Limit (W)	Result
01	2412	24.73	0.2972	1.0000	Complies
06	2437	24.49	0.2812	1.0000	Complies
11	2462	24.79	0.3013	1.0000	Complies

Test Mode	TX N-20M Mode
-----------	---------------

Channel	Frequency (MHz)	Peak Output Power (dBm)	Peak Output Power (W)	Max. Limit (W)	Result
01	2412	24.50	0.2818	1.0000	Complies
06	2437	24.73	0.2972	1.0000	Complies
11	2462	24.69	0.2944	1.0000	Complies

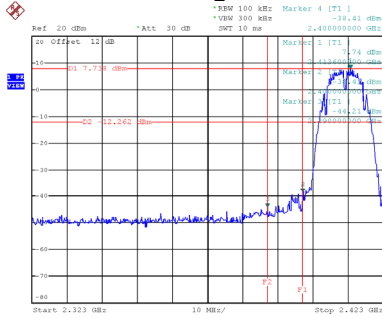
Test Mode	TX N-40M Mode
-----------	---------------

Channel	Frequency (MHz)	Peak Output Power (dBm)	Peak Output Power (W)	Max. Limit (W)	Result
03	2422	24.09	0.2564	1.0000	Complies
06	2437	24.27	0.2673	1.0000	Complies
09	2452	24.37	0.2735	1.0000	Complies

APPENDIX G - CONDUCTED SPURIOUS EMISSIONS

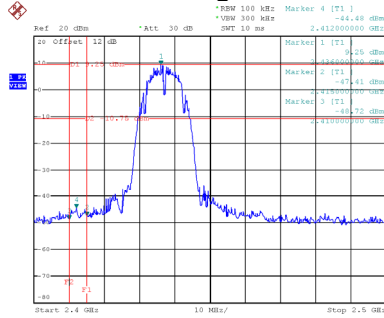
Test Mode TX B Mode

Bandedge-CH01



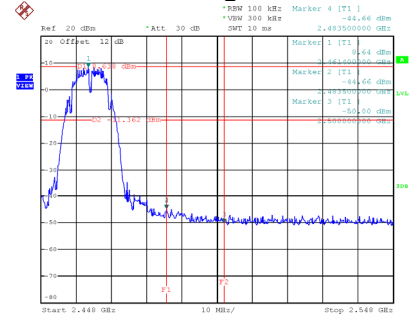
Date: 24.NOV.2020 12:20:35

Bandedge-CH06



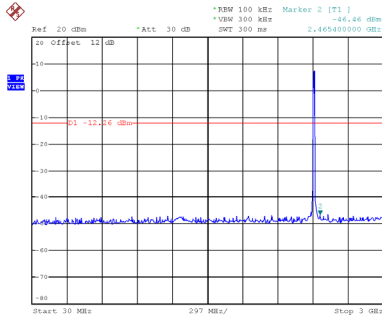
Date: 24.NOV.2020 12:24:04

Bandedge-CH11

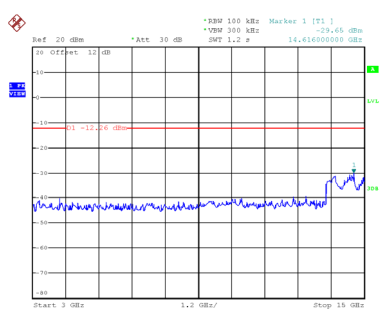


Date: 24.NOV.2020 12:25:36

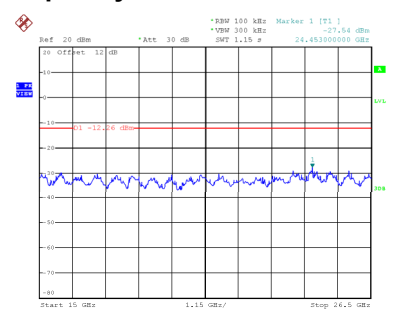
CH01 – 10th Harmonic of the fundamental frequency



Date: 24.NOV.2020 12:20:48

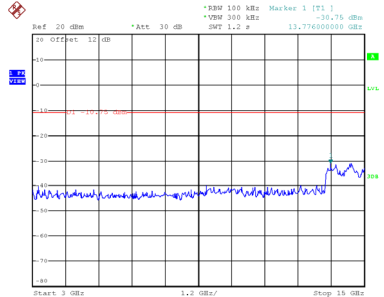
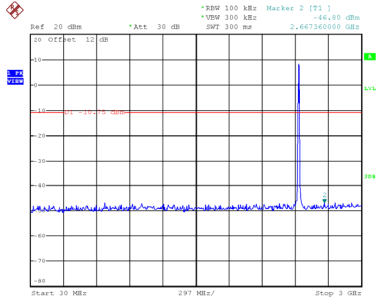


Date: 24.NOV.2020 12:20:55



Date: 24.NOV.2020 12:21:02

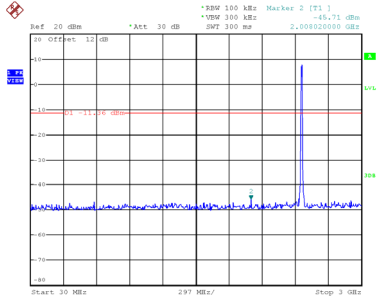
CH06 – 10th Harmonic of the fundamental frequency



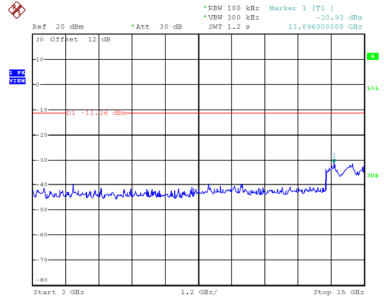
Date: 24.NOV.2020 12:24:24

Date: 24.NOV.2020 12:24:32

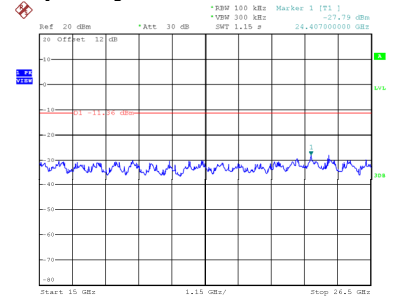
CH11 – 10th Harmonic of the fundamental frequency



Date: 24.NOV.2020 12:25:19



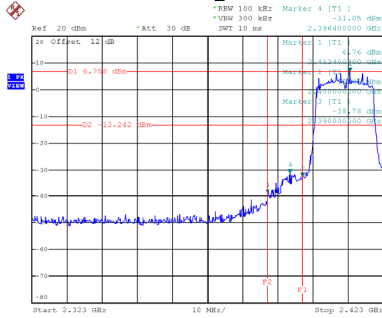
Date: 24.NOV.2020 12:25:56



Date: 24.NOV.2020 12:26:04

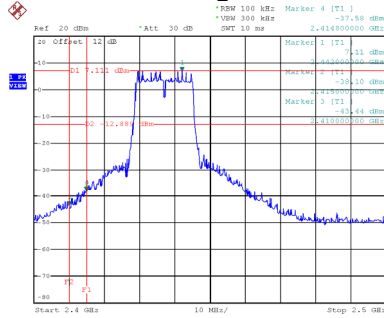
Test Mode TX G Mode

Bandedge-CH01



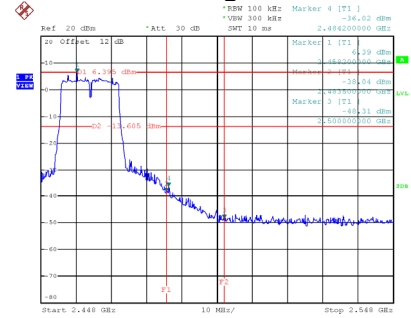
Date: 24.NOV.2020 12:26:51

Bandedge-CH06



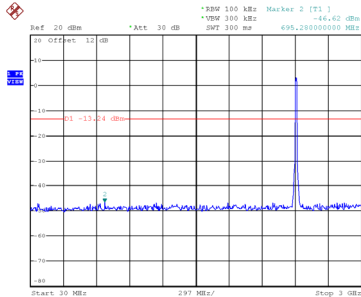
Date: 24.NOV.2020 12:28:39

Bandedge-CH11

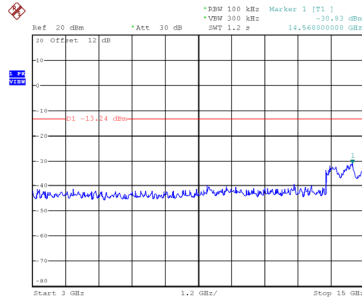


Date: 24.NOV.2020 12:30:04

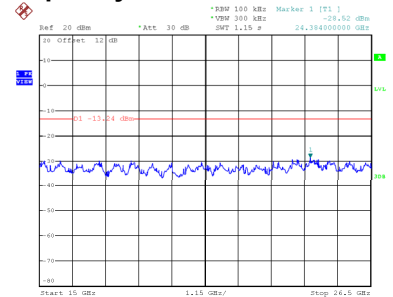
CH01 – 10th Harmonic of the fundamental frequency



Date: 24.NOV.2020 12:27:04

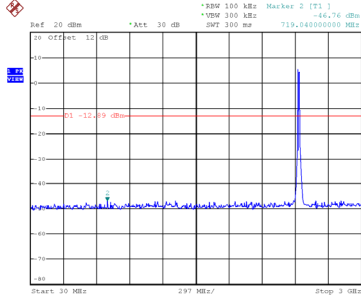


Date: 24.NOV.2020 12:27:11

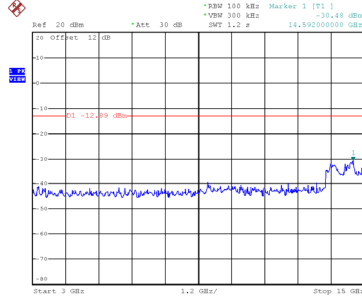


Date: 24.NOV.2020 12:27:18

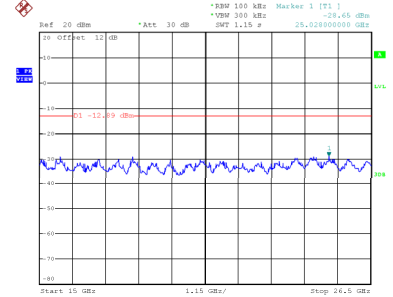
CH06 – 10th Harmonic of the fundamental frequency



Date: 24.NOV.2020 12:28:52

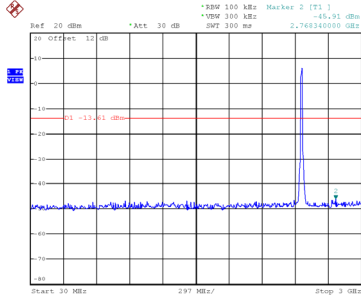


Date: 24.NOV.2020 12:28:59

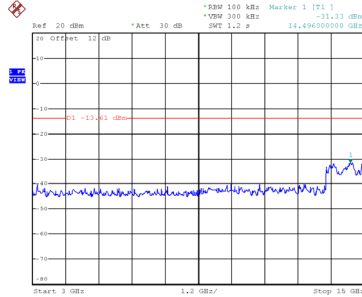


Date: 24.NOV.2020 12:29:06

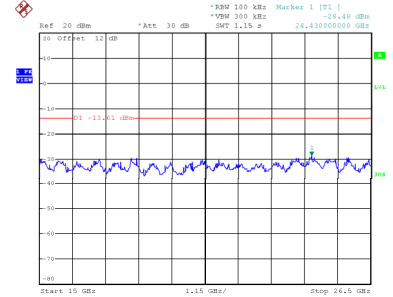
CH11 – 10th Harmonic of the fundamental frequency



Date: 24.NOV.2020 12:30:17



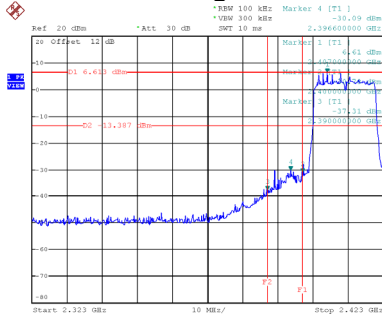
Date: 24.NOV.2020 12:30:24



Date: 24.NOV.2020 12:30:31

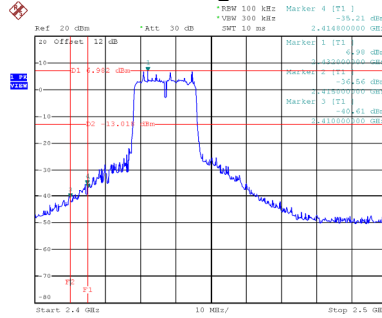
Test Mode TX N-20M Mode

Bandedge-CH01



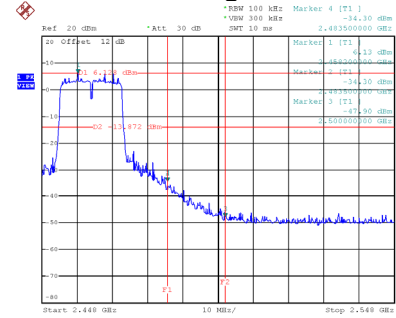
Date: 24.NOV.2020 12:31:51

Bandedge-CH06



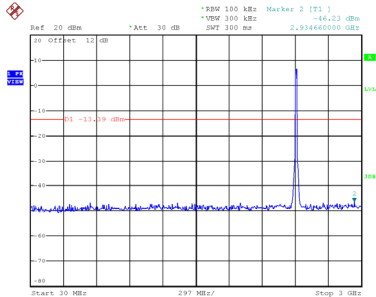
Date: 24.NOV.2020 12:33:31

Bandedge-CH11

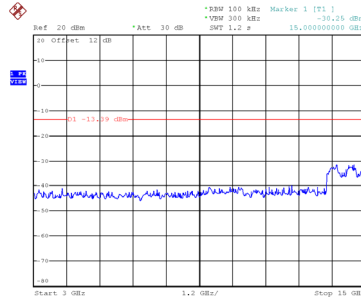


Date: 24.NOV.2020 12:36:26

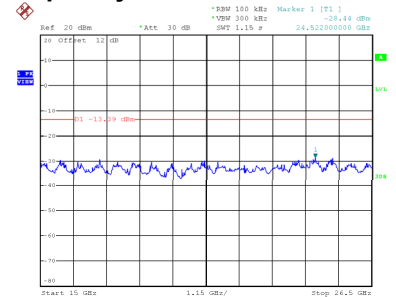
CH01 – 10th Harmonic of the fundamental frequency



Date: 24.NOV.2020 12:32:03

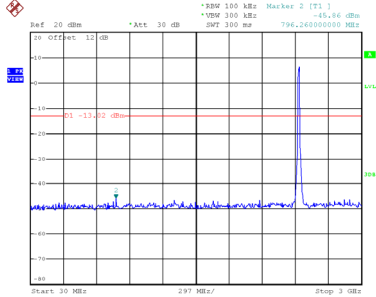


Date: 24.NOV.2020 12:32:10

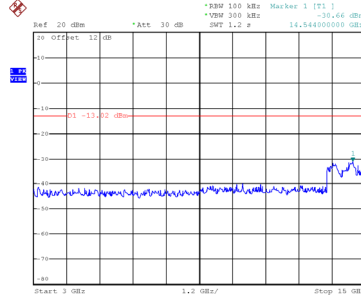


Date: 24.NOV.2020 12:32:18

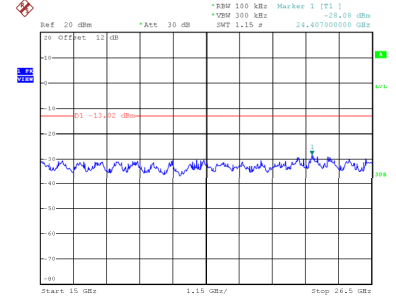
CH06 – 10th Harmonic of the fundamental frequency



Date: 24.NOV.2020 12:33:44

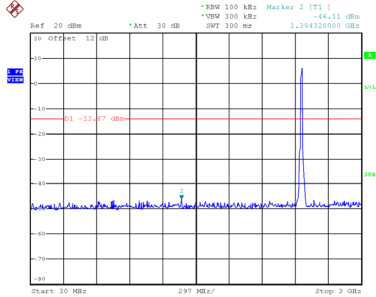


Date: 24.NOV.2020 12:33:51

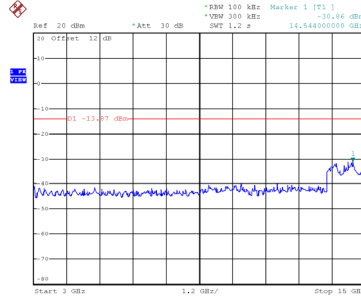


Date: 24.NOV.2020 12:33:58

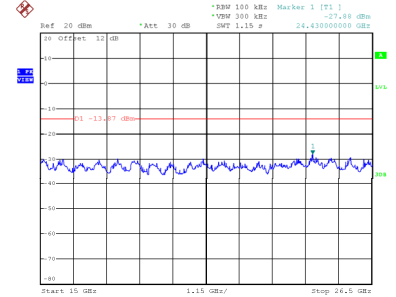
CH11 – 10th Harmonic of the fundamental frequency



Date: 24.NOV.2020 12:36:19



Date: 24.NOV.2020 12:36:46



Date: 24.NOV.2020 12:36:54